



**House of Assembly
Newfoundland and Labrador**

**Minutes of the House of Assembly
Management Commission**

Date: June 7, 2011

Location: Speaker's Boardroom

Time: 3:10 p.m.

Members Present:

Hon. Roger Fitzgerald, Speaker
Mr. William MacKenzie, Clerk of the House of Assembly
Ms. Lorraine Michael, MHA (NDP) Signal Hill - Quidi Vidi
Hon. Joan Burke, Government House Leader
Mr. Tom Osborne, MHA (PC) St. John's South
Mr. Bob Ridgley, MHA (PC) St. John's North

Regrets:

Hon. Jerome Kennedy, MHA (PC) Carbonear – Harbour Grace
Mr. Kelvin Parsons, Opposition House Leader
Ms. Yvonne Jones, MHA (L) Cartwright - L'Anse Au Clair

Other:

Ms. Marlene Lambe, Chief Financial Officer
Ms. Marie Keefe, Policy and Communications Officer

CM 2011-022 The Commission, at an *in camera* session, approved the remuneration for Mr. Victor Powers, Chief Electoral Officer at the EP-06 level point total of 2328, at Step 1.

CM 2011-023 The Minutes of the House of Assembly Management Commission meeting held on March 23, 2011 were approved as read.

CM 2011-024 The Minutes of the House of Assembly Management Commission *in camera* meeting held on March 30, 2011 were approved as read.

CM 2011-025 The Minutes of the House of Assembly Management Commission *in camera* meeting held on May 25, 2011 were approved as read.

CM 2011-026 The Commission directed that severance benefits for Members are to be calculated and paid based on 81.2 % of gross Member salary as established by s. 11 (1) of the *House of Assembly Accountability, Integrity and Administration Act*.

CM 2011-027 Pursuant to S. 64 of the *House of Assembly Accountability, Integrity and Administration Act*, the Commission approved the following amendments to the *Members' Resources & Allowances Rules* and rescinds the related Commission Directives effective upon the coming into force of the Rule amendments:

Subsection 19(4) of the Rules is repealed and the following is substituted:

- (4) Following a general election or by-election, a new member who was not a member in the preceding session of the House of Assembly is, in addition to the constituency office accommodation allowance, entitled to claim amounts associated with the start-up of the member's office in an amount of not more than \$1,000 to defray expenses for supplies and equipment as follows
 - (a) office supplies such as paper trays, 3 hole punch, staplers, pencil holders, scissors, hanging folders, kettle and coffee maker;
 - (b) office equipment such as a computer monitor stand and non glare screen; and
 - (c) other non-consumable items directly related, in the opinion of the Clerk, to establishing a constituency office.

Directive 2007-008 is rescinded, effective upon the Gazetting of the Rule amendment.

Section 26 of the *Members' Resources and Allowances Rules* is amended by adding immediately after subsection (5) the following:

- (6) Where a district is not represented by a Member, the constituency assistant for the last Member representing that district may remain employed as a constituency assistant until a new Member is officially declared elected for that district and the required notice period applicable to the constituency assistant has elapsed.

Directive 2008-005 is rescinded, effective upon the Gazetting of the Rule amendment.

Subsection 29(1) of the Rules is repealed and the following is substituted:

- 29(1) A member who travels
- (a) to and from the capital region when the House of Assembly is in session;
 - (b) to and from the capital region for constituency business when the House of Assembly is not in session; or
 - (c) to and from his or her permanent residence which is not in his or her district to that district
- may claim for travel and living allowance only where the member
- (d) is engaged in constituency business; and
 - (e) is outside commuting distance of the member's permanent residence.

Directive 2007-011 is rescinded, effective upon the Gazetting of the Rule amendment.

Subsection 29(7) of the rules is repealed and the following is substituted:

- (7) On a day when a member may claim a meal allowance while on constituency business, but only a portion of that day is spent on constituency business, his or her daily meal allowance shall be prorated as follows,
- (a) breakfast, \$10;
 - (b) lunch, \$15; and
 - (c) dinner, \$25.

Directive 2007-007 is rescinded, effective upon the Gazetting of the Rule amendment.

Section 29 of the Rules is amended by adding immediately after subsection (8) the following:

- (9) On a day when a member is on constituency business where there is no associated travel expense claimed under these Rules, the member may claim for accommodations and a meal allowance in accordance with these Rules.

Directive 2010-010 is rescinded, effective upon the Gazetting of the Rule amendment.

Paragraph 30(g) of the Rules is repealed and the following is substituted:

- (g) for travel, meals and accommodation of his or her constituency assistant where it is necessary to attend to constituency business, at the same rate for expenses that apply to the member.

Directive 2007-009 is rescinded, effective upon the Gazetting of the Rule amendment.

Subsection 41(1) of the Rules is amended by deleting the word “accommodation” and substituting the words “standard room accommodations”.

Directive 2008-006 is rescinded, effective upon the Gazetting of the Rule amendment.

Subsection 46(3) of the Rules is amended by adding immediately after paragraph (e) the following:

- (e.1) memorial wreaths used to commemorate veterans and others who served in the armed forces, peace officers, workers killed on the job or who died as a result of work related illness, and similar memorial commemorations of a public nature;

Directive 2007-005 is rescinded, effective upon the Gazetting of the Rule amendment.

CM 2011-028 The Commission rescinded Directives 2007-006 and 2007-010, effective immediately.

CM 2011-029 Pursuant to subparagraph 20(6)(b)(ii) of the *House of Assembly Accountability, Integrity and Administration Act*, the Commission approved the Guidelines on Dissolution of the Newfoundland and Labrador House of Assembly, dated June 2011.

Adjournment: 4:10 p.m.

Hon. Roger Fitzgerald, MHA
Speaker and Chair

Wm. MacKenzie
Clerk and Secretary to the Commission

To: House of Assembly Management Commission
From: Speaker of the House of Assembly
Date: December 7, 2011
Subject: Report on Section 18(4) – *Members’ Resources and Allowances Rules*

Section 18 of the *Members’ Resources and Allowances Rules* provides a maximum allowance of \$7000 (\$6,140, plus HST) for constituency office accommodations. Under the Rules, a Member may make application in writing to the Speaker requesting permission to exceed the maximum when accommodations can not be obtained within the maximum guidelines. The Speaker must report, in writing, to the Commission any authorizations made under this section of the rules.

Report on Section 18(4) – **Period Ending: December 7, 2011**

DISTRICT	MEMBER	AMOUNT APPROVED	REASON
Bay of Islands	Mr. Eddie Joyce	\$12,012.00	Lowest proposal received.

To: House of Assembly Management Commission
From: Clerk of the House of Assembly
Date: December 7, 2011
Subject: Report on Approvals for Rental Vehicles in Excess of 15 Days

Section 40(1) of the *Members' Resources and Allowances Rules* states that rental vehicles are an allowable mode of travel for Members of the House of Assembly. Section 40(10) states however, that where a Member travels by a rental vehicle for more than 15 consecutive days, the approval of the Clerk is required, with all such approvals to be reported at the next meeting of the Commission.

Report for Period Ending: December 7, 2011

DISTRICT	MEMBER	TYPE OF EXPENDITURE	DETAILS
Labrador West	Mr. Jim Baker*	Rental vehicle	Approval was given for a rental vehicle in St. John's for 3 extra days, beyond the 15 consecutive days allowable without approval.

* *Mr. Jim Baker is the former Member of the House of Assembly for the District of Labrador West. Mr. Baker retired prior to the October 2011 General Election. The approval was not reported prior to the Member's departure because there was no meeting of the Commission.*

House of Assembly Management Commission

Briefing Note

Title: Letter of Appeal - 60 Days Submission Deadline

Issue: Appeal of Claim Ruling - Member for Trinity-Bay de Verde

Background:

- The Member for Trinity-Bay de Verde is appealing the denial of payment by Corporate and Members' Services Division of certain allowable expenses incurred by the Member as the expenditures were incurred more than 60 days prior to the claim being made.
- Subsection 7(6) of the *Members Resources and Allowances Rules* states that
 - (6) *A claim against an allowance for payment or reimbursement shall not be made more than 60 days after the date on which the expenditure was made.*
- Subsections 24(1) and 24(8) of the *House of Assembly Accountability, Integrity and Administration Act* (the Act) state:
 - 24(1) *Where a member incurs an expense and a claim for reimbursement, or payment has been rejected by an officer or staff member of the House of Assembly service, or the member is unsure as to whether an expense, if incurred, will qualify for reimbursement or payment, he or she may request a ruling from the speaker.*
 - (8) *Where the ruling of the speaker is that the expenditure does not comply with the rules and directives of the commission, the member may appeal that ruling to the commission and, after giving the member an opportunity to make a submission in writing in support of the appeal, the commission may decide to reverse, uphold or modify the ruling of the speaker, and the decision of the commission is final.*
- Section 24 of the Act was amended in December 2008 to include subsection 24(9) which states

(9) *Notwithstanding that an expense claim has been denied by an officer, staff member or the speaker, in accordance with the rules, where there is an appeal to the commission under this section and the commission determines that that claimed expense amount*

(a) *has been incurred by the member; and*

(b) *is a permitted expense under the Act and rules; and*

(c) *does not exceed an expense amount or allowance allocation permitted under the rules,*

and a denial of payment of the expense amount would, in the opinion of the commission, be unjust, the commission may approve the expenditure for the claimed expense to the extent that the commission considers to be just and the decision of the commission is final.

- The expenses submitted are permitted expenses under the *Members' Resources and Allowances Rules*.
- The attached letter from the Member for Trinity-Bay de Verde provides further details.

Analysis:

Legal Consultation:

Not applicable.

Internal Consultation(s):

Not applicable.

External Consultation(s):

Not applicable.

Comparison to Government Policy:

Not applicable.

Financial Impact:

Not applicable.

Legislative Impact:

Not applicable.

Options:

1. Approve the payment of expenses totaling \$117.40 for the Member for Trinity-Bay de Verde.
2. Deny the payment of expenses totaling \$117.40 for the Member for Trinity-Bay de Verde.

Status:

- Not applicable.

Action Required:

- The decision of the Commission is requested.

Prepared by: Bobbi Russell

Approved by: William MacKenzie

Approved by:

Date: December 5, 2011

Attachments:

1. Letter dated August 31, 2011 from Speaker to Member for Trinity-Bay de Verde.
2. Letter received August 30, 2011 by the Speaker from the Member for Trinity-Bay de Verde.



HOUSE OF ASSEMBLY
Newfoundland and Labrador
OFFICE OF THE SPEAKER

August 31st, 2011

Hon. Charlene Johnson, MHA
District of Trinity- Bay de Verde
Minister of Child, Youth & Family Services
5th Floor, Natural Resources Building

Dear Ms. Johnson,

I am writing in response to your correspondence dated August 30th, 2011 regarding an expense claim for the amount of \$117.10 that were submitted past the required 60-day deadline.

The process for Members to follow respecting allowance use is outlined in Section 24 of the *House of Assembly Accountability, Integrity and Administration Act* (the Act) and involves the Speaker, in the first instance, with the Commission having the final authority. Subsection 24(4) of the Act states that the Speaker's approval confirms that an expenditure complies with the Rules of the Commission.

Given the provisions of Subsection 7(6) of the Rules it is not possible for me to state that the expenditures are in compliance with the Rule. The next step, therefore, is for you to request that the issue be brought to the House of Assembly Management Commission for a final decision.

Please note I will accept your correspondence as an official appeal to the Commission and will arrange that it be included on the agenda of an upcoming meeting.

Regards,

A handwritten signature in black ink, appearing to read 'Roger Fitzgerald'.

ROGER FITZGERALD, MHA
Speaker of the House of Assembly

c.c Ms. Marlene Lambe, Chief Financial Officer



Newfoundland and Labrador House of Assembly

CHARLENE JOHNSON, M.H.A.

Trinity-Bay de Verde

OFFICE OF THE SPEAKER

AUG 30 2011

Honourable Roger Fitzgerald,

Please consider this as an official Appeal to consider payment of Member Expense Claim: MECMS127994 in the amount of \$117.10. I would like this appeal to be considered by the Management Commission.

My Constituency Assistant, Crystal Hill was provided these receipts on the Receipt date, however mistakenly misplaced the receipts. Upon recovering the receipts, she submitted the claim however just days past the 60 day rule.

Please accept this letter of Appeal on my behalf,

Sincerely,

Charlene Johnson, MHA
District of Trinity-Bay de Verde

House of Assembly Management Commission

Briefing Note

Title: Letter of Appeal - 60 Days Submission Deadline

Issue: Appeal of Claim Ruling - Former Member for The Straits-White Bay North

Background:

- The former Member for The Straits-White Bay North is appealing the denial of payment by Corporate and Members' Services Division of certain allowable expenses incurred by the Member as the expenditures were incurred more than 60 days prior to the claim being made.
- The Member's request for an appeal was received by the Speaker on August 31, 2011, but did not receive Commission approval prior to the October 2011 General Election as there was no meeting during that period.
- Subsection 7(6) of the *Members Resources and Allowances Rules* states that
 - (6) *A claim against an allowance for payment or reimbursement shall not be made more than 60 days after the date on which the expenditure was made.*
- Subsections 24(1) and 24(8) of the *House of Assembly Accountability, Integrity and Administration Act* (the Act) state:
 - 24(1) *Where a member incurs an expense and a claim for reimbursement, or payment has been rejected by an officer or staff member of the House of Assembly service, or the member is unsure as to whether an expense, if incurred, will qualify for reimbursement or payment, he or she may request a ruling from the speaker.*
 - (8) *Where the ruling of the speaker is that the expenditure does not comply with the rules and directives of the commission, the member may appeal that ruling to the commission and, after giving the member an opportunity to make a submission in writing in support of the appeal, the commission may decide to reverse, uphold or modify the ruling of the speaker, and the decision of the commission is final.*
- Section 24 of the Act was amended in December 2008 to include subsection 24(9) which states:

(9) *Notwithstanding that an expense claim has been denied by an officer, staff member or the speaker, in accordance with the rules, where there is an appeal to the commission under this section and the commission determines that that claimed expense amount*

(a) *has been incurred by the member; and*

(b) *is a permitted expense under the Act and rules; and*

(c) *does not exceed an expense amount or allowance allocation permitted under the rules,*

and a denial of payment of the expense amount would, in the opinion of the commission, be unjust, the commission may approve the expenditure for the claimed expense to the extent that the commission considers to be just and the decision of the commission is final.

- The expenses submitted are permitted expenses under the *Members' Resources and Allowances Rules*.
- The attached letter from the former Member for The Straits-White Bay North provides further details.

Analysis:

Legal Consultation:

Not applicable.

Internal Consultation(s):

Not applicable.

External Consultation(s):

Not applicable.

Comparison to Government Policy:

Not applicable.

Financial Impact:

Not applicable.

Legislative Impact:

Not applicable.

Options:

1. Approve the payment of expenses totaling \$102.67 for the former Member for The Straits-White Bay North.
2. Deny the payment of expenses totaling \$102.67 for the former Member for The Straits-White Bay North.

Status:

- Not applicable.

Action Required:

- The decision of the Commission is requested.

Prepared by: Bobbi Russell

Approved by: William MacKenzie

Approved by:

Date: December 5, 2011

Attachments:

1. Letter dated September 1, 2011 from the Speaker to Member for The Straits-White Bay North.
2. Letter dated August 31, 2011 from the Member for The Straits-White Bay North to the Speaker.



HOUSE OF ASSEMBLY
Newfoundland and Labrador
OFFICE OF THE SPEAKER

September 1, 2011

Mr. Marshall Dean, MHA
District of The Straits-White Bay North
P.O. Box 620, 270 West Street
St. Anthony, NL A0K 4S0

Dear Mr. Dean,


I am writing in response to your correspondence dated August 31th, 2011 regarding an expense claim for the amount of \$102.27 that were submitted past the required 60-day deadline.

The process for Members to follow respecting allowance use is outlined in Section 24 of the *House of Assembly Accountability, Integrity and Administration Act* (the Act) and involves the Speaker, in the first instance, with the Commission having the final authority. Subsection 24(4) of the Act states that the Speaker's approval confirms that an expenditure complies with the Rules of the Commission.

Given the provisions of Subsection 7(6) of the Rules it is not possible for me to state that the expenditures are in compliance with the Rule. The next step, therefore, is for you to request that the issue be brought to the House of Assembly Management Commission for a final decision.

Please note I will accept your correspondence as an official appeal to the Commission and will arrange that it be included on the agenda of an upcoming meeting.

Regards,


ROGER FITZGERALD, MHA
Speaker of the House of Assembly

c.c Ms. Marlene Lambe, Chief Financial Officer



**HOUSE OF ASSEMBLY
NEWFOUNDLAND AND LABRADOR**

Official Opposition Office
Marshall Dean, MHA
The Straits – White Bay North

August 31, 2011

Honourable Roger Fitzgerald
Speaker's Office
1st Floor, East Block, Confed. Bldg.
P.O. Box 8700
St. John's, NL
A1B 4J6

Dear Mr. Fitzgerald:

Please accept this letter as a formal appeal for two expenses on claim MECMS124832 that I submitted to Corporate and Members' Services. The two expenses that I ask for your consideration are a dinner in the amount of \$82.78 dated June 10th and I&E Travel dated June 3rd in the amount of \$19.49. It was rejected because it was not submitted within the 60 day time frame that is allotted. The reason for the late submission is because I didn't realize the amount of time that elapsed before submitting the claim.

Please consider reimbursement of these expenses to the Management Commission. I look forward to your response. Thank you.

Sincerely,

A handwritten signature in cursive script, appearing to read "M. Dean".

Marshall Dean
MHA – The Straits – White Bay North

House of Assembly Management Commission

Briefing Note

Title: Letters of Appeal - 60 Days Submission Deadline

Issue: Appeal of Claim Rulings - Member for Conception Bay East-Bell Island

Background:

- The Member for Conception Bay East-Bell Island is appealing the denial of payment by Corporate and Members' Services Division of certain allowable expenses incurred by the Member as the expenditures were incurred more than 60 days prior to the claim being made.
- Subsection 7(6) of the *Members Resources and Allowances Rules* states that
 - (6) *A claim against an allowance for payment or reimbursement shall not be made more than 60 days after the date on which the expenditure was made.*
- Subsections 24(1) and 24(8) of the *House of Assembly Accountability, Integrity and Administration Act* (the Act) state:
 - 24(1) *Where a member incurs an expense and a claim for reimbursement, or payment has been rejected by an officer or staff member of the House of Assembly service, or the member is unsure as to whether an expense, if incurred, will qualify for reimbursement or payment, he or she may request a ruling from the speaker.*
 - (8) *Where the ruling of the speaker is that the expenditure does not comply with the rules and directives of the commission, the member may appeal that ruling to the commission and, after giving the member an opportunity to make a submission in writing in support of the appeal, the commission may decide to reverse, uphold or modify the ruling of the speaker, and the decision of the commission is final.*
- Section 24 of the Act was amended in December 2008 to include subsection 24(9) which states

(9) *Notwithstanding that an expense claim has been denied by an officer, staff member or the speaker, in accordance with the rules where there is an appeal to the commission under this section and the commission determines that that claimed expense amount*

(a) *has been incurred by the member; and*

(b) *is a permitted expense under the Act and rules; and*

(c) *does not exceed an expense amount or allowance allocation permitted under the rules,*

and a denial of payment of the expense amount would, in the opinion of the commission, be unjust, the commission may approve the expenditure for the claimed expense to the extent that the commission considers to be just and the decision of the commission is final.

- The expenses submitted are permitted expenses under the *Members' Resources and Allowances Rules*.
- The attached letters from the Member for Conception Bay East-Bell Island provides further details. There are two separate claims being appealed.

Analysis:

Legal Consultation:

Not applicable.

Internal Consultation(s):

Not applicable.

External Consultation(s):

Not applicable.

Comparison to Government Policy:

Not applicable.

Financial Impact:

Not applicable.

Legislative Impact:

Not applicable.

Options:

1. Approve the payment of expenses totaling \$685.00 and \$364.67 for the Member for Conception Bay East-Bell Island.
2. Deny the payment of expenses totaling \$685.00 and \$364.67 for the Member for Conception Bay East-Bell Island.

Status:

- Not applicable.

Action Required:

- The decision of the Commission is requested.

Prepared by: Bobbi Russell

Approved by: William MacKenzie

Approved by:

Date: December 5, 2011

Attachments:

1. Letter dated November 15, 2011 from the Speaker to Member for Conception Bay East-Bell Island.
2. Letter dated September 16, 2011 from the Member for Conception Bay East-Bell Island to the Speaker.
3. Letter dated September 15, 2011 from the Member for Conception Bay East-Bell Island to the Speaker.



HOUSE OF ASSEMBLY
Newfoundland and Labrador

OFFICE OF THE SPEAKER

November 15, 2011

Mr. David Brazil
M.H.A District of Conception Bay East- Bell Island
Government Members Office, 5th Floor, East Block
Confederation Building

Dear Mr. Brazil, *DWB*

I am writing in response to your letters of September 15th and 16th, 2011 regarding expense claims that were submitted past the required 60-day deadline.

The process for Members to follow respecting allowance use is outlined in Section 24 of the *House of Assembly Accountability, Integrity and Administration Act* (the Act) and involves the Speaker, in the first instance, with the Commission having the final authority. Subsection 24(4) of the Act states that the Speaker's approval confirms that an expenditure complies with the Rules of the Commission.

Given the provisions of Subsection 7(6) of the Rules it is not possible for me to state that the expenditures are in compliance with the Rule. The next step, therefore, is for you to request that the issue be brought to the House of Assembly Management Commission for a final decision.

Please note I will accept your correspondence as an official appeal to the Commission and will arrange that it be included on the agenda of an upcoming meeting.

Regards,

A handwritten signature in cursive script, appearing to read "Ross".

Ross Wiseman, M.H.A.
Speaker of the House of Assembly

C.C Ms. Marlene Lambe, Chief Financial Officer



HOUSE OF ASSEMBLY
Newfoundland and Labrador

DAVID BRAZIL, M.H.A.
District of Conception Bay East - Bell Island

September 16, 2011

Honourable Roger Fitzgerald
Office of the Speaker
Main floor, East Block
Confederation Bldg.
P.O. Box 8700
St. John's, NL
A1B 4J6

Dear Honorable Fitzgerald:

Please accept this letter of appeal for my claim # MECMS133695 dating from June 13, 2011 to June 30, 2011, and the total amount of the claim is \$ 364.67.

The claim is over the 60 days deadline because I was out of the province for a period of time and my schedule became back logged with constituency issues.

I would like this to be considered an official appeal to the Management Commission for reimbursement.

Sincerely,

A handwritten signature in black ink that reads "David Brazil".

David Brazil, MHA

District of Conception Bay East - Bell Island

"Working for the People of the District of Conception Bay East - Bell Island"



HOUSE OF ASSEMBLY
Newfoundland and Labrador

DAVID BRAZIL, M.H.A.
District of Conception Bay East - Bell Island

September 15, 2011

Honourable Roger Fitzgerald
Office of the Speaker
Main floor, East Block
Confederation Bldg.
P.O. Box 8700
St. John's, NL
A1B 4J6

Dear Honorable Fitzgerald:

Please accept this letter of appeal for my claim # MECMS133610 dating from May 5, 2011 to May 29, 2011, and the total amount of the claim is \$ 685.00.

The claim is over the 60 days deadline because I was out of the province for a period of time and my schedule became back logged with constituency issues.

I would like this to be considered an official appeal to the Management Commission for reimbursement.

Sincerely,

A handwritten signature in black ink, appearing to read "David Brazil".

David Brazil, MHA

District of Conception Bay Easy – Bell Island

"Working for the People of the District of Conception Bay East - Bell Island"

House of Assembly Management Commission

Briefing Note

Title: Letter of Appeal - 60 Days Submission Deadline

Issue: Appeal of Claim Ruling - Member for St. George's-Stephenville East

Background:

- The Member for St. George's-Stephenville East is appealing the denial of payment by Corporate and Members' Services Division of certain allowable expenses incurred by the Member as the expenditures were incurred more than 60 days prior to the claim being made.
- Subsection 7(6) of the *Members Resources and Allowances Rules* states that
 - (6) *A claim against an allowance for payment or reimbursement shall not be made more than 60 days after the date on which the expenditure was made.*
- Subsections 24(1) and 24(8) of the *House of Assembly Accountability, Integrity and Administration Act* (the Act) state:
 - 24(1) *Where a member incurs an expense and a claim for reimbursement, or payment has been rejected by an officer or staff member of the House of Assembly service, or the member is unsure as to whether an expense, if incurred, will qualify for reimbursement or payment, he or she may request a ruling from the speaker.*
 - (8) *Where the ruling of the speaker is that the expenditure does not comply with the rules and directives of the commission, the member may appeal that ruling to the commission and, after giving the member an opportunity to make a submission in writing in support of the appeal, the commission may decide to reverse, uphold or modify the ruling of the speaker, and the decision of the commission is final.*
- Section 24 of the Act was amended in December 2008 to include subsection 24(9) which states

(9) *Notwithstanding that an expense claim has been denied by an officer, staff member or the speaker, in accordance with the rules, where there is an appeal to the commission under this section and the commission determines that that claimed expense amount*

(a) *has been incurred by the member; and*

(b) *is a permitted expense under the Act and rules; and*

(c) *does not exceed an expense amount or allowance allocation permitted under the rules,*

and a denial of payment of the expense amount would, in the opinion of the commission, be unjust, the commission may approve the expenditure for the claimed expense to the extent that the commission considers to be just and the decision of the commission is final.

- The expenses submitted are permitted expenses under the *Members' Resources and Allowances Rules*.
- The attached letter from the Member for St. George's-Stephenville East provides further details.

Analysis:

Legal Consultation:

Not applicable.

Internal Consultation(s):

Not applicable.

External Consultation(s):

Not applicable.

Comparison to Government Policy:

Not applicable.

Financial Impact:

Not applicable.

Legislative Impact:

Not applicable.

Options:

1. Approve the payment of expenses totaling \$563.99 for the Member for St. George's-Stephenville East.
2. Deny the payment of expenses totaling \$563.99 for the Member for St. George's-Stephenville East.

Status:

- Not applicable.

Action Required:

- The decision of the Commission is requested.

Prepared by: Bobbi Russell

Approved by: William MacKenzie

Approved by:

Date: December 5, 2011

Attachments:

1. Letter dated November 15, 2011 from Speaker to Member for St. George's-Stephenville East.
2. Letter dated November 7, 2011 from the Member for St. George's-Stephenville East to the Speaker.



HOUSE OF ASSEMBLY
Newfoundland and Labrador
OFFICE OF THE SPEAKER

November 15, 2011

Joan Burke, M.H.A.
District of St. George's- Stephenville East
2nd Floor, Harmon Building
58 Oregon Drive, Stephenville, NL A2N 2Y1

Dear Ms. ~~Burke~~, *JB*

I am writing in response to your letter of November 7th, 2011 regarding expense claims that were submitted past the required 60-day deadline.

The process for Members to follow respecting allowance use is outlined in Section 24 of the *House of Assembly Accountability, Integrity and Administration Act* (the Act) and involves the Speaker, in the first instance, with the Commission having the final authority. Subsection 24(4) of the Act states that the Speaker's approval confirms that an expenditure complies with the Rules of the Commission.

Given the provisions of Subsection 7(6) of the Rules it is not possible for me to state that the expenditures are in compliance with the Rule. The next step, therefore, is for you to request that the issue be brought to the House of Assembly Management Commission for a final decision.

Please note I will accept your correspondence as an official appeal to the Commission and will arrange that it be included on the agenda of an upcoming meeting.

Regards,

Ross
Ross Wiseman, M.H.A.
Speaker of the House of Assembly

C.C Ms. Marlene Lambe, Chief Financial Officer

NOV 15 2011



HOUSE OF ASSEMBLY
Newfoundland and Labrador

JOAN BURKE, M.H.A.
District of St. George's- Stephenville East

Speaker of the House of Assembly
East Block, Confederation Building
P.O. Box 8700
St. John's, NL
A1B 4J6

November 7, 2011

Dear Speaker,

I write today to appeal the decision made by Members and Corporate Services to deny processing of my travel claim, TCMS135149, to attend House of Assembly Management Commission meeting on June 7, 2011.

I recognize that this travel claim was submitted after the 60 day requirement outlined in the Members' Resources and Allowances Rules, however; at this time, my constituency office was undergoing changes in staff members and this claim was overlooked. I respectfully ask that you review this request for an appeal to allow these eligible expenses to be paid.

Thank you for your consideration.

Yours truly,

A handwritten signature in cursive script, appearing to read 'Joan'.

JOAN BURKE, MHA
St. George's - Stephenville East
Minister

House of Assembly Management Commission

Briefing Note

Title: Letter of Appeal - 60 Days Submission Deadline

Issue: Appeal of Claim Ruling - Member for Trinity North

Background:

- The Member for Trinity North is appealing the denial of payment by Corporate and Members' Services Division of certain allowable expenses incurred by the Member as the expenditures were incurred more than 60 days prior to the claim being made.
- Subsection 7(6) of the *Members Resources and Allowances Rules* states that
 - (6) A claim against an allowance for payment or reimbursement shall not be made more than 60 days after the date on which the expenditure was made.
- Subsections 24(1) and 24(8) of the *House of Assembly Accountability, Integrity and Administration Act* (the Act) state:
 - 24(1) *Where a member incurs an expense and a claim for reimbursement, or payment has been rejected by an officer or staff member of the House of Assembly service, or the member is unsure as to whether an expense, if incurred, will qualify for reimbursement or payment, he or she may request a ruling from the speaker.*
 - (8) *Where the ruling of the speaker is that the expenditure does not comply with the rules and directives of the commission, the member may appeal that ruling to the commission and, after giving the member an opportunity to make a submission in writing in support of the appeal, the commission may decide to reverse, uphold or modify the ruling of the speaker, and the decision of the commission is final.*
- Section 24 of the Act was amended in December 2008 to include subsection 24(9) which states

(9) *Notwithstanding that an expense claim has been denied by an officer, staff member or the speaker, in accordance with the rules, where there is an appeal to the commission under this section and the commission determines that that claimed expense amount*

(a) *has been incurred by the member; and*

(b) *is a permitted expense under the Act and rules; and*

(c) *does not exceed an expense amount or allowance allocation permitted under the rules,*

and a denial of payment of the expense amount would, in the opinion of the commission, be unjust, the commission may approve the expenditure for the claimed expense to the extent that the commission considers to be just and the decision of the commission is final.

- The expenses submitted are permitted expenses under the *Members' Resources and Allowances Rules*.
- The attached letter from the Member for Trinity North provides further details.

Analysis:

Legal Consultation:

Not applicable.

Internal Consultation(s):

Not applicable.

External Consultation(s):

Not applicable.

Comparison to Government Policy:

Not applicable.

Financial Impact:

Not applicable.

Legislative Impact:

Not applicable.

Options:

1. Approve the payment of expenses totaling \$455.31 for the Member for Trinity North.
2. Deny the payment of expenses totaling \$455.31 for the Member for Trinity North.

Status:

- Not applicable.

Action Required:

- The decision of the Commission is requested.

Prepared by: Bobbi Russell

Approved by: William MacKenzie

Approved by:

Date: December 8, 2011

Attachments:

1. Letter dated December 8, 2011 from Clerk of the House of Assembly to Member for Trinity North.
2. Letter dated December 7, 2011 from the Member for Trinity North to the Clerk of the House of Assembly.



HOUSE OF ASSEMBLY
Newfoundland and Labrador

December 8, 2011

Hon. Ross Wiseman, MHA
Trinity North
Speaker's Office
Main Floor – East Block

Dear Mr. Wiseman,

I am writing in response to your letter of December 7, 2011 regarding an expense claim that was submitted past the 60-day deadline as required under Subsection 7(6) of the *Members' Resources and Allowances Rules* (the Rules).

The process for Members to follow respecting rulings on allowance use is outlined in Section 24 of the *House of Assembly Accountability, Integrity and Administration Act* (the Act). The Act states that the Speaker has the authority to review details of the expenditure(s) and make a ruling, but the ruling is not binding until it is brought to the House of Assembly Management Commission for final approval. As the Speaker is unable to make a prior ruling regarding his own expenditures, I will bring the matter forward on your behalf as Secretary to the Commission for a decision at an upcoming meeting.

Please note I will accept your correspondence as an official appeal to the Commission and will notify you once the Commission has made a ruling with respect to this matter.

Regards,

A handwritten signature in black ink, appearing to read 'W MacKenzie'.

William MacKenzie
Secretary to the Management Commission
Clerk of the House of Assembly

c.c. Ms. Marlene Lambe, Chief Financial Officer



Newfoundland &
Labrador

House of Assembly
Newfoundland and Labrador
Hon. Ross Wiseman, M. H. A
Trinity North, Speaker

December 7, 2011

Mr. William MacKenzie
Clerk of the House of Assembly
Clerk's Office, East Block
Confederation Building

Mr. MacKenzie,

Please consider this as an official appeal of claim #MECMS152748 in the amount of \$455.31 rejected by Corporate and Members Services as it was past the 60-day deadline. I am requesting the approval of the House of Assembly Management Commission to reimburse me for these legitimate expenses.

The delay was caused by a combination of delays by suppliers in getting their invoice, statements, receipts and in some cases the ads to me. Together with administrative delay in my office this is the first opportunity since June 2011 to ask the Management Commission to consider my request.

Thank you for your consideration,

A handwritten signature in black ink, appearing to read 'Ross Wiseman'.

Ross Wiseman, M.H.A
Trinity North



HOUSE OF ASSEMBLY
Newfoundland and Labrador

September 15, 2011

The Honourable Roger Fitzgerald
Chair
House of Assembly Management Commission

Dear Mr. Fitzgerald:

At their meeting of September 14th, the Audit Committee reviewed the financial information of the House of Assembly and Statutory Offices, the Clerk's Management Certification and the audit report and recommendations of the auditor and recommend pursuant to paragraph 23(7)(d) of the *House Of Assembly Accountability, Integrity And Administration Act* that the Commission approve and sign the financial information for the financial year ended 31 March, 2011.

The Committee note that in the Management Letter dated 9 September 2011 the Auditor General reported that he had no significant observations or recommendations to make as a result of the audit he performed for the year ended 31 March, 2011.

Sincerely,

A handwritten signature in black ink, appearing to read 'Bob Ridgley', written over a white background.

Bob Ridgley, M.H.A.
Chair
Audit Committee

**HOUSE OF ASSEMBLY
AND ITS STATUTORY OFFICES
MANAGEMENT CERTIFICATION**


31 MARCH 2011

MANAGEMENT CERTIFICATION – HOUSE OF ASSEMBLY – MARCH 31, 2011

As per Section 28(3)(l) of the *House of Assembly Accountability, Integrity and Administration Act*...

I, **William MacKenzie**, Clerk of the House of Assembly for the Provincial Government of Newfoundland and Labrador, certify that:

1. I have reviewed the financial information of The House of Assembly and Statutory Offices, as defined in the *House of Assembly Accountability, Integrity and Administration Act*, for the period ending March 31, 2011;
2. Based on my knowledge, the financial information does not contain any untrue statement of a material fact or omit to state a material fact required to be stated or that is necessary to make a statement not misleading in light of the circumstances under which it was made, with respect to the period covered by the financial information;
3. Based on my knowledge, the annual financial information presents in all material respects the results of transactions at The House of Assembly and Statutory Offices as defined in the *House of Assembly Accountability, Integrity and Administration Act*, as of the date and for the periods presented;
4. I am responsible for establishing and maintaining disclosure controls and procedures and internal control over financial reporting for The House of Assembly and Statutory Offices as defined in the *House of Assembly Accountability, Integrity and Administration Act*, and I have:
 - (a) designed such disclosure controls and procedures, or caused them to be designed under my supervision, to provide reasonable assurance that material information relating to the House of Assembly and Statutory Offices, as defined in the *House of Assembly Accountability, Integrity and Administration Act*, is made known to me by others, particularly during the period in which the financial information is being prepared;
 - (b) designed such internal control over financial reporting, or caused it to be designed under my supervision, to provide reasonable assurance regarding the reliability of financial reporting and the preparation of financial information in accordance with the required policies;
 - (c) evaluated the effectiveness of the disclosure controls and procedures as of March 31, 2011 and am satisfied with the effectiveness based on such evaluation; and
 - (d) evaluated the effectiveness of the internal control over financial reporting as of March 31, 2011 and am satisfied with the effectiveness based on such evaluation.



Clerk of the House of Assembly

2011.06.06.
Date

**HOUSE OF ASSEMBLY
AND ITS STATUTORY OFFICES**

**FINANCIAL INFORMATION
AND
MANAGEMENT CERTIFICATION**

31 MARCH 2011

**HOUSE OF ASSEMBLY
AND ITS STATUTORY OFFICES**

FINANCIAL INFORMATION

31 MARCH 2011



OFFICE OF THE AUDITOR GENERAL
St. John's, Newfoundland and Labrador

AUDITOR'S REPORT

To the Members of the House of Assembly Management Commission
Province of Newfoundland and Labrador

I have audited the financial information of the House of Assembly and its statutory offices (the Assembly), which comprises the schedule of assets and liabilities as at 31 March 2011, and the schedule of expenditure and related revenue, and schedule of gross expenditure and unexpended balances for the year then ended, and a summary of significant accounting policies and other explanatory information. The financial information has been prepared by management of the Assembly to comply with the requirements of the *House of Assembly Accountability, Integrity and Administration Act* (the *Act*).

I have also audited, in accordance with section 43(6)(b) of the *Act*, the expenses incurred by the Assembly to determine whether they were in accordance with the policies of the House of Assembly Management Commission and, where applicable, the policies of the Executive Branch of Government.

As well, I have audited, in accordance with section 43(6)(c) of the *Act*, the Clerk of the House of Assembly's assessment of the effectiveness of the Assembly's internal controls as at 31 March 2011.

Management's Responsibility for the Financial Information

The Assembly's management is responsible for the preparation of this financial information in accordance with the accounting policies disclosed in Note 1 and for such internal control as management determines is necessary to enable the preparation of financial information that is free from material misstatement, whether due to fraud or error.

Auditor's Responsibility

My responsibility is to express an opinion on this financial information based on my audit. I conducted my audit in accordance with Canadian generally accepted auditing standards. Those standards require that I comply with ethical requirements and plan and perform the audit to obtain reasonable assurance about whether the financial information is free from material misstatement.

AUDITOR'S REPORT (cont.)

An audit involves performing procedures to obtain audit evidence about the amounts and disclosures in the financial information. The procedures selected depend on the auditor's judgment, including the assessment of the risks of material misstatement of the financial information, whether due to fraud or error. In making those risk assessments, the auditor considers internal control relevant to the entity's preparation of the financial information in order to design audit procedures that are appropriate in the circumstances, but not typically for the purpose of expressing an opinion on the effectiveness of the entity's internal control. An audit also includes evaluating the appropriateness of accounting policies used and the reasonableness of accounting estimates made by management, as well as evaluating the overall presentation of the financial information.

I believe that the audit evidence I have obtained in all areas of responsibility is sufficient and appropriate to provide a basis for my audit opinion.

The Assembly's internal control over financial reporting is a process designed to provide reasonable assurance regarding the reliability of financial reporting and the preparation of financial information. The Assembly's internal control over financial reporting includes those policies and procedures that: (1) pertain to the maintenance of records that, in reasonable detail, accurately and fairly reflect the transactions and dispositions of the assets of the Assembly; (2) provide reasonable assurance that transactions are recorded as necessary to permit preparation of financial information in accordance with the accounting policies disclosed in the financial information, and that receipts and expenditures of the Assembly are being made only in accordance with proper authorizations; and (3) provide reasonable assurance regarding prevention or timely detection of unauthorized acquisition, use, or disposition of the Assembly's assets that could have a material effect on the financial information.

Because of its inherent limitations, internal control over financial reporting may not prevent or detect misstatements. Also, projections of any evaluation of effectiveness to future periods are subject to the risk that controls may become inadequate because of changes in conditions, or that the degree of compliance with the policies or procedures may deteriorate.

Opinion

In my opinion, the financial information of the Assembly for the year ended 31 March 2011 is prepared, in all material respects, in accordance with the accounting policies disclosed in Note 1.


Also, in my opinion, the expenses incurred by the Assembly were in accordance with the policies of the House of Assembly Management Commission which were in place during the year and, where applicable, the policies of the Executive Branch of Government.

AUDITOR'S REPORT (cont.)

As well, in my opinion, the Clerk's assessment of internal controls over financial reporting at the Assembly as at 31 March 2011, was fairly stated and the internal controls over financial reporting at the Assembly were operating effectively, in all material respects, as at that date.

Basis of Accounting

Without modifying my opinion, I draw attention to Note 1 to the financial information, which describes the basis of accounting. The financial information is prepared to assist the House of Assembly Management Commission to comply with the requirements of the *House of Assembly Accountability, Integrity and Administration Act*. As a result, the financial information may not be suitable for another purpose.



WAYNE R. LOVEYS, CMA
Auditor General (A)

26 August 2011
St. John's, Newfoundland and Labrador

**HOUSE OF ASSEMBLY AND ITS STATUTORY OFFICES
 PROVINCE OF NEWFOUNDLAND AND LABRADOR
 SCHEDULE OF ASSETS AND LIABILITIES**

31 March

2011

2010

ASSETS

Cash held in trust (Note 2)	\$ 1,047	\$ 1,637
Accounts receivable (Note 3)	641,588	765,349
Prepaid expenses (Note 4)	56,675	67,346
Tangible capital assets (Note 5)	406,710	442,758
Total assets	\$ 1,106,020	\$ 1,277,090

LIABILITIES

Accounts payable	\$ 73,064	\$ 78,970
Accrued payroll	125,711	64,597
Accrued paid and annual leave	1,530,103	1,428,751
Accrued overtime	281,773	406,327
Accrued severance pay (Note 6)	4,160,169	3,809,970
Trust liability (Note 2)	1,047	1,637
Total liabilities	\$ 6,171,867	\$ 5,790,252

Pensions and Group Health and Life Insurance Benefits (Note 7)

Commitments (Note 8)

See accompanying notes

Signed on behalf of the House of Assembly
 Management Commission:

 Chair of the House of Assembly
 Management Commission

 Member of the House of Assembly
 Management Commission

HOUSE OF ASSEMBLY AND ITS STATUTORY OFFICES
PROVINCE OF NEWFOUNDLAND AND LABRADOR
SCHEDULE OF EXPENDITURE AND RELATED REVENUE
For the Year Ended 31 March 2011

	<u>Actual</u>	<u>Estimates</u>	
		<u>Amended</u>	<u>Original</u>
HOUSE OF ASSEMBLY			
Administrative Support			
Salaries	\$ 1,735,083	\$ 1,741,300	\$ 1,808,000
Employee benefits	5,930	7,000	7,000
Transportation and communications	44,222	64,800	64,800
Supplies	45,333	46,200	46,200
Professional services	107,898	209,600	220,000
Purchased services	89,816	106,000	153,000
Property, furnishings and equipment	109,140	131,300	164,000
	2,137,422	2,306,200	2,463,000
Revenue - Provincial	(986)	-	-
Total: Administrative Support	2,136,436	2,306,200	2,463,000
Legislative Library and Records Management			
Salaries	691,400	699,300	699,300
Employee benefits	2,041	3,700	3,700
Transportation and communications	9,550	16,700	16,700
Supplies	44,011	61,200	61,200
Professional services	43,687	100,000	100,000
Purchased services	26,155	42,100	42,100
Property, furnishings and equipment	-	19,300	50,000
	816,844	942,300	973,000
Revenue - Provincial	(3,186)	(6,000)	(6,000)
Total: Legislative Library and Records Management	813,658	936,300	967,000
Hansard and the Broadcast Centre			
Salaries	602,038	604,100	619,100
Employee benefits	1,036	1,500	1,500
Transportation and communications	8,761	14,000	14,000
Supplies	6,696	7,000	7,000
Professional services	-	7,000	7,000
Purchased services	177,698	303,000	303,700
Property, furnishings and equipment	203,348	203,400	172,000
	999,577	1,140,000	1,124,300

HOUSE OF ASSEMBLY AND ITS STATUTORY OFFICES
PROVINCE OF NEWFOUNDLAND AND LABRADOR
SCHEDULE OF EXPENDITURE AND RELATED REVENUE
For the Year Ended 31 March 2011

	<u>Actual</u>	<u>Estimates</u>	
		<u>Amended</u>	<u>Original</u>
HOUSE OF ASSEMBLY (cont.)			
Members' Resources			
Salaries	5,892,389	5,914,100	6,106,800
Transportation and communications	1,751	20,000	20,000
Professional services	10,400	10,400	-
Purchased services	2,317	5,000	5,000
Allowances and assistance	1,480,203	2,829,000	2,829,000
	7,387,060	8,778,500	8,960,800
Revenue - Provincial	(129,313)	-	-
Total: Members' Resources	7,257,747	8,778,500	8,960,800
House Operations			
Salaries	452,318	461,600	303,600
Employee benefits	6,338	9,900	9,900
Transportation and communications	62,826	119,600	162,600
Supplies	11,742	20,500	20,500
Professional services	960	3,900	3,900
Purchased services	24,977	43,000	43,000
Property, furnishings and equipment	1,373	1,700	1,700
Grants and subsidies	15,238	15,300	15,300
Total: House Operations	575,772	675,500	560,500
Government Members Caucus			
Salaries	618,074	627,100	690,100
Employee benefits	520	2,000	2,000
Transportation and communications	20,374	34,800	34,800
Supplies	8,693	14,100	14,100
Purchased services	8,978	11,500	11,500
Property, furnishings and equipment	1,275	4,400	4,400
Grants and subsidies	51,988	52,100	52,100
Total: Government Members Caucus	709,902	746,000	809,000

HOUSE OF ASSEMBLY AND ITS STATUTORY OFFICES
PROVINCE OF NEWFOUNDLAND AND LABRADOR
SCHEDULE OF EXPENDITURE AND RELATED REVENUE
For the Year Ended 31 March 2011

	<u>Actual</u>	<u>Estimates</u>	
		<u>Amended</u>	<u>Original</u>
HOUSE OF ASSEMBLY (cont.)			
Official Opposition Caucus			
Salaries	829,790	829,900	689,700
Employee benefits	1,239	1,600	1,600
Transportation and communications	66,000	67,200	67,200
Supplies	14,864	16,600	16,600
Purchased services	16,255	16,600	16,600
Property, furnishings and equipment	1,070	3,700	3,700
Grants and subsidies	9,902	10,000	10,000
Total: Official Opposition Caucus	939,120	945,600	805,400
Third Party Caucus			
Salaries	322,155	324,300	324,300
Employee benefits	487	800	800
Transportation and communications	13,210	23,400	23,400
Supplies	5,183	7,800	7,800
Purchased services	2,110	4,000	4,000
Property, furnishings and equipment	616	1,800	1,800
Grants and subsidies	9,902	10,000	10,000
Total: Third Party Caucus	353,663	372,100	372,100
TOTAL: HOUSE OF ASSEMBLY	13,785,875	15,900,200	16,062,100
OFFICE OF THE CHIEF ELECTORAL OFFICER			
Salaries	909,375	909,800	868,100
Employee benefits	3,867	5,000	5,000
Transportation and communications	53,947	64,600	72,000
Supplies	12,623	13,100	12,000
Professional services	61,000	65,000	65,000
Purchased services	252,574	253,000	163,000
Property, furnishings and equipment	8,769	9,000	9,000
Grants and subsidies	36,298	36,300	30,000
	1,338,453	1,355,800	1,224,100
Revenue - Provincial	(1,000)	-	-
Total: Office of the Chief Electoral Officer	1,337,453	1,355,800	1,224,100

**HOUSE OF ASSEMBLY AND ITS STATUTORY OFFICES
PROVINCE OF NEWFOUNDLAND AND LABRADOR
SCHEDULE OF EXPENDITURE AND RELATED REVENUE
For the Year Ended 31 March 2011**

	<u>Actual</u>	<u>Estimates</u>	
		<u>Amended</u>	<u>Original</u>
OFFICE OF THE CITIZENS' REPRESENTATIVE			
Salaries	618,728	619,300	591,300
Employee benefits	3,235	3,300	2,000
Transportation and communications	26,620	63,500	64,200
Supplies	5,804	10,000	10,000
Professional services	46,071	50,000	50,000
Purchased services	75,043	78,900	79,500
Property, furnishings and equipment	15,937	16,400	5,000
Total: Office of the Citizens' Representative	791,438	841,400	802,000
OFFICE OF THE CHILD AND YOUTH ADVOCATE			
Salaries	923,247	931,400	948,900
Employee benefits	4,126	4,900	3,000
Transportation and communications	35,068	82,100	85,000
Supplies	10,927	11,000	10,000
Professional services	7,258	30,000	30,000
Purchased services	139,263	190,300	190,300
Property, furnishings and equipment	30,313	31,300	10,000
Total: Office of the Child and Youth Advocate	1,150,202	1,281,000	1,277,200
OFFICE OF THE INFORMATION AND PRIVACY COMMISSIONER			
Salaries	819,916	833,300	846,300
Employee benefits	17,302	18,800	18,800
Transportation and communications	47,098	73,500	83,700
Supplies	17,197	18,300	13,300
Professional services	48,629	95,000	95,000
Purchased services	105,339	106,600	101,400
Property, furnishings and equipment	6,655	9,500	9,500
	1,062,136	1,155,000	1,168,000
Revenue - Provincial	(217)	-	-
Total: Office of the Information and Privacy Commissioner	1,061,919	1,155,000	1,168,000
TOTAL: HOUSE OF ASSEMBLY AND ITS STATUTORY OFFICES	\$ 18,126,887	\$ 20,533,400	\$ 20,533,400

See accompanying notes

**HOUSE OF ASSEMBLY AND ITS STATUTORY OFFICES
PROVINCE OF NEWFOUNDLAND AND LABRADOR
SCHEDULE OF GROSS EXPENDITURE AND UNEXPENDED BALANCES
For the Year Ended 31 March 2011**

Original estimates (net)	\$ 20,533,400
<u>Add back revenue estimates net of transfers and statutory payments</u>	<u>6,000</u>
Original estimates of expenditure	20,539,400
<u>Supplementary supply</u>	<u>-</u>
<u>Total appropriation</u>	<u>20,539,400</u>
Total net expenditure	18,126,887
<u>Add revenues</u>	<u>134,702</u>
<u>Total gross expenditure</u>	<u>18,261,589</u>
<u>Unexpended balance of appropriation</u>	<u>\$ 2,277,811</u>

See accompanying notes

HOUSE OF ASSEMBLY AND ITS STATUTORY OFFICES
PROVINCE OF NEWFOUNDLAND AND LABRADOR
NOTES TO FINANCIAL INFORMATION
31 March 2011

Authority, nature of operations and basis of consolidation

The House of Assembly of Newfoundland and Labrador consists of 48 Members each of whom has been elected by the voters in the Provincial district which they represent. The House of Assembly in conjunction with the Lieutenant-Governor is known as the Legislature and its main role is to be the official law maker for all Provincial legislation. The Assembly debates draft legislation, estimates etc. and approves legislation or amendments for signature by the Lieutenant-Governor (Royal Assent).

This financial information reflects the financial operations of the House of Assembly and its Statutory Offices, as defined by the *House of Assembly Accountability, Integrity and Administration Act*. This financial information does not include the financial information of the Office of the Auditor General, which is another Statutory Office of the House of Assembly. The financial information of the Office of the Auditor General is audited by an independent firm of public accountants and presented under separate cover.

1. Summary of significant accounting policies

The Schedule of Assets and Liabilities has been prepared on the accrual basis of accounting, consistent with the basis of accounting used in the preparation of the Consolidated Revenue Fund financial statements of the Province of Newfoundland and Labrador.

The Schedule of Expenditure and Related Revenue and the Schedule of Gross Expenditure and Unexpended Balances have been prepared on the modified cash basis of accounting, consistent with the basis of accounting used in the preparation of the Report on the Program Expenditures and Revenues of the Consolidated Revenue Fund. In addition to the actual expenditure and related revenue for the year, for information purposes, the Schedule of Expenditure and Related Revenue includes the original and amended estimates for the House of Assembly and its Statutory Offices.

2. Cash held in trust

The \$1,047 (2010 - \$1,637) in cash held in trust is held by the Office of the Chief Electoral Officer. There is a corresponding liability for this amount. These monies were deposited by candidates in the 2007 Provincial General Election or during subsequent by-elections from funds provided to the candidates in support of their respective election campaigns. Excess funds that exceed the campaign limits per the *Elections Act, 1991* are held in trust until the next Provincial general election.

Candidates' nomination fees of \$200 per candidate are held until candidates file papers to have these fees reimbursed.

HOUSE OF ASSEMBLY AND ITS STATUTORY OFFICES
PROVINCE OF NEWFOUNDLAND AND LABRADOR
NOTES TO FINANCIAL INFORMATION
31 March 2011

3. Accounts receivable

	<u>2011</u>	<u>2010</u>
Due from Judgment Enforcements		
- former Members of the House of Assembly	\$ 608,392	\$ 668,479
Other amounts due from Judgment Enforcements	2,443,973	147,991
Double billings - former Members of the House of Assembly	7,661	76,708
Miscellaneous amounts	25,535	20,162
	<u>3,085,561</u>	<u>913,340</u>
Less: allowance for doubtful accounts	2,443,973	147,991
Total accounts receivable	\$ 641,588	\$ 765,349

The accounts receivable and the related allowance for doubtful accounts for amounts due from Judgment Enforcements - former Members of the House of Assembly and Other amounts due from Judgment Enforcements were provided by the Office of the Comptroller General.

4. Prepaid expenses

	<u>2011</u>	<u>2010</u>
Prepaid expenses consists of:		
Memberships and subscriptions	\$ 44,838	\$ 44,892
Office space and equipment lease	-	5,005
Training and development	6,267	9,853
Travel and other	5,570	7,596
Total prepaid expenses	\$ 56,675	\$ 67,346

5. Tangible capital assets

	<u>2011</u>			<u>2010</u>
	<u>Original Cost</u>	<u>Accumulated Amortization</u>	<u>Net Book Value</u>	<u>Net Book Value</u>
Furniture and equipment	\$ 671,025	\$ 264,315	\$ 406,710	\$ 442,758

These assets are amortized over a 10 year period.

HOUSE OF ASSEMBLY AND ITS STATUTORY OFFICES
PROVINCE OF NEWFOUNDLAND AND LABRADOR
NOTES TO FINANCIAL INFORMATION
31 March 2011

6. Accrued severance pay

The liability for severance pay in the amount of \$4,160,169 (2010 - \$3,809,970) is reported on the accrual basis of accounting on the Schedule of Assets and Liabilities and is calculated based on years of service and current salary levels.

Members of the House of Assembly are eligible for severance pay when they cease to be Members. Severance pay for Members is based on one month's basic indemnity for each year of service and is prorated for part of the year's service. Minimum severance for Members is three months pay, while maximum is twelve months pay.

Severance pay for political support staff is based on the nature of the termination of employment. Entitlement to severance pay vests with one year or more of uninterrupted service, and accordingly, no provision has been made in this financial information for severance pay for political support staff with less than one year of uninterrupted service. Political support staff who have their employment terminated, are entitled to severance pay equal to one month's salary for each year of service. Minimum severance is three months pay, while maximum is twelve months pay. Political support staff who voluntarily resign their positions are entitled to one week's pay for each year of service up to a maximum of twenty weeks.

Severance pay vests with other employees after nine years of uninterrupted service, and accordingly, no provision has been made in this financial information for employees who have less than nine years of uninterrupted service with the Province. Severance pay, at the rate of one week's pay for each year of service up to a maximum of twenty weeks pay, is payable when the employee ceases employment with the Province.

7. Pensions and Group Health and Life Insurance Benefits

Members participate in the Members of the House of Assembly Pension Plan (MHA Pension Plan), as defined by the *Members of the House of Assembly Retiring Allowances Act*. Members who were contributing to another private or employer related pension plan may opt out of the MHA Pension Plan for their first General Assembly provided the decision is made prior to the first payment of salary. The Members are required to participate in the MHA Pension Plan upon subsequent re-election.

The staff of the House of Assembly and Statutory Offices participate in the Public Service Pension Plan (PSPP), as defined by the *Public Service Pension Act, 1991*, or the Government Money Purchase Pension Plan (GMPP).

Amounts are paid out of the Consolidated Revenue Fund (CRF) to match the pension contributions of Members and staff who participate in the PSPP or the MHA Pension Plan. Amounts are also paid out of the CRF to generally match the pension contributions of staff who participate in the GMPP. These amounts are costs of the Province of Newfoundland and Labrador, and are not reflected in this financial information.

HOUSE OF ASSEMBLY AND ITS STATUTORY OFFICES
PROVINCE OF NEWFOUNDLAND AND LABRADOR
NOTES TO FINANCIAL INFORMATION
31 March 2011

7. Pensions and Group Health and Life Insurance Benefits (cont.)

Under the *Pensions Funding Act*, the Province is responsible for liabilities for the cost of future pensions in excess of the contributions made by employees, other plan participants and employers. Any unfunded pension liabilities relating to the Members or staff of the House of Assembly and Statutory Offices are liabilities of the Province and are not reflected in this financial information.

All retired employees and Members of the Legislature who participate in the MHA Pension Plan or the PSPP are eligible to participate in the Province's Group Health and Life Insurance Program. Amounts are paid out of the CRF to match the amounts deducted from those who participate in this program. These amounts are costs of the Province of Newfoundland and Labrador and are not reflected in this financial information.

The Province is responsible for any liability relating to the group health and life insurance program. Any unfunded liabilities relating to the Members or staff of the House of Assembly and Statutory Offices are liabilities of the Province and are not reflected in this financial information.

Details regarding the MHA Pension Plan, the PSPP, the GMPP and the Group, Health and Life Insurance Program are outlined in the Public Accounts of the Province of Newfoundland and Labrador, Volumes I and II.

8. Commitments

The House of Assembly and its Statutory Offices have outstanding commitments totalling \$2,076,156 relating to the lease of office accommodations. The schedule of payments related to these leases for the next five years is as follows:

2012	\$ 492,675
2013	416,159
2014	380,377
2015	281,364
2016	225,506

9. Accounting changes

In the prior year, HST payable on accounts receivable and HST receivable on accounts payable were not reflected in the financial information. It has been determined that it is more appropriate to include these HST balances in accounts receivable and accounts payable on the Schedule of Assets and Liabilities. As a result, the prior year's accounts receivable balance has increased by \$599 and the accounts payable balance has increased by \$72,366.

**HOUSE OF ASSEMBLY AND ITS STATUTORY OFFICES
PROVINCE OF NEWFOUNDLAND AND LABRADOR
NOTES TO FINANCIAL INFORMATION
31 March 2011**

10. Income taxes

The House of Assembly and its Statutory Offices are not subject to Provincial or Federal income taxes.

11. Comparatives

Certain of the 31 March 2010 figures have been restated to be consistent with the 31 March 2011 presentation.

**HOUSE OF ASSEMBLY
AND ITS STATUTORY OFFICES
MANAGEMENT CERTIFICATION**


31 MARCH 2011

MANAGEMENT CERTIFICATION – HOUSE OF ASSEMBLY – MARCH 31, 2011

As per Section 28(3)(l) of the *House of Assembly Accountability, Integrity and Administration Act*...

I, **William MacKenzie**, Clerk of the House of Assembly for the Provincial Government of Newfoundland and Labrador, certify that:

1. I have reviewed the financial information of The House of Assembly and Statutory Offices, as defined in the *House of Assembly Accountability, Integrity and Administration Act*, for the period ending March 31, 2011;
2. Based on my knowledge, the financial information does not contain any untrue statement of a material fact or omit to state a material fact required to be stated or that is necessary to make a statement not misleading in light of the circumstances under which it was made, with respect to the period covered by the financial information;
3. Based on my knowledge, the annual financial information presents in all material respects the results of transactions at The House of Assembly and Statutory Offices as defined in the *House of Assembly Accountability, Integrity and Administration Act*, as of the date and for the periods presented;
4. I am responsible for establishing and maintaining disclosure controls and procedures and internal control over financial reporting for The House of Assembly and Statutory Offices as defined in the *House of Assembly Accountability, Integrity and Administration Act*, and I have:
 - (a) designed such disclosure controls and procedures, or caused them to be designed under my supervision, to provide reasonable assurance that material information relating to the House of Assembly and Statutory Offices, as defined in the *House of Assembly Accountability, Integrity and Administration Act*, is made known to me by others, particularly during the period in which the financial information is being prepared;
 - (b) designed such internal control over financial reporting, or caused it to be designed under my supervision, to provide reasonable assurance regarding the reliability of financial reporting and the preparation of financial information in accordance with the required policies;
 - (c) evaluated the effectiveness of the disclosure controls and procedures as of March 31, 2011 and am satisfied with the effectiveness based on such evaluation; and
 - (d) evaluated the effectiveness of the internal control over financial reporting as of March 31, 2011 and am satisfied with the effectiveness based on such evaluation.



Clerk of the House of Assembly

2011.06.06.
Date

**House of Assembly Management Commission
Briefing Note**

Title: **Financial Reports - April 1, 2011 to June 30, 2011**

Issue: **Review of:**

- 1. Financial Performance of the Legislature; and**
- 2. Approved Allocations and Actual Expenditures of Members of the House of Assembly.**

Background:

- Paragraph 20(5)(a) of the *House of Assembly Accountability, Integrity and Administration Act* (the Act) states that the House of Assembly Management Commission shall “regularly, and at least quarterly, review the financial performance of the House of Assembly as well as the actual expenditures of members compared with approved allocations.”
- The details of the financial performance of the Legislature (excluding the Office of the Auditor General) are included in the attached Statement of Revenue and Expenditure for the three-month period ended June 30, 2011. The reports show the actual expenditures and revenues for the fiscal year. No savings or overruns over budgeted amounts were identified at June 30, 2011.
- The details of the financial performance of the Office of the Auditor General are shown on a separate Statement of Revenue and Expenditure for the three-month period ended June 30, 2011. The reports show the actual expenditures and revenues for the fiscal year. All known savings or overruns over budgeted amounts are identified in the report and explanations are provided for any significant amounts.
- The actual expenditures compared with the approved allocations for each Member are included in the Members’ Expenditures Summarized by Category reports for the period April 1, 2011 to June 30, 2011. The Reports include the expenditures for June in the column entitled “Expenditures Processed 01-Jun-11 to 30-Jun-11 (Net of HST)” and the expenditures for the first quarter of the year in the column entitled “Expenditures Year to Date 01-Apr-11 to 30-Jun-11 (Net of HST)”.

Analysis:

Legal Consultation:
Not applicable

Internal Consultation(s):

Not applicable

External Consultation(s):

Not applicable

Comparison to Government Policy:

Not applicable

Financial Impact:

Not applicable

Legislative Impact:

Not applicable

Options:

Not applicable

Status:

Not applicable

Action Required:

- For review purposes

Prepared by: Wanda Lee Mercer

Approved by: William MacKenzie

Approved by:

Date: December 5, 2011

Attachments:

1. Statement of Revenue and Expenditure – Legislature (excluding the Office of the Auditor General)
2. Statement of Revenue and Expenditure – Office of the Auditor General
3. Member Accountability and Disclosure Reports



LEGISLATURE (excluding The Office of the Auditor General)
STATEMENT OF REVENUE AND EXPENDITURE
For the Period 1 April 2011 to 30 June 2011
Unaudited

	Original Estimates	Operating Budget	Expenditures Plus Encumbrances & Revenues	Projected Total Expenditures & Revenue	Projected Savings (Over- runs) from Original Budget	Projected Savings (Over-runs) from Operating Budget
1.1.01. ADMINISTRATIVE SUPPORT						
01. Salaries	1,921,400	1,921,400	416,549	1,921,400	-	-
02. Employee Benefits	7,000	7,000	562	7,000	-	-
03. Transportation and Communications	69,800	69,800	30,760	69,800	-	-
04. Supplies	46,200	46,200	11,158	46,200	-	-
05. Professional Services	220,000	220,000	58,244	220,000	-	-
06. Purchased Services	112,000	112,000	11,945	112,000	-	-
07. Property, Furnishings and Equipment	180,000	180,000	9,815	180,000	-	-
	<u>2,556,400</u>	<u>2,556,400</u>	<u>539,032</u>	<u>2,556,400</u>	-	-
02. Revenue - Provincial	-	-	(5)	(5)	5	5
Total: Administrative Support	<u>2,556,400</u>	<u>2,556,400</u>	<u>539,027</u>	<u>2,556,395</u>	<u>5</u>	<u>5</u>



LEGISLATURE (excluding The Office of the Auditor General)
STATEMENT OF REVENUE AND EXPENDITURE
For the Period 1 April 2011 to 30 June 2011
Unaudited

	Original Estimates	Operating Budget	Expenditures Plus Encumbrances & Revenues	Projected Total Expenditures & Revenue	Projected Savings (Over- runs) from Original Budget	Projected Savings (Over-runs) from Operating Budget
1.1.02. LEGISLATIVE LIBRARY AND RECORDS MANAGEMENT						
01. Salaries	731,000	731,000	176,795	731,000	-	-
02. Employee Benefits	3,700	3,700	2,820	3,700	-	-
03. Transportation and Communications	16,700	16,700	2,968	16,700	-	-
04. Supplies	59,400	59,400	5,706	59,400	-	-
05. Professional Services	7,200	7,200	-	7,200	-	-
06. Purchased Services	17,900	17,900	541	17,900	-	-
07. Property, Furnishings and Equipment	-	-	-	-	-	-
Total: Legislative Library and Records Management	835,900	835,900	188,830	835,900	-	-



LEGISLATURE (excluding The Office of the Auditor General)
STATEMENT OF REVENUE AND EXPENDITURE
For the Period 1 April 2011 to 30 June 2011
Unaudited

	Original Estimates	Operating Budget	Expenditures Plus Encumbrances & Revenues	Projected Total Expenditures & Revenue	Projected Savings (Over- runs) from Original Budget	Projected Savings (Over-runs) from Operating Budget
1.1.03. HANSARD AND THE BROADCAST CENTRE						
01. Salaries	654,100	654,100	150,740	654,100	-	-
02. Employee Benefits	1,500	1,500	750	1,500	-	-
03. Transportation and Communications	14,000	14,000	624	14,000	-	-
04. Supplies	9,000	9,000	1,181	9,000	-	-
05. Professional Services	25,000	25,000	-	25,000	-	-
06. Purchased Services	301,700	301,700	127,973	301,700	-	-
07. Property, Furnishings and Equipment	25,000	25,000	438	25,000	-	-
Total: Hansard and the Broadcast Centre	1,030,300	1,030,300	281,705	1,030,300	-	-



LEGISLATURE (excluding The Office of the Auditor General)
STATEMENT OF REVENUE AND EXPENDITURE
For the Period 1 April 2011 to 30 June 2011
Unaudited

	Original Estimates	Operating Budget	Expenditures Plus Encumbrances & Revenues	Projected Total Expenditures & Revenue	Projected Savings (Over- runs) from Original Budget	Projected Savings (Over-runs) from Operating Budget
1.1.04. MEMBERS' RESOURCES						
01. Salaries	6,174,400	6,174,400	1,359,705	6,174,400	-	-
03. Transportation and Communications	5,000	5,000	-	5,000	-	-
06. Purchased Services	10,000	10,000	2,343	10,000	-	-
09. Allowances and Assistance	2,829,000	2,829,000	563,990	2,829,000	-	-
	9,018,400	9,018,400	1,926,038	9,018,400	-	-
02. Revenue - Provincial	-	-	(32,957)	(32,957)	32,957	32,957
Total: Members' Resources	9,018,400	9,018,400	1,893,081	8,985,443	-	32,957



LEGISLATURE (excluding The Office of the Auditor General)
STATEMENT OF REVENUE AND EXPENDITURE
For the Period 1 April 2011 to 30 June 2011
Unaudited

	Original Estimates	Operating Budget	Expenditures Plus Encumbrances & Revenues	Projected Total Expenditures & Revenue	Projected Savings (Over- runs) from Original Budget	Projected Savings (Over-runs) from Operating Budget
1.1.05. HOUSE OPERATIONS						
01. Salaries	311,700	311,700	60,867	311,700	-	-
02. Employee Benefits	9,900	9,900	-	9,900	-	-
03. Transportation and Communications	145,600	145,600	98	145,600	-	-
04. Supplies	20,500	20,500	5,314	20,500	-	-
05. Professional Services	3,900	3,900	240	3,900	-	-
06. Purchased Services	47,000	47,000	905	47,000	-	-
07. Property, Furnishings and Equipment	1,700	1,700	-	1,700	-	-
10. Grants and Subsidies	13,300	13,300	317	13,300	-	-
Total: House Operations	553,600	553,600	67,741	553,600	-	-



LEGISLATURE (excluding The Office of the Auditor General)
STATEMENT OF REVENUE AND EXPENDITURE
For the Period 1 April 2011 to 30 June 2011
Unaudited

	Original Estimates	Operating Budget	Expenditures Plus Encumbrances & Revenues	Projected Total Expenditures & Revenue	Projected Savings (Over- runs) from Original Budget	Projected Savings (Over-runs) from Operating Budget
1.1.06. GOVERNMENT MEMBERS CAUCUS						
01. Salaries	718,300	718,300	147,290	718,300	-	-
02. Employee Benefits	2,000	2,000	497	2,000	-	-
03. Transportation and Communications	33,600	33,600	10,395	33,600	-	-
04. Supplies	14,100	14,100	2,554	14,100	-	-
06. Purchased Services	11,500	11,500	4,423	11,500	-	-
07. Property, Furnishings and Equipment	4,400	4,400	220	4,400	-	-
10. Grants and Subsidies	53,300	53,300	13,303	53,300	-	-
Total: Government Members Caucus	837,200	837,200	178,681	837,200	-	-



LEGISLATURE (excluding The Office of the Auditor General)
STATEMENT OF REVENUE AND EXPENDITURE
For the Period 1 April 2011 to 30 June 2011
Unaudited

	Original Estimates	Operating Budget	Expenditures Plus Encumbrances & Revenues	Projected Total Expenditures & Revenue	Projected Savings (Over- runs) from Original Budget	Projected Savings (Over-runs) from Operating Budget
1.1.07. OFFICIAL OPPOSITION CAUCUS						
01. Salaries	718,300	718,300	174,665	718,300	-	-
02. Employee Benefits	1,600	1,600	201	1,600	-	-
03. Transportation and Communications	67,000	67,000	13,355	67,000	-	-
04. Supplies	16,600	16,600	5,109	16,600	-	-
06. Purchased Services	16,600	16,600	3,445	16,600	-	-
07. Property, Furnishings and Equipment	3,700	3,700	180	3,700	-	-
10. Grants and Subsidies	10,200	10,200	2,534	10,200	-	-
Total: Official Opposition Caucus	834,000	834,000	199,489	834,000	-	-



LEGISLATURE (excluding The Office of the Auditor General)
STATEMENT OF REVENUE AND EXPENDITURE
For the Period 1 April 2011 to 30 June 2011
Unaudited

	Original Estimates	Operating Budget	Expenditures Plus Encumbrances & Revenues	Projected Total Expenditures & Revenue	Projected Savings (Over- runs) from Original Budget	Projected Savings (Over-runs) from Operating Budget
1.1.08. THIRD PARTY CAUCUS						
01. Salaries	349,500	349,500	77,070	349,500	-	-
02. Employee Benefits	800	800	-	800	-	-
03. Transportation and Communications	22,200	22,200	5,591	22,200	-	-
04. Supplies	7,800	7,800	91	7,800	-	-
06. Purchased Services	5,000	5,000	1,125	5,000	-	-
07. Property, Furnishings and Equipment	1,800	1,800	-	1,800	-	-
10. Grants and Subsidies	10,200	10,200	2,534	10,200	-	-
Total: Third Party Caucus	397,300	397,300	86,410	397,300	-	-
<hr/>						
TOTAL HOUSE OF ASSEMBLY	16,063,100	16,063,100	3,434,963	16,030,138	32,962	32,962



LEGISLATURE (excluding The Office of the Auditor General)
STATEMENT OF REVENUE AND EXPENDITURE
For the Period 1 April 2011 to 30 June 2011
Unaudited

	Original Estimates	Operating Budget	Expenditures Plus Encumbrances & Revenues	Projected Total Expenditures & Revenue	Projected Savings (Over- runs) from Original Budget	Projected Savings (Over-runs) from Operating Budget
3.1.01. OFFICE OF THE CHIEF ELECTORAL OFFICER						
01. Salaries	3,319,500	3,319,500	244,808	3,319,500	-	-
02. Employee Benefits	5,000	5,000	1,172	5,000	-	-
03. Transportation and Communications	720,200	720,200	35,639	720,200	-	-
04. Supplies	69,600	69,600	35,727	69,600	-	-
05. Professional Services	65,000	65,000	15,000	65,000	-	-
06. Purchased Services	992,800	992,800	143,936	992,800	-	-
07. Property, Furnishings and Equipment	69,500	69,500	36,625	69,500	-	-
10. Grants and Subsidies	450,000	450,000	-	450,000	-	-
	5,691,600	5,691,600	512,907	5,691,600	-	-
02. Revenue - Provincial	-	-	-	-	-	-
Total: Office of the Chief Electoral Officer	5,691,600	5,691,600	512,907	5,691,600	-	-



LEGISLATURE (excluding The Office of the Auditor General)
STATEMENT OF REVENUE AND EXPENDITURE
For the Period 1 April 2011 to 30 June 2011
Unaudited

	Original Estimates	Operating Budget	Expenditures Plus Encumbrances & Revenues	Projected Total Expenditures & Revenue	Projected Savings (Over- runs) from Original Budget	Projected Savings (Over-runs) from Operating Budget
4.1.01. OFFICE OF THE CITIZENS' REPRESENTATIVE						
01. Salaries	617,800	617,800	153,911	617,800	-	-
02. Employee Benefits	4,000	4,000	738	4,000	-	-
03. Transportation and Communications	64,200	64,200	8,649	64,200	-	-
04. Supplies	10,000	10,000	2,175	10,000	-	-
05. Professional Services	50,000	50,000	-	50,000	-	-
06. Purchased Services	92,500	92,500	50,703	92,500	-	-
07. Property, Furnishings and Equipment	5,000	5,000	-	5,000	-	-
Total: Office of the Citizens' Representative	843,500	843,500	216,176	843,500	-	-



LEGISLATURE (excluding The Office of the Auditor General)
STATEMENT OF REVENUE AND EXPENDITURE
For the Period 1 April 2011 to 30 June 2011
Unaudited

	Original Estimates	Operating Budget	Expenditures Plus Encumbrances & Revenues	Projected Total Expenditures & Revenue	Projected Savings (Over- runs) from Original Budget	Projected Savings (Over-runs) from Operating Budget
5.1.01. OFFICE OF THE CHILD AND YOUTH ADVOCATE						
01. Salaries	993,900	993,900	200,689	993,900	-	-
02. Employee Benefits	5,000	5,000	390	5,000	-	-
03. Transportation and Communications	85,000	85,000	9,678	85,000	-	-
04. Supplies	10,000	10,000	2,682	10,000	-	-
05. Professional Services	30,000	30,000	-	30,000	-	-
06. Purchased Services	203,300	203,300	125,291	203,300	-	-
07. Property, Furnishings and Equipment	5,000	5,000	2,401	5,000	-	-
Total: Office of the Child and Youth Advocate	1,332,200	1,332,200	341,131	1,332,200	-	-



LEGISLATURE (excluding The Office of the Auditor General)
STATEMENT OF REVENUE AND EXPENDITURE
For the Period 1 April 2011 to 30 June 2011
Unaudited

	Original Estimates	Operating Budget	Expenditures Plus Encumbrances & Revenues	Projected Total Expenditures & Revenue	Projected Savings (Over- runs) from Original Budget	Projected Savings (Over-runs) from Operating Budget
6.1.01. OFFICE OF THE INFORMATION AND PRIVACY COMMISSIONER						
01. Salaries	887,200	887,200	226,653	887,200	-	-
02. Employee Benefits	18,800	18,800	-	18,800	-	-
03. Transportation and Communications	79,700	79,700	6,979	79,700	-	-
04. Supplies	16,300	16,300	3,794	16,300	-	-
05. Professional Services	95,000	95,000	-	95,000	-	-
06. Purchased Services	102,400	102,400	78,163	102,400	-	-
07. Property, Furnishings and Equipment	5,000	5,000	-	5,000	-	-
Total: Office of the Information and Commissioner	1,204,400	1,204,400	315,589	1,204,400	-	-
TOTAL LEGISLATURE (Excluding the Office of Auditor General)	25,134,800	25,134,800	4,820,766	25,101,838	32,962	32,962

—

—

—

—

—
—

—

—
—

—
—

—
—

—
—

—
—

—
—
—

—

—

—

—

—

—

—



OFFICE OF THE AUDITOR GENERAL
STATEMENT OF REVENUE AND EXPENDITURE
 For the Period 1 April 2011 to 30 June 2011
 Unaudited

	Original Estimates	Operating Budget	Actual Expenditures and Revenue	Projected Total Expenditures and Revenue	Projected Savings (Over- runs) from Original Budget	Projected Savings (Over- runs) from Operating Budget
2.1.01. EXECUTIVE SUPPORT						
01. Salaries	228,000	228,000	51,071	228,000	-	-
01. Salaries (Statutory)	159,200	159,200	35,671	460,500	(301,300) ¹	(301,300)
02. Employee Benefits	5,000	5,000	1,215	5,000	-	-
03. Transportation and Communications	27,000	27,000	1,185	27,000	-	-
05. Professional Services	10,000	10,000	-	10,000	-	-
06. Purchased Services	1,000	1,000	-	1,000	-	-
Total: Executive Support	430,200	430,200	89,142	731,500	(301,300)	(301,300)

¹ Salaries (Statutory): projected overrun due to retirement payout.



OFFICE OF THE AUDITOR GENERAL
STATEMENT OF REVENUE AND EXPENDITURE
For the Period 1 April 2011 to 30 June 2011
Unaudited

	Original Estimates	Operating Budget	Actual Expenditures and Revenue	Projected Total Expenditures and Revenue	Projected Savings (Over- runs) from Original Budget	Projected Savings (Over- runs) from Operating Budget
2.1.02. ADMINISTRATIVE SUPPORT						
01. Salaries	193,600	193,600	44,034	193,600	-	-
02. Employee Benefits	8,500	8,500	4,203	8,500	-	-
03. Transportation and Communications	41,600	41,600	26,251	41,600	-	-
04. Supplies	113,600	113,600	32,265	113,600	-	-
05. Professional Services	10,000	10,000	390	10,000	-	-
06. Purchased Services	204,700	204,700	171,627	204,700	-	-
07. Property, Furnishings and Equipment	52,800	52,800	9,865	52,800	-	-
Total: Administrative Support	624,800	624,800	288,635	624,800	-	-



OFFICE OF THE AUDITOR GENERAL
STATEMENT OF REVENUE AND EXPENDITURE
For the Period 1 April 2011 to 30 June 2011
Unaudited

	Original Estimates	Operating Budget	Actual Expenditures and Revenue	Projected Total Expenditures and Revenue	Projected Savings (Over- runs) from Original Budget	Projected Savings (Over- runs) from Operating Budget
2.1.03. AUDIT OPERATIONS						
01. Salaries	2,624,400	2,579,400	635,504	2,600,000	24,400 ¹	(20,600)
02. Employee Benefits	63,500	63,500	40,769	63,500	-	-
03. Transportation and Communications	72,500	72,500	17,267	72,500	-	-
05. Professional Services	10,000	55,000	-	50,000	(40,000) ²	5,000
	2,770,400	2,770,400	693,540	2,786,000	(15,600)	(15,600)
02. Revenue - Provincial	(222,700)	(222,700)	(27,650)	(222,700)	-	-
Total: Audit Operations	2,547,700	2,547,700	665,890	2,563,300	(15,600)	(15,600)
¹ Salaries: projected retirement payouts.						
² Professional Services: projected overrun due to hiring of contractual auditors from auditing firm.						
Total: OFFICE OF THE AUDITOR GENERAL	3,602,700	3,602,700	1,043,667	3,919,600	(316,900)	(316,900)



House of Assembly
Newfoundland and Labrador
Member Accountability and Disclosure Report
Expenditures Summarized by Category
01-Jun-11 to 30-Jun-11

BAKER, JIM, MHA

Allowance Category	Expenditure Limit for Fiscal Year 2011/12 (Net of HST)	Expenditures Processed 01-Jun-11 to 30-Jun-11 (Net of HST)	Expenditures Year to Date 01-Apr-11 to 30-Jun-11 (Net of HST)	Funds Available (Net of HST)	Percent Expended to Date
Office Allowances					
Office Accommodations	6,195.00	0.00	0.00	6,195.00	0.0%
Rental of Short-term Accommodations	352.00	0.00	0.00	352.00	0.0%
Office Start-up Costs	--	0.00	0.00	--	--
Office Operations	7,035.00	60.00	150.00	6,885.00	2.1%
Total Office Allowances		60.00	150.00		
Operational Resources					
Operational Resources	--	245.43	502.95	--	--
Total Operational Resources		245.43	502.95		
Travel & Living Allowances					
House in Session	--	1,832.41	10,952.82	--	--
House Not in Session	--	0.00	0.00	--	--
Intra & Extra-Constituency Travel	4,503.00	0.00	0.00	4,503.00	0.0%
Total Travel & Living Allowances		1,832.41	10,952.82		
Constituency Allowance					
Constituency Allowance	1,407.00	0.00	0.00	1,407.00	0.0%
Total Constituency Allowance		0.00	0.00		
Total Expenditures		2,137.84	11,605.77		

---- End of Report ----



House of Assembly
Newfoundland and Labrador
Member Accountability and Disclosure Report
Expenditures Summarized by Category
01-Jun-11 to 30-Jun-11

BRAZIL, DAVID, MHA

Allowance Category	Expenditure Limit for Fiscal Year 2011/12 (Net of HST)	Expenditures Processed 01-Jun-11 to 30-Jun-11 (Net of HST)	Expenditures Year to Date 01-Apr-11 to 30-Jun-11 (Net of HST)	Funds Available (Net of HST)	Percent Expended to Date
Office Allowances					
Office Accommodations	6,195.00	0.00	0.00	6,195.00	0.0%
Rental of Short-term Accommodations	352.00	175.00	175.00	177.00	49.7%
Office Start-up Costs	259.00	9.80	25.63	233.37	9.9%
Office Operations	7,035.00	275.00	491.18	6,543.82	7.0%
Total Office Allowances		459.80	691.81		
Operational Resources					
Operational Resources	--	183.40	344.68	--	--
Total Operational Resources		183.40	344.68		
Travel & Living Allowances					
House in Session	--	0.00	0.00	--	--
House Not in Session	--	0.00	0.00	--	--
Intra & Extra-Constituency Travel	4,503.00	510.43	510.43	3,992.57	11.3%
Total Travel & Living Allowances		510.43	510.43		
Constituency Allowance					
Constituency Allowance	1,407.00	242.14	242.14	1,164.86	17.2%
Total Constituency Allowance		242.14	242.14		
Total Expenditures		1,395.77	1,789.06		

---- End of Report ----



House of Assembly
Newfoundland and Labrador
Member Accountability and Disclosure Report
Expenditures Summarized by Category
01-Jun-11 to 30-Jun-11

BUCKINGHAM, Ed

Allowance Category	Expenditure Limit for Fiscal Year 2011/12 (Net of HST)	Expenditures Processed 01-Jun-11 to 30-Jun-11 (Net of HST)	Expenditures Year to Date 01-Apr-11 to 30-Jun-11 (Net of HST)	Funds Available (Net of HST)	Percent Expended to Date
Office Allowances					
Office Accommodations	6,195.00	0.00	0.00	6,195.00	0.0%
Rental of Short-term Accommodations	352.00	0.00	0.00	352.00	0.0%
Office Start-up Costs	565.00	0.00	0.00	565.00	0.0%
Office Operations	7,035.00	254.80	1,019.20	6,015.80	14.5%
Total Office Allowances		254.80	1,019.20		
Operational Resources					
Operational Resources	--	170.70	336.20	--	--
Total Operational Resources		170.70	336.20		
Travel & Living Allowances					
House in Session	--	0.00	0.00	--	--
House Not in Session	--	0.00	0.00	--	--
Intra & Extra-Constituency Travel	3,518.00	0.00	0.00	3,518.00	0.0%
Total Travel & Living Allowances		0.00	0.00		
Constituency Allowance					
Constituency Allowance	1,407.00	167.02	167.02	1,239.98	11.9%
Total Constituency Allowance		167.02	167.02		
Total Expenditures		592.52	1,522.42		

---- End of Report ----



House of Assembly
Newfoundland and Labrador
Member Accountability and Disclosure Report
Expenditures Summarized by Category
01-Jun-11 to 30-Jun-11

BURKE, JOAN, MHA

Allowance Category	Expenditure Limit for Fiscal Year 2011/12 (Net of HST)	Expenditures Processed 01-Jun-11 to 30-Jun-11 (Net of HST)	Expenditures Year to Date 01-Apr-11 to 30-Jun-11 (Net of HST)	Funds Available (Net of HST)	Percent Expended to Date
Office Allowances					
Office Accommodations	6,195.00	0.00	0.00	6,195.00	0.0%
Rental of Short-term Accommodations	352.00	0.00	0.00	352.00	0.0%
Office Start-up Costs	--	0.00	0.00	--	--
Office Operations	7,035.00	352.31	579.53	6,455.47	8.2%
Total Office Allowances		352.31	579.53		
Operational Resources					
Operational Resources	--	381.76	649.26	--	--
Total Operational Resources		381.76	649.26		
Travel & Living Allowances					
House in Session	--	0.00	3,386.54	--	--
House Not in Session	--	0.00	0.00	--	--
Intra & Extra-Constituency Travel	4,503.00	1,021.96	1,021.96	3,481.04	22.7%
Total Travel & Living Allowances		1,021.96	4,408.50		
Constituency Allowance					
Constituency Allowance	1,407.00	0.00	0.00	1,407.00	0.0%
Total Constituency Allowance		0.00	0.00		
Total Expenditures		1,756.03	5,637.29		

---- End of Report ----



House of Assembly
Newfoundland and Labrador
Member Accountability and Disclosure Report
Expenditures Summarized by Category
01-Jun-11 to 30-Jun-11

BUTLER, ROLAND, MHA

Allowance Category	Expenditure Limit for Fiscal Year 2011/12 (Net of HST)	Expenditures Processed 01-Jun-11 to 30-Jun-11 (Net of HST)	Expenditures Year to Date 01-Apr-11 to 30-Jun-11 (Net of HST)	Funds Available (Net of HST)	Percent Expended to Date
Office Allowances					
Office Accommodations	10,285.00	0.00	2,571.24	7,713.76	25.0%
Rental of Short-term Accommodations	352.00	0.00	0.00	352.00	0.0%
Office Start-up Costs	--	0.00	0.00	--	--
Office Operations	7,035.00	17.96	17.96	7,017.04	0.3%
Total Office Allowances		17.96	2,589.20		
Operational Resources					
Operational Resources	--	179.01	509.12	--	--
Total Operational Resources		179.01	509.12		
Travel & Living Allowances					
House in Session	--	910.82	5,143.53	--	--
House Not in Session	--	0.00	324.00	--	--
Intra & Extra-Constituency Travel	4,503.00	0.00	67.94	4,435.06	1.5%
Total Travel & Living Allowances		910.82	5,535.47		
Constituency Allowance					
Constituency Allowance	1,407.00	0.00	93.12	1,313.88	6.6%
Total Constituency Allowance		0.00	93.12		
Total Expenditures		1,107.79	8,726.91		

---- End of Report ----



House of Assembly
Newfoundland and Labrador
Member Accountability and Disclosure Report
Expenditures Summarized by Category
01-Jun-11 to 30-Jun-11

COLLINS, FELIX, MHA

Allowance Category	Expenditure Limit for Fiscal Year 2011/12 (Net of HST)	Expenditures Processed 01-Jun-11 to 30-Jun-11 (Net of HST)	Expenditures Year to Date 01-Apr-11 to 30-Jun-11 (Net of HST)	Funds Available (Net of HST)	Percent Expended to Date
Office Allowances					
Office Accommodations	6,195.00	0.00	0.00	6,195.00	0.0%
Rental of Short-term Accommodations	352.00	0.00	0.00	352.00	0.0%
Office Start-up Costs	--	0.00	0.00	--	--
Office Operations	7,035.00	374.60	757.09	6,277.91	10.8%
Total Office Allowances		374.60	757.09		
Operational Resources					
Operational Resources	--	95.72	141.51	--	--
Total Operational Resources		95.72	141.51		
Travel & Living Allowances					
House in Session	--	129.45	129.45	--	--
House Not in Session	--	102.67	102.67	--	--
Intra & Extra-Constituency Travel	6,754.00	0.00	0.00	6,754.00	0.0%
Total Travel & Living Allowances		232.12	232.12		
Constituency Allowance					
Constituency Allowance	1,407.00	0.00	172.89	1,234.11	12.3%
Total Constituency Allowance		0.00	172.89		
Total Expenditures		702.44	1,303.61		

---- End of Report ----



House of Assembly
Newfoundland and Labrador
Member Accountability and Disclosure Report
Expenditures Summarized by Category
01-Jun-11 to 30-Jun-11

COLLINS, SANDY, MHA

Allowance Category	Expenditure Limit for Fiscal Year 2011/12 (Net of HST)	Expenditures Processed 01-Jun-11 to 30-Jun-11 (Net of HST)	Expenditures Year to Date 01-Apr-11 to 30-Jun-11 (Net of HST)	Funds Available (Net of HST)	Percent Expended to Date
Office Allowances					
Office Accommodations	6,195.00	0.00	1,500.00	4,695.00	24.2%
Rental of Short-term Accommodations	352.00	0.00	0.00	352.00	0.0%
Office Start-up Costs	326.00	0.00	0.00	326.00	0.0%
Office Operations	7,035.00	0.00	0.00	7,035.00	0.0%
Total Office Allowances		0.00	1,500.00		
Operational Resources					
Operational Resources	--	426.43	914.21	--	--
Total Operational Resources		426.43	914.21		
Travel & Living Allowances					
House in Session	--	3,882.93	3,882.93	--	--
House Not in Session	--	0.00	0.00	--	--
Intra & Extra-Constituency Travel	6,003.00	1,760.45	1,760.45	4,242.55	29.3%
Total Travel & Living Allowances		5,643.38	5,643.38		
Constituency Allowance					
Constituency Allowance	1,407.00	259.12	259.12	1,147.88	18.4%
Total Constituency Allowance		259.12	259.12		
Total Expenditures		6,328.93	8,316.71		

---- End of Report ----



House of Assembly
Newfoundland and Labrador
Member Accountability and Disclosure Report
Expenditures Summarized by Category
01-Jun-11 to 30-Jun-11

CORNECT, TONY, MHA

Allowance Category	Expenditure Limit for Fiscal Year 2011/12 (Net of HST)	Expenditures Processed 01-Jun-11 to 30-Jun-11 (Net of HST)	Expenditures Year to Date 01-Apr-11 to 30-Jun-11 (Net of HST)	Funds Available (Net of HST)	Percent Expended to Date
Office Allowances					
Office Accommodations	11,748.00	0.00	2,937.00	8,811.00	25.0%
Rental of Short-term Accommodations	352.00	0.00	0.00	352.00	0.0%
Office Start-up Costs	--	0.00	0.00	--	--
Office Operations	7,035.00	47.88	741.82	6,293.18	10.5%
Total Office Allowances		47.88	3,678.82		
Operational Resources					
Operational Resources	--	243.54	573.71	--	--
Total Operational Resources		243.54	573.71		
Travel & Living Allowances					
House in Session	--	3,638.15	9,637.45	--	--
House Not in Session	--	0.00	0.00	--	--
Intra & Extra-Constituency Travel	3,987.00	175.78	175.78	3,811.22	4.4%
Total Travel & Living Allowances		3,813.93	9,813.23		
Constituency Allowance					
Constituency Allowance	1,407.00	0.00	0.00	1,407.00	0.0%
Total Constituency Allowance		0.00	0.00		
Total Expenditures		4,105.35	14,065.76		

---- End of Report ----



House of Assembly
Newfoundland and Labrador
Member Accountability and Disclosure Report
Expenditures Summarized by Category
01-Jun-11 to 30-Jun-11

DALLEY, DERRICK, MHA

Allowance Category	Expenditure Limit for Fiscal Year 2011/12 (Net of HST)	Expenditures Processed 01-Jun-11 to 30-Jun-11 (Net of HST)	Expenditures Year to Date 01-Apr-11 to 30-Jun-11 (Net of HST)	Funds Available (Net of HST)	Percent Expended to Date
Office Allowances					
Office Accommodations	12,000.00	0.00	3,000.00	9,000.00	25.0%
Rental of Short-term Accommodations	352.00	0.00	0.00	352.00	0.0%
Office Start-up Costs	12.00	0.00	0.00	12.00	0.0%
Office Operations	7,035.00	350.00	477.25	6,557.75	6.8%
Total Office Allowances		350.00	3,477.25		
Operational Resources					
Operational Resources	--	376.65	812.65	--	--
Total Operational Resources		376.65	812.65		
Travel & Living Allowances					
House in Session	--	0.00	5,679.40	--	--
House Not in Session	--	0.00	0.00	--	--
Intra & Extra-Constituency Travel	5,769.00	0.00	441.92	5,327.08	7.7%
Total Travel & Living Allowances		0.00	6,121.32		
Constituency Allowance					
Constituency Allowance	1,407.00	0.00	546.93	860.07	38.9%
Total Constituency Allowance		0.00	546.93		
Total Expenditures		726.65	10,958.15		

---- End of Report ----



House of Assembly
Newfoundland and Labrador
Member Accountability and Disclosure Report
Expenditures Summarized by Category
01-Jun-11 to 30-Jun-11

DAVIS, PAUL, MHA

Allowance Category	Expenditure Limit for Fiscal Year 2011/12 (Net of HST)	Expenditures Processed 01-Jun-11 to 30-Jun-11 (Net of HST)	Expenditures Year to Date 01-Apr-11 to 30-Jun-11 (Net of HST)	Funds Available (Net of HST)	Percent Expended to Date
Office Allowances					
Office Accommodations	6,195.00	0.00	0.00	6,195.00	0.0%
Rental of Short-term Accommodations	352.00	0.00	0.00	352.00	0.0%
Office Start-up Costs	712.00	0.00	20.97	691.03	2.9%
Office Operations	7,035.00	552.24	1,243.83	5,791.17	17.7%
Total Office Allowances		552.24	1,264.80		
Operational Resources					
Operational Resources	--	176.86	342.24	--	--
Total Operational Resources		176.86	342.24		
Travel & Living Allowances					
House in Session	--	0.00	0.00	--	--
House Not in Session	--	0.00	0.00	--	--
Intra & Extra-Constituency Travel	3,518.00	0.00	0.00	3,518.00	0.0%
Total Travel & Living Allowances		0.00	0.00		
Constituency Allowance					
Constituency Allowance	1,407.00	0.00	221.07	1,185.93	15.7%
Total Constituency Allowance		0.00	221.07		
Total Expenditures		729.10	1,828.11		

---- End of Report ----



House of Assembly
Newfoundland and Labrador
Member Accountability and Disclosure Report
Expenditures Summarized by Category
01-Jun-11 to 30-Jun-11

DEAN, MARSHALL, MHA

Allowance Category	Expenditure Limit for Fiscal Year 2011/12 (Net of HST)	Expenditures Processed 01-Jun-11 to 30-Jun-11 (Net of HST)	Expenditures Year to Date 01-Apr-11 to 30-Jun-11 (Net of HST)	Funds Available (Net of HST)	Percent Expended to Date
Office Allowances					
Office Accommodations	6,195.00	0.00	0.00	6,195.00	0.0%
Rental of Short-term Accommodations	352.00	0.00	0.00	352.00	0.0%
Office Start-up Costs	238.00	0.00	0.00	238.00	0.0%
Office Operations	7,035.00	105.00	293.00	6,742.00	4.2%
Total Office Allowances		105.00	293.00		
Operational Resources					
Operational Resources	--	250.66	567.70	--	--
Total Operational Resources		250.66	567.70		
Travel & Living Allowances					
House in Session	--	4,939.26	9,452.35	--	--
House Not in Session	--	8.93	553.78	--	--
Intra & Extra-Constituency Travel	5,910.00	306.89	1,198.84	4,711.16	20.3%
Total Travel & Living Allowances		5,255.08	11,204.97		
Constituency Allowance					
Constituency Allowance	1,407.00	378.54	448.97	958.03	31.9%
Total Constituency Allowance		378.54	448.97		
Total Expenditures		5,989.28	12,514.64		

---- End of Report ----



House of Assembly
Newfoundland and Labrador
Member Accountability and Disclosure Report
Expenditures Summarized by Category
01-Jun-11 to 30-Jun-11

DENINE, DAVID, MHA

Allowance Category	Expenditure Limit for Fiscal Year 2011/12 (Net of HST)	Expenditures Processed 01-Jun-11 to 30-Jun-11 (Net of HST)	Expenditures Year to Date 01-Apr-11 to 30-Jun-11 (Net of HST)	Funds Available (Net of HST)	Percent Expended to Date
Office Allowances					
Office Accommodations	6,195.00	0.00	0.00	6,195.00	0.0%
Rental of Short-term Accommodations	352.00	0.00	0.00	352.00	0.0%
Office Start-up Costs	--	0.00	0.00	--	--
Office Operations	7,035.00	117.00	684.11	6,350.89	9.7%
Total Office Allowances		117.00	684.11		
Operational Resources					
Operational Resources	--	127.58	304.18	--	--
Total Operational Resources		127.58	304.18		
Travel & Living Allowances					
House in Session	--	0.00	0.00	--	--
House Not in Session	--	0.00	0.00	--	--
Intra & Extra-Constituency Travel	3,518.00	0.00	0.00	3,518.00	0.0%
Total Travel & Living Allowances		0.00	0.00		
Constituency Allowance					
Constituency Allowance	1,407.00	29.76	204.76	1,202.24	14.6%
Total Constituency Allowance		29.76	204.76		
Total Expenditures		274.34	1,193.05		

---- End of Report ----



House of Assembly
Newfoundland and Labrador
Member Accountability and Disclosure Report
Expenditures Summarized by Category
01-Jun-11 to 30-Jun-11

DINN, JOHN, MHA

Allowance Category	Expenditure Limit for Fiscal Year 2011/12 (Net of HST)	Expenditures Processed 01-Jun-11 to 30-Jun-11 (Net of HST)	Expenditures Year to Date 01-Apr-11 to 30-Jun-11 (Net of HST)	Funds Available (Net of HST)	Percent Expended to Date
Office Allowances					
Office Accommodations	6,195.00	0.00	0.00	6,195.00	0.0%
Rental of Short-term Accommodations	352.00	0.00	0.00	352.00	0.0%
Office Start-up Costs	--	0.00	0.00	--	--
Office Operations	7,035.00	0.00	0.00	7,035.00	0.0%
Total Office Allowances		0.00	0.00		
Operational Resources					
Operational Resources	--	127.66	226.30	--	--
Total Operational Resources		127.66	226.30		
Travel & Living Allowances					
House in Session	--	0.00	0.00	--	--
House Not in Session	--	0.00	0.00	--	--
Intra & Extra-Constituency Travel	4,221.00	0.00	0.00	4,221.00	0.0%
Total Travel & Living Allowances		0.00	0.00		
Constituency Allowance					
Constituency Allowance	1,407.00	0.00	0.00	1,407.00	0.0%
Total Constituency Allowance		0.00	0.00		
Total Expenditures		127.66	226.30		

---- End of Report ----



House of Assembly
Newfoundland and Labrador
Member Accountability and Disclosure Report
Expenditures Summarized by Category
01-Jun-11 to 30-Jun-11

DUNDERDALE, KATHY, MHA

Allowance Category	Expenditure Limit for Fiscal Year 2011/12 (Net of HST)	Expenditures Processed 01-Jun-11 to 30-Jun-11 (Net of HST)	Expenditures Year to Date 01-Apr-11 to 30-Jun-11 (Net of HST)	Funds Available (Net of HST)	Percent Expended to Date
Office Allowances					
Office Accommodations	6,195.00	0.00	0.00	6,195.00	0.0%
Rental of Short-term Accommodations	352.00	0.00	0.00	352.00	0.0%
Office Start-up Costs	--	0.00	0.00	--	--
Office Operations	7,035.00	0.00	0.00	7,035.00	0.0%
Total Office Allowances		0.00	0.00		
Operational Resources					
Operational Resources	--	41.90	100.88	--	--
Total Operational Resources		41.90	100.88		
Travel & Living Allowances					
House in Session	--	0.00	0.00	--	--
House Not in Session	--	0.00	0.00	--	--
Intra & Extra-Constituency Travel	3,518.00	0.00	0.00	3,518.00	0.0%
Total Travel & Living Allowances		0.00	0.00		
Constituency Allowance					
Constituency Allowance	1,407.00	0.00	0.00	1,407.00	0.0%
Total Constituency Allowance		0.00	0.00		
Total Expenditures		41.90	100.88		

---- End of Report ----



House of Assembly
Newfoundland and Labrador
Member Accountability and Disclosure Report
Expenditures Summarized by Category
01-Jun-11 to 30-Jun-11

FITZGERALD, ROGER, MHA

Allowance Category	Expenditure Limit for Fiscal Year 2011/12 (Net of HST)	Expenditures Processed 01-Jun-11 to 30-Jun-11 (Net of HST)	Expenditures Year to Date 01-Apr-11 to 30-Jun-11 (Net of HST)	Funds Available (Net of HST)	Percent Expended to Date
Office Allowances					
Office Accommodations	6,195.00	0.00	0.00	6,195.00	0.0%
Rental of Short-term Accommodations	352.00	0.00	0.00	352.00	0.0%
Office Start-up Costs	--	0.00	0.00	--	--
Office Operations	7,035.00	139.46	329.66	6,705.34	4.7%
Total Office Allowances		139.46	329.66		
Operational Resources					
Operational Resources	--	85.26	162.54	--	--
Total Operational Resources		85.26	162.54		
Travel & Living Allowances					
House in Session	--	2,855.84	4,239.02	--	--
House Not in Session	--	275.06	275.06	--	--
Intra & Extra-Constituency Travel	5,910.00	410.85	2,540.30	3,369.70	43.0%
Total Travel & Living Allowances		3,541.75	7,054.38		
Constituency Allowance					
Constituency Allowance	1,407.00	357.08	441.10	965.90	31.4%
Total Constituency Allowance		357.08	441.10		
Total Expenditures		4,123.55	7,987.68		

---- End of Report ----



House of Assembly
Newfoundland and Labrador
Member Accountability and Disclosure Report
Expenditures Summarized by Category
01-Jun-11 to 30-Jun-11

FORSEY, CLAYTON, MHA

Allowance Category	Expenditure Limit for Fiscal Year 2011/12 (Net of HST)	Expenditures Processed 01-Jun-11 to 30-Jun-11 (Net of HST)	Expenditures Year to Date 01-Apr-11 to 30-Jun-11 (Net of HST)	Funds Available (Net of HST)	Percent Expended to Date
Office Allowances					
Office Accommodations	19,200.00	0.00	4,800.00	14,400.00	25.0%
Rental of Short-term Accommodations	352.00	0.00	0.00	352.00	0.0%
Office Start-up Costs	--	0.00	0.00	--	--
Office Operations	7,035.00	442.41	604.83	6,430.17	8.6%
Total Office Allowances		442.41	5,404.83		
Operational Resources					
Operational Resources	--	313.40	665.16	--	--
Total Operational Resources		313.40	665.16		
Travel & Living Allowances					
House in Session	--	1,226.54	5,066.46	--	--
House Not in Session	--	0.00	0.00	--	--
Intra & Extra-Constituency Travel	5,910.00	84.62	704.30	5,205.70	11.9%
Total Travel & Living Allowances		1,311.16	5,770.76		
Constituency Allowance					
Constituency Allowance	1,407.00	40.00	40.00	1,367.00	2.8%
Total Constituency Allowance		40.00	40.00		
Total Expenditures		2,106.97	11,880.75		

---- End of Report ----



House of Assembly
Newfoundland and Labrador
Member Accountability and Disclosure Report
Expenditures Summarized by Category
01-Jun-11 to 30-Jun-11

FRENCH, TERRY, MHA

Allowance Category	Expenditure Limit for Fiscal Year 2011/12 (Net of HST)	Expenditures Processed 01-Jun-11 to 30-Jun-11 (Net of HST)	Expenditures Year to Date 01-Apr-11 to 30-Jun-11 (Net of HST)	Funds Available (Net of HST)	Percent Expended to Date
Office Allowances					
Office Accommodations	6,195.00	0.00	0.00	6,195.00	0.0%
Rental of Short-term Accommodations	352.00	0.00	0.00	352.00	0.0%
Office Start-up Costs	--	0.00	0.00	--	--
Office Operations	7,035.00	125.00	281.25	6,753.75	4.0%
Total Office Allowances		125.00	281.25		
Operational Resources					
Operational Resources	--	159.47	311.89	--	--
Total Operational Resources		159.47	311.89		
Travel & Living Allowances					
House in Session	--	0.00	0.00	--	--
House Not in Session	--	0.00	0.00	--	--
Intra & Extra-Constituency Travel	4,221.00	0.00	0.00	4,221.00	0.0%
Total Travel & Living Allowances		0.00	0.00		
Constituency Allowance					
Constituency Allowance	1,407.00	112.20	230.15	1,176.85	16.4%
Total Constituency Allowance		112.20	230.15		
Total Expenditures		396.67	823.29		

---- End of Report ----



House of Assembly
Newfoundland and Labrador
Member Accountability and Disclosure Report
Expenditures Summarized by Category
01-Jun-11 to 30-Jun-11

GRANTER, VAUGHN, MHA

Allowance Category	Expenditure Limit for Fiscal Year 2011/12 (Net of HST)	Expenditures Processed 01-Jun-11 to 30-Jun-11 (Net of HST)	Expenditures Year to Date 01-Apr-11 to 30-Jun-11 (Net of HST)	Funds Available (Net of HST)	Percent Expended to Date
Office Allowances					
Office Accommodations	6,195.00	0.00	0.00	6,195.00	0.0%
Rental of Short-term Accommodations	352.00	0.00	0.00	352.00	0.0%
Office Start-up Costs	791.00	0.00	367.65	423.35	46.5%
Office Operations	7,035.00	696.30	1,197.89	5,837.11	17.0%
Total Office Allowances		696.30	1,565.54		
Operational Resources					
Operational Resources	--	280.28	745.21	--	--
Total Operational Resources		280.28	745.21		
Travel & Living Allowances					
House in Session	--	959.62	7,393.63	--	--
House Not in Session	--	0.00	0.00	--	--
Intra & Extra-Constituency Travel	4,784.00	0.00	54.81	4,729.19	1.1%
Total Travel & Living Allowances		959.62	7,448.44		
Constituency Allowance					
Constituency Allowance	1,407.00	0.00	60.00	1,347.00	4.3%
Total Constituency Allowance		0.00	60.00		
Total Expenditures		1,936.20	9,819.19		

---- End of Report ----



House of Assembly
Newfoundland and Labrador
Member Accountability and Disclosure Report
Expenditures Summarized by Category
01-Jun-11 to 30-Jun-11

HARDING, HARRY, MHA

Allowance Category	Expenditure Limit for Fiscal Year 2011/12 (Net of HST)	Expenditures Processed 01-Jun-11 to 30-Jun-11 (Net of HST)	Expenditures Year to Date 01-Apr-11 to 30-Jun-11 (Net of HST)	Funds Available (Net of HST)	Percent Expended to Date
Office Allowances					
Office Accommodations	6,195.00	0.00	0.00	6,195.00	0.0%
Rental of Short-term Accommodations	352.00	89.29	89.29	262.71	25.4%
Office Start-up Costs	--	0.00	0.00	--	--
Office Operations	7,035.00	0.00	0.00	7,035.00	0.0%
Total Office Allowances		89.29	89.29		
Operational Resources					
Operational Resources	--	88.27	132.73	--	--
Total Operational Resources		88.27	132.73		
Travel & Living Allowances					
House in Session	--	2,424.25	4,882.26	--	--
House Not in Session	--	0.00	0.00	--	--
Intra & Extra-Constituency Travel	5,910.00	528.76	632.06	5,277.94	10.7%
Total Travel & Living Allowances		2,953.01	5,514.32		
Constituency Allowance					
Constituency Allowance	1,407.00	209.97	291.16	1,115.84	20.7%
Total Constituency Allowance		209.97	291.16		
Total Expenditures		3,340.54	6,027.50		

---- End of Report ----



House of Assembly
Newfoundland and Labrador
Member Accountability and Disclosure Report
Expenditures Summarized by Category
01-Jun-11 to 30-Jun-11

HEDDERSON, TOM, MHA

Allowance Category	Expenditure Limit for Fiscal Year 2011/12 (Net of HST)	Expenditures Processed 01-Jun-11 to 30-Jun-11 (Net of HST)	Expenditures Year to Date 01-Apr-11 to 30-Jun-11 (Net of HST)	Funds Available (Net of HST)	Percent Expended to Date
Office Allowances					
Office Accommodations	8,964.00	0.00	2,241.00	6,723.00	25.0%
Rental of Short-term Accommodations	352.00	0.00	0.00	352.00	0.0%
Office Start-up Costs	--	0.00	0.00	--	--
Office Operations	7,035.00	201.00	440.00	6,595.00	6.3%
Total Office Allowances		201.00	2,681.00		
Operational Resources					
Operational Resources	--	194.21	473.66	--	--
Total Operational Resources		194.21	473.66		
Travel & Living Allowances					
House in Session	--	0.00	0.00	--	--
House Not in Session	--	0.00	0.00	--	--
Intra & Extra-Constituency Travel	4,034.00	0.00	0.00	4,034.00	0.0%
Total Travel & Living Allowances		0.00	0.00		
Constituency Allowance					
Constituency Allowance	1,407.00	247.69	247.69	1,159.31	17.6%
Total Constituency Allowance		247.69	247.69		
Total Expenditures		642.90	3,402.35		

---- End of Report ----



House of Assembly
Newfoundland and Labrador
Member Accountability and Disclosure Report
Expenditures Summarized by Category
01-Jun-11 to 30-Jun-11

HICKEY, JOHN, MHA

Allowance Category	Expenditure Limit for Fiscal Year 2011/12 (Net of HST)	Expenditures Processed 01-Jun-11 to 30-Jun-11 (Net of HST)	Expenditures Year to Date 01-Apr-11 to 30-Jun-11 (Net of HST)	Funds Available (Net of HST)	Percent Expended to Date
Office Allowances					
Office Accommodations	6,195.00	0.00	0.00	6,195.00	0.0%
Rental of Short-term Accommodations	352.00	0.00	0.00	352.00	0.0%
Office Start-up Costs	--	0.00	0.00	--	--
Office Operations	7,035.00	250.22	310.70	6,724.30	4.4%
Total Office Allowances		250.22	310.70		
Operational Resources					
Operational Resources	--	151.02	354.96	--	--
Total Operational Resources		151.02	354.96		
Travel & Living Allowances					
House in Session	--	1,060.00	6,292.11	--	--
House Not in Session	--	0.00	0.00	--	--
Intra & Extra-Constituency Travel	4,691.00	0.00	160.67	4,530.33	3.4%
Total Travel & Living Allowances		1,060.00	6,452.78		
Constituency Allowance					
Constituency Allowance	1,407.00	0.00	104.85	1,302.15	7.5%
Total Constituency Allowance		0.00	104.85		
Total Expenditures		1,461.24	7,223.29		

---- End of Report ----



House of Assembly
Newfoundland and Labrador
Member Accountability and Disclosure Report
Expenditures Summarized by Category
01-Jun-11 to 30-Jun-11

HUNTER, RAY, MHA

Allowance Category	Expenditure Limit for Fiscal Year 2011/12 (Net of HST)	Expenditures Processed 01-Jun-11 to 30-Jun-11 (Net of HST)	Expenditures Year to Date 01-Apr-11 to 30-Jun-11 (Net of HST)	Funds Available (Net of HST)	Percent Expended to Date
Office Allowances					
Office Accommodations	6,195.00	0.00	0.00	6,195.00	0.0%
Rental of Short-term Accommodations	352.00	0.00	0.00	352.00	0.0%
Office Start-up Costs	--	0.00	0.00	--	--
Office Operations	7,035.00	1,012.26	1,961.51	5,073.49	27.9%
Total Office Allowances		1,012.26	1,961.51		
Operational Resources					
Operational Resources	--	281.75	566.36	--	--
Total Operational Resources		281.75	566.36		
Travel & Living Allowances					
House in Session	--	693.28	4,547.67	--	--
House Not in Session	--	0.00	489.06	--	--
Intra & Extra-Constituency Travel	4,221.00	0.00	254.16	3,966.84	6.0%
Total Travel & Living Allowances		693.28	5,290.89		
Constituency Allowance					
Constituency Allowance	1,407.00	58.46	603.00	804.00	42.9%
Total Constituency Allowance		58.46	603.00		
Total Expenditures		2,045.75	8,421.76		

---- End of Report ----



House of Assembly
Newfoundland and Labrador
Member Accountability and Disclosure Report
Expenditures Summarized by Category
01-Jun-11 to 30-Jun-11

HUTCHINGS, KEITH, MHA

Allowance Category	Expenditure Limit for Fiscal Year 2011/12 (Net of HST)	Expenditures Processed 01-Jun-11 to 30-Jun-11 (Net of HST)	Expenditures Year to Date 01-Apr-11 to 30-Jun-11 (Net of HST)	Funds Available (Net of HST)	Percent Expended to Date
Office Allowances					
Office Accommodations	6,195.00	0.00	0.00	6,195.00	0.0%
Rental of Short-term Accommodations	352.00	0.00	0.00	352.00	0.0%
Office Start-up Costs	--	0.00	0.00	--	--
Office Operations	7,035.00	119.29	179.29	6,855.71	2.5%
Total Office Allowances		119.29	179.29		
Operational Resources					
Operational Resources	--	109.08	231.53	--	--
Total Operational Resources		109.08	231.53		
Travel & Living Allowances					
House in Session	--	95.71	303.01	--	--
House Not in Session	--	101.28	260.21	--	--
Intra & Extra-Constituency Travel	5,910.00	237.03	820.68	5,089.32	13.9%
Total Travel & Living Allowances		434.02	1,383.90		
Constituency Allowance					
Constituency Allowance	1,407.00	102.34	129.58	1,277.42	9.2%
Total Constituency Allowance		102.34	129.58		
Total Expenditures		764.73	1,924.30		

---- End of Report ----



House of Assembly
Newfoundland and Labrador
Member Accountability and Disclosure Report
Expenditures Summarized by Category
01-Jun-11 to 30-Jun-11

JACKMAN, CLYDE, MHA

Allowance Category	Expenditure Limit for Fiscal Year 2011/12 (Net of HST)	Expenditures Processed 01-Jun-11 to 30-Jun-11 (Net of HST)	Expenditures Year to Date 01-Apr-11 to 30-Jun-11 (Net of HST)	Funds Available (Net of HST)	Percent Expended to Date
Office Allowances					
Office Accommodations	6,195.00	0.00	750.00	5,445.00	12.1%
Rental of Short-term Accommodations	352.00	0.00	0.00	352.00	0.0%
Office Start-up Costs	--	0.00	0.00	--	--
Office Operations	7,035.00	60.00	551.60	6,483.40	7.8%
Total Office Allowances		60.00	1,301.60		
Operational Resources					
Operational Resources	--	966.34	1,418.63	--	--
Total Operational Resources		966.34	1,418.63		
Travel & Living Allowances					
House in Session	--	1,131.54	2,782.54	--	--
House Not in Session	--	0.00	0.00	--	--
Intra & Extra-Constituency Travel	4,784.00	177.58	506.25	4,277.75	10.6%
Total Travel & Living Allowances		1,309.12	3,288.79		
Constituency Allowance					
Constituency Allowance	1,407.00	148.42	201.99	1,205.01	14.4%
Total Constituency Allowance		148.42	201.99		
Total Expenditures		2,483.88	6,211.01		

---- End of Report ----



House of Assembly
Newfoundland and Labrador
Member Accountability and Disclosure Report
Expenditures Summarized by Category
01-Jun-11 to 30-Jun-11

JOHNSON, CHARLENE, MHA

Allowance Category	Expenditure Limit for Fiscal Year 2011/12 (Net of HST)	Expenditures Processed 01-Jun-11 to 30-Jun-11 (Net of HST)	Expenditures Year to Date 01-Apr-11 to 30-Jun-11 (Net of HST)	Funds Available (Net of HST)	Percent Expended to Date
Office Allowances					
Office Accommodations	6,195.00	0.00	0.00	6,195.00	0.0%
Rental of Short-term Accommodations	352.00	0.00	0.00	352.00	0.0%
Office Start-up Costs	--	0.00	0.00	--	--
Office Operations	7,035.00	76.00	293.26	6,741.74	4.2%
Total Office Allowances		76.00	293.26		
Operational Resources					
Operational Resources	--	303.38	587.72	--	--
Total Operational Resources		303.38	587.72		
Travel & Living Allowances					
House in Session	--	270.60	270.60	--	--
House Not in Session	--	390.56	390.56	--	--
Intra & Extra-Constituency Travel	5,066.00	259.14	741.22	4,324.78	14.6%
Total Travel & Living Allowances		920.30	1,402.38		
Constituency Allowance					
Constituency Allowance	1,407.00	117.59	238.88	1,168.12	17.0%
Total Constituency Allowance		117.59	238.88		
Total Expenditures		1,417.27	2,522.24		

---- End of Report ----



House of Assembly
Newfoundland and Labrador
Member Accountability and Disclosure Report
Expenditures Summarized by Category
01-Jun-11 to 30-Jun-11

JONES, YVONNE, MHA

Allowance Category	Expenditure Limit for Fiscal Year 2011/12 (Net of HST)	Expenditures Processed 01-Jun-11 to 30-Jun-11 (Net of HST)	Expenditures Year to Date 01-Apr-11 to 30-Jun-11 (Net of HST)	Funds Available (Net of HST)	Percent Expended to Date
Office Allowances					
Office Accommodations	6,195.00	0.00	0.00	6,195.00	0.0%
Rental of Short-term Accommodations	352.00	0.00	0.00	352.00	0.0%
Office Start-up Costs	--	0.00	0.00	--	--
Office Operations	7,035.00	568.48	749.72	6,285.28	10.7%
Total Office Allowances		568.48	749.72		
Operational Resources					
Operational Resources	--	551.33	737.91	--	--
Total Operational Resources		551.33	737.91		
Travel & Living Allowances					
House in Session	--	2,243.72	3,828.33	--	--
House Not in Session	--	0.00	0.00	--	--
Intra & Extra-Constituency Travel	23,076.00	996.49	996.49	22,079.51	4.3%
Total Travel & Living Allowances		3,240.21	4,824.82		
Constituency Allowance					
Constituency Allowance	1,407.00	71.36	71.36	1,335.64	5.1%
Total Constituency Allowance		71.36	71.36		
Total Expenditures		4,431.38	6,383.81		

---- End of Report ----



House of Assembly
Newfoundland and Labrador
Member Accountability and Disclosure Report
Expenditures Summarized by Category
01-Jun-11 to 30-Jun-11

KELLY, DARRYL, MHA

Allowance Category	Expenditure Limit for Fiscal Year 2011/12 (Net of HST)	Expenditures Processed 01-Jun-11 to 30-Jun-11 (Net of HST)	Expenditures Year to Date 01-Apr-11 to 30-Jun-11 (Net of HST)	Funds Available (Net of HST)	Percent Expended to Date
Office Allowances					
Office Accommodations	17,750.00	0.00	4,437.51	13,312.49	25.0%
Rental of Short-term Accommodations	352.00	0.00	0.00	352.00	0.0%
Office Start-up Costs	4.00	0.00	0.00	4.00	0.0%
Office Operations	7,035.00	392.60	948.53	6,086.47	13.5%
Total Office Allowances		392.60	5,386.04		
Operational Resources					
Operational Resources	--	292.06	599.23	--	--
Total Operational Resources		292.06	599.23		
Travel & Living Allowances					
House in Session	--	2,106.56	8,565.88	--	--
House Not in Session	--	0.00	0.00	--	--
Intra & Extra-Constituency Travel	7,035.00	160.43	1,020.37	6,014.63	14.5%
Total Travel & Living Allowances		2,266.99	9,586.25		
Constituency Allowance					
Constituency Allowance	1,407.00	47.48	47.48	1,359.52	3.4%
Total Constituency Allowance		47.48	47.48		
Total Expenditures		2,999.13	15,619.00		

---- End of Report ----



House of Assembly
Newfoundland and Labrador
Member Accountability and Disclosure Report
Expenditures Summarized by Category
01-Jun-11 to 30-Jun-11

KENNEDY, JEROME, MHA

Allowance Category	Expenditure Limit for Fiscal Year 2011/12 (Net of HST)	Expenditures Processed 01-Jun-11 to 30-Jun-11 (Net of HST)	Expenditures Year to Date 01-Apr-11 to 30-Jun-11 (Net of HST)	Funds Available (Net of HST)	Percent Expended to Date
Office Allowances					
Office Accommodations	14,900.00	0.00	3,725.01	11,174.99	25.0%
Rental of Short-term Accommodations	352.00	0.00	0.00	352.00	0.0%
Office Start-up Costs	474.00	0.00	0.00	474.00	0.0%
Office Operations	7,035.00	155.00	269.00	6,766.00	3.8%
Total Office Allowances		155.00	3,994.01		
Operational Resources					
Operational Resources	--	547.42	815.34	--	--
Total Operational Resources		547.42	815.34		
Travel & Living Allowances					
House in Session	--	124.99	258.91	--	--
House Not in Session	--	80.35	80.35	--	--
Intra & Extra-Constituency Travel	4,503.00	0.00	0.00	4,503.00	0.0%
Total Travel & Living Allowances		205.34	339.26		
Constituency Allowance					
Constituency Allowance	1,407.00	0.00	0.00	1,407.00	0.0%
Total Constituency Allowance		0.00	0.00		
Total Expenditures		907.76	5,148.61		

---- End of Report ----



House of Assembly
Newfoundland and Labrador
Member Accountability and Disclosure Report
Expenditures Summarized by Category
01-Jun-11 to 30-Jun-11

KENT, STEVE, MHA

Allowance Category	Expenditure Limit for Fiscal Year 2011/12 (Net of HST)	Expenditures Processed 01-Jun-11 to 30-Jun-11 (Net of HST)	Expenditures Year to Date 01-Apr-11 to 30-Jun-11 (Net of HST)	Funds Available (Net of HST)	Percent Expended to Date
Office Allowances					
Office Accommodations	6,195.00	0.00	0.00	6,195.00	0.0%
Rental of Short-term Accommodations	352.00	0.00	0.00	352.00	0.0%
Office Start-up Costs	604.00	0.00	0.00	604.00	0.0%
Office Operations	7,035.00	437.00	1,109.91	5,925.09	15.8%
Total Office Allowances		437.00	1,109.91		
Operational Resources					
Operational Resources	--	222.07	337.62	--	--
Total Operational Resources		222.07	337.62		
Travel & Living Allowances					
House in Session	--	0.00	0.00	--	--
House Not in Session	--	0.00	0.00	--	--
Intra & Extra-Constituency Travel	3,518.00	0.00	0.00	3,518.00	0.0%
Total Travel & Living Allowances		0.00	0.00		
Constituency Allowance					
Constituency Allowance	1,407.00	0.00	163.23	1,243.77	11.6%
Total Constituency Allowance		0.00	163.23		
Total Expenditures		659.07	1,610.76		

---- End of Report ----



House of Assembly
Newfoundland and Labrador
Member Accountability and Disclosure Report
Expenditures Summarized by Category
01-Jun-11 to 30-Jun-11

KING, DARIN, MHA

Allowance Category	Expenditure Limit for Fiscal Year 2011/12 (Net of HST)	Expenditures Processed 01-Jun-11 to 30-Jun-11 (Net of HST)	Expenditures Year to Date 01-Apr-11 to 30-Jun-11 (Net of HST)	Funds Available (Net of HST)	Percent Expended to Date
Office Allowances					
Office Accommodations	8,879.00	0.00	2,219.70	6,659.30	25.0%
Rental of Short-term Accommodations	352.00	0.00	0.00	352.00	0.0%
Office Start-up Costs	605.00	0.00	0.00	605.00	0.0%
Office Operations	7,035.00	60.00	748.69	6,286.31	10.6%
Total Office Allowances		60.00	2,968.39		
Operational Resources					
Operational Resources	--	317.10	718.43	--	--
Total Operational Resources		317.10	718.43		
Travel & Living Allowances					
House in Session	--	324.17	1,435.68	--	--
House Not in Session	--	421.81	963.01	--	--
Intra & Extra-Constituency Travel	7,035.00	863.61	2,093.84	4,941.16	29.8%
Total Travel & Living Allowances		1,609.59	4,492.53		
Constituency Allowance					
Constituency Allowance	1,407.00	72.39	186.66	1,220.34	13.3%
Total Constituency Allowance		72.39	186.66		
Total Expenditures		2,059.08	8,366.01		

---- End of Report ----



House of Assembly
Newfoundland and Labrador
Member Accountability and Disclosure Report
Expenditures Summarized by Category
01-Jun-11 to 30-Jun-11

LODER, TERRY, MHA

Allowance Category	Expenditure Limit for Fiscal Year 2011/12 (Net of HST)	Expenditures Processed 01-Jun-11 to 30-Jun-11 (Net of HST)	Expenditures Year to Date 01-Apr-11 to 30-Jun-11 (Net of HST)	Funds Available (Net of HST)	Percent Expended to Date
Office Allowances					
Office Accommodations	6,195.00	0.00	3,003.00	3,192.00	48.5%
Rental of Short-term Accommodations	352.00	0.00	0.00	352.00	0.0%
Office Start-up Costs	225.00	0.00	0.00	225.00	0.0%
Office Operations	7,035.00	183.96	490.55	6,544.45	7.0%
Total Office Allowances		183.96	3,493.55		
Operational Resources					
Operational Resources	--	315.85	676.70	--	--
Total Operational Resources		315.85	676.70		
Travel & Living Allowances					
House in Session	--	1,966.97	7,169.06	--	--
House Not in Session	--	0.00	0.00	--	--
Intra & Extra-Constituency Travel	7,317.00	77.00	316.64	7,000.36	4.3%
Total Travel & Living Allowances		2,043.97	7,485.70		
Constituency Allowance					
Constituency Allowance	1,407.00	0.00	0.00	1,407.00	0.0%
Total Constituency Allowance		0.00	0.00		
Total Expenditures		2,543.78	11,655.95		

---- End of Report ----



House of Assembly
Newfoundland and Labrador
Member Accountability and Disclosure Report
Expenditures Summarized by Category
01-Jun-11 to 30-Jun-11

MARSHALL, THOMAS, MHA

Allowance Category	Expenditure Limit for Fiscal Year 2011/12 (Net of HST)	Expenditures Processed 01-Jun-11 to 30-Jun-11 (Net of HST)	Expenditures Year to Date 01-Apr-11 to 30-Jun-11 (Net of HST)	Funds Available (Net of HST)	Percent Expended to Date
Office Allowances					
Office Accommodations	6,195.00	0.00	0.00	6,195.00	0.0%
Rental of Short-term Accommodations	352.00	0.00	0.00	352.00	0.0%
Office Start-up Costs	--	0.00	0.00	--	--
Office Operations	7,035.00	122.64	788.81	6,246.19	11.2%
Total Office Allowances		122.64	788.81		
Operational Resources					
Operational Resources	--	355.69	596.70	--	--
Total Operational Resources		355.69	596.70		
Travel & Living Allowances					
House in Session	--	1,560.30	7,079.96	--	--
House Not in Session	--	0.00	0.00	--	--
Intra & Extra-Constituency Travel	3,705.00	0.00	0.00	3,705.00	0.0%
Total Travel & Living Allowances		1,560.30	7,079.96		
Constituency Allowance					
Constituency Allowance	1,407.00	0.00	0.00	1,407.00	0.0%
Total Constituency Allowance		0.00	0.00		
Total Expenditures		2,038.63	8,465.47		

---- End of Report ----



House of Assembly
Newfoundland and Labrador
Member Accountability and Disclosure Report
Expenditures Summarized by Category
01-Jun-11 to 30-Jun-11

MICHAEL, LORRAINE, MHA

Allowance Category	Expenditure Limit for Fiscal Year 2011/12 (Net of HST)	Expenditures Processed 01-Jun-11 to 30-Jun-11 (Net of HST)	Expenditures Year to Date 01-Apr-11 to 30-Jun-11 (Net of HST)	Funds Available (Net of HST)	Percent Expended to Date
Office Allowances					
Office Accommodations	6,195.00	0.00	0.00	6,195.00	0.0%
Rental of Short-term Accommodations	352.00	0.00	0.00	352.00	0.0%
Office Start-up Costs	--	0.00	0.00	--	--
Office Operations	7,035.00	718.68	1,920.88	5,114.12	27.3%
Total Office Allowances		718.68	1,920.88		
Operational Resources					
Operational Resources	--	194.29	329.19	--	--
Total Operational Resources		194.29	329.19		
Travel & Living Allowances					
House in Session	--	0.00	0.00	--	--
House Not in Session	--	0.00	0.00	--	--
Intra & Extra-Constituency Travel	3,518.00	16.45	16.45	3,501.55	0.5%
Total Travel & Living Allowances		16.45	16.45		
Constituency Allowance					
Constituency Allowance	1,407.00	0.00	146.93	1,260.07	10.4%
Total Constituency Allowance		0.00	146.93		
Total Expenditures		929.42	2,413.45		

---- End of Report ----



House of Assembly
Newfoundland and Labrador
Member Accountability and Disclosure Report
Expenditures Summarized by Category
01-Jun-11 to 30-Jun-11

O'BRIEN, KEVIN, MHA

Allowance Category	Expenditure Limit for Fiscal Year 2011/12 (Net of HST)	Expenditures Processed 01-Jun-11 to 30-Jun-11 (Net of HST)	Expenditures Year to Date 01-Apr-11 to 30-Jun-11 (Net of HST)	Funds Available (Net of HST)	Percent Expended to Date
Office Allowances					
Office Accommodations	6,195.00	0.00	0.00	6,195.00	0.0%
Rental of Short-term Accommodations	352.00	0.00	0.00	352.00	0.0%
Office Start-up Costs	--	0.00	0.00	--	--
Office Operations	7,035.00	525.03	720.03	6,314.97	10.2%
Total Office Allowances		525.03	720.03		
Operational Resources					
Operational Resources	--	254.01	515.76	--	--
Total Operational Resources		254.01	515.76		
Travel & Living Allowances					
House in Session	--	0.00	4,380.26	--	--
House Not in Session	--	0.00	0.00	--	--
Intra & Extra-Constituency Travel	4,503.00	0.00	0.00	4,503.00	0.0%
Total Travel & Living Allowances		0.00	4,380.26		
Constituency Allowance					
Constituency Allowance	1,407.00	0.00	0.00	1,407.00	0.0%
Total Constituency Allowance		0.00	0.00		
Total Expenditures		779.04	5,616.05		

---- End of Report ----



House of Assembly
Newfoundland and Labrador
Member Accountability and Disclosure Report
Expenditures Summarized by Category
01-Jun-11 to 30-Jun-11

OSBORNE, SHEILA, MHA

Allowance Category	Expenditure Limit for Fiscal Year 2011/12 (Net of HST)	Expenditures Processed 01-Jun-11 to 30-Jun-11 (Net of HST)	Expenditures Year to Date 01-Apr-11 to 30-Jun-11 (Net of HST)	Funds Available (Net of HST)	Percent Expended to Date
Office Allowances					
Office Accommodations	6,195.00	0.00	0.00	6,195.00	0.0%
Rental of Short-term Accommodations	352.00	0.00	0.00	352.00	0.0%
Office Start-up Costs	--	0.00	0.00	--	--
Office Operations	7,035.00	0.00	193.27	6,841.73	2.7%
Total Office Allowances		0.00	193.27		
Operational Resources					
Operational Resources	--	73.01	144.60	--	--
Total Operational Resources		73.01	144.60		
Travel & Living Allowances					
House in Session	--	0.00	0.00	--	--
House Not in Session	--	0.00	0.00	--	--
Intra & Extra-Constituency Travel	3,518.00	0.00	0.00	3,518.00	0.0%
Total Travel & Living Allowances		0.00	0.00		
Constituency Allowance					
Constituency Allowance	1,407.00	21.24	21.24	1,385.76	1.5%
Total Constituency Allowance		21.24	21.24		
Total Expenditures		94.25	359.11		

---- End of Report ----



House of Assembly
Newfoundland and Labrador
Member Accountability and Disclosure Report
Expenditures Summarized by Category
01-Jun-11 to 30-Jun-11

OSBORNE, TOM, MHA

Allowance Category	Expenditure Limit for Fiscal Year 2011/12 (Net of HST)	Expenditures Processed 01-Jun-11 to 30-Jun-11 (Net of HST)	Expenditures Year to Date 01-Apr-11 to 30-Jun-11 (Net of HST)	Funds Available (Net of HST)	Percent Expended to Date
Office Allowances					
Office Accommodations	6,195.00	0.00	0.00	6,195.00	0.0%
Rental of Short-term Accommodations	352.00	0.00	0.00	352.00	0.0%
Office Start-up Costs	--	0.00	0.00	--	--
Office Operations	7,035.00	407.76	816.10	6,218.90	11.6%
Total Office Allowances		407.76	816.10		
Operational Resources					
Operational Resources	--	207.92	396.56	--	--
Total Operational Resources		207.92	396.56		
Travel & Living Allowances					
House in Session	--	0.00	0.00	--	--
House Not in Session	--	0.00	0.00	--	--
Intra & Extra-Constituency Travel	3,518.00	0.00	0.00	3,518.00	0.0%
Total Travel & Living Allowances		0.00	0.00		
Constituency Allowance					
Constituency Allowance	1,407.00	0.00	0.00	1,407.00	0.0%
Total Constituency Allowance		0.00	0.00		
Total Expenditures		615.68	1,212.66		

---- End of Report ----



House of Assembly
Newfoundland and Labrador
Member Accountability and Disclosure Report
Expenditures Summarized by Category
01-Jun-11 to 30-Jun-11

PARSONS, KELVIN, MHA

Allowance Category	Expenditure Limit for Fiscal Year 2011/12 (Net of HST)	Expenditures Processed 01-Jun-11 to 30-Jun-11 (Net of HST)	Expenditures Year to Date 01-Apr-11 to 30-Jun-11 (Net of HST)	Funds Available (Net of HST)	Percent Expended to Date
Office Allowances					
Office Accommodations	12,000.00	0.00	3,000.00	9,000.00	25.0%
Rental of Short-term Accommodations	352.00	0.00	0.00	352.00	0.0%
Office Start-up Costs	--	0.00	0.00	--	--
Office Operations	7,035.00	488.20	718.76	6,316.24	10.2%
Total Office Allowances		488.20	3,718.76		
Operational Resources					
Operational Resources	--	282.47	588.48	--	--
Total Operational Resources		282.47	588.48		
Travel & Living Allowances					
House in Session	--	1,808.62	6,019.67	--	--
House Not in Session	--	0.00	1,200.43	--	--
Intra & Extra-Constituency Travel	6,613.00	12.50	634.15	5,978.85	9.6%
Total Travel & Living Allowances		1,821.12	7,854.25		
Constituency Allowance					
Constituency Allowance	1,407.00	59.53	234.58	1,172.42	16.7%
Total Constituency Allowance		59.53	234.58		
Total Expenditures		2,651.32	12,396.07		

---- End of Report ----



House of Assembly
Newfoundland and Labrador
Member Accountability and Disclosure Report
Expenditures Summarized by Category
01-Jun-11 to 30-Jun-11

PARSONS, KEVIN, MHA

Allowance Category	Expenditure Limit for Fiscal Year 2011/12 (Net of HST)	Expenditures Processed 01-Jun-11 to 30-Jun-11 (Net of HST)	Expenditures Year to Date 01-Apr-11 to 30-Jun-11 (Net of HST)	Funds Available (Net of HST)	Percent Expended to Date
Office Allowances					
Office Accommodations	6,195.00	0.00	0.00	6,195.00	0.0%
Rental of Short-term Accommodations	352.00	0.00	0.00	352.00	0.0%
Office Start-up Costs	799.00	0.00	0.00	799.00	0.0%
Office Operations	7,035.00	50.00	152.34	6,882.66	2.2%
Total Office Allowances		50.00	152.34		
Operational Resources					
Operational Resources	--	199.47	410.49	--	--
Total Operational Resources		199.47	410.49		
Travel & Living Allowances					
House in Session	--	0.00	0.00	--	--
House Not in Session	--	0.00	0.00	--	--
Intra & Extra-Constituency Travel	4,221.00	138.13	276.96	3,944.04	6.6%
Total Travel & Living Allowances		138.13	276.96		
Constituency Allowance					
Constituency Allowance	1,407.00	249.12	354.12	1,052.88	25.2%
Total Constituency Allowance		249.12	354.12		
Total Expenditures		636.72	1,193.91		

---- End of Report ----



House of Assembly
Newfoundland and Labrador
Member Accountability and Disclosure Report
Expenditures Summarized by Category
01-Jun-11 to 30-Jun-11

PEACH, CALVIN, MHA

Allowance Category	Expenditure Limit for Fiscal Year 2011/12 (Net of HST)	Expenditures Processed 01-Jun-11 to 30-Jun-11 (Net of HST)	Expenditures Year to Date 01-Apr-11 to 30-Jun-11 (Net of HST)	Funds Available (Net of HST)	Percent Expended to Date
Office Allowances					
Office Accommodations	6,195.00	0.00	0.00	6,195.00	0.0%
Rental of Short-term Accommodations	352.00	0.00	0.00	352.00	0.0%
Office Start-up Costs	184.00	0.00	0.00	184.00	0.0%
Office Operations	7,035.00	437.76	1,232.06	5,802.94	17.5%
Total Office Allowances		437.76	1,232.06		
Operational Resources					
Operational Resources	--	278.27	554.70	--	--
Total Operational Resources		278.27	554.70		
Travel & Living Allowances					
House in Session	--	1,252.50	5,113.97	--	--
House Not in Session	--	0.00	402.03	--	--
Intra & Extra-Constituency Travel	7,692.00	124.99	1,717.59	5,974.41	22.3%
Total Travel & Living Allowances		1,377.49	7,233.59		
Constituency Allowance					
Constituency Allowance	1,407.00	130.00	472.61	934.39	33.6%
Total Constituency Allowance		130.00	472.61		
Total Expenditures		2,223.52	9,492.96		

---- End of Report ----



House of Assembly
Newfoundland and Labrador
Member Accountability and Disclosure Report
Expenditures Summarized by Category
01-Jun-11 to 30-Jun-11

PERRY, TRACEY, MHA

Allowance Category	Expenditure Limit for Fiscal Year 2011/12 (Net of HST)	Expenditures Processed 01-Jun-11 to 30-Jun-11 (Net of HST)	Expenditures Year to Date 01-Apr-11 to 30-Jun-11 (Net of HST)	Funds Available (Net of HST)	Percent Expended to Date
Office Allowances					
Office Accommodations	9,228.00	0.00	2,307.00	6,921.00	25.0%
Rental of Short-term Accommodations	352.00	0.00	0.00	352.00	0.0%
Office Start-up Costs	4.00	0.00	0.00	4.00	0.0%
Office Operations	7,035.00	248.30	1,755.93	5,279.07	25.0%
Total Office Allowances		248.30	4,062.93		
Operational Resources					
Operational Resources	--	339.42	781.37	--	--
Total Operational Resources		339.42	781.37		
Travel & Living Allowances					
House in Session	--	4,987.69	14,504.07	--	--
House Not in Session	--	0.00	0.00	--	--
Intra & Extra-Constituency Travel	27,954.00	2,235.77	2,791.00	25,163.00	10.0%
Total Travel & Living Allowances		7,223.46	17,295.07		
Constituency Allowance					
Constituency Allowance	1,407.00	370.88	540.40	866.60	38.4%
Total Constituency Allowance		370.88	540.40		
Total Expenditures		8,182.06	22,679.77		

---- End of Report ----



House of Assembly
Newfoundland and Labrador
Member Accountability and Disclosure Report
Expenditures Summarized by Category
01-Jun-11 to 30-Jun-11

POLLARD, KEVIN, MHA

Allowance Category	Expenditure Limit for Fiscal Year 2011/12 (Net of HST)	Expenditures Processed 01-Jun-11 to 30-Jun-11 (Net of HST)	Expenditures Year to Date 01-Apr-11 to 30-Jun-11 (Net of HST)	Funds Available (Net of HST)	Percent Expended to Date
Office Allowances					
Office Accommodations	12,000.00	0.00	3,000.00	9,000.00	25.0%
Rental of Short-term Accommodations	352.00	0.00	0.00	352.00	0.0%
Office Start-up Costs	673.00	0.00	0.00	673.00	0.0%
Office Operations	7,035.00	144.51	938.99	6,096.01	13.3%
Total Office Allowances		144.51	3,938.99		
Operational Resources					
Operational Resources	--	325.93	654.78	--	--
Total Operational Resources		325.93	654.78		
Travel & Living Allowances					
House in Session	--	2,739.50	5,404.66	--	--
House Not in Session	--	0.00	0.00	--	--
Intra & Extra-Constituency Travel	5,910.00	639.34	1,076.41	4,833.59	18.2%
Total Travel & Living Allowances		3,378.84	6,481.07		
Constituency Allowance					
Constituency Allowance	1,407.00	313.98	439.50	967.50	31.2%
Total Constituency Allowance		313.98	439.50		
Total Expenditures		4,163.26	11,514.34		

---- End of Report ----



House of Assembly
Newfoundland and Labrador
Member Accountability and Disclosure Report
Expenditures Summarized by Category
01-Jun-11 to 30-Jun-11

POTTLE, PATTY, MHA

Allowance Category	Expenditure Limit for Fiscal Year 2011/12 (Net of HST)	Expenditures Processed 01-Jun-11 to 30-Jun-11 (Net of HST)	Expenditures Year to Date 01-Apr-11 to 30-Jun-11 (Net of HST)	Funds Available (Net of HST)	Percent Expended to Date
Office Allowances					
Office Accommodations	6,195.00	0.00	0.00	6,195.00	0.0%
Rental of Short-term Accommodations	352.00	0.00	0.00	352.00	0.0%
Office Start-up Costs	737.00	0.00	0.00	737.00	0.0%
Office Operations	7,035.00	30.24	151.20	6,883.80	2.1%
Total Office Allowances		30.24	151.20		
Operational Resources					
Operational Resources	--	417.74	686.83	--	--
Total Operational Resources		417.74	686.83		
Travel & Living Allowances					
House in Session	--	1,327.64	8,530.14	--	--
House Not in Session	--	0.00	0.00	--	--
Intra & Extra-Constituency Travel	21,528.00	565.08	1,981.53	19,546.47	9.2%
Total Travel & Living Allowances		1,892.72	10,511.67		
Constituency Allowance					
Constituency Allowance	1,407.00	0.00	0.00	1,407.00	0.0%
Total Constituency Allowance		0.00	0.00		
Total Expenditures		2,340.70	11,349.70		

---- End of Report ----



House of Assembly
Newfoundland and Labrador
Member Accountability and Disclosure Report
Expenditures Summarized by Category
01-Jun-11 to 30-Jun-11

RIDGELY, BOB, MHA

Allowance Category	Expenditure Limit for Fiscal Year 2011/12 (Net of HST)	Expenditures Processed 01-Jun-11 to 30-Jun-11 (Net of HST)	Expenditures Year to Date 01-Apr-11 to 30-Jun-11 (Net of HST)	Funds Available (Net of HST)	Percent Expended to Date
Office Allowances					
Office Accommodations	6,195.00	0.00	0.00	6,195.00	0.0%
Rental of Short-term Accommodations	352.00	0.00	0.00	352.00	0.0%
Office Start-up Costs	--	0.00	0.00	--	--
Office Operations	7,035.00	0.00	66.12	6,968.88	0.9%
Total Office Allowances		0.00	66.12		
Operational Resources					
Operational Resources	--	96.12	174.18	--	--
Total Operational Resources		96.12	174.18		
Travel & Living Allowances					
House in Session	--	0.00	0.00	--	--
House Not in Session	--	0.00	0.00	--	--
Intra & Extra-Constituency Travel	3,518.00	0.00	0.00	3,518.00	0.0%
Total Travel & Living Allowances		0.00	0.00		
Constituency Allowance					
Constituency Allowance	1,407.00	0.00	0.00	1,407.00	0.0%
Total Constituency Allowance		0.00	0.00		
Total Expenditures		96.12	240.30		

---- End of Report ----



House of Assembly
Newfoundland and Labrador
Member Accountability and Disclosure Report
Expenditures Summarized by Category
01-Jun-11 to 30-Jun-11

SKINNER, SHAWN, MHA

Allowance Category	Expenditure Limit for Fiscal Year 2011/12 (Net of HST)	Expenditures Processed 01-Jun-11 to 30-Jun-11 (Net of HST)	Expenditures Year to Date 01-Apr-11 to 30-Jun-11 (Net of HST)	Funds Available (Net of HST)	Percent Expended to Date
Office Allowances					
Office Accommodations	6,195.00	0.00	0.00	6,195.00	0.0%
Rental of Short-term Accommodations	352.00	0.00	0.00	352.00	0.0%
Office Start-up Costs	--	0.00	0.00	--	--
Office Operations	7,035.00	0.00	0.00	7,035.00	0.0%
Total Office Allowances		0.00	0.00		
Operational Resources					
Operational Resources	--	236.24	257.43	--	--
Total Operational Resources		236.24	257.43		
Travel & Living Allowances					
House in Session	--	0.00	0.00	--	--
House Not in Session	--	0.00	0.00	--	--
Intra & Extra-Constituency Travel	3,518.00	0.00	0.00	3,518.00	0.0%
Total Travel & Living Allowances		0.00	0.00		
Constituency Allowance					
Constituency Allowance	1,407.00	0.00	0.00	1,407.00	0.0%
Total Constituency Allowance		0.00	0.00		
Total Expenditures		236.24	257.43		

---- End of Report ----



House of Assembly
Newfoundland and Labrador
Member Accountability and Disclosure Report
Expenditures Summarized by Category
01-Jun-11 to 30-Jun-11

SULLIVAN, SUSAN, MHA

Allowance Category	Expenditure Limit for Fiscal Year 2011/12 (Net of HST)	Expenditures Processed 01-Jun-11 to 30-Jun-11 (Net of HST)	Expenditures Year to Date 01-Apr-11 to 30-Jun-11 (Net of HST)	Funds Available (Net of HST)	Percent Expended to Date
Office Allowances					
Office Accommodations	7,488.00	0.00	1,872.00	5,616.00	25.0%
Rental of Short-term Accommodations	352.00	0.00	0.00	352.00	0.0%
Office Start-up Costs	331.00	0.00	0.00	331.00	0.0%
Office Operations	7,035.00	325.70	1,399.51	5,635.49	19.9%
Total Office Allowances		325.70	3,271.51		
Operational Resources					
Operational Resources	--	290.69	580.28	--	--
Total Operational Resources		290.69	580.28		
Travel & Living Allowances					
House in Session	--	774.56	4,274.20	--	--
House Not in Session	--	0.00	0.00	--	--
Intra & Extra-Constituency Travel	5,347.00	477.03	477.03	4,869.97	8.9%
Total Travel & Living Allowances		1,251.59	4,751.23		
Constituency Allowance					
Constituency Allowance	1,407.00	0.00	191.93	1,215.07	13.6%
Total Constituency Allowance		0.00	191.93		
Total Expenditures		1,867.98	8,794.95		

---- End of Report ----



House of Assembly
Newfoundland and Labrador
Member Accountability and Disclosure Report
Expenditures Summarized by Category
01-Jun-11 to 30-Jun-11

VERGE, WADE, MHA

Allowance Category	Expenditure Limit for Fiscal Year 2011/12 (Net of HST)	Expenditures Processed 01-Jun-11 to 30-Jun-11 (Net of HST)	Expenditures Year to Date 01-Apr-11 to 30-Jun-11 (Net of HST)	Funds Available (Net of HST)	Percent Expended to Date
Office Allowances					
Office Accommodations	6,195.00	0.00	0.00	6,195.00	0.0%
Rental of Short-term Accommodations	352.00	0.00	25.22	326.78	7.2%
Office Start-up Costs	--	0.00	0.00	--	--
Office Operations	7,035.00	75.00	238.12	6,796.88	3.4%
Total Office Allowances		75.00	263.34		
Operational Resources					
Operational Resources	--	292.58	647.57	--	--
Total Operational Resources		292.58	647.57		
Travel & Living Allowances					
House in Session	--	971.36	7,519.95	--	--
House Not in Session	--	0.00	494.13	--	--
Intra & Extra-Constituency Travel	5,394.00	59.44	853.25	4,540.75	15.8%
Total Travel & Living Allowances		1,030.80	8,867.33		
Constituency Allowance					
Constituency Allowance	1,407.00	167.30	668.71	738.29	47.5%
Total Constituency Allowance		167.30	668.71		
Total Expenditures		1,565.68	10,446.95		

---- End of Report ----



House of Assembly
Newfoundland and Labrador
Member Accountability and Disclosure Report
Expenditures Summarized by Category
01-Jun-11 to 30-Jun-11

WISEMAN, ROSS, MHA

Allowance Category	Expenditure Limit for Fiscal Year 2011/12 (Net of HST)	Expenditures Processed 01-Jun-11 to 30-Jun-11 (Net of HST)	Expenditures Year to Date 01-Apr-11 to 30-Jun-11 (Net of HST)	Funds Available (Net of HST)	Percent Expended to Date
Office Allowances					
Office Accommodations	18,080.00	0.00	4,520.01	13,559.99	25.0%
Rental of Short-term Accommodations	352.00	0.00	0.00	352.00	0.0%
Office Start-up Costs	--	0.00	0.00	--	--
Office Operations	7,035.00	743.17	1,393.61	5,641.39	19.8%
Total Office Allowances		743.17	5,913.62		
Operational Resources					
Operational Resources	--	224.88	513.30	--	--
Total Operational Resources		224.88	513.30		
Travel & Living Allowances					
House in Session	--	536.18	2,473.92	--	--
House Not in Session	--	0.00	0.00	--	--
Intra & Extra-Constituency Travel	4,784.00	641.84	959.42	3,824.58	20.1%
Total Travel & Living Allowances		1,178.02	3,433.34		
Constituency Allowance					
Constituency Allowance	1,407.00	159.88	193.59	1,213.41	13.8%
Total Constituency Allowance		159.88	193.59		
Total Expenditures		2,305.95	10,053.85		

---- End of Report ----



House of Assembly
Newfoundland and Labrador
Member Accountability and Disclosure Report
Expenditures Summarized by Category
01-Jun-11 to 30-Jun-11

YOUNG, WALLACE, MHA

Allowance Category	Expenditure Limit for Fiscal Year 2011/12 (Net of HST)	Expenditures Processed 01-Jun-11 to 30-Jun-11 (Net of HST)	Expenditures Year to Date 01-Apr-11 to 30-Jun-11 (Net of HST)	Funds Available (Net of HST)	Percent Expended to Date
Office Allowances					
Office Accommodations	6,195.00	0.00	0.00	6,195.00	0.0%
Rental of Short-term Accommodations	352.00	0.00	0.00	352.00	0.0%
Office Start-up Costs	--	0.00	0.00	--	--
Office Operations	7,035.00	114.43	317.88	6,717.12	4.5%
Total Office Allowances		114.43	317.88		
Operational Resources					
Operational Resources	--	109.52	291.81	--	--
Total Operational Resources		109.52	291.81		
Travel & Living Allowances					
House in Session	--	1,647.55	8,446.11	--	--
House Not in Session	--	518.57	518.57	--	--
Intra & Extra-Constituency Travel	5,910.00	263.11	1,318.77	4,591.23	22.3%
Total Travel & Living Allowances		2,429.23	10,283.45		
Constituency Allowance					
Constituency Allowance	1,407.00	121.08	153.65	1,253.35	10.9%
Total Constituency Allowance		121.08	153.65		
Total Expenditures		2,774.26	11,046.79		

---- End of Report ----

**House of Assembly Management Commission
Briefing Note**

Title: **Financial Reports - April 1, 2011 to September 30, 2011**

Issue: **Review of:**

- 1. Financial Performance of the Legislature; and**
- 2. Approved Allocations and Actual Expenditures of Members of the House of Assembly.**

Background:

- Paragraph 20(5)(a) of the *House of Assembly Accountability, Integrity and Administration Act* (the Act) states that the House of Assembly Management Commission shall “regularly, and at least quarterly, review the financial performance of the House of Assembly as well as the actual expenditures of members compared with approved allocations.”
- The details of the financial performance of the Legislature (excluding the Office of the Auditor General) are included in the attached Statement of Revenue and Expenditure for the six-month period ended September 30, 2011. The reports show the actual expenditures and revenues for the fiscal year. All known savings or overruns over budgeted amounts are identified in the report and explanations are provided for significant amounts.
- The details of the financial performance of the Office of the Auditor General are shown on a separate Statement of Revenue and Expenditure for the six-month period ended September 30, 2011. The reports show the actual expenditures and revenues for the fiscal year. All known savings or overruns over budgeted amounts are identified in the report and explanations are provided for any significant amounts.
- The actual expenditures compared with the approved allocations for each Member are included in the Members’ Expenditures Summarized by Category reports for the period April 1, 2011 to September 30, 2011. The Reports include the expenditures for September in the column entitled “Expenditures Processed 01-Sep-11 to 30-Sep-11 (Net of HST)” and the expenditures for the first two quarters of the year in the column entitled “Expenditures Year to Date 01-Apr-11 to 30-Sep-11 (Net of HST)”.

Analysis:

Legal Consultation:
Not applicable

Internal Consultation(s):

Not applicable

External Consultation(s):

Not applicable

Comparison to Government Policy:

Not applicable

Financial Impact:

Not applicable

Legislative Impact:

Not applicable

Options:

Not applicable

Status:

Not applicable

Action Required:

- For review purposes

Prepared by: Wanda Lee Mercer

Approved by: William MacKenzie

Approved by:

Date: December 5, 2011

Attachments:

1. Statement of Revenue and Expenditure – Legislature (excluding the Office of the Auditor General)
2. Statement of Revenue and Expenditure – Office of the Auditor General
3. Member Accountability and Disclosure Reports



LEGISLATURE (excluding The Office of the Auditor General)
STATEMENT OF REVENUE AND EXPENDITURE
For the Period 1 April 2011 to 30 September 2011
Unaudited

	Original Estimates	Operating Budget	Expenditures Plus Encumbrances & Revenues	Projected Total Expenditures & Revenue	Projected Savings (Over- runs) from Original Budget	Projected Savings (Over-runs) from Operating Budget
1.1.01. ADMINISTRATIVE SUPPORT						
01. Salaries	1,921,400	1,921,400	919,354	1,903,400	18,000	18,000
02. Employee Benefits	7,000	7,000	3,661	7,000	-	-
03. Transportation and Communications	69,800	69,800	61,280	69,800	-	-
04. Supplies	46,200	46,200	14,058	46,200	-	-
05. Professional Services	220,000	220,000	58,086	220,000	-	-
06. Purchased Services	112,000	112,000	18,951	112,000	-	-
07. Property, Furnishings and Equipment	180,000	180,000	15,084	180,000	-	-
	<u>2,556,400</u>	<u>2,556,400</u>	<u>1,090,474</u>	<u>2,538,400</u>	<u>18,000</u>	<u>18,000</u>
02. Revenue - Provincial	-	-	(115)	(115)	115	115
Total: Administrative Support	<u>2,556,400</u>	<u>2,556,400</u>	<u>1,090,359</u>	<u>2,538,285</u>	<u>18,115</u>	<u>18,115</u>

1. Projected savings due to temporary vacancy and hiring on a lower scale, offset by unbudgeted cost of severance payments.



LEGISLATURE (excluding The Office of the Auditor General)
STATEMENT OF REVENUE AND EXPENDITURE
For the Period 1 April 2011 to 30 September 2011
Unaudited

	Original Estimates	Operating Budget	Expenditures Plus Encumbrances & Revenues	Projected Total Expenditures & Revenue	Projected Savings (Over- runs) from Original Budget		Projected Savings (Over-runs) from Operating Budget
1.1.02. LEGISLATIVE LIBRARY AND RECORDS MANAGEMENT							
01. Salaries	731,000	731,000	370,099	731,000	-		-
02. Employee Benefits	3,700	3,700	2,533	3,700	-		-
03. Transportation and Communications	16,700	16,700	5,849	12,700	4,000	1	4,000
04. Supplies	59,400	59,400	37,443	59,400	-		-
05. Professional Services	7,200	7,200	-	10,200	(3,000)	2	(3,000)
06. Purchased Services	17,900	17,900	5,755	17,900	-		-
07. Property, Furnishings and Equipment	-	-	-	-	-		-
Total: Legislative Library and Records Management	835,900	835,900	421,680	834,900	1,000		1,000

1. Projected savings as travel expenditures for conferences were less than anticipated at budget time.

2. Projected overrun as funds are required for vulnerability assessment of the web launch for the Library Catalogue.



LEGISLATURE (excluding The Office of the Auditor General)
STATEMENT OF REVENUE AND EXPENDITURE
For the Period 1 April 2011 to 30 September 2011
Unaudited

	Original Estimates	Operating Budget	Expenditures Plus Encumbrances & Revenues	Projected Total Expenditures & Revenue	Projected Savings (Over- runs) from Original Budget		Projected Savings (Over-runs) from Operating Budget
1.1.03. HANSARD AND THE BROADCAST CENTRE							
01. Salaries	654,100	654,100	319,390	654,100	-		-
02. Employee Benefits	1,500	1,500	1,100	1,500	-		-
03. Transportation and Communications	14,000	14,000	6,717	12,000	2,000	1	2,000
04. Supplies	9,000	9,000	2,587	9,000	-		-
05. Professional Services	25,000	25,000	-	25,000	-		-
06. Purchased Services	301,700	301,700	118,496	231,700	70,000	2	70,000
07. Property, Furnishings and Equipment	25,000	25,000	10,038	95,000	(70,000)	3	(70,000)
Total: Hansard and the Broadcast Centre	1,030,300	1,030,300	458,328	1,028,300	2,000		2,000

1. Projected savings as travel expenditures for conferences were less than anticipated at budget time.

2. Projected savings related to satellite charges as sitting days for the House of Assembly and Commission are anticipated to be less than days budgeted.

3. Projected overrun related to partial replacement of broadcast equipment.



LEGISLATURE (excluding The Office of the Auditor General)
STATEMENT OF REVENUE AND EXPENDITURE
For the Period 1 April 2011 to 30 September 2011
Unaudited

	Original Estimates	Operating Budget	Expenditures Plus Encumbrances & Revenues	Projected Total Expenditures & Revenue		Projected Savings (Over- runs) from Original Budget		Projected Savings (Over-runs) from Operating Budget
1.1.04. MEMBERS' RESOURCES								
01. Salaries	6,174,400	6,174,400	2,974,941	7,002,600		(828,200)	1	(828,200)
03. Transportation and Communications	5,000	5,000	-	5,000		-		-
06. Purchased Services	10,000	10,000	3,650	10,000		-		-
09. Allowances and Assistance	2,829,000	2,829,000	792,048	1,629,000		1,200,000	2	1,200,000
	9,018,400	9,018,400	3,770,639	8,646,600	-	371,800		371,800
02. Revenue - Provincial	-	-	(63,788)	(63,788)		63,788		63,788
Total: Members' Resources	9,018,400	9,018,400	3,706,851	8,582,812	-	435,588	-	435,588

1. Projected overruns due to unbudgeted costs of severance payments and paid leave.

2. Projected savings as expenditures for Allowances & Assistance are expected to be less than budgeted as Members did not avail of maximum allowable funds.



LEGISLATURE (excluding The Office of the Auditor General)
STATEMENT OF REVENUE AND EXPENDITURE
For the Period 1 April 2011 to 30 September 2011
Unaudited

	Original Estimates	Operating Budget	Expenditures Plus Encumbrances & Revenues	Projected Total Expenditures & Revenue	Projected Savings (Over- runs) from Original Budget		Projected Savings (Over-runs) from Operating Budget
1.1.05. HOUSE OPERATIONS							
01. Salaries	311,700	311,700	144,500	303,700	8,000	1	8,000
02. Employee Benefits	9,900	9,900	1,500	9,900	-		-
03. Transportation and Communications	145,600	145,600	30,666	145,600	-		-
04. Supplies	20,500	20,500	5,309	20,500	-		-
05. Professional Services	3,900	3,900	240	3,900	-		-
06. Purchased Services	47,000	47,000	3,865	47,000	-		-
07. Property, Furnishings and Equipment	1,700	1,700	-	1,700	-		-
10. Grants and Subsidies	13,300	13,300	668	13,300	-		-
Total: House Operations	553,600	553,600	186,747	545,600	8,000		8,000

1. Projected savings as payments to external committee members were less than anticipated, partially offset by severance payment.



LEGISLATURE (excluding The Office of the Auditor General)
STATEMENT OF REVENUE AND EXPENDITURE
For the Period 1 April 2011 to 30 September 2011
Unaudited

	Original Estimates	Operating Budget	Expenditures Plus Encumbrances & Revenues	Projected Total Expenditures & Revenue	Projected Savings (Over- runs) from Original Budget	Projected Savings (Over-runs) from Operating Budget
1.1.06. GOVERNMENT MEMBERS CAUCUS						
01. Salaries	718,300	718,300	331,830	718,300	-	-
02. Employee Benefits	2,000	2,000	497	2,000	-	-
03. Transportation and Communications	33,600	33,600	10,482	33,600	-	-
04. Supplies	14,100	14,100	3,357	14,100	-	-
06. Purchased Services	11,500	11,500	6,662	11,500	-	-
07. Property, Furnishings and Equipment	4,400	4,400	290	4,400	-	-
10. Grants and Subsidies	53,300	53,300	28,037	53,300	-	-
Total: Government Members Caucus	837,200	837,200	381,154	837,200	-	-



LEGISLATURE (excluding The Office of the Auditor General)
STATEMENT OF REVENUE AND EXPENDITURE
For the Period 1 April 2011 to 30 September 2011
Unaudited

	Original Estimates	Operating Budget	Expenditures Plus Encumbrances & Revenues	Projected Total Expenditures & Revenue	Projected Savings (Over- runs) from Original Budget	Projected Savings (Over-runs) from Operating Budget
1.1.07. OFFICIAL OPPOSITION CAUCUS						
01. Salaries	718,300	718,300	402,708	772,100	(53,800) ¹	(53,800)
02. Employee Benefits	1,600	1,950	1,941	1,950	(350)	-
03. Transportation and Communications	67,000	67,000	26,824	67,000	-	-
04. Supplies	16,600	16,250	6,937	16,250	350	-
06. Purchased Services	16,600	16,600	9,716	16,600	-	-
07. Property, Furnishings and Equipment	3,700	3,700	180	3,700	-	-
10. Grants and Subsidies	10,200	10,200	5,340	10,200	-	-
Total: Official Opposition Caucus	834,000	834,000	453,646	887,800	(53,800)	(53,800)

1. Projected overrun due to unbudgeted cost of severance payments.



LEGISLATURE (excluding The Office of the Auditor General)
STATEMENT OF REVENUE AND EXPENDITURE
For the Period 1 April 2011 to 30 September 2011
Unaudited

	Original Estimates	Operating Budget	Expenditures Plus Encumbrances & Revenues	Projected Total Expenditures & Revenue	Projected Savings (Over- runs) from Original Budget		Projected Savings (Over-runs) from Operating Budget
1.1.08. THIRD PARTY CAUCUS							
01. Salaries	349,500	349,500	186,700	368,500	(19,000)	1	(19,000)
02. Employee Benefits	800	800	-	800	-		-
03. Transportation and Communications	22,200	22,200	10,585	22,200	-		-
04. Supplies	7,800	7,800	1,537	7,800	-		-
06. Purchased Services	5,000	5,000	1,300	5,000	-		-
07. Property, Furnishings and Equipment	1,800	1,800	120	1,800	-		-
10. Grants and Subsidies	10,200	10,200	5,340	10,200	-		-
Total: Third Party Caucus	397,300	397,300	205,581	416,300	(19,000)		(19,000)
1. Projected overrun due to unbudgeted cost of severance payments.							
TOTAL HOUSE OF ASSEMBLY	16,063,100	16,063,100	6,904,346	15,671,197	-		391,903



LEGISLATURE (excluding The Office of the Auditor General)
STATEMENT OF REVENUE AND EXPENDITURE
For the Period 1 April 2011 to 30 September 2011
Unaudited

	Original Estimates	Operating Budget	Expenditures Plus Encumbrances & Revenues	Projected Total Expenditures & Revenue	Projected Savings (Over- runs) from Original Budget	Projected Savings (Over-runs) from Operating Budget
3.1.01. OFFICE OF THE CHIEF ELECTORAL OFFICER						
01. Salaries	3,319,500	3,319,500	1,011,741	3,319,500	-	-
02. Employee Benefits	5,000	5,000	1,472	5,000	-	-
03. Transportation and Communications	720,200	720,200	286,248	720,200	-	-
04. Supplies	69,600	69,600	61,257	69,600	-	-
05. Professional Services	65,000	65,000	15,000	65,000	-	-
06. Purchased Services	992,800	992,800	613,539	992,800	-	-
07. Property, Furnishings and Equipment	69,500	69,500	43,364	69,500	-	-
10. Grants and Subsidies	450,000	450,000	-	450,000	-	-
	5,691,600	5,691,600	2,032,621	5,691,600	-	-
02. Revenue - Provincial		-	(15)	(15)	15	15
Total: Office of the Chief Electoral Officer	5,691,600	5,691,600	2,032,606	5,691,585	15	15



LEGISLATURE (excluding The Office of the Auditor General)
STATEMENT OF REVENUE AND EXPENDITURE
For the Period 1 April 2011 to 30 September 2011
Unaudited

	Original Estimates	Operating Budget	Expenditures Plus Encumbrances & Revenues	Projected Total Expenditures & Revenue	Projected Savings (Over- runs) from Original Budget		Projected Savings (Over-runs) from Operating Budget
4.1.01. OFFICE OF THE CITIZENS' REPRESENTATIVE							
01. Salaries	617,800	617,800	320,740	629,800	(12,000)	1	(12,000)
02. Employee Benefits	4,000	4,000	738	4,000	-		-
03. Transportation and Communications	64,200	64,200	12,229	64,200	-		-
04. Supplies	10,000	10,000	2,388	10,000	-		-
05. Professional Services	50,000	50,000	1,811	45,600	4,400	3	4,400
06. Purchased Services	92,500	92,500	91,269	96,900	(4,400)	4	(4,400)
07. Property, Furnishings and Equipment	5,000	5,000	100	5,000	-		-
Total: Office of the Citizens' Representative	843,500	843,500	429,275	855,500	(12,000)		(12,000)

1. Projected overrun due to hiring of temporary employee.

3. Projected savings as legal and consulting fees are less than anticipated at budget time.

4. Projected overruns due to unbudgeted costs of office renovations.



LEGISLATURE (excluding The Office of the Auditor General)
STATEMENT OF REVENUE AND EXPENDITURE
For the Period 1 April 2011 to 30 September 2011
Unaudited

	Original Estimates	Operating Budget	Expenditures Plus Encumbrances & Revenues	Projected Total Expenditures & Revenue	Projected Savings (Over- runs) from Original Budget	Projected Savings (Over-runs) from Operating Budget
5.1.01. OFFICE OF THE CHILD AND YOUTH ADVOCATE						
01. Salaries	993,900	993,900	463,841	993,900	-	-
02. Employee Benefits	5,000	5,000	1,510	5,000	-	-
03. Transportation and Communications	85,000	85,000	15,241	40,000	45,000 ¹	45,000
04. Supplies	10,000	10,000	6,190	10,000	-	-
05. Professional Services	30,000	30,000	5,300	30,000	-	-
06. Purchased Services	203,300	203,300	131,438	203,300	-	-
07. Property, Furnishings and Equipment	5,000	5,000	5,052	5,000	-	-
Total: Office of the Child and Youth Advocate	1,332,200	1,332,200	628,572	1,287,200	45,000	45,000

1. Projected savings as travel to advocacy clinics is less than anticipated at budget time.



LEGISLATURE (excluding The Office of the Auditor General)
STATEMENT OF REVENUE AND EXPENDITURE
For the Period 1 April 2011 to 30 September 2011
Unaudited

	Original Estimates	Operating Budget	Expenditures Plus Encumbrances & Revenues	Projected Total Expenditures & Revenue	Projected Savings (Over- runs) from Original Budget		Projected Savings (Over-runs) from Operating Budget
6.1.01. OFFICE OF THE INFORMATION AND PRIVACY COMMISSIONER							
01. Salaries	887,200	887,200	486,081	959,200	(72,000)	1	(72,000)
02. Employee Benefits	18,800	18,800	8,004	8,700	10,100	2	10,100
03. Transportation and Communications	79,700	79,700	14,972	19,500	60,200	3	60,200
04. Supplies	16,300	16,300	5,485	16,300	-		-
05. Professional Services	95,000	95,000	26,770	74,800	20,200	4	20,200
06. Purchased Services	102,400	102,400	84,294	92,400	10,000	5	10,000
07. Property, Furnishings and Equipment	5,000	5,000	-	3,000	2,000	6	2,000
Total: Office of the Information and Commissioner	1,204,400	1,204,400	625,606	1,173,900	30,500		30,500
<p>1. Projected overrun due to hiring of temporary employees. 2. Projected savings as conference registrations were less than anticipated at budget time. 3. Projected savings as lower travel for presentations, conferences, investigations and training than anticipated at budget time. 4. Projected savings as legal and external consultants costs are less than anticipated at budget time. 5. Projected savings as less printing costs and rental room rentals than anticipated at budget time. 6. Projected savings due to less purchases of computers and office furniture than anticipated at budget time.</p>							
TOTAL LEGISLATURE (Excluding the Office of Auditor General)	25,134,800	25,134,800	10,620,404	24,679,382	-		455,418

—

—

—

—

—
—

—

—

—
—

—
—

—
—

—
—

—
—

—
—
—

—

—

—

—

—

—

—



OFFICE OF THE AUDITOR GENERAL
STATEMENT OF REVENUE AND EXPENDITURE
For the Period 1 April 2011 to 30 September 2011
Unaudited

	Original Estimates	Operating Budget	Actual Expenditures and Revenue	Projected Total Expenditures and Revenue	Projected Savings (Over- runs) from Original Budget	Projected Savings (Over- runs) from Operating Budget
2.1.01. EXECUTIVE SUPPORT						
01. Salaries	228,000	228,000	93,363	199,500	28,500 ¹	28,500
01. Salaries (Statutory)	159,200	159,200	384,917	460,500	(301,300) ²	(301,300)
02. Employee Benefits	5,000	5,000	2,477	5,000	-	-
03. Transportation and Communications	27,000	27,000	6,981	27,000	-	-
05. Professional Services	10,000	10,000	-	10,000	-	-
06. Purchased Services	1,000	1,000	693	1,000	-	-
Total: Executive Support	430,200	430,200	488,431	703,000	(272,800)	(272,800)

¹ Salaries: projected savings due to hiring of Auditor General and Deputy Auditor General at a lower level.

² Salaries (Statutory): projected overrun due to retirement payout.



OFFICE OF THE AUDITOR GENERAL
STATEMENT OF REVENUE AND EXPENDITURE
For the Period 1 April 2011 to 30 September 2011
Unaudited

	Original Estimates	Operating Budget	Actual Expenditures and Revenue	Projected Total Expenditures and Revenue	Projected Savings (Over- runs) from Original Budget	Projected Savings (Over- runs) from Operating Budget
2.1.02. ADMINISTRATIVE SUPPORT						
01. Salaries	193,600	193,600	96,242	193,600	-	-
02. Employee Benefits	8,500	8,500	4,686	8,500	-	-
03. Transportation and Communications	41,600	41,600	28,397	41,600	-	-
04. Supplies	113,600	113,600	42,758	113,600	-	-
05. Professional Services	10,000	10,000	390	10,000	-	-
06. Purchased Services	204,700	204,700	176,408	204,700	-	-
07. Property, Furnishings and Equipment	52,800	52,800	31,105	52,800	-	-
Total: Administrative Support	624,800	624,800	379,986	624,800	-	-



OFFICE OF THE AUDITOR GENERAL
STATEMENT OF REVENUE AND EXPENDITURE
For the Period 1 April 2011 to 30 September 2011
Unaudited

	Original Estimates	Operating Budget	Actual Expenditures and Revenue	Projected Total Expenditures and Revenue	Projected Savings (Over- runs) from Original Budget	Projected Savings (Over- runs) from Operating Budget
2.1.03. AUDIT OPERATIONS						
01. Salaries	2,624,400	2,579,400	1,304,386	2,651,500	(27,100) ¹	(72,100)
02. Employee Benefits	63,500	63,500	58,079	63,500	-	-
03. Transportation and Communications	72,500	72,500	40,929	72,500	-	-
05. Professional Services	10,000	55,000	46,393	46,500	(36,500) ²	8,500
	2,770,400	2,770,400	1,449,787	2,834,000	(63,600)	(63,600)
02. Revenue - Provincial	(222,700)	(222,700)	(27,650)	(222,700)	-	-
Total: Audit Operations	2,547,700	2,547,700	1,422,137	2,611,300	(63,600)	(63,600)
¹ Salaries: projected retirement payouts.						
² Professional Services: projected overrun due to hiring of contractual auditors from auditing firm.						
Total: OFFICE OF THE AUDITOR GENERAL	3,602,700	3,602,700	2,290,554	3,939,100	(336,400)	(336,400)



House of Assembly
Newfoundland and Labrador
Member Accountability and Disclosure Report
Expenditures Summarized by Category
01-Sep-11 to 30-Sep-11

BAKER, JIM, MHA

Allowance Category	Expenditure Limit for Fiscal Year 2011/12 (Net of HST)	Expenditures Processed 01-Sep-11 to 30-Sep-11 (Net of HST)	Expenditures Year to Date 01-Apr-11 to 30-Sep-11 (Net of HST)	Funds Available (Net of HST)	Percent Expended to Date
Office Allowances					
Office Accommodations	6,195.00	0.00	0.00	6,195.00	0.0%
Rental of Short-term Accommodations	352.00	0.00	0.00	352.00	0.0%
Office Start-up Costs	--	0.00	0.00	--	--
Office Operations	7,035.00	45.00	794.00	6,241.00	11.3%
Total Office Allowances		45.00	794.00		
Operational Resources					
Operational Resources	--	193.59	1,203.81	--	--
Total Operational Resources		193.59	1,203.81		
Travel & Living Allowances					
House in Session	--	0.00	10,952.82	--	--
House Not in Session	--	1,572.91	2,922.76	--	--
Intra & Extra-Constituency Travel	4,503.00	0.00	0.00	4,503.00	0.0%
Total Travel & Living Allowances		1,572.91	13,875.58		
Constituency Allowance					
Constituency Allowance	1,407.00	0.00	0.00	1,407.00	0.0%
Total Constituency Allowance		0.00	0.00		
Total Expenditures		1,811.50	15,873.39		

---- End of Report ----



House of Assembly
Newfoundland and Labrador
Member Accountability and Disclosure Report
Expenditures Summarized by Category
01-Sep-11 to 30-Sep-11

BRAZIL, DAVID, MHA

Allowance Category	Expenditure Limit for Fiscal Year 2011/12 (Net of HST)	Expenditures Processed 01-Sep-11 to 30-Sep-11 (Net of HST)	Expenditures Year to Date 01-Apr-11 to 30-Sep-11 (Net of HST)	Funds Available (Net of HST)	Percent Expended to Date
Office Allowances					
Office Accommodations	6,195.00	0.00	0.00	6,195.00	0.0%
Rental of Short-term Accommodations	352.00	175.00	350.00	2.00	99.4%
Office Start-up Costs	259.00	0.00	25.63	233.37	9.9%
Office Operations	7,035.00	758.65	1,690.83	5,344.17	24.0%
Total Office Allowances		933.65	2,066.46		
Operational Resources					
Operational Resources	--	209.75	993.42	--	--
Total Operational Resources		209.75	993.42		
Travel & Living Allowances					
House in Session	--	0.00	0.00	--	--
House Not in Session	--	0.00	0.00	--	--
Intra & Extra-Constituency Travel	4,503.00	0.00	544.64	3,958.36	12.1%
Total Travel & Living Allowances		0.00	544.64		
Constituency Allowance					
Constituency Allowance	1,407.00	560.35	828.71	578.29	58.9%
Total Constituency Allowance		560.35	828.71		
Total Expenditures		1,703.75	4,433.23		

---- End of Report ----



House of Assembly
Newfoundland and Labrador
Member Accountability and Disclosure Report
Expenditures Summarized by Category
01-Sep-11 to 30-Sep-11

BUCKINGHAM, Ed

Allowance Category	Expenditure Limit for Fiscal Year 2011/12 (Net of HST)	Expenditures Processed 01-Sep-11 to 30-Sep-11 (Net of HST)	Expenditures Year to Date 01-Apr-11 to 30-Sep-11 (Net of HST)	Funds Available (Net of HST)	Percent Expended to Date
Office Allowances					
Office Accommodations	6,195.00	0.00	0.00	6,195.00	0.0%
Rental of Short-term Accommodations	352.00	0.00	0.00	352.00	0.0%
Office Start-up Costs	565.00	0.00	0.00	565.00	0.0%
Office Operations	7,035.00	509.60	1,528.80	5,506.20	21.7%
Total Office Allowances		509.60	1,528.80		
Operational Resources					
Operational Resources	--	198.88	1,482.28	--	--
Total Operational Resources		198.88	1,482.28		
Travel & Living Allowances					
House in Session	--	0.00	0.00	--	--
House Not in Session	--	0.00	0.00	--	--
Intra & Extra-Constituency Travel	3,518.00	0.00	0.00	3,518.00	0.0%
Total Travel & Living Allowances		0.00	0.00		
Constituency Allowance					
Constituency Allowance	1,407.00	0.00	167.02	1,239.98	11.9%
Total Constituency Allowance		0.00	167.02		
Total Expenditures		708.48	3,178.10		

---- End of Report ----



House of Assembly
Newfoundland and Labrador
Member Accountability and Disclosure Report
Expenditures Summarized by Category
01-Sep-11 to 30-Sep-11

BURKE, JOAN, MHA

Allowance Category	Expenditure Limit for Fiscal Year 2011/12 (Net of HST)	Expenditures Processed 01-Sep-11 to 30-Sep-11 (Net of HST)	Expenditures Year to Date 01-Apr-11 to 30-Sep-11 (Net of HST)	Funds Available (Net of HST)	Percent Expended to Date
Office Allowances					
Office Accommodations	6,195.00	0.00	0.00	6,195.00	0.0%
Rental of Short-term Accommodations	352.00	0.00	0.00	352.00	0.0%
Office Start-up Costs	--	0.00	0.00	--	--
Office Operations	7,035.00	63.84	1,397.02	5,637.98	19.9%
Total Office Allowances		63.84	1,397.02		
Operational Resources					
Operational Resources	--	342.47	2,109.83	--	--
Total Operational Resources		342.47	2,109.83		
Travel & Living Allowances					
House in Session	--	0.00	5,036.44	--	--
House Not in Session	--	0.00	0.00	--	--
Intra & Extra-Constituency Travel	4,503.00	0.00	1,021.96	3,481.04	22.7%
Total Travel & Living Allowances		0.00	6,058.40		
Constituency Allowance					
Constituency Allowance	1,407.00	0.00	0.00	1,407.00	0.0%
Total Constituency Allowance		0.00	0.00		
Total Expenditures					
		406.31	9,565.25		

---- End of Report ----



House of Assembly
Newfoundland and Labrador
Member Accountability and Disclosure Report
Expenditures Summarized by Category
01-Sep-11 to 30-Sep-11

BUTLER, ROLAND, MHA

Allowance Category	Expenditure Limit for Fiscal Year 2011/12 (Net of HST)	Expenditures Processed 01-Sep-11 to 30-Sep-11 (Net of HST)	Expenditures Year to Date 01-Apr-11 to 30-Sep-11 (Net of HST)	Funds Available (Net of HST)	Percent Expended to Date
Office Allowances					
Office Accommodations	10,285.00	857.08	5,142.48	5,142.52	50.0%
Rental of Short-term Accommodations	352.00	0.00	0.00	352.00	0.0%
Office Start-up Costs	--	0.00	0.00	--	--
Office Operations	7,035.00	0.00	17.96	7,017.04	0.3%
Total Office Allowances		857.08	5,160.44		
Operational Resources					
Operational Resources	--	291.87	1,285.67	--	--
Total Operational Resources		291.87	1,285.67		
Travel & Living Allowances					
House in Session	--	0.00	5,143.53	--	--
House Not in Session	--	642.11	2,747.95	--	--
Intra & Extra-Constituency Travel	4,503.00	99.68	279.15	4,223.85	6.2%
Total Travel & Living Allowances		741.79	8,170.63		
Constituency Allowance					
Constituency Allowance	1,407.00	0.00	269.68	1,137.32	19.2%
Total Constituency Allowance		0.00	269.68		
Total Expenditures		1,890.74	14,886.42		

---- End of Report ----



House of Assembly
Newfoundland and Labrador
Member Accountability and Disclosure Report
Expenditures Summarized by Category
01-Sep-11 to 30-Sep-11

COLLINS, FELIX, MHA

Allowance Category	Expenditure Limit for Fiscal Year 2011/12 (Net of HST)	Expenditures Processed 01-Sep-11 to 30-Sep-11 (Net of HST)	Expenditures Year to Date 01-Apr-11 to 30-Sep-11 (Net of HST)	Funds Available (Net of HST)	Percent Expended to Date
Office Allowances					
Office Accommodations	6,195.00	0.00	0.00	6,195.00	0.0%
Rental of Short-term Accommodations	352.00	0.00	0.00	352.00	0.0%
Office Start-up Costs	--	0.00	0.00	--	--
Office Operations	7,035.00	882.75	3,960.36	3,074.64	56.3%
Total Office Allowances		882.75	3,960.36		
Operational Resources					
Operational Resources	--	190.17	518.73	--	--
Total Operational Resources		190.17	518.73		
Travel & Living Allowances					
House in Session	--	0.00	129.45	--	--
House Not in Session	--	0.00	102.67	--	--
Intra & Extra-Constituency Travel	6,754.00	0.00	0.00	6,754.00	0.0%
Total Travel & Living Allowances		0.00	232.12		
Constituency Allowance					
Constituency Allowance	1,407.00	229.01	401.90	1,005.10	28.6%
Total Constituency Allowance		229.01	401.90		
Total Expenditures		1,301.93	5,113.11		

---- End of Report ----



House of Assembly
Newfoundland and Labrador
Member Accountability and Disclosure Report
Expenditures Summarized by Category
01-Sep-11 to 30-Sep-11

COLLINS, SANDY, MHA

Allowance Category	Expenditure Limit for Fiscal Year 2011/12 (Net of HST)	Expenditures Processed 01-Sep-11 to 30-Sep-11 (Net of HST)	Expenditures Year to Date 01-Apr-11 to 30-Sep-11 (Net of HST)	Funds Available (Net of HST)	Percent Expended to Date
Office Allowances					
Office Accommodations	6,195.00	500.00	3,000.00	3,195.00	48.4%
Rental of Short-term Accommodations	352.00	0.00	0.00	352.00	0.0%
Office Start-up Costs	326.00	0.00	0.00	326.00	0.0%
Office Operations	7,035.00	244.29	1,016.84	6,018.16	14.5%
Total Office Allowances		744.29	4,016.84		
Operational Resources					
Operational Resources	--	545.34	2,459.23	--	--
Total Operational Resources		545.34	2,459.23		
Travel & Living Allowances					
House in Session	--	0.00	4,409.64	--	--
House Not in Session	--	0.00	762.33	--	--
Intra & Extra-Constituency Travel	6,003.00	553.34	4,733.06	1,269.94	78.8%
Total Travel & Living Allowances		553.34	9,905.03		
Constituency Allowance					
Constituency Allowance	1,407.00	58.58	1,172.21	234.79	83.3%
Total Constituency Allowance		58.58	1,172.21		
Total Expenditures		1,901.55	17,553.31		

---- End of Report ----



House of Assembly
Newfoundland and Labrador
Member Accountability and Disclosure Report
Expenditures Summarized by Category
01-Sep-11 to 30-Sep-11

CORNECT, TONY, MHA

Allowance Category	Expenditure Limit for Fiscal Year 2011/12 (Net of HST)	Expenditures Processed 01-Sep-11 to 30-Sep-11 (Net of HST)	Expenditures Year to Date 01-Apr-11 to 30-Sep-11 (Net of HST)	Funds Available (Net of HST)	Percent Expended to Date
Office Allowances					
Office Accommodations	11,748.00	979.00	5,874.00	5,874.00	50.0%
Rental of Short-term Accommodations	352.00	0.00	0.00	352.00	0.0%
Office Start-up Costs	--	0.00	0.00	--	--
Office Operations	7,035.00	63.84	2,900.38	4,134.62	41.2%
Total Office Allowances		1,042.84	8,774.38		
Operational Resources					
Operational Resources	--	1,052.20	2,194.87	--	--
Total Operational Resources		1,052.20	2,194.87		
Travel & Living Allowances					
House in Session	--	0.00	9,637.45	--	--
House Not in Session	--	0.00	914.12	--	--
Intra & Extra-Constituency Travel	3,987.00	11.63	762.26	3,224.74	19.1%
Total Travel & Living Allowances		11.63	11,313.83		
Constituency Allowance					
Constituency Allowance	1,407.00	0.00	0.00	1,407.00	0.0%
Total Constituency Allowance		0.00	0.00		
Total Expenditures		2,106.67	22,283.08		

---- End of Report ----



House of Assembly
Newfoundland and Labrador
Member Accountability and Disclosure Report
Expenditures Summarized by Category
01-Sep-11 to 30-Sep-11

DALLEY, DERRICK, MHA

Allowance Category	Expenditure Limit for Fiscal Year 2011/12 (Net of HST)	Expenditures Processed 01-Sep-11 to 30-Sep-11 (Net of HST)	Expenditures Year to Date 01-Apr-11 to 30-Sep-11 (Net of HST)	Funds Available (Net of HST)	Percent Expended to Date
Office Allowances					
Office Accommodations	12,000.00	1,000.00	6,000.00	6,000.00	50.0%
Rental of Short-term Accommodations	352.00	0.00	0.00	352.00	0.0%
Office Start-up Costs	12.00	0.00	0.00	12.00	0.0%
Office Operations	7,035.00	2,741.12	5,041.22	1,993.78	71.7%
Total Office Allowances		3,741.12	11,041.22		
Operational Resources					
Operational Resources	--	1,077.47	3,027.78	--	--
Total Operational Resources		1,077.47	3,027.78		
Travel & Living Allowances					
House in Session	--	0.00	8,243.43	--	--
House Not in Session	--	0.00	0.00	--	--
Intra & Extra-Constituency Travel	5,769.00	1,993.58	3,428.48	2,340.52	59.4%
Total Travel & Living Allowances		1,993.58	11,671.91		
Constituency Allowance					
Constituency Allowance	1,407.00	91.80	1,324.62	82.38	94.1%
Total Constituency Allowance		91.80	1,324.62		
Total Expenditures		6,903.97	27,065.53		

---- End of Report ----



House of Assembly
Newfoundland and Labrador
Member Accountability and Disclosure Report
Expenditures Summarized by Category
01-Sep-11 to 30-Sep-11

DAVIS, PAUL, MHA

Allowance Category	Expenditure Limit for Fiscal Year 2011/12 (Net of HST)	Expenditures Processed 01-Sep-11 to 30-Sep-11 (Net of HST)	Expenditures Year to Date 01-Apr-11 to 30-Sep-11 (Net of HST)	Funds Available (Net of HST)	Percent Expended to Date
Office Allowances					
Office Accommodations	6,195.00	0.00	0.00	6,195.00	0.0%
Rental of Short-term Accommodations	352.00	0.00	0.00	352.00	0.0%
Office Start-up Costs	712.00	0.00	54.97	657.03	7.7%
Office Operations	7,035.00	399.00	2,466.72	4,568.28	35.1%
Total Office Allowances		399.00	2,521.69		
Operational Resources					
Operational Resources	--	169.97	848.70	--	--
Total Operational Resources		169.97	848.70		
Travel & Living Allowances					
House in Session	--	0.00	0.00	--	--
House Not in Session	--	0.00	0.00	--	--
Intra & Extra-Constituency Travel	3,518.00	0.00	0.00	3,518.00	0.0%
Total Travel & Living Allowances		0.00	0.00		
Constituency Allowance					
Constituency Allowance	1,407.00	67.99	349.60	1,057.40	24.8%
Total Constituency Allowance		67.99	349.60		
Total Expenditures		636.96	3,719.99		

---- End of Report ----



House of Assembly
Newfoundland and Labrador
Member Accountability and Disclosure Report
Expenditures Summarized by Category
01-Sep-11 to 30-Sep-11

DEAN, MARSHALL, MHA

Allowance Category	Expenditure Limit for Fiscal Year 2011/12 (Net of HST)	Expenditures Processed 01-Sep-11 to 30-Sep-11 (Net of HST)	Expenditures Year to Date 01-Apr-11 to 30-Sep-11 (Net of HST)	Funds Available (Net of HST)	Percent Expended to Date
Office Allowances					
Office Accommodations	6,195.00	0.00	0.00	6,195.00	0.0%
Rental of Short-term Accommodations	352.00	0.00	0.00	352.00	0.0%
Office Start-up Costs	238.00	0.00	0.00	238.00	0.0%
Office Operations	7,035.00	445.33	1,671.73	5,363.27	23.8%
Total Office Allowances		445.33	1,671.73		
Operational Resources					
Operational Resources	--	449.41	1,794.77	--	--
Total Operational Resources		449.41	1,794.77		
Travel & Living Allowances					
House in Session	--	0.00	9,642.17	--	--
House Not in Session	--	8,183.79	8,737.57	--	--
Intra & Extra-Constituency Travel	5,910.00	1,278.10	4,422.11	1,487.89	74.8%
Total Travel & Living Allowances		9,461.89	22,801.85		
Constituency Allowance					
Constituency Allowance	1,407.00	141.22	907.63	499.37	64.5%
Total Constituency Allowance		141.22	907.63		
Total Expenditures					
		10,497.85	27,175.98		

---- End of Report ----



House of Assembly
Newfoundland and Labrador
Member Accountability and Disclosure Report
Expenditures Summarized by Category
01-Sep-11 to 30-Sep-11

DENINE, DAVID, MHA

Allowance Category	Expenditure Limit for Fiscal Year 2011/12 (Net of HST)	Expenditures Processed 01-Sep-11 to 30-Sep-11 (Net of HST)	Expenditures Year to Date 01-Apr-11 to 30-Sep-11 (Net of HST)	Funds Available (Net of HST)	Percent Expended to Date
Office Allowances					
Office Accommodations	6,195.00	0.00	0.00	6,195.00	0.0%
Rental of Short-term Accommodations	352.00	0.00	0.00	352.00	0.0%
Office Start-up Costs	--	0.00	0.00	--	--
Office Operations	7,035.00	21.00	1,053.89	5,981.11	15.0%
Total Office Allowances		21.00	1,053.89		
Operational Resources					
Operational Resources	--	145.94	806.70	--	--
Total Operational Resources		145.94	806.70		
Travel & Living Allowances					
House in Session	--	0.00	0.00	--	--
House Not in Session	--	0.00	0.00	--	--
Intra & Extra-Constituency Travel	3,518.00	0.00	0.00	3,518.00	0.0%
Total Travel & Living Allowances		0.00	0.00		
Constituency Allowance					
Constituency Allowance	1,407.00	131.50	403.48	1,003.52	28.7%
Total Constituency Allowance		131.50	403.48		
Total Expenditures		298.44	2,264.07		

---- End of Report ----



House of Assembly
Newfoundland and Labrador
Member Accountability and Disclosure Report
Expenditures Summarized by Category
01-Sep-11 to 30-Sep-11

DINN, JOHN, MHA

Allowance Category	Expenditure Limit for Fiscal Year 2011/12 (Net of HST)	Expenditures Processed 01-Sep-11 to 30-Sep-11 (Net of HST)	Expenditures Year to Date 01-Apr-11 to 30-Sep-11 (Net of HST)	Funds Available (Net of HST)	Percent Expended to Date
Office Allowances					
Office Accommodations	6,195.00	0.00	0.00	6,195.00	0.0%
Rental of Short-term Accommodations	352.00	0.00	0.00	352.00	0.0%
Office Start-up Costs	--	0.00	0.00	--	--
Office Operations	7,035.00	0.00	144.00	6,891.00	2.0%
Total Office Allowances		0.00	144.00		
Operational Resources					
Operational Resources	--	83.73	535.01	--	--
Total Operational Resources		83.73	535.01		
Travel & Living Allowances					
House in Session	--	0.00	0.00	--	--
House Not in Session	--	0.00	0.00	--	--
Intra & Extra-Constituency Travel	4,221.00	0.00	0.00	4,221.00	0.0%
Total Travel & Living Allowances		0.00	0.00		
Constituency Allowance					
Constituency Allowance	1,407.00	0.00	0.00	1,407.00	0.0%
Total Constituency Allowance		0.00	0.00		
Total Expenditures		83.73	679.01		

---- End of Report ----



House of Assembly
Newfoundland and Labrador
Member Accountability and Disclosure Report
Expenditures Summarized by Category
01-Sep-11 to 30-Sep-11

DUNDERDALE, KATHY, MHA

Allowance Category	Expenditure Limit for Fiscal Year 2011/12 (Net of HST)	Expenditures Processed 01-Sep-11 to 30-Sep-11 (Net of HST)	Expenditures Year to Date 01-Apr-11 to 30-Sep-11 (Net of HST)	Funds Available (Net of HST)	Percent Expended to Date
Office Allowances					
Office Accommodations	6,195.00	0.00	0.00	6,195.00	0.0%
Rental of Short-term Accommodations	352.00	0.00	0.00	352.00	0.0%
Office Start-up Costs	--	0.00	0.00	--	--
Office Operations	7,035.00	0.00	0.00	7,035.00	0.0%
Total Office Allowances		0.00	0.00		
Operational Resources					
Operational Resources	--	0.00	99.69	--	--
Total Operational Resources		0.00	99.69		
Travel & Living Allowances					
House in Session	--	0.00	0.00	--	--
House Not in Session	--	0.00	0.00	--	--
Intra & Extra-Constituency Travel	3,518.00	0.00	0.00	3,518.00	0.0%
Total Travel & Living Allowances		0.00	0.00		
Constituency Allowance					
Constituency Allowance	1,407.00	0.00	0.00	1,407.00	0.0%
Total Constituency Allowance		0.00	0.00		
Total Expenditures		0.00	99.69		

---- End of Report ----



House of Assembly
Newfoundland and Labrador
Member Accountability and Disclosure Report
Expenditures Summarized by Category
01-Sep-11 to 30-Sep-11

FITZGERALD, ROGER, MHA

Allowance Category	Expenditure Limit for Fiscal Year 2011/12 (Net of HST)	Expenditures Processed 01-Sep-11 to 30-Sep-11 (Net of HST)	Expenditures Year to Date 01-Apr-11 to 30-Sep-11 (Net of HST)	Funds Available (Net of HST)	Percent Expended to Date
Office Allowances					
Office Accommodations	6,195.00	0.00	0.00	6,195.00	0.0%
Rental of Short-term Accommodations	352.00	0.00	0.00	352.00	0.0%
Office Start-up Costs	--	0.00	0.00	--	--
Office Operations	7,035.00	272.43	754.10	6,280.90	10.7%
Total Office Allowances		272.43	754.10		
Operational Resources					
Operational Resources	--	260.13	611.51	--	--
Total Operational Resources		260.13	611.51		
Travel & Living Allowances					
House in Session	--	0.00	4,239.02	--	--
House Not in Session	--	0.00	275.06	--	--
Intra & Extra-Constituency Travel	5,910.00	1,130.95	4,983.27	926.73	84.3%
Total Travel & Living Allowances		1,130.95	9,497.35		
Constituency Allowance					
Constituency Allowance	1,407.00	0.00	496.59	910.41	35.3%
Total Constituency Allowance		0.00	496.59		
Total Expenditures		1,663.51	11,359.55		

---- End of Report ----



House of Assembly
Newfoundland and Labrador
Member Accountability and Disclosure Report
Expenditures Summarized by Category
01-Sep-11 to 30-Sep-11

FORSEY, CLAYTON, MHA

Allowance Category	Expenditure Limit for Fiscal Year 2011/12 (Net of HST)	Expenditures Processed 01-Sep-11 to 30-Sep-11 (Net of HST)	Expenditures Year to Date 01-Apr-11 to 30-Sep-11 (Net of HST)	Funds Available (Net of HST)	Percent Expended to Date
Office Allowances					
Office Accommodations	19,200.00	1,600.00	9,600.00	9,600.00	50.0%
Rental of Short-term Accommodations	352.00	0.00	0.00	352.00	0.0%
Office Start-up Costs	--	0.00	0.00	--	--
Office Operations	7,035.00	355.71	2,198.72	4,836.28	31.3%
Total Office Allowances		1,955.71	11,798.72		
Operational Resources					
Operational Resources	--	364.78	1,631.60	--	--
Total Operational Resources		364.78	1,631.60		
Travel & Living Allowances					
House in Session	--	0.00	5,066.46	--	--
House Not in Session	--	472.94	1,711.74	--	--
Intra & Extra-Constituency Travel	5,910.00	119.59	2,827.93	3,082.07	47.8%
Total Travel & Living Allowances		592.53	9,606.13		
Constituency Allowance					
Constituency Allowance	1,407.00	0.00	255.18	1,151.82	18.1%
Total Constituency Allowance		0.00	255.18		
Total Expenditures		2,913.02	23,291.63		

---- End of Report ----



House of Assembly
Newfoundland and Labrador
Member Accountability and Disclosure Report
Expenditures Summarized by Category
01-Sep-11 to 30-Sep-11

FRENCH, TERRY, MHA

Allowance Category	Expenditure Limit for Fiscal Year 2011/12 (Net of HST)	Expenditures Processed 01-Sep-11 to 30-Sep-11 (Net of HST)	Expenditures Year to Date 01-Apr-11 to 30-Sep-11 (Net of HST)	Funds Available (Net of HST)	Percent Expended to Date
Office Allowances					
Office Accommodations	6,195.00	0.00	0.00	6,195.00	0.0%
Rental of Short-term Accommodations	352.00	0.00	0.00	352.00	0.0%
Office Start-up Costs	--	0.00	0.00	--	--
Office Operations	7,035.00	405.00	936.25	6,098.75	13.3%
Total Office Allowances		405.00	936.25		
Operational Resources					
Operational Resources	--	153.05	906.88	--	--
Total Operational Resources		153.05	906.88		
Travel & Living Allowances					
House in Session	--	0.00	0.00	--	--
House Not in Session	--	0.00	0.00	--	--
Intra & Extra-Constituency Travel	4,221.00	0.00	0.00	4,221.00	0.0%
Total Travel & Living Allowances		0.00	0.00		
Constituency Allowance					
Constituency Allowance	1,407.00	0.00	301.58	1,105.42	21.4%
Total Constituency Allowance		0.00	301.58		
Total Expenditures		558.05	2,144.71		

---- End of Report ----



House of Assembly
Newfoundland and Labrador
Member Accountability and Disclosure Report
Expenditures Summarized by Category
01-Sep-11 to 30-Sep-11

GRANTER, VAUGHN, MHA

Allowance Category	Expenditure Limit for Fiscal Year 2011/12 (Net of HST)	Expenditures Processed 01-Sep-11 to 30-Sep-11 (Net of HST)	Expenditures Year to Date 01-Apr-11 to 30-Sep-11 (Net of HST)	Funds Available (Net of HST)	Percent Expended to Date
Office Allowances					
Office Accommodations	6,195.00	0.00	0.00	6,195.00	0.0%
Rental of Short-term Accommodations	352.00	0.00	0.00	352.00	0.0%
Office Start-up Costs	791.00	0.00	367.65	423.35	46.5%
Office Operations	7,035.00	1,236.77	3,582.54	3,452.46	50.9%
Total Office Allowances		1,236.77	3,950.19		
Operational Resources					
Operational Resources	--	970.95	4,084.92	--	--
Total Operational Resources		970.95	4,084.92		
Travel & Living Allowances					
House in Session	--	0.00	7,393.63	--	--
House Not in Session	--	0.00	3,105.16	--	--
Intra & Extra-Constituency Travel	4,784.00	45.95	316.41	4,467.59	6.6%
Total Travel & Living Allowances		45.95	10,815.20		
Constituency Allowance					
Constituency Allowance	1,407.00	0.00	95.00	1,312.00	6.8%
Total Constituency Allowance		0.00	95.00		
Total Expenditures		2,253.67	18,945.31		

---- End of Report ----



House of Assembly
Newfoundland and Labrador
Member Accountability and Disclosure Report
Expenditures Summarized by Category
01-Sep-11 to 30-Sep-11

HARDING, HARRY, MHA

Allowance Category	Expenditure Limit for Fiscal Year 2011/12 (Net of HST)	Expenditures Processed 01-Sep-11 to 30-Sep-11 (Net of HST)	Expenditures Year to Date 01-Apr-11 to 30-Sep-11 (Net of HST)	Funds Available (Net of HST)	Percent Expended to Date
Office Allowances					
Office Accommodations	6,195.00	0.00	0.00	6,195.00	0.0%
Rental of Short-term Accommodations	352.00	0.00	169.65	182.35	48.2%
Office Start-up Costs	--	0.00	0.00	--	--
Office Operations	7,035.00	57.10	57.10	6,977.90	0.8%
Total Office Allowances		57.10	226.75		
Operational Resources					
Operational Resources	--	134.25	501.69	--	--
Total Operational Resources		134.25	501.69		
Travel & Living Allowances					
House in Session	--	0.00	4,882.26	--	--
House Not in Session	--	0.00	0.00	--	--
Intra & Extra-Constituency Travel	5,910.00	350.13	1,581.81	4,328.19	26.8%
Total Travel & Living Allowances		350.13	6,464.07		
Constituency Allowance					
Constituency Allowance	1,407.00	0.00	411.05	995.95	29.2%
Total Constituency Allowance		0.00	411.05		
Total Expenditures		541.48	7,603.56		

---- End of Report ----



House of Assembly
Newfoundland and Labrador
Member Accountability and Disclosure Report
Expenditures Summarized by Category
01-Sep-11 to 30-Sep-11

HEDDERSON, TOM, MHA

Allowance Category	Expenditure Limit for Fiscal Year 2011/12 (Net of HST)	Expenditures Processed 01-Sep-11 to 30-Sep-11 (Net of HST)	Expenditures Year to Date 01-Apr-11 to 30-Sep-11 (Net of HST)	Funds Available (Net of HST)	Percent Expended to Date
Office Allowances					
Office Accommodations	8,964.00	747.00	4,482.00	4,482.00	50.0%
Rental of Short-term Accommodations	352.00	0.00	89.28	262.72	25.4%
Office Start-up Costs	--	0.00	0.00	--	--
Office Operations	7,035.00	201.00	1,117.00	5,918.00	15.9%
Total Office Allowances		948.00	5,688.28		
Operational Resources					
Operational Resources	--	336.11	1,272.39	--	--
Total Operational Resources		336.11	1,272.39		
Travel & Living Allowances					
House in Session	--	0.00	0.00	--	--
House Not in Session	--	0.00	0.00	--	--
Intra & Extra-Constituency Travel	4,034.00	0.00	275.07	3,758.93	6.8%
Total Travel & Living Allowances		0.00	275.07		
Constituency Allowance					
Constituency Allowance	1,407.00	0.00	489.84	917.16	34.8%
Total Constituency Allowance		0.00	489.84		
Total Expenditures		1,284.11	7,725.58		

---- End of Report ----



House of Assembly
Newfoundland and Labrador
Member Accountability and Disclosure Report
Expenditures Summarized by Category
01-Sep-11 to 30-Sep-11

HICKEY, JOHN, MHA

Allowance Category	Expenditure Limit for Fiscal Year 2011/12 (Net of HST)	Expenditures Processed 01-Sep-11 to 30-Sep-11 (Net of HST)	Expenditures Year to Date 01-Apr-11 to 30-Sep-11 (Net of HST)	Funds Available (Net of HST)	Percent Expended to Date
Office Allowances					
Office Accommodations	6,195.00	0.00	0.00	6,195.00	0.0%
Rental of Short-term Accommodations	352.00	0.00	0.00	352.00	0.0%
Office Start-up Costs	--	0.00	0.00	--	--
Office Operations	7,035.00	0.00	2,515.24	4,519.76	35.8%
Total Office Allowances		0.00	2,515.24		
Operational Resources					
Operational Resources	--	150.17	787.88	--	--
Total Operational Resources		150.17	787.88		
Travel & Living Allowances					
House in Session	--	0.00	7,223.94	--	--
House Not in Session	--	0.00	0.00	--	--
Intra & Extra-Constituency Travel	4,691.00	0.00	160.67	4,530.33	3.4%
Total Travel & Living Allowances		0.00	7,384.61		
Constituency Allowance					
Constituency Allowance	1,407.00	153.94	258.79	1,148.21	18.4%
Total Constituency Allowance		153.94	258.79		
Total Expenditures					
		304.11	10,946.52		

---- End of Report ----



House of Assembly
Newfoundland and Labrador
Member Accountability and Disclosure Report
Expenditures Summarized by Category
01-Sep-11 to 30-Sep-11

HUNTER, RAY, MHA

Allowance Category	Expenditure Limit for Fiscal Year 2011/12 (Net of HST)	Expenditures Processed 01-Sep-11 to 30-Sep-11 (Net of HST)	Expenditures Year to Date 01-Apr-11 to 30-Sep-11 (Net of HST)	Funds Available (Net of HST)	Percent Expended to Date
Office Allowances					
Office Accommodations	6,195.00	0.00	0.00	6,195.00	0.0%
Rental of Short-term Accommodations	352.00	0.00	0.00	352.00	0.0%
Office Start-up Costs	--	0.00	0.00	--	--
Office Operations	7,035.00	132.00	3,094.11	3,940.89	44.0%
Total Office Allowances		132.00	3,094.11		
Operational Resources					
Operational Resources	--	871.14	2,666.72	--	--
Total Operational Resources		871.14	2,666.72		
Travel & Living Allowances					
House in Session	--	0.00	5,156.70	--	--
House Not in Session	--	335.08	4,590.09	--	--
Intra & Extra-Constituency Travel	4,221.00	257.17	1,831.04	2,389.96	43.4%
Total Travel & Living Allowances		592.25	11,577.83		
Constituency Allowance					
Constituency Allowance	1,407.00	0.00	1,375.69	31.31	97.8%
Total Constituency Allowance		0.00	1,375.69		
Total Expenditures		1,595.39	18,714.35		

---- End of Report ----



House of Assembly
Newfoundland and Labrador
Member Accountability and Disclosure Report
Expenditures Summarized by Category
01-Sep-11 to 30-Sep-11

HUTCHINGS, KEITH, MHA

Allowance Category	Expenditure Limit for Fiscal Year 2011/12 (Net of HST)	Expenditures Processed 01-Sep-11 to 30-Sep-11 (Net of HST)	Expenditures Year to Date 01-Apr-11 to 30-Sep-11 (Net of HST)	Funds Available (Net of HST)	Percent Expended to Date
Office Allowances					
Office Accommodations	6,195.00	0.00	0.00	6,195.00	0.0%
Rental of Short-term Accommodations	352.00	0.00	0.00	352.00	0.0%
Office Start-up Costs	--	0.00	0.00	--	--
Office Operations	7,035.00	1,974.34	2,227.31	4,807.69	31.7%
Total Office Allowances		1,974.34	2,227.31		
Operational Resources					
Operational Resources	--	104.44	642.36	--	--
Total Operational Resources		104.44	642.36		
Travel & Living Allowances					
House in Session	--	0.00	303.01	--	--
House Not in Session	--	227.38	1,016.92	--	--
Intra & Extra-Constituency Travel	5,910.00	553.67	2,651.76	3,258.24	44.9%
Total Travel & Living Allowances		781.05	3,971.69		
Constituency Allowance					
Constituency Allowance	1,407.00	0.00	517.81	889.19	36.8%
Total Constituency Allowance		0.00	517.81		
Total Expenditures		2,859.83	7,359.17		

---- End of Report ----



House of Assembly
Newfoundland and Labrador
Member Accountability and Disclosure Report
Expenditures Summarized by Category
01-Sep-11 to 30-Sep-11

JACKMAN, CLYDE, MHA

Allowance Category	Expenditure Limit for Fiscal Year 2011/12 (Net of HST)	Expenditures Processed 01-Sep-11 to 30-Sep-11 (Net of HST)	Expenditures Year to Date 01-Apr-11 to 30-Sep-11 (Net of HST)	Funds Available (Net of HST)	Percent Expended to Date
Office Allowances					
Office Accommodations	6,195.00	250.00	1,500.00	4,695.00	24.2%
Rental of Short-term Accommodations	352.00	0.00	0.00	352.00	0.0%
Office Start-up Costs	--	0.00	0.00	--	--
Office Operations	7,035.00	4,103.10	4,981.70	2,053.30	70.8%
Total Office Allowances		4,353.10	6,481.70		
Operational Resources					
Operational Resources	--	295.71	2,232.46	--	--
Total Operational Resources		295.71	2,232.46		
Travel & Living Allowances					
House in Session	--	0.00	2,782.54	--	--
House Not in Session	--	0.00	0.00	--	--
Intra & Extra-Constituency Travel	4,784.00	184.15	1,240.50	3,543.50	25.9%
Total Travel & Living Allowances		184.15	4,023.04		
Constituency Allowance					
Constituency Allowance	1,407.00	108.53	467.47	939.53	33.2%
Total Constituency Allowance		108.53	467.47		
Total Expenditures		4,941.49	13,204.67		

---- End of Report ----



House of Assembly
Newfoundland and Labrador
Member Accountability and Disclosure Report
Expenditures Summarized by Category
01-Sep-11 to 30-Sep-11

JOHNSON, CHARLENE, MHA

Allowance Category	Expenditure Limit for Fiscal Year 2011/12 (Net of HST)	Expenditures Processed 01-Sep-11 to 30-Sep-11 (Net of HST)	Expenditures Year to Date 01-Apr-11 to 30-Sep-11 (Net of HST)	Funds Available (Net of HST)	Percent Expended to Date
Office Allowances					
Office Accommodations	6,195.00	0.00	0.00	6,195.00	0.0%
Rental of Short-term Accommodations	352.00	0.00	0.00	352.00	0.0%
Office Start-up Costs	--	0.00	0.00	--	--
Office Operations	7,035.00	76.00	590.25	6,444.75	8.4%
Total Office Allowances		76.00	590.25		
Operational Resources					
Operational Resources	--	294.92	1,560.71	--	--
Total Operational Resources		294.92	1,560.71		
Travel & Living Allowances					
House in Session	--	0.00	270.60	--	--
House Not in Session	--	0.00	1,366.96	--	--
Intra & Extra-Constituency Travel	5,066.00	0.00	1,227.52	3,838.48	24.2%
Total Travel & Living Allowances		0.00	2,865.08		
Constituency Allowance					
Constituency Allowance	1,407.00	0.00	289.27	1,117.73	20.6%
Total Constituency Allowance		0.00	289.27		
Total Expenditures		370.92	5,305.31		

---- End of Report ----



House of Assembly
Newfoundland and Labrador
Member Accountability and Disclosure Report
Expenditures Summarized by Category
01-Sep-11 to 30-Sep-11

JONES, YVONNE, MHA

Allowance Category	Expenditure Limit for Fiscal Year 2011/12 (Net of HST)	Expenditures Processed 01-Sep-11 to 30-Sep-11 (Net of HST)	Expenditures Year to Date 01-Apr-11 to 30-Sep-11 (Net of HST)	Funds Available (Net of HST)	Percent Expended to Date
Office Allowances					
Office Accommodations	6,195.00	0.00	0.00	6,195.00	0.0%
Rental of Short-term Accommodations	352.00	0.00	44.64	307.36	12.7%
Office Start-up Costs	--	0.00	0.00	--	--
Office Operations	7,035.00	83.00	2,962.35	4,072.65	42.1%
Total Office Allowances		83.00	3,006.99		
Operational Resources					
Operational Resources	--	284.60	2,076.48	--	--
Total Operational Resources		284.60	2,076.48		
Travel & Living Allowances					
House in Session	--	0.00	6,263.13	--	--
House Not in Session	--	0.00	3,057.83	--	--
Intra & Extra-Constituency Travel	23,076.00	0.00	11,613.42	11,462.58	50.3%
Total Travel & Living Allowances		0.00	20,934.38		
Constituency Allowance					
Constituency Allowance	1,407.00	0.00	1,073.26	333.74	76.3%
Total Constituency Allowance		0.00	1,073.26		
Total Expenditures		367.60	27,091.11		

---- End of Report ----



House of Assembly
Newfoundland and Labrador
Member Accountability and Disclosure Report
Expenditures Summarized by Category
01-Sep-11 to 30-Sep-11

KELLY, DARRYL, MHA

Allowance Category	Expenditure Limit for Fiscal Year 2011/12 (Net of HST)	Expenditures Processed 01-Sep-11 to 30-Sep-11 (Net of HST)	Expenditures Year to Date 01-Apr-11 to 30-Sep-11 (Net of HST)	Funds Available (Net of HST)	Percent Expended to Date
Office Allowances					
Office Accommodations	17,750.00	1,479.17	8,875.02	8,874.98	50.0%
Rental of Short-term Accommodations	352.00	0.00	0.00	352.00	0.0%
Office Start-up Costs	4.00	0.00	0.00	4.00	0.0%
Office Operations	7,035.00	351.31	2,468.78	4,566.22	35.1%
Total Office Allowances		1,830.48	11,343.80		
Operational Resources					
Operational Resources	--	273.75	1,427.30	--	--
Total Operational Resources		273.75	1,427.30		
Travel & Living Allowances					
House in Session	--	0.00	8,565.88	--	--
House Not in Session	--	594.40	2,182.10	--	--
Intra & Extra-Constituency Travel	7,035.00	406.04	3,383.56	3,651.44	48.1%
Total Travel & Living Allowances		1,000.44	14,131.54		
Constituency Allowance					
Constituency Allowance	1,407.00	115.09	162.57	1,244.43	11.6%
Total Constituency Allowance		115.09	162.57		
Total Expenditures		3,219.76	27,065.21		

---- End of Report ----



House of Assembly
Newfoundland and Labrador
Member Accountability and Disclosure Report
Expenditures Summarized by Category
01-Sep-11 to 30-Sep-11

KENNEDY, JEROME, MHA

Allowance Category	Expenditure Limit for Fiscal Year 2011/12 (Net of HST)	Expenditures Processed 01-Sep-11 to 30-Sep-11 (Net of HST)	Expenditures Year to Date 01-Apr-11 to 30-Sep-11 (Net of HST)	Funds Available (Net of HST)	Percent Expended to Date
Office Allowances					
Office Accommodations	14,900.00	1,241.67	7,450.02	7,449.98	50.0%
Rental of Short-term Accommodations	352.00	0.00	0.00	352.00	0.0%
Office Start-up Costs	474.00	0.00	0.00	474.00	0.0%
Office Operations	7,035.00	136.00	636.00	6,399.00	9.0%
Total Office Allowances		1,377.67	8,086.02		
Operational Resources					
Operational Resources	--	340.21	2,283.31	--	--
Total Operational Resources		340.21	2,283.31		
Travel & Living Allowances					
House in Session	--	0.00	258.91	--	--
House Not in Session	--	169.63	642.24	--	--
Intra & Extra-Constituency Travel	4,503.00	0.00	514.03	3,988.97	11.4%
Total Travel & Living Allowances		169.63	1,415.18		
Constituency Allowance					
Constituency Allowance	1,407.00	0.00	0.00	1,407.00	0.0%
Total Constituency Allowance		0.00	0.00		
Total Expenditures		1,887.51	11,784.51		

---- End of Report ----



House of Assembly
Newfoundland and Labrador
Member Accountability and Disclosure Report
Expenditures Summarized by Category
01-Sep-11 to 30-Sep-11

KENT, STEVE, MHA

Allowance Category	Expenditure Limit for Fiscal Year 2011/12 (Net of HST)	Expenditures Processed 01-Sep-11 to 30-Sep-11 (Net of HST)	Expenditures Year to Date 01-Apr-11 to 30-Sep-11 (Net of HST)	Funds Available (Net of HST)	Percent Expended to Date
Office Allowances					
Office Accommodations	6,195.00	0.00	0.00	6,195.00	0.0%
Rental of Short-term Accommodations	352.00	0.00	0.00	352.00	0.0%
Office Start-up Costs	604.00	0.00	0.00	604.00	0.0%
Office Operations	7,035.00	125.00	3,958.17	3,076.83	56.3%
Total Office Allowances		125.00	3,958.17		
Operational Resources					
Operational Resources	--	399.29	1,196.05	--	--
Total Operational Resources		399.29	1,196.05		
Travel & Living Allowances					
House in Session	--	0.00	0.00	--	--
House Not in Session	--	0.00	0.00	--	--
Intra & Extra-Constituency Travel	3,518.00	0.00	0.00	3,518.00	0.0%
Total Travel & Living Allowances		0.00	0.00		
Constituency Allowance					
Constituency Allowance	1,407.00	144.00	585.23	821.77	41.6%
Total Constituency Allowance		144.00	585.23		
Total Expenditures		668.29	5,739.45		

---- End of Report ----



House of Assembly
Newfoundland and Labrador
Member Accountability and Disclosure Report
Expenditures Summarized by Category
01-Sep-11 to 30-Sep-11

KING, DARIN, MHA

Allowance Category	Expenditure Limit for Fiscal Year 2011/12 (Net of HST)	Expenditures Processed 01-Sep-11 to 30-Sep-11 (Net of HST)	Expenditures Year to Date 01-Apr-11 to 30-Sep-11 (Net of HST)	Funds Available (Net of HST)	Percent Expended to Date
Office Allowances					
Office Accommodations	8,879.00	739.90	4,439.40	4,439.60	50.0%
Rental of Short-term Accommodations	352.00	0.00	0.00	352.00	0.0%
Office Start-up Costs	605.00	0.00	0.00	605.00	0.0%
Office Operations	7,035.00	1,331.06	2,226.78	4,808.22	31.7%
Total Office Allowances		2,070.96	6,666.18		
Operational Resources					
Operational Resources	--	543.87	1,994.36	--	--
Total Operational Resources		543.87	1,994.36		
Travel & Living Allowances					
House in Session	--	0.00	1,435.68	--	--
House Not in Session	--	97.64	2,663.07	--	--
Intra & Extra-Constituency Travel	7,035.00	195.28	4,024.34	3,010.66	57.2%
Total Travel & Living Allowances		292.92	8,123.09		
Constituency Allowance					
Constituency Allowance	1,407.00	0.00	258.75	1,148.25	18.4%
Total Constituency Allowance		0.00	258.75		
Total Expenditures		2,907.75	17,042.38		

---- End of Report ----



House of Assembly
Newfoundland and Labrador
Member Accountability and Disclosure Report
Expenditures Summarized by Category
01-Sep-11 to 30-Sep-11

LODER, TERRY, MHA

Allowance Category	Expenditure Limit for Fiscal Year 2011/12 (Net of HST)	Expenditures Processed 01-Sep-11 to 30-Sep-11 (Net of HST)	Expenditures Year to Date 01-Apr-11 to 30-Sep-11 (Net of HST)	Funds Available (Net of HST)	Percent Expended to Date
Office Allowances					
Office Accommodations	6,195.00	0.00	3,134.68	3,060.32	50.6%
Rental of Short-term Accommodations	352.00	0.00	0.00	352.00	0.0%
Office Start-up Costs	225.00	0.00	0.00	225.00	0.0%
Office Operations	7,035.00	1,213.86	2,729.96	4,305.04	38.8%
Total Office Allowances		1,213.86	5,864.64		
Operational Resources					
Operational Resources	--	249.89	3,201.80	--	--
Total Operational Resources		249.89	3,201.80		
Travel & Living Allowances					
House in Session	--	0.00	7,169.06	--	--
House Not in Session	--	1,622.28	3,280.02	--	--
Intra & Extra-Constituency Travel	7,317.00	221.22	758.43	6,558.57	10.4%
Total Travel & Living Allowances		1,843.50	11,207.51		
Constituency Allowance					
Constituency Allowance	1,407.00	31.25	84.07	1,322.93	6.0%
Total Constituency Allowance		31.25	84.07		
Total Expenditures		3,338.50	20,358.02		

---- End of Report ----



House of Assembly
Newfoundland and Labrador
Member Accountability and Disclosure Report
Expenditures Summarized by Category
01-Sep-11 to 30-Sep-11

MARSHALL, THOMAS, MHA

Allowance Category	Expenditure Limit for Fiscal Year 2011/12 (Net of HST)	Expenditures Processed 01-Sep-11 to 30-Sep-11 (Net of HST)	Expenditures Year to Date 01-Apr-11 to 30-Sep-11 (Net of HST)	Funds Available (Net of HST)	Percent Expended to Date
Office Allowances					
Office Accommodations	6,195.00	0.00	0.00	6,195.00	0.0%
Rental of Short-term Accommodations	352.00	0.00	0.00	352.00	0.0%
Office Start-up Costs	--	0.00	0.00	--	--
Office Operations	7,035.00	1,053.64	2,850.67	4,184.33	40.5%
Total Office Allowances		1,053.64	2,850.67		
Operational Resources					
Operational Resources	--	203.49	1,207.89	--	--
Total Operational Resources		203.49	1,207.89		
Travel & Living Allowances					
House in Session	--	0.00	7,221.27	--	--
House Not in Session	--	0.00	0.00	--	--
Intra & Extra-Constituency Travel	3,705.00	0.00	0.00	3,705.00	0.0%
Total Travel & Living Allowances		0.00	7,221.27		
Constituency Allowance					
Constituency Allowance	1,407.00	0.00	0.00	1,407.00	0.0%
Total Constituency Allowance		0.00	0.00		
Total Expenditures		1,257.13	11,279.83		

---- End of Report ----



House of Assembly
Newfoundland and Labrador
Member Accountability and Disclosure Report
Expenditures Summarized by Category
01-Sep-11 to 30-Sep-11

MICHAEL, LORRAINE, MHA

Allowance Category	Expenditure Limit for Fiscal Year 2011/12 (Net of HST)	Expenditures Processed 01-Sep-11 to 30-Sep-11 (Net of HST)	Expenditures Year to Date 01-Apr-11 to 30-Sep-11 (Net of HST)	Funds Available (Net of HST)	Percent Expended to Date
Office Allowances					
Office Accommodations	6,195.00	0.00	0.00	6,195.00	0.0%
Rental of Short-term Accommodations	352.00	0.00	0.00	352.00	0.0%
Office Start-up Costs	--	0.00	0.00	--	--
Office Operations	7,035.00	2,745.96	5,710.85	1,324.15	81.2%
Total Office Allowances		2,745.96	5,710.85		
Operational Resources					
Operational Resources	--	200.15	994.15	--	--
Total Operational Resources		200.15	994.15		
Travel & Living Allowances					
House in Session	--	0.00	0.00	--	--
House Not in Session	--	0.00	0.00	--	--
Intra & Extra-Constituency Travel	3,518.00	0.00	16.45	3,501.55	0.5%
Total Travel & Living Allowances		0.00	16.45		
Constituency Allowance					
Constituency Allowance	1,407.00	0.00	146.93	1,260.07	10.4%
Total Constituency Allowance		0.00	146.93		
Total Expenditures		2,946.11	6,868.38		

---- End of Report ----



House of Assembly
Newfoundland and Labrador
Member Accountability and Disclosure Report
Expenditures Summarized by Category
01-Sep-11 to 30-Sep-11

O'BRIEN, KEVIN, MHA

Allowance Category	Expenditure Limit for Fiscal Year 2011/12 (Net of HST)	Expenditures Processed 01-Sep-11 to 30-Sep-11 (Net of HST)	Expenditures Year to Date 01-Apr-11 to 30-Sep-11 (Net of HST)	Funds Available (Net of HST)	Percent Expended to Date
Office Allowances					
Office Accommodations	6,195.00	0.00	0.00	6,195.00	0.0%
Rental of Short-term Accommodations	352.00	0.00	0.00	352.00	0.0%
Office Start-up Costs	--	0.00	0.00	--	--
Office Operations	7,035.00	1,430.39	3,302.23	3,732.77	46.9%
Total Office Allowances		1,430.39	3,302.23		
Operational Resources					
Operational Resources	--	302.76	1,893.81	--	--
Total Operational Resources		302.76	1,893.81		
Travel & Living Allowances					
House in Session	--	0.00	8,924.27	--	--
House Not in Session	--	0.00	639.79	--	--
Intra & Extra-Constituency Travel	4,503.00	0.00	178.56	4,324.44	4.0%
Total Travel & Living Allowances		0.00	9,742.62		
Constituency Allowance					
Constituency Allowance	1,407.00	0.00	289.46	1,117.54	20.6%
Total Constituency Allowance		0.00	289.46		
Total Expenditures		1,733.15	15,228.12		

---- End of Report ----



House of Assembly
Newfoundland and Labrador
Member Accountability and Disclosure Report
Expenditures Summarized by Category
01-Sep-11 to 30-Sep-11

OSBORNE, SHEILA, MHA

Allowance Category	Expenditure Limit for Fiscal Year 2011/12 (Net of HST)	Expenditures Processed 01-Sep-11 to 30-Sep-11 (Net of HST)	Expenditures Year to Date 01-Apr-11 to 30-Sep-11 (Net of HST)	Funds Available (Net of HST)	Percent Expended to Date
Office Allowances					
Office Accommodations	6,195.00	0.00	0.00	6,195.00	0.0%
Rental of Short-term Accommodations	352.00	0.00	0.00	352.00	0.0%
Office Start-up Costs	--	0.00	0.00	--	--
Office Operations	7,035.00	0.00	193.27	6,841.73	2.7%
Total Office Allowances		0.00	193.27		
Operational Resources					
Operational Resources	--	80.13	718.89	--	--
Total Operational Resources		80.13	718.89		
Travel & Living Allowances					
House in Session	--	0.00	0.00	--	--
House Not in Session	--	0.00	0.00	--	--
Intra & Extra-Constituency Travel	3,518.00	0.00	0.00	3,518.00	0.0%
Total Travel & Living Allowances		0.00	0.00		
Constituency Allowance					
Constituency Allowance	1,407.00	0.00	21.24	1,385.76	1.5%
Total Constituency Allowance		0.00	21.24		
Total Expenditures		80.13	933.40		

---- End of Report ----



House of Assembly
Newfoundland and Labrador
Member Accountability and Disclosure Report
Expenditures Summarized by Category
01-Sep-11 to 30-Sep-11

OSBORNE, TOM, MHA

Allowance Category	Expenditure Limit for Fiscal Year 2011/12 (Net of HST)	Expenditures Processed 01-Sep-11 to 30-Sep-11 (Net of HST)	Expenditures Year to Date 01-Apr-11 to 30-Sep-11 (Net of HST)	Funds Available (Net of HST)	Percent Expended to Date
Office Allowances					
Office Accommodations	6,195.00	0.00	0.00	6,195.00	0.0%
Rental of Short-term Accommodations	352.00	0.00	0.00	352.00	0.0%
Office Start-up Costs	--	0.00	0.00	--	--
Office Operations	7,035.00	301.84	1,691.62	5,343.38	24.0%
Total Office Allowances		301.84	1,691.62		
Operational Resources					
Operational Resources	--	837.23	1,661.22	--	--
Total Operational Resources		837.23	1,661.22		
Travel & Living Allowances					
House in Session	--	0.00	0.00	--	--
House Not in Session	--	0.00	0.00	--	--
Intra & Extra-Constituency Travel	3,518.00	0.00	0.00	3,518.00	0.0%
Total Travel & Living Allowances		0.00	0.00		
Constituency Allowance					
Constituency Allowance	1,407.00	0.00	0.00	1,407.00	0.0%
Total Constituency Allowance		0.00	0.00		
Total Expenditures		1,139.07	3,352.84		

---- End of Report ----



House of Assembly
Newfoundland and Labrador
Member Accountability and Disclosure Report
Expenditures Summarized by Category
01-Sep-11 to 30-Sep-11

PARSONS, KELVIN, MHA

Allowance Category	Expenditure Limit for Fiscal Year 2011/12 (Net of HST)	Expenditures Processed 01-Sep-11 to 30-Sep-11 (Net of HST)	Expenditures Year to Date 01-Apr-11 to 30-Sep-11 (Net of HST)	Funds Available (Net of HST)	Percent Expended to Date
Office Allowances					
Office Accommodations	12,000.00	1,000.00	6,000.00	6,000.00	50.0%
Rental of Short-term Accommodations	352.00	0.00	0.00	352.00	0.0%
Office Start-up Costs	--	0.00	0.00	--	--
Office Operations	7,035.00	66.00	1,768.91	5,266.09	25.1%
Total Office Allowances		1,066.00	7,768.91		
Operational Resources					
Operational Resources	--	335.50	1,595.51	--	--
Total Operational Resources		335.50	1,595.51		
Travel & Living Allowances					
House in Session	--	0.00	6,674.56	--	--
House Not in Session	--	2,166.26	8,396.33	--	--
Intra & Extra-Constituency Travel	6,613.00	712.50	2,516.06	4,096.94	38.0%
Total Travel & Living Allowances		2,878.76	17,586.95		
Constituency Allowance					
Constituency Allowance	1,407.00	300.43	946.34	460.66	67.3%
Total Constituency Allowance		300.43	946.34		
Total Expenditures		4,580.69	27,897.71		

---- End of Report ----



House of Assembly
Newfoundland and Labrador
Member Accountability and Disclosure Report
Expenditures Summarized by Category
01-Sep-11 to 30-Sep-11

PARSONS, KEVIN, MHA

Allowance Category	Expenditure Limit for Fiscal Year 2011/12 (Net of HST)	Expenditures Processed 01-Sep-11 to 30-Sep-11 (Net of HST)	Expenditures Year to Date 01-Apr-11 to 30-Sep-11 (Net of HST)	Funds Available (Net of HST)	Percent Expended to Date
Office Allowances					
Office Accommodations	6,195.00	0.00	0.00	6,195.00	0.0%
Rental of Short-term Accommodations	352.00	0.00	0.00	352.00	0.0%
Office Start-up Costs	799.00	0.00	0.00	799.00	0.0%
Office Operations	7,035.00	100.00	530.90	6,504.10	7.5%
Total Office Allowances		100.00	530.90		
Operational Resources					
Operational Resources	--	242.29	1,236.93	--	--
Total Operational Resources		242.29	1,236.93		
Travel & Living Allowances					
House in Session	--	0.00	0.00	--	--
House Not in Session	--	0.00	0.00	--	--
Intra & Extra-Constituency Travel	4,221.00	296.73	768.08	3,452.92	18.2%
Total Travel & Living Allowances		296.73	768.08		
Constituency Allowance					
Constituency Allowance	1,407.00	111.90	595.08	811.92	42.3%
Total Constituency Allowance		111.90	595.08		
Total Expenditures		750.92	3,130.99		

---- End of Report ----



House of Assembly
Newfoundland and Labrador
Member Accountability and Disclosure Report
Expenditures Summarized by Category
01-Sep-11 to 30-Sep-11

PEACH, CALVIN, MHA

Allowance Category	Expenditure Limit for Fiscal Year 2011/12 (Net of HST)	Expenditures Processed 01-Sep-11 to 30-Sep-11 (Net of HST)	Expenditures Year to Date 01-Apr-11 to 30-Sep-11 (Net of HST)	Funds Available (Net of HST)	Percent Expended to Date
Office Allowances					
Office Accommodations	6,195.00	0.00	0.00	6,195.00	0.0%
Rental of Short-term Accommodations	352.00	0.00	0.00	352.00	0.0%
Office Start-up Costs	184.00	0.00	0.00	184.00	0.0%
Office Operations	7,035.00	298.28	2,035.91	4,999.09	28.9%
Total Office Allowances		298.28	2,035.91		
Operational Resources					
Operational Resources	--	273.44	1,519.87	--	--
Total Operational Resources		273.44	1,519.87		
Travel & Living Allowances					
House in Session	--	0.00	5,113.97	--	--
House Not in Session	--	363.31	1,591.53	--	--
Intra & Extra-Constituency Travel	7,692.00	902.21	5,994.48	1,697.52	77.9%
Total Travel & Living Allowances		1,265.52	12,699.98		
Constituency Allowance					
Constituency Allowance	1,407.00	0.00	597.72	809.28	42.5%
Total Constituency Allowance		0.00	597.72		
Total Expenditures		1,837.24	16,853.48		

---- End of Report ----



House of Assembly
Newfoundland and Labrador
Member Accountability and Disclosure Report
Expenditures Summarized by Category
01-Sep-11 to 30-Sep-11

PERRY, TRACEY, MHA

Allowance Category	Expenditure Limit for Fiscal Year 2011/12 (Net of HST)	Expenditures Processed 01-Sep-11 to 30-Sep-11 (Net of HST)	Expenditures Year to Date 01-Apr-11 to 30-Sep-11 (Net of HST)	Funds Available (Net of HST)	Percent Expended to Date
Office Allowances					
Office Accommodations	9,228.00	769.00	4,614.00	4,614.00	50.0%
Rental of Short-term Accommodations	352.00	133.93	133.93	218.07	38.0%
Office Start-up Costs	4.00	0.00	0.00	4.00	0.0%
Office Operations	7,035.00	2,135.68	6,568.06	466.94	93.4%
Total Office Allowances		3,038.61	11,315.99		
Operational Resources					
Operational Resources	--	410.90	1,960.86	--	--
Total Operational Resources		410.90	1,960.86		
Travel & Living Allowances					
House in Session	--	0.00	14,504.07	--	--
House Not in Session	--	2,370.69	3,110.99	--	--
Intra & Extra-Constituency Travel	27,954.00	610.94	6,192.82	21,761.18	22.2%
Total Travel & Living Allowances		2,981.63	23,807.88		
Constituency Allowance					
Constituency Allowance	1,407.00	196.13	788.76	618.24	56.1%
Total Constituency Allowance		196.13	788.76		
Total Expenditures		6,627.27	37,873.49		

---- End of Report ----



House of Assembly
Newfoundland and Labrador
Member Accountability and Disclosure Report
Expenditures Summarized by Category
01-Sep-11 to 30-Sep-11

POLLARD, KEVIN, MHA

Allowance Category	Expenditure Limit for Fiscal Year 2011/12 (Net of HST)	Expenditures Processed 01-Sep-11 to 30-Sep-11 (Net of HST)	Expenditures Year to Date 01-Apr-11 to 30-Sep-11 (Net of HST)	Funds Available (Net of HST)	Percent Expended to Date
Office Allowances					
Office Accommodations	12,000.00	1,000.00	6,000.00	6,000.00	50.0%
Rental of Short-term Accommodations	352.00	0.00	0.00	352.00	0.0%
Office Start-up Costs	673.00	0.00	0.00	673.00	0.0%
Office Operations	7,035.00	145.85	3,084.00	3,951.00	43.8%
Total Office Allowances		1,145.85	9,084.00		
Operational Resources					
Operational Resources	--	345.48	1,754.41	--	--
Total Operational Resources		345.48	1,754.41		
Travel & Living Allowances					
House in Session	--	0.00	7,462.65	--	--
House Not in Session	--	0.00	1,854.96	--	--
Intra & Extra-Constituency Travel	5,910.00	185.96	2,826.74	3,083.26	47.8%
Total Travel & Living Allowances		185.96	12,144.35		
Constituency Allowance					
Constituency Allowance	1,407.00	32.77	529.01	877.99	37.6%
Total Constituency Allowance		32.77	529.01		
Total Expenditures		1,710.06	23,511.77		

---- End of Report ----



House of Assembly
Newfoundland and Labrador
Member Accountability and Disclosure Report
Expenditures Summarized by Category
01-Sep-11 to 30-Sep-11

POTTLE, PATTY, MHA

Allowance Category	Expenditure Limit for Fiscal Year 2011/12 (Net of HST)	Expenditures Processed 01-Sep-11 to 30-Sep-11 (Net of HST)	Expenditures Year to Date 01-Apr-11 to 30-Sep-11 (Net of HST)	Funds Available (Net of HST)	Percent Expended to Date
Office Allowances					
Office Accommodations	6,195.00	0.00	0.00	6,195.00	0.0%
Rental of Short-term Accommodations	352.00	0.00	0.00	352.00	0.0%
Office Start-up Costs	737.00	0.00	0.00	737.00	0.0%
Office Operations	7,035.00	0.00	408.94	6,626.06	5.8%
Total Office Allowances		0.00	408.94		
Operational Resources					
Operational Resources	--	268.75	1,485.51	--	--
Total Operational Resources		268.75	1,485.51		
Travel & Living Allowances					
House in Session	--	0.00	8,530.14	--	--
House Not in Session	--	0.00	0.00	--	--
Intra & Extra-Constituency Travel	21,528.00	2,417.32	5,482.30	16,045.70	25.5%
Total Travel & Living Allowances		2,417.32	14,012.44		
Constituency Allowance					
Constituency Allowance	1,407.00	0.00	0.00	1,407.00	0.0%
Total Constituency Allowance		0.00	0.00		
Total Expenditures		2,686.07	15,906.89		

---- End of Report ----



House of Assembly
Newfoundland and Labrador
Member Accountability and Disclosure Report
Expenditures Summarized by Category
01-Sep-11 to 30-Sep-11

RIDGELY, BOB, MHA

Allowance Category	Expenditure Limit for Fiscal Year 2011/12 (Net of HST)	Expenditures Processed 01-Sep-11 to 30-Sep-11 (Net of HST)	Expenditures Year to Date 01-Apr-11 to 30-Sep-11 (Net of HST)	Funds Available (Net of HST)	Percent Expended to Date
Office Allowances					
Office Accommodations	6,195.00	0.00	0.00	6,195.00	0.0%
Rental of Short-term Accommodations	352.00	0.00	0.00	352.00	0.0%
Office Start-up Costs	--	0.00	0.00	--	--
Office Operations	7,035.00	42.90	109.02	6,925.98	1.5%
Total Office Allowances		42.90	109.02		
Operational Resources					
Operational Resources	--	80.33	414.87	--	--
Total Operational Resources		80.33	414.87		
Travel & Living Allowances					
House in Session	--	0.00	0.00	--	--
House Not in Session	--	0.00	0.00	--	--
Intra & Extra-Constituency Travel	3,518.00	0.00	0.00	3,518.00	0.0%
Total Travel & Living Allowances		0.00	0.00		
Constituency Allowance					
Constituency Allowance	1,407.00	0.00	0.00	1,407.00	0.0%
Total Constituency Allowance		0.00	0.00		
Total Expenditures		123.23	523.89		

---- End of Report ----



House of Assembly
Newfoundland and Labrador
Member Accountability and Disclosure Report
Expenditures Summarized by Category
01-Sep-11 to 30-Sep-11

SKINNER, SHAWN, MHA

Allowance Category	Expenditure Limit for Fiscal Year 2011/12 (Net of HST)	Expenditures Processed 01-Sep-11 to 30-Sep-11 (Net of HST)	Expenditures Year to Date 01-Apr-11 to 30-Sep-11 (Net of HST)	Funds Available (Net of HST)	Percent Expended to Date
Office Allowances					
Office Accommodations	6,195.00	0.00	0.00	6,195.00	0.0%
Rental of Short-term Accommodations	352.00	0.00	0.00	352.00	0.0%
Office Start-up Costs	--	0.00	0.00	--	--
Office Operations	7,035.00	0.00	0.00	7,035.00	0.0%
Total Office Allowances		0.00	0.00		
Operational Resources					
Operational Resources	--	73.36	544.70	--	--
Total Operational Resources		73.36	544.70		
Travel & Living Allowances					
House in Session	--	0.00	0.00	--	--
House Not in Session	--	0.00	0.00	--	--
Intra & Extra-Constituency Travel	3,518.00	0.00	0.00	3,518.00	0.0%
Total Travel & Living Allowances		0.00	0.00		
Constituency Allowance					
Constituency Allowance	1,407.00	0.00	0.00	1,407.00	0.0%
Total Constituency Allowance		0.00	0.00		
Total Expenditures		73.36	544.70		

---- End of Report ----



House of Assembly
Newfoundland and Labrador
Member Accountability and Disclosure Report
Expenditures Summarized by Category
01-Sep-11 to 30-Sep-11

SULLIVAN, SUSAN, MHA

Allowance Category	Expenditure Limit for Fiscal Year 2011/12 (Net of HST)	Expenditures Processed 01-Sep-11 to 30-Sep-11 (Net of HST)	Expenditures Year to Date 01-Apr-11 to 30-Sep-11 (Net of HST)	Funds Available (Net of HST)	Percent Expended to Date
Office Allowances					
Office Accommodations	7,488.00	624.00	3,744.00	3,744.00	50.0%
Rental of Short-term Accommodations	352.00	0.00	0.00	352.00	0.0%
Office Start-up Costs	331.00	0.00	0.00	331.00	0.0%
Office Operations	7,035.00	623.03	2,828.32	4,206.68	40.2%
Total Office Allowances		1,247.03	6,572.32		
Operational Resources					
Operational Resources	--	320.07	1,975.41	--	--
Total Operational Resources		320.07	1,975.41		
Travel & Living Allowances					
House in Session	--	0.00	5,391.62	--	--
House Not in Session	--	0.00	0.00	--	--
Intra & Extra-Constituency Travel	5,347.00	0.00	999.61	4,347.39	18.7%
Total Travel & Living Allowances		0.00	6,391.23		
Constituency Allowance					
Constituency Allowance	1,407.00	0.00	630.65	776.35	44.8%
Total Constituency Allowance		0.00	630.65		
Total Expenditures		1,567.10	15,569.61		

---- End of Report ----



House of Assembly
Newfoundland and Labrador
Member Accountability and Disclosure Report
Expenditures Summarized by Category
01-Sep-11 to 30-Sep-11

VERGE, WADE, MHA

Allowance Category	Expenditure Limit for Fiscal Year 2011/12 (Net of HST)	Expenditures Processed 01-Sep-11 to 30-Sep-11 (Net of HST)	Expenditures Year to Date 01-Apr-11 to 30-Sep-11 (Net of HST)	Funds Available (Net of HST)	Percent Expended to Date
Office Allowances					
Office Accommodations	6,195.00	0.00	0.00	6,195.00	0.0%
Rental of Short-term Accommodations	352.00	0.00	146.30	205.70	41.6%
Office Start-up Costs	--	0.00	0.00	--	--
Office Operations	7,035.00	456.75	1,854.87	5,180.13	26.4%
Total Office Allowances		456.75	2,001.17		
Operational Resources					
Operational Resources	--	351.69	1,931.52	--	--
Total Operational Resources		351.69	1,931.52		
Travel & Living Allowances					
House in Session	--	0.00	7,519.95	--	--
House Not in Session	--	293.99	2,995.49	--	--
Intra & Extra-Constituency Travel	5,394.00	498.75	2,165.88	3,228.12	40.2%
Total Travel & Living Allowances		792.74	12,681.32		
Constituency Allowance					
Constituency Allowance	1,407.00	0.00	948.01	458.99	67.4%
Total Constituency Allowance		0.00	948.01		
Total Expenditures		1,601.18	17,562.02		

---- End of Report ----



House of Assembly
Newfoundland and Labrador
Member Accountability and Disclosure Report
Expenditures Summarized by Category
01-Sep-11 to 30-Sep-11

WISEMAN, ROSS, MHA

Allowance Category	Expenditure Limit for Fiscal Year 2011/12 (Net of HST)	Expenditures Processed 01-Sep-11 to 30-Sep-11 (Net of HST)	Expenditures Year to Date 01-Apr-11 to 30-Sep-11 (Net of HST)	Funds Available (Net of HST)	Percent Expended to Date
Office Allowances					
Office Accommodations	18,080.00	1,506.66	9,040.00	9,040.00	50.0%
Rental of Short-term Accommodations	352.00	0.00	0.00	352.00	0.0%
Office Start-up Costs	--	0.00	0.00	--	--
Office Operations	7,035.00	1,247.12	3,904.71	3,130.29	55.5%
Total Office Allowances		2,753.78	12,944.71		
Operational Resources					
Operational Resources	--	356.82	1,515.36	--	--
Total Operational Resources		356.82	1,515.36		
Travel & Living Allowances					
House in Session	--	0.00	2,473.92	--	--
House Not in Session	--	0.00	0.00	--	--
Intra & Extra-Constituency Travel	4,784.00	0.00	1,383.34	3,400.66	28.9%
Total Travel & Living Allowances		0.00	3,857.26		
Constituency Allowance					
Constituency Allowance	1,407.00	0.00	380.37	1,026.63	27.0%
Total Constituency Allowance		0.00	380.37		
Total Expenditures		3,110.60	18,697.70		

---- End of Report ----



House of Assembly
Newfoundland and Labrador
Member Accountability and Disclosure Report
Expenditures Summarized by Category
01-Sep-11 to 30-Sep-11

YOUNG, WALLACE, MHA

Allowance Category	Expenditure Limit for Fiscal Year 2011/12 (Net of HST)	Expenditures Processed 01-Sep-11 to 30-Sep-11 (Net of HST)	Expenditures Year to Date 01-Apr-11 to 30-Sep-11 (Net of HST)	Funds Available (Net of HST)	Percent Expended to Date
Office Allowances					
Office Accommodations	6,195.00	0.00	0.00	6,195.00	0.0%
Rental of Short-term Accommodations	352.00	0.00	0.00	352.00	0.0%
Office Start-up Costs	--	0.00	0.00	--	--
Office Operations	7,035.00	60.00	2,046.01	4,988.99	29.1%
Total Office Allowances		60.00	2,046.01		
Operational Resources					
Operational Resources	--	153.37	711.75	--	--
Total Operational Resources		153.37	711.75		
Travel & Living Allowances					
House in Session	--	0.00	8,446.11	--	--
House Not in Session	--	0.00	6,912.96	--	--
Intra & Extra-Constituency Travel	5,910.00	0.00	5,548.00	362.00	93.9%
Total Travel & Living Allowances		0.00	20,907.07		
Constituency Allowance					
Constituency Allowance	1,407.00	0.00	454.20	952.80	32.3%
Total Constituency Allowance		0.00	454.20		
Total Expenditures		213.37	24,119.03		

---- End of Report ----

**House of Assembly Management Commission
Briefing Note**

Title: **Financial Reports - April 1, 2011 to November 30, 2011**

Issue: **Review of:**

- 1. Financial Performance of the Legislature; and**
- 2. Approved Allocations and Actual Expenditures of Members of the House of Assembly.**

Background:

- Paragraph 20(5)(a) of the *House of Assembly Accountability, Integrity and Administration Act* (the Act) states that the House of Assembly Management Commission shall “regularly, and at least quarterly, review the financial performance of the House of Assembly as well as the actual expenditures of members compared with approved allocations.”
- The details of the financial performance of the Legislature (excluding the Office of the Auditor General) are included in the attached Statement of Revenue and Expenditure for the seven-month period ended November 30, 2011. The reports show the actual expenditures and revenues for the fiscal year. All known savings or overruns over budgeted amounts are identified in the report and explanations are provided for significant amounts.
- The details of the financial performance of the Office of the Auditor General are shown on a separate Statement of Revenue and Expenditure for the seven-month period ended November 30, 2011. The reports show the actual expenditures and revenues for the fiscal year. All known savings or overruns over budgeted amounts are identified in the report and explanations are provided for any significant amounts.

Analysis:

Legal Consultation:

Not applicable

Internal Consultation(s):

Not applicable

External Consultation(s):

Not applicable

Comparison to Government Policy:

Not applicable

Financial Impact:

Not applicable

Legislative Impact:

Not applicable

Options:

Not applicable

Status:

Not applicable

Action Required:

- For review purposes

Prepared by: Wanda Lee Mercer

Approved by: William MacKenzie

Approved by:

Date: December 5, 2011

Attachments:

1. Statement of Revenue and Expenditure – Legislature (excluding the Office of the Auditor General)
2. Statement of Revenue and Expenditure – Office of the Auditor General



LEGISLATURE (excluding The Office of the Auditor General)
STATEMENT OF REVENUE AND EXPENDITURE
For the Period 1 April 2011 to 30 November 2011
Unaudited

	Original Estimates	Operating Budget	Expenditures Plus Encumbrances & Revenues	Projected Total Expenditures & Revenue		Projected Savings (Over- runs) from Original Budget		Projected Savings (Over-runs) from Operating Budget
1.1.01. ADMINISTRATIVE SUPPORT								
01. Salaries	1,921,400	1,921,400	1,174,591	1,903,400		18,000	1	18,000
02. Employee Benefits	7,000	7,000	5,693	7,000		-		-
03. Transportation and Communications	69,800	69,800	61,305	62,800		7,000	2	7,000
04. Supplies	46,200	46,200	20,714	46,200		-		-
05. Professional Services	220,000	220,000	116,712	220,000		-		-
06. Purchased Services	112,000	112,000	44,312	77,000		35,000	3	35,000
07. Property, Furnishings and Equipment	180,000	180,000	95,256	180,000		-		-
	2,556,400	2,556,400	1,518,583	2,496,400	-	60,000		60,000
02. Revenue - Provincial	-	-	(159)	(159)		159		159
Total: Administrative Support	2,556,400	2,556,400	1,518,424	2,496,241	-	60,159		60,159

1. Projected savings due to temporary vacancy and hiring on a lower scale, offset by unbudgeted cost of severance payments.
2. Projected savings as travel expenditures for conferences are lower than anticipated at budget time.
3. Projected savings as printing costs are less than anticipated at budget time.



LEGISLATURE (excluding The Office of the Auditor General)
STATEMENT OF REVENUE AND EXPENDITURE
For the Period 1 April 2011 to 30 November 2011
Unaudited

	Original Estimates	Operating Budget	Expenditures Plus Encumbrances & Revenues	Projected Total Expenditures & Revenue	Projected Savings (Over- runs) from Original Budget	Projected Savings (Over-runs) from Operating Budget
1.1.02. LEGISLATIVE LIBRARY AND RECORDS MANAGEMENT						
01. Salaries	731,000	731,000	480,314	731,000	-	-
02. Employee Benefits	3,700	3,700	2,783	3,700	-	-
03. Transportation and Communications	16,700	16,700	7,010	12,700	4,000	4,000
04. Supplies	59,400	59,400	41,114	59,400	-	-
05. Professional Services	7,200	7,200	-	10,200	(3,000)	(3,000)
06. Purchased Services	17,900	17,900	12,509	17,900	-	-
07. Property, Furnishings and Equipment	-	-	-	-	-	-
Total: Legislative Library and Records Management	835,900	835,900	543,731	834,900	1,000	1,000

1. Projected savings as travel expenditures for conferences were less than anticipated at budget time.

2. Projected overrun as funds are required for vulnerability assessment of the web launch for the Library Catalogue.



LEGISLATURE (excluding The Office of the Auditor General)
STATEMENT OF REVENUE AND EXPENDITURE
For the Period 1 April 2011 to 30 November 2011
Unaudited

	Original Estimates	Operating Budget	Expenditures Plus Encumbrances & Revenues	Projected Total Expenditures & Revenue	Projected Savings (Over- runs) from Original Budget		Projected Savings (Over-runs) from Operating Budget
1.1.03. HANSARD AND THE BROADCAST CENTRE							
01. Salaries	654,100	654,100	416,427	654,100	-		-
02. Employee Benefits	1,500	1,500	1,100	1,500	-		-
03. Transportation and Communications	14,000	14,000	6,752	12,000	2,000	1	2,000
04. Supplies	9,000	9,000	4,128	9,000	-		-
05. Professional Services	25,000	25,000	18,200	25,000	-		-
06. Purchased Services	301,700	301,700	174,180	196,700	105,000	2	105,000
07. Property, Furnishings and Equipment	25,000	25,000	10,038	130,000	(230,000)	3	(105,000)
Total: Hansard and the Broadcast Centre	1,030,300	1,030,300	630,825	1,028,300	(123,000)		2,000

1. Projected savings as travel expenditures for conferences were less than anticipated at budget time.

2. Projected savings related to satellite charges as sitting days for the House of Assembly and Commission are anticipated to be less than days budgeted.

3. Projected overrun related to the replacement of the analog broadcast equipment with digital broadcast equipment. Savings have been identified in Hansard and Broadcast Centre, Administrative Support and House Operations activities to cover this overrun.



LEGISLATURE (excluding The Office of the Auditor General)
STATEMENT OF REVENUE AND EXPENDITURE
For the Period 1 April 2011 to 30 November 2011
Unaudited

	Original Estimates	Operating Budget	Expenditures Plus Encumbrances & Revenues	Projected Total Expenditures & Revenue		Projected Savings (Over- runs) from Original Budget		Projected Savings (Over-runs) from Operating Budget
1.1.04. MEMBERS' RESOURCES								
01. Salaries	6,174,400	6,174,400	4,297,263	7,084,400		(910,000)	1	(910,000)
03. Transportation and Communications	5,000	14,000	11,541	14,000		(9,000)	2	-
06. Purchased Services	10,000	14,600	14,322	14,600		(4,600)	3	-
09. Allowances and Assistance	2,829,000	2,824,600	1,015,842	1,629,000		1,200,000	4	1,195,600
	9,018,400	9,027,600	5,338,969	8,742,000	-	276,400		285,600
02. Revenue - Provincial	-	-	(71,714)	(71,714)		71,714	5	71,714
Total: Members' Resources	9,018,400	9,027,600	5,267,255	8,670,286	-	348,114		357,314

1. Projected overruns due to unbudgeted costs of severance payments and paid leave.

2. Projected overrun due to unbudgeted travel expenditures for Constituency Assistant training.

3. Projected overruns due to increased costs of furniture moving, storage and file shredding costs for outgoing Members related to the 2011 General Election.

4. Projected savings as expenditures for Allowances & Assistance are expected to be less than budgeted as Members (including retired Members) did not avail of maximum allowable funds.

5. Revenues mainly related to repayment of excess constituency allowances.



LEGISLATURE (excluding The Office of the Auditor General)
STATEMENT OF REVENUE AND EXPENDITURE
For the Period 1 April 2011 to 30 November 2011
Unaudited

	Original Estimates	Operating Budget	Expenditures Plus Encumbrances & Revenues	Projected Total Expenditures & Revenue	Projected Savings (Over- runs) from Original Budget		Projected Savings (Over-runs) from Operating Budget
1.1.05. HOUSE OPERATIONS							
01. Salaries	311,700	311,700	188,938	303,700	8,000	1	8,000
02. Employee Benefits	9,900	9,900	2,000	2,900	7,000	2	7,000
03. Transportation and Communications	145,600	145,600	36,911	65,600	80,000	3	80,000
04. Supplies	20,500	20,500	7,228	15,500	5,000	4	5,000
05. Professional Services	3,900	3,900	240	1,900	2,000	5	2,000
06. Purchased Services	47,000	47,000	12,270	40,000	7,000	6	7,000
07. Property, Furnishings and Equipment	1,700	1,700	520	1,700	-		-
10. Grants and Subsidies	13,300	13,300	668	13,300	-		-
Total: House Operations	553,600	553,600	248,776	444,600	109,000		109,000

1. Projected savings as payments to external committee members were less than anticipated, partially offset by severance payment.
2. Projected savings as fewer conference registrations than anticipated at budget time.
3. Projected savings as travel expenditures for conferences, commission/committee and other meetings are less than anticipated at budget time.
4. Projected savings as expenditures for supplies are less than anticipated at budget time.
5. Projected savings as Per Diems to Audit Committee Members are less than anticipated at budget time.
6. Projected savings as membership fees are less than anticipated at budget time.



LEGISLATURE (excluding The Office of the Auditor General)
STATEMENT OF REVENUE AND EXPENDITURE
For the Period 1 April 2011 to 30 November 2011
Unaudited

	Original Estimates	Operating Budget	Expenditures Plus Encumbrances & Revenues	Projected Total Expenditures & Revenue	Projected Savings (Over- runs) from Original Budget		Projected Savings (Over-runs) from Operating Budget
1.1.06. GOVERNMENT MEMBERS CAUCUS							
01. Salaries	718,300	718,300	434,451	687,300	31,000	1	31,000
02. Employee Benefits	2,000	2,000	497	1,000	1,000		1,000
03. Transportation and Communications	33,600	33,600	14,971	23,600	10,000	2	10,000
04. Supplies	14,100	14,100	2,940	9,100	5,000	3	5,000
06. Purchased Services	11,500	11,500	10,089	11,500	-		-
07. Property, Furnishings and Equipment	4,400	4,400	726	4,400	-		-
10. Grants and Subsidies	53,300	53,300	28,037	53,300	-		-
Total: Government Members Caucus	837,200	837,200	491,711	790,200	47,000		47,000

1. Projected savings as the variable funding will be reduced by \$31,000 as fewer private members after the October General Election.

2. Projected savings as travel expenditures and phone charges are less than anticipated at budget time.

3. Projected savings as expenditures for supplies are less than anticipated at budget time.



LEGISLATURE (excluding The Office of the Auditor General)
STATEMENT OF REVENUE AND EXPENDITURE
For the Period 1 April 2011 to 30 November 2011
Unaudited

	Original Estimates	Operating Budget	Expenditures Plus Encumbrances & Revenues	Projected Total Expenditures & Revenue	Projected Savings (Over- runs) from Original Budget	Projected Savings (Over-runs) from Operating Budget
1.1.07. OFFICIAL OPPOSITION CAUCUS						
01. Salaries	718,300	718,300	504,347	794,300	(76,000) ¹	(76,000)
02. Employee Benefits	1,600	1,950	1,941	1,950	(350)	-
03. Transportation and Communications	67,000	67,000	36,369	67,000	-	-
04. Supplies	16,600	16,250	7,509	16,250	350	-
06. Purchased Services	16,600	16,600	12,351	16,600	-	-
07. Property, Furnishings and Equipment	3,700	3,700	560	3,700	-	-
10. Grants and Subsidies	10,200	10,200	5,340	10,200	-	-
Total: Official Opposition Caucus	834,000	834,000	568,417	910,000	(76,000)	(76,000)

1. Projected overrun due to unbudgeted cost of severance payments. Variable funding to be increased by \$20,500 for balance of year as two more private members after the October General Election.



LEGISLATURE (excluding The Office of the Auditor General)
STATEMENT OF REVENUE AND EXPENDITURE
For the Period 1 April 2011 to 30 November 2011
Unaudited

	Original Estimates	Operating Budget	Expenditures Plus Encumbrances & Revenues	Projected Total Expenditures & Revenue	Projected Savings (Over- runs) from Original Budget	Projected Savings (Over-runs) from Operating Budget
1.1.08. THIRD PARTY CAUCUS						
01. Salaries	349,500	349,500	231,312	400,500	(51,000) ¹	(51,000)
02. Employee Benefits	800	800	-	800	-	-
03. Transportation and Communications	22,200	22,200	12,714	22,200	-	-
04. Supplies	7,800	7,800	2,576	7,800	-	-
06. Purchased Services	5,000	5,000	2,389	5,000	-	-
07. Property, Furnishings and Equipment	1,800	1,800	290	1,800	-	-
10. Grants and Subsidies	10,200	10,200	5,340	10,200	-	-
Total: Third Party Caucus	397,300	397,300	254,622	448,300	(51,000)	(51,000)
<p>1. Projected overrun due to unbudgeted cost of severance payments. Variable funding to be increased by \$41,100 for balance of year as four more private members after the October General Election.</p>						
TOTAL HOUSE OF ASSEMBLY	16,063,100	16,072,300	9,523,760	15,622,827	315,273	449,473



LEGISLATURE (excluding The Office of the Auditor General)
STATEMENT OF REVENUE AND EXPENDITURE
For the Period 1 April 2011 to 30 November 2011
Unaudited

	Original Estimates	Operating Budget	Expenditures Plus Encumbrances & Revenues	Projected Total Expenditures & Revenue	Projected Savings (Over- runs) from Original Budget	Projected Savings (Over-runs) from Operating Budget
3.1.01. OFFICE OF THE CHIEF ELECTORAL OFFICER						
01. Salaries	3,319,500	3,319,500	2,644,731	3,319,500	-	-
02. Employee Benefits	5,000	5,000	1,472	5,000	-	-
03. Transportation and Communications	720,200	720,200	608,070	720,200	-	-
04. Supplies	69,600	69,600	64,228	69,600	-	-
05. Professional Services	65,000	65,000	29,760	65,000	-	-
06. Purchased Services	992,800	992,800	881,425	992,800	-	-
07. Property, Furnishings and Equipment	69,500	69,500	43,754	69,500	-	-
10. Grants and Subsidies	450,000	450,000	-	450,000	-	-
	5,691,600	5,691,600	4,273,440	5,691,600	-	-
02. Revenue - Provincial	-	-	(15)	(15)	15	15
Total: Office of the Chief Electoral Officer	5,691,600	5,691,600	4,273,425	5,691,585	15	15

Note: Due to the October General Election, projections are currently not available as a significant number of transactions are outstanding.



LEGISLATURE (excluding The Office of the Auditor General)
STATEMENT OF REVENUE AND EXPENDITURE
For the Period 1 April 2011 to 30 November 2011
Unaudited

	Original Estimates	Operating Budget	Expenditures Plus Encumbrances & Revenues	Projected Total Expenditures & Revenue	Projected Savings (Over- runs) from Original Budget		Projected Savings (Over-runs) from Operating Budget
4.1.01. OFFICE OF THE CITIZENS' REPRESENTATIVE							
01. Salaries	617,800	617,800	415,754	629,800	(12,000)	1	(12,000)
02. Employee Benefits	4,000	4,000	2,388	4,000	-		-
03. Transportation and Communications	64,200	64,200	15,633	44,200	20,000	2	20,000
04. Supplies	10,000	10,000	2,620	10,000	-		-
05. Professional Services	50,000	50,000	1,811	40,600	9,400	3	9,400
06. Purchased Services	92,500	92,500	96,826	101,900	(9,400)	4	(9,400)
07. Property, Furnishings and Equipment	5,000	5,000	659	5,000	-		-
Total: Office of the Citizens' Representative	843,500	843,500	535,691	835,500	8,000		8,000

1. Projected overrun due to hiring of temporary employee.
2. Projected savings as travel expenditures are less than anticipated at budget time.
3. Projected savings as legal and consulting fees are less than anticipated at budget time.
4. Projected overruns due to unbudgeted costs of office renovations.



LEGISLATURE (excluding The Office of the Auditor General)
STATEMENT OF REVENUE AND EXPENDITURE
For the Period 1 April 2011 to 30 November 2011
Unaudited

	Original Estimates	Operating Budget	Expenditures Plus Encumbrances & Revenues	Projected Total Expenditures & Revenue	Projected Savings (Over- runs) from Original Budget	Projected Savings (Over-runs) from Operating Budget
5.1.01. OFFICE OF THE CHILD AND YOUTH ADVOCATE						
01. Salaries	993,900	993,900	627,093	993,900	-	-
02. Employee Benefits	5,000	5,000	2,164	5,000	-	-
03. Transportation and Communications	85,000	85,000	21,120	40,000	45,000 ¹	45,000
04. Supplies	10,000	10,000	8,130	10,000	-	-
05. Professional Services	30,000	30,000	6,813	30,000	-	-
06. Purchased Services	203,300	203,300	137,408	203,300	-	-
07. Property, Furnishings and Equipment	5,000	6,000	5,944	6,000	(1,000)	-
Total: Office of the Child and Youth Advocate	1,332,200	1,333,200	808,671	1,288,200	44,000	45,000

1. Projected savings as travel to advocacy clinics is less than anticipated at budget time.



LEGISLATURE (excluding The Office of the Auditor General)
STATEMENT OF REVENUE AND EXPENDITURE
For the Period 1 April 2011 to 30 November 2011
Unaudited

	Original Estimates	Operating Budget	Expenditures Plus Encumbrances & Revenues	Projected Total Expenditures & Revenue	Projected Savings (Over- runs) from Original Budget		Projected Savings (Over-runs) from Operating Budget
6.1.01. OFFICE OF THE INFORMATION AND PRIVACY COMMISSIONER							
01. Salaries	887,200	887,200	632,798	959,200	(72,000)	1	(72,000)
02. Employee Benefits	18,800	18,800	8,004	8,800	10,000	2	10,000
03. Transportation and Communications	79,700	79,700	25,553	44,700	35,000	3	35,000
04. Supplies	16,300	16,300	8,102	16,300	-		-
05. Professional Services	95,000	95,000	61,966	95,000	-		-
06. Purchased Services	102,400	102,400	84,669	92,400	10,000	4	10,000
07. Property, Furnishings and Equipment	5,000	5,000	-	2,000	3,000	5	3,000
Total: Office of the Information and Commissioner	1,204,400	1,204,400	821,093	1,218,400	(14,000)		(14,000)
TOTAL LEGISLATURE (Excluding the Office of Auditor General)	25,134,800	25,145,000	15,962,640	24,656,512	353,288		488,488

1. Projected overrun due to hiring of temporary employees.

2. Projected savings as conference registrations were less than anticipated at budget time.

3. Projected savings as lower travel for presentations, conferences, investigations and training than anticipated at budget time.

4. Projected savings as less printing costs and rental room rentals than anticipated at budget time.

5. Projected savings due to less purchases of computers and office furniture than anticipated at budget time.

—

—

—

—

—
—

—
—
—

—
—

—
—

—
—

—
—

—
—

—
—
—

—

—

—

—

—

—

—



OFFICE OF THE AUDITOR GENERAL
STATEMENT OF REVENUE AND EXPENDITURE
For the Period 1 April 2011 to 30 November 2011
Unaudited

	Original Estimates	Operating Budget	Actual Expenditures and Revenue	Projected Total Expenditures and Revenue	Projected Savings (Over- runs) from Original Budget	Projected Savings (Over- runs) from Operating Budget
2.1.01. EXECUTIVE SUPPORT						
01. Salaries	228,000	218,000	125,879	199,500	28,500	18,500
01. Salaries (Statutory)	159,200	159,200	408,148	460,500	(301,300) ¹	(301,300)
02. Employee Benefits	5,000	5,000	2,967	5,000	-	-
03. Transportation and Communications	27,000	22,000	8,988	22,000	5,000	-
05. Professional Services	10,000	5,000	-	5,000	5,000 ²	-
06. Purchased Services	1,000	1,000	693	700	300	300
Total: Executive Support	430,200	410,200	546,675	692,700	(262,500)	(282,500)

¹ Salaries: projected overrun due to retirement payouts and hiring of Auditor General and Deputy Auditor General at a lower level.

² Professional Services: transfer to Employee Benefits - Audit



**OFFICE OF THE AUDITOR GENERAL
STATEMENT OF REVENUE AND EXPENDITURE
For the Period 1 April 2011 to 30 November 2011
Unaudited**

	Original Estimates	Operating Budget	Actual Expenditures and Revenue	Projected Total Expenditures and Revenue	Projected Savings (Over- runs) from Original Budget	Projected Savings (Over- runs) from Operating Budget
2.1.02. ADMINISTRATIVE SUPPORT						
01. Salaries	193,600	193,600	126,127	193,600	-	-
02. Employee Benefits	8,500	8,500	8,462	9,000	(500)	(500)
03. Transportation and Communications	41,600	38,600	28,748	38,000	3,600	600
04. Supplies	113,600	113,600	53,678	114,500	(900)	(900)
05. Professional Services	10,000	3,000	520	2,000	8,000	1,000
06. Purchased Services	204,700	204,700	175,946	206,000	(1,300)	(1,300)
07. Property, Furnishings and Equipment	52,800	52,800	46,928	51,600	1,200	1,200
Total: Administrative Support	624,800	614,800	440,409	614,700	10,100	100



OFFICE OF THE AUDITOR GENERAL
STATEMENT OF REVENUE AND EXPENDITURE
For the Period 1 April 2011 to 30 November 2011
Unaudited

	Original Estimates	Operating Budget	Actual Expenditures and Revenue	Projected Total Expenditures and Revenue	Projected Savings (Over- runs) from Original Budget	Projected Savings (Over- runs) from Operating Budget
2.1.03. AUDIT OPERATIONS						
01. Salaries	2,624,400	2,579,400	1,680,487	2,635,000	(10,600) ¹	(55,600)
02. Employee Benefits	63,500	93,500	67,753	93,500	(30,000) ²	-
03. Transportation and Communications	72,500	72,500	46,532	72,500	-	-
05. Professional Services	10,000	55,000	46,393	46,400	(36,400) ³	8,600
	2,770,400	2,800,400	1,841,165	2,847,400	(77,000)	(47,000)
02. Revenue - Provincial	(222,700)	(222,700)	(101,750)	(222,700)	-	-
Total: Audit Operations	2,547,700	2,577,700	1,739,415	2,624,700	(77,000)	(47,000)
Total: OFFICE OF THE AUDITOR GENERAL	3,602,700	3,602,700	2,726,499	3,932,100	(329,400)	(329,400)

¹ Salaries: projected overrun due to retirement payouts.

² Employee Benefits - projected overrun due to additional training for Audit Managers and increase in CCAF membership fee.

³ Professional Services: projected overrun due to hiring of contractual auditors from auditing firm.

**House of Assembly Management Commission
Briefing Note**

Title: Budget Transfer Request

Issue: Approval for a Transfer of Funds – Variable Funding for Caucus Offices

Background:

- **CM 2008-085** provides for variable (per Member) funding for Caucus Offices. The variable funding for each Private Member is currently \$21,867.
- Following the 2011 General Election, adjustments to the variable funding for the remainder of 2011-12 are required to reflect the current number of private members. **CM 2011-010** states:

“The Commission directed that variable and operational caucus funding adjustments will continue in accordance with **CM 2008-085** following by-elections, but adjustments will be effective immediately after each general election.”

- The change in the number of private members has resulted in the following:
 - Government Members Caucus variable has been reduced by three private members, requiring a decrease in variable funding of \$31,100;
 - The Official Opposition Caucus has been increased by two private members, requiring an increase in variable funding of \$20,500 and
 - The Third Party Caucus has been increased by four private members, requiring an increase in variable funding of \$41,100.
- The Transfer of Funds Policy, April 2008 requires House of Assembly Management Commission approval to transfer funds from any Main Object (other than Salaries) into the Salaries Main Object.
- The current salary budget does not have available funds for the increase in variable funding required for the remainder of 2011-12. A transfer of funds of will be required

Analysis:

Legal Consultation:

Not applicable.

Internal Consultation(s):

Not applicable.

External Consultation(s):

Not applicable.

Comparison to Government Policy:

Not applicable.

Financial Impact:

Not applicable.

Legislative Impact:

Not applicable.

Options:

Not applicable.

Status:

Not applicable.

Action Required:

- The Commission approves the following transfer of funds:

From:

Subdivision 1.1.06.01 – Government Members Caucus – Salaries	\$ 31,100
Subdivision 1.1.06.10 – Government Members Caucus – Grants and Subsidies	\$ 3,600
Subdivision 1.1.01.06 – Administrative Support – Purchased Services	\$ 26,900

To:

Subdivision 1.1.07.01 – Official Opposition Caucus – Salaries	\$20,500
Subdivision 1.1.08.01 – Third Party Caucus – Salaries	\$41,100

Prepared by: Wanda Lee Mercer

Approved by: William MacKenzie

Approved by:

Date: December 5, 2011

**House of Assembly Management Commission
Briefing Note**

Title: Budget Transfers Request

Issue: Approval for a Transfer of Funds – Office of the Information and Privacy Commissioner (OIPC)

Background:

- The Transfer of Funds Policy, April 2008 requires House of Assembly Management Commission approval to transfer funds from any Main Object (other than Salaries) into the Salaries Main Object.
- As a result of the workload at the OIPC, which has taxed the administrative functions of the office, an Administrative Officer was hired on a temporary basis in 2008. At that time, savings were identified in Salaries to cover the salary costs for this position. Due to the importance of this executive and administrative support position, it was maintained in subsequent fiscal years, including 2011-12.
- During fiscal year 2009-10, an Access and Privacy Analyst was hired on a temporary basis (maternity leave replacement). Due to the workload and backlog of investigations resulting from increased activity on the access to information side, a large number of privacy breach complaints and the additional work load associated with the anticipated proclamation of the *Personal Health Information Act (PHIA)*, this temporary position was maintained in 2011-12 when the permanent incumbent returned from maternity leave.
- The current salary budget does not have available funds for OIPC to maintain the current staff complement for the remainder of the fiscal year. OIPC will require a transfer of funds of \$58,000.
- The OIPC has identified \$58,000 savings in other Main Objects out of the existing budget required for this transfer.

Analysis:

Legal Consultation:

Not applicable.

Internal Consultation(s):

Not applicable.

External Consultation(s):

Not applicable.

Comparison to Government Policy:

Not applicable.

Financial Impact:

Not applicable.

Legislative Impact:

Not applicable.

Options:

Not applicable.

Status:

Not applicable.

Action Required:

- The Commission approves the following transfer of funds:

From:

Subdivision 6.1.01.02 Office of the Information and Privacy Commissioner – Employee Benefits	\$ 10,000
Subdivision 6.1.01.03 Office of the Information and Privacy Commissioner – Transportation	\$ 35,000
Subdivision 6.1.01.06 Office of the Information and Privacy Commissioner – Purchased Services	\$ 10,000
Subdivision 6.1.01.07 Office of the Information and Privacy Commissioner – Property, Furnishings and Equipment	\$ 3,000

To:

Subdivision 6.1.01.01 Office of the Information and Privacy Commissioner – Salaries	\$58,000
---	----------

Prepared by: Wanda Lee Mercer

Approved by: William MacKenzie

Approved by:

Date: December 5, 2011

**House of Assembly Management Commission
Briefing Note**

Title: Caucus Operational Funding Grants

Issue: Caucus Operational Funding Expenditure Reports for 2010-2011

Background:

- At its February 2, 2010 meeting, the Commission approved the Caucus Operational Funding Grants Policy dated February 2010. **CM 2010-003 refers.**
- Section 6.0 of the policy requires each caucus to submit a report detailing expenditures on the use of this allocation to the Commission within 90 days after the end of each fiscal year.
- The reports detailing expenditures for the period 1 April 2010 to 31 March 2011 have been received from the Office of the Speaker, Government Members' Caucus, Official Opposition Caucus, and the Third Party Caucus. A summary of the expenditures for each Caucus is attached.

Analysis:

Legal Consultation:

Not applicable

Internal Consultation(s):

Not applicable

External Consultation(s):

Office of the Speaker, Government Members' Caucus, Official Opposition Caucus, Third Party Caucus

Comparison to Government Policy:

Not applicable

Financial Impact:

Not applicable

Legislative Impact:

Not applicable

Options:

Not applicable

Status:

All reports are received and attached.

Action Required:

For reporting purposes only.

Prepared by: Marie Keefe

Approved by: William MacKenzie

Approved by:

Date: December 5, 2011

Attachments:

1. Office of the Speaker 2010-2011 Annual Expense Report
2. Government Members' Caucus 2010-2011 Annual Expense Report
3. Official Opposition Caucus 2010-2011 Annual Expense Report
4. Third Party Caucus 2010-2011 Annual Expense Report

**Speaker's Office Caucus
Summary of Expenditures
For the Period April 1, 2010 to March 31, 2011**

Caucus Office and Staff		
Transportation and Communications		
Travel, meals and accommodations associated with hearings, caucus, and other meetings		\$0.00
Travel, meals and accommodations associated with luncheons such as Board of Trade, Combined Councils of Labrador conference, and similar functions		\$0.00
Travel, meals and accommodations associated with training and development		\$0.00
Taxis, couriers and other delivery charges		\$0.00
Sub-Total		\$0.00
Supplies		
Newspapers, other subscriptions, resource materials		\$0.00
Gifts for visiting delegations or individuals, to a maximum of \$200 per gift		\$0.00
Flowers or similar tokens of respect on behalf of a caucus for funerals or serious illnesses of Members, former Members or political staff		\$0.00
Meals and food services for meetings and guests, or for staff outside normal working hours		\$ 614.63
Office supplies and operational expenses		\$ 81.77
Sub-Total		\$ 696.40
Purchased Services		
Registration or other fees associated with luncheons such as Board of Trade and similar functions		\$0.00
Processing fees for Access to Information requests		\$0.00
Media transcripts		\$0.00
Training and development registration fees		\$0.00
Standard banking charges		\$0.00
Advertising, of a non-partisan nature, on behalf of the caucus		\$0.00
Sub-Total		\$0.00

**Speaker's Office Caucus
Summary of Expenditures
For the Period April 1, 2010 to March 31, 2011**

Members and Constituency Assistants - Caucus Meetings		
Transportation and Communications		
Travel, meals and accommodations		\$0.00
Supplies		
Office supplies, food services, water, other		\$0.00
Purchased Services		
Room rentals, advertising, printing, other		\$0.00
Sub-Total		\$0.00
Total		\$ 696.40




HOUSE OF ASSEMBLY
NEWFOUNDLAND AND LABRADOR

November 7, 2011

Ms. Marlene Lamb
Chief Financial Officer
Corporate and Members' Services Division
House of Assembly

Ms. Lamb:

Please find attached a summary of caucus expenses for the Progressive Conservative members of the House of Assembly for the fiscal year 2010.



Pat Bruce
Office manager
Government Members Office
3rd Floor, East Block
Confederation Complex

**Progressive Conservative Party Caucus
Summary of Expenditures
For the Period April 1, 2010 to March 31, 2011**


Caucus Office and Staff		
Transportation and Communications		
Travel, meals and accommodations associated with hearings, caucus, and other meetings		\$ 4,610.73
Travel, meals and accommodations associated with luncheons such as Board of Trade, Combined Councils of Labrador conference, and similar functions		\$ -
Travel, meals and accommodations associated with training and development		\$ -
Taxis, couriers and other delivery charges		\$ 325.36
Sub-Total		\$ 4,936.09
Supplies		
Newspapers, other subscriptions, resource materials		\$ -
Gifts for visiting delegations or individuals, to a maximum of \$200 per gift		\$ -
Flowers or similar tokens of respect on behalf of a caucus for funerals or serious illnesses of Members, former Members or political staff		\$ 190.40
Meals and food services for meetings and guests, or for staff outside normal working hours		\$ 420.92
Office supplies and operational expenses		\$ 3,204.66
Sub-Total		\$ 3,815.98
Purchased Services		
Registration or other fees associated with luncheons such as Board of Trade and similar functions		\$ -
Processing fees for Access to Information requests		\$ -
Media transcripts		\$ 3,002.62
Training and development registration fees		\$ -
Standard banking charges		\$ 265.75
Advertising, or a non-partisan nature, on behalf of the caucus		\$ -
Sub-Total		\$ 3,268.37

Progressive Conservative Party Caucus
 Summary of Expenditures
 For the Period April 1, 2010 to March 31, 2011

Members and Constituency Assistants -- Caucus Meetings	
Transportation and Communications	
Travel, meals and accommodations	\$ 71,483.96
Supplies	
Office supplies, food services, water, other	\$ 1,323.85
Purchased Services	
Room rentals, advertising, printing, other	\$ -
Sub-Total	\$ 72,807.81
Total	\$ 84,828.25



HOUSE OF ASSEMBLY
NEWFOUNDLAND AND LABRADOR



Official Opposition Office

MEMORANDUM

**TO: Wanda Lee Mercer, Manager
Financial Planning & Reporting**

**FROM: Gail Parsons
Administrative Assistant**

DATE: June 30th, 2011

RE: FISCAL YEAR END CAUCUS FUNDING REPORT

**

Attached please find the Official Opposition Caucus Funding Report for the Fiscal Year 2010 – 2011 as per the House of Assembly Management Commission guidelines for Caucus Funding which states:

CM2008 -085 .6: “...Each Caucus shall submit a report detailing expenditures on the use of this allocation to the Commission within 90 days after the end of each fiscal year.” (June 30th).

Attachment

cc: Bill MacKenzie, Clerk HOA
Marlene Lambe, CFO HOA
Official Opposition Caucus

**Summary of Expenditures
For the Period April 1st, 2010 to March 31st, 2011**

Official Opposition Caucus Office and Staff		
Transportation and Communications		
Travel, meals and accommodations associated with hearings, caucus and other meetings		0
Travel, meals and accommodations associated with luncheons such as Board of Trade, Combined Councils of Labrador conference, and similar functions		\$62.21
Travel, meals and accommodations associated with training and development		0
Taxis, couriers and other delivery charges		\$389.53
Sub-Total		\$451.74
Supplies		
Newspapers, other subscriptions, resource materials		\$412.16
Gifts for visiting delegations or individuals, to a maximum of \$200 per gift		\$847.93
Flowers or similar tokens of respect on behalf of a caucus for funerals or serious illnesses of Members, former Members or political staff		\$267.67
Meals and food services for meetings and guests, or for staff outside normal working hours		\$1,231.78
Office supplies and operational expenses		\$583.46
Sub-Total		\$3,343.00
Purchased Services		
Registration or other fees associated with luncheons such as Board of Trade and similar functions		\$1,343.55
Processing fees for Access to Information requests		\$1,001.25
Media transcripts		\$1,460.33
Training and development registration fees		\$37.00
Standard banking charges		\$416.97
Advertising, of a non-partisan nature, on behalf of the caucus		0
Sub-Total		\$4,259.10

	Members and Constituency Assistants – Caucus Meetings	
	Transportation and Communications	
	Travel, meals and accommodations	0
	Supplies	
	Office supplies, food services, water, other	\$1,827.29
	Purchased Services	
	Room rentals, advertising, printing, other	0
	Subtotal	\$1,827.29
	Total	\$9,881.13

**THIRD PARTY CAUCUS
SUMMARY OF EXPENDITURES, CAUCUS OPERATIONAL FUNDING
FOR THE PERIOD APRIL 1, 2010 TO MARCH 31, 2011**

SUMMARY OF EXPENDITURES

TRANSPORTATION AND COMMUNICATIONS

COURIER SERVICES & TAXIS	\$464.75
--------------------------	----------

SUPPLIES

OPERATIONAL EXPENSES	\$1,200.00
SUBSCRIPTIONS	\$300.00
MEALS	\$1,082.23
MISCELLANEOUS	\$738.84

PURCHASED SERVICES

MEDIA	\$2,244.12
ADVERTISING	\$1,012.64
CONFERENCES & MEETINGS	\$310.00
BANK SERVICE CHARGES	\$59.40

TOTAL	\$7,411.98
--------------	-------------------

House of Assembly Management Commission

Briefing Note

Title: Audit Committee

Issue: Appointment of new Audit Committee Members and Chair

Background:

- The Audit Committee is established under the authority of section 23 of the *House of Assembly Accountability, Integrity and Administration Act* (the Act) which states:
 - (1) *There is established a committee of the commission, to be known as the audit committee.*
 - (2) *The audit committee shall consist of*
 - (a) *2 members of the commission chosen by the commission, at least one of whom shall not be a member of the government party; and*
 - (b) *2 persons, chosen by the Chief Justice of the province, who are not members but who are resident in the province, and have demonstrated knowledge and experience in financial matters and are suitable to represent the public interest.*
 - (3) *The commission shall designate the chair of the audit committee from members of the committee.*
- Chief Justice Green has named the two members of the public to serve on the Audit Committee: Ms. Janet Gardiner, C.A., and Ms. Gail Hamilton, C.A..
- As the Commission has been reconstituted for the 47th General Assembly, the Commission must appoint two members and a Chair for the Audit Committee.

Analysis:

Legal Consultation:

Not applicable.

Internal Consultation(s):

Not applicable.

External Consultation(s):

Not applicable.

Comparison to Government Policy:

Not applicable.

Financial Impact:

Not applicable.

Legislative Impact:

Not applicable.

Options:

Not applicable.

Status:

Not applicable.

Action Required:

Recommended Minutes:

- The Commission appoints _____ and _____ as Members of the Audit Committee, effective immediately.
- The Commission appoints _____ as Chair of the Audit Committee, effective immediately.

Prepared by: Marie Keefe

Approved by: William MacKenzie

Approved by:

Date: December 5, 2011