

**House of Assembly Management Commission
Agenda**

**Location: House of Assembly Chamber
Date: September 18, 2012
Time: 2:00 p.m.**

Tab 1 *In Camera*

Tab 2 **Minutes**
Approval of Minutes for July 4, 2012 meeting

Reports

- Speaker's Report on Authorizations under Section 18(4)
- Clerk's Report on Authorizations for Furniture

New Business

Tab 3 Appointment of Audit Committee Member and Chair

Tab 4 Letters of Appeal

- Member for Conception Bay East – Bell Island
- Member for Lake Melville

Tab 5 Financial Reports – 30 June 2012

Tab 6 Caucus Operational Funding Grants Reports 2011-2012

Tab 7 Budget Transfer Request

Tab 8 Third Party Budget



**House of Assembly
Newfoundland and Labrador**

**Minutes of the House of Assembly
Management Commission**

Date: July 4, 2012

Location: House of Assembly Chamber

Time: 11:00 a.m.

Members Present:

Hon. Ross Wiseman, Speaker

Ms. Sandra Barnes, Clerk of the House of Assembly

Hon. Jerome Kennedy, Government House Leader

Ms. Lorraine Michael, MHA (NDP) Signal Hill - Quidi Vidi

Mr. Vaughn Granter, MHA (PC) Humber West

Ms. Yvonne Jones, MHA (L) Cartwright - L'Anse Au Clair

Regrets:

Hon. Joan Burke, MHA (PC) St. Georges - Stephenville

Mr. Dwight Ball, MHA (L) Humber Valley

Other

Mr. Wade Verge, MHA (PC) Lewisporte, Deputy Speaker

Ms. Marlene Lambe, Chief Financial Officer

Ms. Marie Keefe, Policy and Communications Officer

Mr. William MacKenzie, Former Clerk (Invited Guest)

CM 2012-017 The Commission confirmed the permanent status of the position of Election Warehouse Clerk.

CM 2012-018 The Commission confirmed the classification for the position of Election Warehouse Clerk as Hay Level (HL) 04.

- CM 2012-019** The Commission confirmed the permanent status of the position of Executive Secretary, Office of the Information and Privacy Commissioner.
- CM 2012-020** The Commission confirmed the classification for the position of Executive Secretary, Office of the Information and Privacy Commissioner, as HAY Level (HL) 12.
- CM 2012-021** The Commission confirmed the reclassification of the position of Human Resources Services Coordinator as HL 19 to be effective February 9, 2012.
- CM 2012-022** The Commission confirmed the reclassification of the position of Manager, Broadcast Services as HL 21 to be effective February 15, 2012.
- CM 2012-023** The Commission confirmed the reclassification of the position of Business Information Analyst as HL 20 to be effective August 8, 2011 and confirmed the change in title from Business Information Analyst to Election Policy and Systems Analyst.
- CM 2012-024** The Commission confirmed the reclassification of the position of Manager, Voter Registry as HL 20 to be effective August 8, 2011.
- CM 2012-025** The Commission confirmed the reclassification of the position of Communication and Training Officer as HL 21 to be effective August 8, 2011.
- CM 2012-026** The Commission confirmed the permanent status of Access and Privacy Analyst, Office of the Information and Privacy Commissioner.
- CM 2012-027** The Minutes of the House of Assembly Management Commission meeting held on April 25, 2012 were approved as read.

Reports

The Speaker gave an update on authorizations made under subsection 18(4) of the *Members Resources and Allowances Rules* for the period ending June 6, 2012:

- \$12,000.00 (HST excluded) was approved for office accommodations for the Member for The Isles of Notre Dame, Mr. Derrick Dalley. This was the lowest proposal submitted.

The Clerk reported on authorization given for furniture and equipment expenditures. The approvals are as follows:

- \$169.99 was approved for a Storage cabinet for the constituency office of Mr. Wade Verge for the District of Lewisporte;
- \$107.35 was approved for a bookcase for the constituency office of Mr. Jim Bennett, District of St. Barbe;

CM 2012-028 The Commission confirmed that the Estimates for the Legislature for fiscal year 2012-13 as published in the Estimates 2012 document provide the details for the budget as approved by the Commission.

Adjournment: 11:59 a.m.

Hon. Ross Wiseman, MHA
Speaker and Chair

Sandra Barnes
Clerk and Secretary to the Commission



**HOUSE OF ASSEMBLY
OFFICE OF THE SPEAKER**

To: House of Assembly Management Commission
From: Speaker of the House of Assembly
Date: September 10, 2012
Subject: Report on Section 18(4) – *Members' Resources and Allowances Rules*

Section 18 of the *Members' Resources and Allowances Rules* provides a maximum allowance of \$7000 (\$6,140, plus HST) for constituency office accommodations. Under the Rules, a Member may make application in writing to the Speaker requesting permission to exceed the maximum when accommodations can not be obtained within the maximum guidelines. The Speaker must report, in writing, to the Commission any authorizations made under this section of the rules.

Report on Section 18(4) – **Period Ending: September 10, 2012**

DISTRICT	MEMBER	AMOUNT APPROVED	REASON
Humber Valley	Mr. Dwight Ball	\$9,888.00 HST excluded	Lowest proposal submitted.



HOUSE OF ASSEMBLY
OFFICE OF THE CLERK

To: House of Assembly Management Commission
From: Clerk of the House of Assembly
Date: September 10, 2012
Subject: Report on Authorizations for Furniture and Equipment Expenditures

The Commission approved a Standard Office Allocation Package for Members and Constituency Assistants pursuant to Section 25(1) of the *Members' Resources and Allowances Rules*. At its May 2, 2008 meeting, the Commission delegated authority to the Clerk to pre-approve expenditures for other furniture and equipment to a maximum of \$500.00, with the Clerk to report all such approvals to the Commission (**CM 2008-044** refers).

Report for Period Ending: September 10, 2012

DISTRICT	MEMBER	TYPE OF EXPENDITURE	COST	DETAILS
Bonavista South	Mr. Glen Little	Office equipment	\$9.00	Wall clock
Port au Port	Mr. Tony Cornect	Office furniture	\$292.44	Bookcase

**House of Assembly Management Commission
Briefing Note**

Title: Audit Committee

Issue: Appointment of New Audit Committee Member and Chair

Background:

- The Audit Committee is established under the authority of section 23 of the *House of Assembly Accountability, Integrity and Administration Act* (the Act) which states:
 - (1) *There is established a committee of the commission, to be known as the audit committee.*
 - (2) *The audit committee shall consist of*
 - (a) *2 members of the commission chosen by the commission, at least one of whom shall not be a member of the government party; and*
 - (b) *2 persons, chosen by the Chief Justice of the province, who are not members but who are resident in the province, and have demonstrated knowledge and experience in financial matters and are suitable to represent the public interest.*
 - (3) *The commission shall designate the chair of the audit committee from members of the committee.*
- Mr. Vaughn Granter was appointed the Government Members' Caucus representative on the House of Assembly Management Commission, effective June 12, 2012, replacing Mr. Kevin Parsons.
- As Mr. Parsons was Member and Chair of the Audit Committee, the Commission must appoint a new member and designate a Chair for the Committee as required under the Act.

Analysis:

Legal Consultation:

Not applicable

Internal Consultation(s):

Not applicable

External Consultation(s):

External Consultation(s):

Not applicable

Comparison to Government Policy:

Not applicable

Financial Impact:

Not applicable

Legislative Impact:

Not applicable

Options:

Not applicable

Status:

Not applicable


Action Required:

- The Commission appoints _____ as the new member and _____ as the new Chair of the Audit Committee, effective immediately.

Prepared by: Bobbi Russell

Approved by: Sandra Barnes

Approved by:



Date: September 7, 2012

House of Assembly Management Commission

Briefing Note

Title: Letters of Appeal - 60 Days Submission Deadline

Issue: Appeal of Claim Rulings - Member for Conception Bay East-Bell Island

Background:

- The Member for Conception Bay East-Bell Island is appealing the denial of payment by Corporate and Members' Services Division of certain allowable expenses incurred by the Member as the expenditures were incurred more than 60 days prior to the claim being made.
- Subsection 7(6) of the *Members Resources and Allowances Rules* states that
 - (6) *A claim against an allowance for payment or reimbursement shall not be made more than 60 days after the date on which the expenditure was made.*
- Subsections 24(1) and 24(8) of the *House of Assembly Accountability, Integrity and Administration Act* (the Act) state:
 - 24(1) *Where a member incurs an expense and a claim for reimbursement, or payment has been rejected by an officer or staff member of the House of Assembly service, or the member is unsure as to whether an expense, if incurred, will qualify for reimbursement or payment, he or she may request a ruling from the speaker.*
 - (8) *Where the ruling of the speaker is that the expenditure does not comply with the rules and directives of the commission, the member may appeal that ruling to the commission and, after giving the member an opportunity to make a submission in writing in support of the appeal, the commission may decide to reverse, uphold or modify the ruling of the speaker, and the decision of the commission is final.*
- Section 24 of the Act was amended in December 2008 to include subsection 24(9) which states

(9) *Notwithstanding that an expense claim has been denied by an officer, staff member or the speaker, in accordance with the rules where there is an appeal to the commission under this section and the commission determines that that claimed expense amount*

(a) *has been incurred by the member; and*

(b) *is a permitted expense under the Act and rules; and*

(c) *does not exceed an expense amount or allowance allocation permitted under the rules,*

and a denial of payment of the expense amount would, in the opinion of the commission, be unjust, the commission may approve the expenditure for the claimed expense to the extent that the commission considers to be just and the decision of the commission is final.

- The expenses submitted are permitted expenses under the *Members' Resources and Allowances Rules*. They include receipt-based expenses under the Constituency Allowance allocation.
- The attached letter from the Member for Conception Bay East-Bell Island provides further details.

Analysis:

Legal Consultation:

Not applicable.

Internal Consultation(s):

Not applicable.

External Consultation(s):

Not applicable.

Comparison to Government Policy:

Not applicable.

Financial Impact:

Not applicable.

Legislative Impact:

Not applicable.

Options:

1. Approve the payment of expenses totaling \$60.00 for the Member for Conception Bay East-Bell Island.
2. Deny the payment of expenses totaling \$60.00 for the Member for Conception Bay East-Bell Island.

Status:

- Not applicable.


Action Required:

- The decision of the Commission is requested.

Prepared by: Bobbi Russell

Approved by: Sandra Barnes

Approved by:



Date:

September 7, 2012

Attachments:

1. Letter dated August 20, 2012 from the Speaker to Member for Conception Bay East-Bell Island.
2. Letter dated August 15, 2012 from the Member for Conception Bay East-Bell Island to the Speaker.



HOUSE OF ASSEMBLY
Newfoundland and Labrador
OFFICE OF THE SPEAKER

August 20, 2012

Mr. David Brazil, M.H.A.
District of Conception Bay East- Bell Island
Government Members Office, 5th Floor, East Block
Confederation Building

Dear Mr. Brazil, *David*

I am writing in response to your letter of August 15, 2012 regarding an expense claim for the amount of \$60.00 that was submitted past the required 60-day deadline.

The process for Members to follow respecting allowance use is outlined in Section 24 of the *House of Assembly Accountability, Integrity and Administration Act* (the Act) and involves the Speaker, in the first instance, with the Commission having the final authority. Subsection 24(4) of the Act states that the Speaker's approval confirms that an expenditure complies with the Rules of the Commission.

Given the provisions of Subsection 7(6) of the Rules it is not possible for me to state that the expenditures are in compliance with the Rule. The next step, therefore, is for you to request that the issue be brought to the House of Assembly Management Commission for a final decision.

Please note I will accept your correspondence as an official appeal to the Commission and will arrange that it be included on the agenda of an upcoming meeting.

Regards,

ROSS WISEMAN, MHA
Speaker of the House of Assembly

c.c Ms. Marlene Lambe, Chief Financial Officer



OFFICE OF THE SPEAKER

AUG 20 2012

HOUSE OF ASSEMBLY
Newfoundland and Labrador

DAVID BRAZIL, M.H.A.
District of Conception Bay East - Bell Island

August 15, 2012
Honourable Ross Wiseman
Office of the Speaker
Main floor, East Block
Confederation Bldg.
P.O. Box 8700
St. John's, NL
A1B 4J6

Dear Honourable Wiseman:

Please accept this letter of appeal for claim # MECMS233982 dating from August 2012, which was sent in on August 10, 2012 and the amount of the claim is \$60.00. The reason that this was a late submission was due to this receipt was issued by an organization with limited office staff. I would like this to be considered an official appeal to the Management Commission for reimbursement.

Sincerely,

A handwritten signature in cursive script that reads "David Brazil".

David Brazil, MHA Conception Bay East-Bell Island

"Working for the People of the District of Conception Bay East - Bell Island"

Government Members' Office, 5th Floor, East Block, Confederation Building, P.O. Box 8700, St. John's, NL A1B 4J6
Office: (709) 729-0334/3552 Fax: (709) 729-1503 E-mail: davidbrazil@gov.nl.ca

House of Assembly Management Commission

Briefing Note

Title: Letters of Appeal - 60 Days Submission Deadline

Issue: Appeal of Claim Rulings - Member for Lake Melville

Background:

- The Member for Lake Melville is appealing the denial of payment by Corporate and Members' Services Division of certain allowable expenses incurred by the Member as the expenditures were incurred more than 60 days prior to the claim being made.
- Subsection 7(6) of the *Members Resources and Allowances Rules* states that
 - (6) *A claim against an allowance for payment or reimbursement shall not be made more than 60 days after the date on which the expenditure was made.*
- Subsections 24(1) and 24(8) of the *House of Assembly Accountability, Integrity and Administration Act* (the Act) state:
 - 24(1) *Where a member incurs an expense and a claim for reimbursement, or payment has been rejected by an officer or staff member of the House of Assembly service, or the member is unsure as to whether an expense, if incurred, will qualify for reimbursement or payment, he or she may request a ruling from the speaker.*
 - (8) *Where the ruling of the speaker is that the expenditure does not comply with the rules and directives of the commission, the member may appeal that ruling to the commission and, after giving the member an opportunity to make a submission in writing in support of the appeal, the commission may decide to reverse, uphold or modify the ruling of the speaker, and the decision of the commission is final.*
- Section 24 of the Act was amended in December 2008 to include subsection 24(9) which states

(9) *Notwithstanding that an expense claim has been denied by an officer, staff member or the speaker, in accordance with the rules where there is an appeal to the commission under this section and the commission determines that that claimed expense amount*

(a) *has been incurred by the member; and*

(b) *is a permitted expense under the Act and rules; and*

(c) *does not exceed an expense amount or allowance allocation permitted under the rules,*

and a denial of payment of the expense amount would, in the opinion of the commission, be unjust, the commission may approve the expenditure for the claimed expense to the extent that the commission considers to be just and the decision of the commission is final.

- The expenses submitted are permitted expenses under the *Members' Resources and Allowances Rules*. They include expenses for House in Session travel between the Member's district and the Capital region.
- The attached letter from the Member for Lake Melville provides further details.

Analysis:

Legal Consultation:

Not applicable.

Internal Consultation(s):

Not applicable.

External Consultation(s):

Not applicable.

Comparison to Government Policy:

Not applicable.

Financial Impact:

Not applicable.

Legislative Impact:

Not applicable.

Options:

1. Approve the payment of expenses totaling \$666.84 for the Member for Lake Melville.
2. Deny the payment of expenses totaling \$666.84 for the Member for Lake Melville.

Status:

- Not applicable.

Action Required:

- The decision of the Commission is requested.

Prepared by: Bobbi Russell

Approved by: Sandra Barnes

Approved by:



Date:

September 7, 2012

Attachments:

1. Letter dated August 20, 2012 from the Speaker to Member for Lake Melville.
2. Letter dated August 2, 2012 from the Member for Lake Melville to the Speaker.



HOUSE OF ASSEMBLY
Newfoundland and Labrador

OFFICE OF THE SPEAKER

August 20, 2012

Mr. Keith Russell
P.O. Box 2532, Stn. B
Happy Valley-Goose Bay, Labrador
A0P 1E0

Dear Mr. ~~Russell~~, *Keith*


I am writing in response to your letter of August 2, 2012 regarding an expense claim for the amount of \$666.84 that was submitted past the required 60-day deadline.

The process for Members to follow respecting allowance use is outlined in Section 24 of the *House of Assembly Accountability, Integrity and Administration Act* (the Act) and involves the Speaker, in the first instance, with the Commission having the final authority. Subsection 24(4) of the Act states that the Speaker's approval confirms that an expenditure complies with the Rules of the Commission.

Given the provisions of Subsection 7(6) of the Rules it is not possible for me to state that the expenditures are in compliance with the Rule. The next step, therefore, is for you to request that the issue be brought to the House of Assembly Management Commission for a final decision.

Please note I will accept your correspondence as an official appeal to the Commission and will arrange that it be included on the agenda of an upcoming meeting.

Regards,


ROSS WISEMAN, MHA
Speaker of the House of Assembly

c.c Ms. Marlene Lambe, Chief Financial Officer



HOUSE OF ASSEMBLY
Newfoundland and Labrador

KEITH RUSSELL, M.H.A.
District of Lake Melville

OFFICE OF THE SPEAKER
OFFICE OF THE SPEAKER
AUG 02 2012

Ross Wiseman, Speaker
C/o House of Assembly
P.O. Box 8700
St. John's, NL
A1B 4J6

To Whom It May Concern:

I received a correspondence from Corporate and Members Services regarding concerning my expense claim MECMS230314 in the amount of \$666.84, which was submitted on 13-Jul-2012 noting that the claim had been past 50 days. The original expenses had been missed by my Constituency Assistant (CA) at the time and were the result of a ticket change due to business in the house that prevented me from travelling on the original date of 3-May-2012, the billing date on my credit card was 2-May-2012 in the amount of \$582.09. This resulted in a change fee charge of \$84.75 and was billed on my credit card on 8-May-2012. I did not receive an email itinerary or change notification via email but used the "ticket" on 13-May-2012. The combination of my CA subsequently leaving her position and multiple correspondences to Air Canada requesting details on the flight led to the lapse. I have since received the confirmation of ticket usage from Air Canada and provided this and a copy of the credit card statement to Corporate and Members Services. I humbly ask that this claim be considered for reimbursement and request that this letter be considered as an official appeal to the Management Commission for reimbursement.


Keith Russell

**House of Assembly Management Commission
Briefing Note**

Title: **Financial Reports - April 1, 2012 to June 30, 2012**

Issue: **Review of:**

- 1. Financial Performance of the Legislature; and**
- 2. Approved Allocations and Actual Expenditures of Members of the House of Assembly.**

Background:

- Paragraph 20(5)(a) of the *House of Assembly Accountability, Integrity and Administration Act* (the Act) states that the House of Assembly Management Commission shall “regularly, and at least quarterly, review the financial performance of the House of Assembly as well as the actual expenditures of members compared with approved allocations.”
- The details of the financial performance of the Legislature (excluding the Office of the Auditor General) are included in the attached Statement of Revenue and Expenditure for the three-month period ended June 30, 2012. The reports show the actual expenditures and revenues for the fiscal year. All known savings or overruns over budgeted amounts are identified in the report and explanations are provided for significant amounts.
- The details of the financial performance of the Office of the Auditor General are shown on a separate Statement of Revenue and Expenditure for the three-month period ended June 30, 2012. The reports show the actual expenditures and revenues for the fiscal year. All known savings or overruns over budgeted amounts are identified in the report and explanations are provided for any significant amounts.
- The actual expenditures compared with the approved allocations for each Member are included in the Members’ Expenditures Summarized by Category reports for the period April 1, 2012 to June 30, 2012. The Reports include the expenditures for June in the columns entitled “Expenditures Processed 01-Jun-12 to 30-Jun-12 (Net of HST)” and the expenditures for the first quarter of the year in the column entitled “Expenditures Year to Date 01-Apr-12 to 30-Jun-12 (Net of HST)”.

Analysis:

Legal Consultation:
Not applicable

Internal Consultation(s):

Not applicable

External Consultation(s):

Not applicable

Comparison to Government Policy:

Not applicable

Financial Impact:

Not applicable

Legislative Impact:

Not applicable

Options:

Not applicable

Status:

Not applicable


Action Required:

- For review purposes

Drafted by: Wanda Lee Mercer

Approved by: Sandra Barnes

Approved by:



Date:

September 7, 2012

Attachments:

1. Statement of Revenue and Expenditure – Legislature (excluding the Office of the Auditor General)
2. Statement of Revenue and Expenditure – Office of the Auditor General
3. Member Accountability and Disclosure Reports



LEGISLATURE (excluding The Office of the Auditor General)
STATEMENT OF REVENUE AND EXPENDITURE
For the Period 1 April 2012 to 30 June 2012
Unaudited

	Original Estimates	Operating Budget	Expenditures Plus Encumbrances & Revenues	Projected Total Expenditures & Revenue	Projected Savings (Over- runs) from Original Budget	Projected Savings (Over- runs) from Operating Budget
1.1.01. ADMINISTRATIVE SUPPORT						
01. Salaries	1,912,800	1,912,800	478,706	1,842,800	70,000	70,000
02. Employee Benefits	7,000	7,000	2,830	7,000	-	-
03. Transportation and Communications	69,800	69,800	33,852	69,800	-	-
04. Supplies	46,200	46,200	8,025	46,200	-	-
05. Professional Services	220,000	220,000	54,937	220,000	-	-
06. Purchased Services	92,000	92,000	20,909	92,000	-	-
07. Property, Furnishings and Equipment	130,000	130,000	27,440	120,000	10,000	10,000
	2,477,800	2,477,800	626,698	2,397,800	80,000	80,000
02. Revenue - Provincial	-	-	(55)	(55)	55	55
Total: Administrative Support	2,477,800	2,477,800	626,644	2,397,745	80,055	80,055

1. Projected savings as vacant position for part of the year and summer student position not filled partially offset by reclassification costs.



LEGISLATURE (excluding The Office of the Auditor General)
STATEMENT OF REVENUE AND EXPENDITURE
For the Period 1 April 2012 to 30 June 2012
Unaudited

	Original Estimates	Operating Budget	Expenditures Plus Encumbrances & Revenues	Projected Total Expenditures & Revenue	Projected Savings (Over- runs) from Original Budget	Projected Savings (Over- runs) from Operating Budget
1.1.02. LEGISLATIVE LIBRARY AND RECORDS MANAGEMENT						
01. Salaries	735,100	735,100	168,708	735,100	-	-
02. Employee Benefits	3,700	3,700	1,908	3,700	-	-
03. Transportation and Communications	16,700	16,700	2,635	16,700	-	-
04. Supplies	62,900	62,900	11,874	60,400	2,500 ¹	2,500
05. Professional Services	7,200	7,200	-	9,700	(2,500) ²	(2,500)
06. Purchased Services	14,400	14,400	1,968	14,400	-	-
07. Property, Furnishings and Equipment	-	-	-	-	-	-
Total: Legislative Library and Records Management	840,000	840,000	187,093	840,000	-	-

1. Projected savings as expenditures for library materials and subscriptions are less than anticipated.

2. Projected overrun due to higher than anticipated costs for web development.



LEGISLATURE (excluding The Office of the Auditor General)
STATEMENT OF REVENUE AND EXPENDITURE
For the Period 1 April 2012 to 30 June 2012
Unaudited

	Original Estimates	Operating Budget	Expenditures Plus Encumbrances & Revenues	Projected Total Expenditures & Revenue	Projected Savings (Over- runs) from Original Budget	Projected Savings (Over- runs) from Operating Budget
1.1.03. HANSARD AND THE BROADCAST CENTRE						
01. Salaries	659,300	659,300	155,571	659,300	-	-
02. Employee Benefits	1,500	1,500	750	800	700	700
03. Transportation and Communications	14,000	14,000	3,116	10,500	3,500	3,500
04. Supplies	9,000	9,000	3,626	9,000	-	-
06. Purchased Services	301,700	301,700	137,891	481,500	(179,800)	(179,800)
07. Property, Furnishings and Equipment	10,000	10,000	3,308	10,000	-	-
Total: Hansard and the Broadcast Centre	995,500	995,500	304,261	1,171,100	(175,600)	(175,600)

1. Projected savings as travel expenditures for conferences are less than anticipated.

2. Projected overrun as \$158,500 required for broadcast equipment installation. In addition, estimated overruns for satellite charges due to the length of the spring session and the increase in the number of evening sittings as well as urgent equipment repairs.



LEGISLATURE (excluding The Office of the Auditor General)
STATEMENT OF REVENUE AND EXPENDITURE
For the Period 1 April 2012 to 30 June 2012
Unaudited

	Original Estimates	Operating Budget	Expenditures Plus Encumbrances & Revenues	Projected Total Expenditures & Revenue	Projected Savings (Over- runs) from Original Budget	Projected Savings (Over- runs) from Operating Budget
1.1.04. MEMBERS' RESOURCES						
01. Salaries	6,505,000	6,505,000	1,419,562	6,487,000	18,000	18,000
03. Transportation and Communications	15,000	15,000	-	15,000	-	-
05. Professional Services	80,000	80,000	-	103,500	(23,500)	(23,500)
06. Purchased Services	15,000	15,000	2,461	15,000	-	-
09. Allowances and Assistance	2,829,000	2,829,000	802,051	1,629,000	1,200,000	1,200,000
	<u>9,444,000</u>	<u>9,444,000</u>	<u>2,224,074</u>	<u>8,249,500</u>	<u>1,194,500</u>	<u>1,194,500</u>
02. Revenue - Provincial	-	-	(25,395)	(96,591)	96,591	96,591
Total: Members' Resources	<u>9,444,000</u>	<u>9,444,000</u>	<u>2,198,679</u>	<u>8,152,909</u>	<u>1,291,091</u>	<u>1,291,091</u>

1. Projected overrun as expenditures for Members' Compensation and Review Committee are anticipated to be higher than budgeted.

2. Projected savings as expenditures for Allowances & Assistance are expected to be less than budgeted as Members did not avail of maximum allowable funds.

3. Revenues mainly related to repayment of excess constituency allowances.



LEGISLATURE (excluding The Office of the Auditor General)
STATEMENT OF REVENUE AND EXPENDITURE
For the Period 1 April 2012 to 30 June 2012
Unaudited

	Original Estimates	Operating Budget	Expenditures Plus Encumbrances & Revenues	Projected Total Expenditures & Revenue	Projected Savings (Over- runs) from Original Budget	Projected Savings (Over- runs) from Operating Budget
1.1.05. HOUSE OPERATIONS						
01. Salaries	258,300	258,300	65,851	258,300	-	-
02. Employee Benefits	9,900	9,900	-	9,900	-	-
03. Transportation and Communications	135,500	135,500	1,338	135,500	-	-
04. Supplies	22,300	22,300	8,728	22,300	-	-
05. Professional Services	3,900	3,900	-	3,900	-	-
06. Purchased Services	43,200	43,200	42,121	43,200	-	-
07. Property, Furnishings and Equipment	1,700	1,700	90	1,700	-	-
10. Grants and Subsidies	13,400	13,400	327	13,400	-	-
Total: House Operations	488,200	488,200	118,455	488,200	-	-



LEGISLATURE (excluding The Office of the Auditor General)
STATEMENT OF REVENUE AND EXPENDITURE
For the Period 1 April 2012 to 30 June 2012
Unaudited

	Original Estimates	Operating Budget	Expenditures Plus Encumbrances & Revenues	Projected Total Expenditures & Revenue	Projected Savings (Over- runs) from Original Budget	Projected Savings (Over- runs) from Operating Budget
1.1.06. GOVERNMENT MEMBERS CAUCUS						
01. Salaries	654,700	654,700	151,652	654,700	-	-
02. Employee Benefits	1,800	1,800	-	1,800	-	-
03. Transportation and Communications	24,900	24,900	15,657	24,900	-	-
04. Supplies	12,700	12,700	2,808	12,700	-	-
06. Purchased Services	10,500	10,500	1,884	10,500	-	-
07. Property, Furnishings and Equipment	3,500	3,500	-	3,500	-	-
10. Grants and Subsidies	47,100	47,100	11,768	47,100	-	-
Total: Government Members Caucus	755,200	755,200	183,769	755,200	-	-



LEGISLATURE (excluding The Office of the Auditor General)
STATEMENT OF REVENUE AND EXPENDITURE
For the Period 1 April 2012 to 30 June 2012
Unaudited

	Original Estimates	Operating Budget	Expenditures Plus Encumbrances & Revenues	Projected Total Expenditures & Revenue	Projected Savings (Over- runs) from Original Budget	Projected Savings (Over- runs) from Operating Budget
1.1.07. OFFICIAL OPPOSITION CAUCUS						
01. Salaries	918,800	918,800	206,876	918,800	-	-
02. Employee Benefits	2,000	2,000	223	2,000	-	-
03. Transportation and Communications	70,000	70,000	16,430	70,000	-	-
04. Supplies	16,800	16,800	7,390	16,800	-	-
06. Purchased Services	16,900	16,900	2,741	16,900	-	-
07. Property, Furnishings and Equipment	3,800	3,800	261	3,800	-	-
10. Grants and Subsidies	10,500	10,500	2,615	10,500	-	-
Total: Official Opposition Caucus	1,038,800	1,038,800	236,535	1,038,800	-	-



LEGISLATURE (excluding The Office of the Auditor General)
STATEMENT OF REVENUE AND EXPENDITURE
For the Period 1 April 2012 to 30 June 2012
Unaudited

	Original Estimates	Operating Budget	Expenditures Plus Encumbrances & Revenues	Projected Total Expenditures & Revenue	Projected Savings (Over- runs) from Original Budget	Projected Savings (Over- runs) from Operating Budget
1.1.08. THIRD PARTY CAUCUS						
01. Salaries *	450,400	450,400	127,880	450,400	-	-
02. Employee Benefits	1,400	1,400	-	1,400	-	-
03. Transportation and Communications	25,700	25,700	10,749	25,700	-	-
04. Supplies	11,800	11,800	1,261	11,800	-	-
06. Purchased Services	10,000	10,000	1,012	10,000	-	-
07. Property, Furnishings and Equipment	2,500	2,500	330	2,500	-	-
10. Grants and Subsidies	10,500	10,500	2,615	10,500	-	-
Total: Third Party Caucus	512,300	512,300	143,846	512,300	-	-
* Current staffing levels and associated salaries will result in \$12,096 deficit in the absence of adjustments.						
TOTAL HOUSE OF ASSEMBLY	16,551,800	16,551,800	3,999,282	15,356,255	1,195,545	1,195,545



LEGISLATURE (excluding The Office of the Auditor General)
STATEMENT OF REVENUE AND EXPENDITURE
For the Period 1 April 2012 to 30 June 2012
Unaudited

	Original Estimates	Operating Budget	Expenditures Plus Encumbrances & Revenues	Projected Total Expenditures & Revenue	Projected Savings (Over- runs) from Original Budget	Projected Savings (Over- runs) from Operating Budget
3.1.01. OFFICE OF THE CHIEF ELECTORAL OFFICER						
01. Salaries	951,700	951,700	219,064	951,700	-	-
02. Employee Benefits	5,000	5,000	442	5,000	-	-
03. Transportation and Communications	62,000	62,000	12,026	62,000	-	-
04. Supplies	12,000	12,000	1,062	12,000	-	-
05. Professional Services	70,000	70,000	8,451	70,000	-	-
06. Purchased Services	163,000	163,000	113,776	163,000	-	-
07. Property, Furnishings and Equipment	9,000	9,000	-	9,000	-	-
10. Grants and Subsidies	150,000	150,000	54,991	150,000	-	-
	1,422,700	1,422,700	409,812	1,422,700	-	-
02. Revenue - Provincial	-	-	-	-	-	-
Total: Office of the Chief Electoral Officer	1,422,700	1,422,700	409,812	1,422,700	-	-



LEGISLATURE (excluding The Office of the Auditor General)
STATEMENT OF REVENUE AND EXPENDITURE
For the Period 1 April 2012 to 30 June 2012
Unaudited

	Original Estimates	Operating Budget	Expenditures Plus Encumbrances & Revenues	Projected Total Expenditures & Revenue	Projected Savings (Over- runs) from Original Budget	Projected Savings (Over- runs) from Operating Budget
4.1.01. OFFICE OF THE CITIZENS' REPRESENTATIVE						
01. Salaries	630,100	630,100	146,816	630,100	-	-
02. Employee Benefits	4,000	4,000	2,312	4,000	-	-
03. Transportation and Communications	47,200	47,200	6,026	47,200	-	-
04. Supplies	10,000	10,000	1,109	10,000	-	-
05. Professional Services	42,700	42,700	-	42,700	-	-
06. Purchased Services	106,800	106,800	99,337	106,800	-	-
07. Property, Furnishings and Equipment	5,000	5,000	274	5,000	-	-
Total: Office of the Citizens' Representative	845,800	845,800	255,873	845,800	-	-



LEGISLATURE (excluding The Office of the Auditor General)
STATEMENT OF REVENUE AND EXPENDITURE
For the Period 1 April 2012 to 30 June 2012
Unaudited

	Original Estimates	Operating Budget	Expenditures Plus Encumbrances & Revenues	Projected Total Expenditures & Revenue	Projected Savings (Over- runs) from Original Budget		Projected Savings (Over- runs) from Operating Budget
5.1.01. OFFICE OF THE CHILD AND YOUTH ADVOCATE							
01. Salaries	991,300	991,300	232,974	1,001,300	(10,000)	1	(10,000)
02. Employee Benefits	5,000	5,000	324	5,000	-		-
03. Transportation and Communications	75,000	75,000	14,543	60,000	15,000	2	15,000
04. Supplies	10,000	10,000	1,595	10,000	-		-
05. Professional Services	30,000	30,000	8,730	35,000	(5,000)	3	(5,000)
06. Purchased Services	203,300	203,300	139,835	203,300	-		-
07. Property, Furnishings and Equipment	5,000	5,000	405	5,000	-		-
Total: Office of the Child and Youth Advocate	1,319,600	1,319,600	398,406	1,319,600	-		-

1. Projected overrun as employee is temporarily assigned to a higher position to work on internal investigations.
2. Projected savings as travel to advocacy clinics and conferences are less than anticipated.
3. Projected overrun due to higher than anticipated consulting services for reviews and investigations.



LEGISLATURE (excluding The Office of the Auditor General)
STATEMENT OF REVENUE AND EXPENDITURE
For the Period 1 April 2012 to 30 June 2012
Unaudited

	Original Estimates	Operating Budget	Expenditures Plus Encumbrances & Revenues	Projected Total Expenditures & Revenue	Projected Savings (Over- runs) from Original Budget	Projected Savings (Over- runs) from Operating Budget
6.1.01. OFFICE OF THE INFORMATION AND PRIVACY COMMISSIONER						
01. Salaries	1,024,000	1,024,000	225,501	1,024,000	-	-
02. Employee Benefits	18,800	18,800	1,815	18,800	-	-
03. Transportation and Communications	65,700	65,700	9,474	65,700	-	-
04. Supplies	20,300	20,300	3,222	20,300	-	-
05. Professional Services	95,000	95,000	7,812	95,000	-	-
06. Purchased Services	169,200	169,200	75,733	169,200	-	-
07. Property, Furnishings and Equipment	20,000	20,000	869	20,000	-	-
Total: Office of the Information and Commissioner	1,413,000	1,413,000	324,424	1,413,000	-	-
TOTAL LEGISLATURE (Excluding the Office of Auditor General)	21,552,900	21,552,900	5,387,797	20,357,355	1,195,545	1,195,545



OFFICE OF THE AUDITOR GENERAL
STATEMENT OF REVENUE AND EXPENDITURE
For the Period 1 April 2012 to 30 June 2012
Unaudited

	Original Estimates	Operating Budget	Actual Expenditures and Revenue	Projected Total Expenditures and Revenue	Projected Savings (Over- runs) from Original Budget	Projected Savings (Over- runs) from Operating Budget
2.1.01. EXECUTIVE SUPPORT						
01. Salaries	209,500	209,500	254,395	209,500	-	-
01. Salaries (Statutory)	157,000	157,000	48,348	385,000	(228,000) ¹	(228,000)
02. Employee Benefits	3,000	3,000	830	3,000	-	-
03. Transportation and Communications	17,000	17,000	3,399	17,000	-	-
05. Professional Services	2,000	2,000	-	2,000	-	-
06. Purchased Services	500	500	-	500	-	-
Total: Executive Support	389,000	389,000	306,972	617,000	(228,000)	(228,000)

¹ Salaries (Statutory): projected overrun due to retirement payout.



OFFICE OF THE AUDITOR GENERAL
STATEMENT OF REVENUE AND EXPENDITURE
For the Period 1 April 2012 to 30 June 2012
Unaudited

	Original Estimates	Operating Budget	Actual Expenditures and Revenue	Projected Total Expenditures and Revenue	Projected Savings (Over- runs) from Original Budget	Projected Savings (Over- runs) from Operating Budget
2.1.02. ADMINISTRATIVE SUPPORT						
01. Salaries	194,300	194,300	44,826	194,300	-	-
02. Employee Benefits	5,500	5,500	13	5,500	-	-
03. Transportation and Communications	33,600	33,600	6,598	33,600	-	-
04. Supplies	108,600	108,600	25,645	108,600	-	-
05. Professional Services	6,000	6,000	-	6,000	-	-
06. Purchased Services	204,700	204,700	162,819	204,700	-	-
07. Property, Furnishings and Equipment	47,800	47,800	11,791	47,800	-	-
Total: Administrative Support	600,500	600,500	251,692	600,500	-	-



OFFICE OF THE AUDITOR GENERAL
STATEMENT OF REVENUE AND EXPENDITURE
For the Period 1 April 2012 to 30 June 2012
Unaudited

	Original Estimates	Operating Budget	Actual Expenditures and Revenue	Projected Total Expenditures and Revenue	Projected Savings (Over- runs) from Original Budget	Projected Savings (Over- runs) from Operating Budget
2.1.03. AUDIT OPERATIONS						
01. Salaries	2,601,500	2,601,500	512,804	2,551,500	50,000 ¹	50,000
02. Employee Benefits	53,500	53,500	27,940	53,500	-	-
03. Transportation and Communications	67,500	67,500	18,707	67,500	-	-
05. Professional Services	10,000	10,000	-	60,000	(50,000) ¹	(50,000)
	2,732,500	2,732,500	559,451	2,732,500	-	-
02. Revenue - Provincial	(222,700)	(222,700)	26,950	(222,700)	-	-
Total: Audit Operations	2,509,800	2,509,800	586,401	2,509,800	-	-
Total: OFFICE OF THE AUDITOR GENERAL	3,499,300	3,499,300	1,145,065	3,727,300	(228,000)	(228,000)

¹ Professional Services: projected overrun due to hiring of contractual auditors from auditing firm - offset from salary savings



House of Assembly
Newfoundland and Labrador
Member Accountability and Disclosure Report
Expenditures Summarized by Category
01-Jun-12 to 30-Jun-12

BALL, DWIGHT, MHA

Allowance Category	Expenditure Limit for Fiscal Year 2012/13 (Net of HST)	Expenditures Processed 01-Jun-12 to 30-Jun-12 (Net of HST)	Expenditures Year to Date 01-Apr-12 to 30-Jun-12 (Net of HST)	Funds Available (Net of HST)	Percent Expended to Date
Office Allowances					
Office Accommodations	17,750.00	1,479.17	4,437.51	13,312.49	25.0%
Rental of Short-term Accommodations	664.00	0.00	0.00	664.00	0.0%
Office Start-up Costs	667.00	0.00	0.00	667.00	0.0%
Office Operations	13,274.00	1,175.13	1,897.10	11,376.90	14.3%
Total Office Allowances		2,654.30	6,334.61		
Operational Resources					
Operational Resources	--	737.44	806.42	--	--
Total Operational Resources		737.44	806.42		
Travel & Living Allowances					
House in Session	--	5,756.95	5,756.95	--	--
House Not in Session	--	0.00	0.00	--	--
Intra & Extra-Constituency Travel	13,274.00	963.59	1,032.01	12,241.99	7.8%
Total Travel & Living Allowances		6,720.54	6,788.96		
Constituency Allowance					
Constituency Allowance	2,655.00	0.00	0.00	2,655.00	0.0%
Total Constituency Allowance		0.00	0.00		
Total Expenditures		10,112.28	13,929.99		

---- End of Report ----



House of Assembly
Newfoundland and Labrador
Member Accountability and Disclosure Report
Expenditures Summarized by Category
01-Jun-12 to 30-Jun-12

BENNETT, JIM, MHA

Allowance Category	Expenditure Limit for Fiscal Year 2012/13 (Net of HST)	Expenditures Processed 01-Jun-12 to 30-Jun-12 (Net of HST)	Expenditures Year to Date 01-Apr-12 to 30-Jun-12 (Net of HST)	Funds Available (Net of HST)	Percent Expended to Date
Office Allowances					
Office Accommodations	13,513.00	0.00	0.00	13,513.00	0.0%
Rental of Short-term Accommodations	664.00	0.00	0.00	664.00	0.0%
Office Start-up Costs	833.00	179.99	179.99	653.01	21.6%
Office Operations	13,274.00	653.46	865.97	12,408.03	6.5%
Total Office Allowances		833.45	1,045.96		
Operational Resources					
Operational Resources	--	7,389.57	7,389.57	--	--
Total Operational Resources		7,389.57	7,389.57		
Travel & Living Allowances					
House in Session	--	7,736.77	8,103.96	--	--
House Not in Session	--	208.68	208.68	--	--
Intra & Extra-Constituency Travel	11,150.00	406.32	406.32	10,743.68	3.6%
Total Travel & Living Allowances		8,351.77	8,718.96		
Constituency Allowance					
Constituency Allowance	2,655.00	110.07	110.07	2,544.93	4.1%
Total Constituency Allowance		110.07	110.07		
Total Expenditures		16,684.86	17,264.56		

---- End of Report ----



House of Assembly
Newfoundland and Labrador
Member Accountability and Disclosure Report
Expenditures Summarized by Category
01-Jun-12 to 30-Jun-12

BRAZIL, DAVID, MHA

Allowance Category	Expenditure Limit for Fiscal Year 2012/13 (Net of HST)	Expenditures Processed 01-Jun-12 to 30-Jun-12 (Net of HST)	Expenditures Year to Date 01-Apr-12 to 30-Jun-12 (Net of HST)	Funds Available (Net of HST)	Percent Expended to Date
Office Allowances					
Office Accommodations	6,195.00	0.00	0.00	6,195.00	0.0%
Rental of Short-term Accommodations	541.00	0.00	0.00	541.00	0.0%
Office Start-up Costs	--	0.00	0.00	--	--
Office Operations	13,274.00	287.35	1,073.91	12,200.09	8.1%
Total Office Allowances		287.35	1,073.91		
Operational Resources					
Operational Resources	--	256.28	256.28	--	--
Total Operational Resources		256.28	256.28		
Travel & Living Allowances					
House in Session	--	0.00	0.00	--	--
House Not in Session	--	0.00	0.00	--	--
Intra & Extra-Constituency Travel	8,496.00	669.13	669.13	7,826.87	7.9%
Total Travel & Living Allowances		669.13	669.13		
Constituency Allowance					
Constituency Allowance	2,655.00	592.03	592.03	2,062.97	22.3%
Total Constituency Allowance		592.03	592.03		
Total Expenditures		1,804.79	2,591.35		

---- End of Report ----



House of Assembly
Newfoundland and Labrador
Member Accountability and Disclosure Report
Expenditures Summarized by Category
01-Jun-12 to 30-Jun-12

BURKE, JOAN, MHA

Allowance Category	Expenditure Limit for Fiscal Year 2012/13 (Net of HST)	Expenditures Processed 01-Jun-12 to 30-Jun-12 (Net of HST)	Expenditures Year to Date 01-Apr-12 to 30-Jun-12 (Net of HST)	Funds Available (Net of HST)	Percent Expended to Date
Office Allowances					
Office Accommodations	6,195.00	0.00	0.00	6,195.00	0.0%
Rental of Short-term Accommodations	664.00	0.00	0.00	664.00	0.0%
Office Start-up Costs	--	0.00	0.00	--	--
Office Operations	13,274.00	133.72	300.87	12,973.13	2.3%
Total Office Allowances		133.72	300.87		
Operational Resources					
Operational Resources	--	615.17	661.62	--	--
Total Operational Resources		615.17	661.62		
Travel & Living Allowances					
House in Session	--	9,185.30	11,981.63	--	--
House Not in Session	--	0.00	0.00	--	--
Intra & Extra-Constituency Travel	8,496.00	701.93	701.93	7,794.07	8.3%
Total Travel & Living Allowances		9,887.23	12,683.56		
Constituency Allowance					
Constituency Allowance	2,655.00	348.21	348.21	2,306.79	13.1%
Total Constituency Allowance		348.21	348.21		
Total Expenditures		10,984.33	13,994.26		

---- End of Report ----



House of Assembly
Newfoundland and Labrador
Member Accountability and Disclosure Report
Expenditures Summarized by Category
01-Jun-12 to 30-Jun-12

COLLINS, FELIX, MHA

Allowance Category	Expenditure Limit for Fiscal Year 2012/13 (Net of HST)	Expenditures Processed 01-Jun-12 to 30-Jun-12 (Net of HST)	Expenditures Year to Date 01-Apr-12 to 30-Jun-12 (Net of HST)	Funds Available (Net of HST)	Percent Expended to Date
Office Allowances					
Office Accommodations	6,195.00	0.00	0.00	6,195.00	0.0%
Rental of Short-term Accommodations	664.00	0.00	0.00	664.00	0.0%
Office Start-up Costs	--	0.00	0.00	--	--
Office Operations	13,274.00	558.95	862.72	12,411.28	6.5%
Total Office Allowances		558.95	862.72		
Operational Resources					
Operational Resources	--	263.93	263.93	--	--
Total Operational Resources		263.93	263.93		
Travel & Living Allowances					
House in Session	--	0.00	0.00	--	--
House Not in Session	--	0.00	0.00	--	--
Intra & Extra-Constituency Travel	12,743.00	0.00	0.00	12,743.00	0.0%
Total Travel & Living Allowances		0.00	0.00		
Constituency Allowance					
Constituency Allowance	2,655.00	11.40	11.40	2,643.60	0.4%
Total Constituency Allowance		11.40	11.40		
Total Expenditures		834.28	1,138.05		

---- End of Report ----



House of Assembly
Newfoundland and Labrador
Member Accountability and Disclosure Report
Expenditures Summarized by Category
01-Jun-12 to 30-Jun-12

COLLINS, SANDY, MHA

Allowance Category	Expenditure Limit for Fiscal Year 2012/13 (Net of HST)	Expenditures Processed 01-Jun-12 to 30-Jun-12 (Net of HST)	Expenditures Year to Date 01-Apr-12 to 30-Jun-12 (Net of HST)	Funds Available (Net of HST)	Percent Expended to Date
Office Allowances					
Office Accommodations	6,195.00	500.00	1,500.00	4,695.00	24.2%
Rental of Short-term Accommodations	664.00	0.00	0.00	664.00	0.0%
Office Start-up Costs	--	0.00	0.00	--	--
Office Operations	13,274.00	0.00	420.84	12,853.16	3.2%
Total Office Allowances		500.00	1,920.84		
Operational Resources					
Operational Resources	--	789.93	835.38	--	--
Total Operational Resources		789.93	835.38		
Travel & Living Allowances					
House in Session	--	2,071.75	3,202.96	--	--
House Not in Session	--	0.00	75.32	--	--
Intra & Extra-Constituency Travel	11,327.00	1,498.13	3,207.14	8,119.86	28.3%
Total Travel & Living Allowances		3,569.88	6,485.42		
Constituency Allowance					
Constituency Allowance	2,655.00	46.82	295.46	2,359.54	11.1%
Total Constituency Allowance		46.82	295.46		
Total Expenditures		4,906.63	9,537.10		

---- End of Report ----



House of Assembly
Newfoundland and Labrador
Member Accountability and Disclosure Report
Expenditures Summarized by Category
01-Jun-12 to 30-Jun-12

CORNECT, TONY, MHA

Allowance Category	Expenditure Limit for Fiscal Year 2012/13 (Net of HST)	Expenditures Processed 01-Jun-12 to 30-Jun-12 (Net of HST)	Expenditures Year to Date 01-Apr-12 to 30-Jun-12 (Net of HST)	Funds Available (Net of HST)	Percent Expended to Date
Office Allowances					
Office Accommodations	11,748.00	391.56	2,349.56	9,398.44	20.0%
Rental of Short-term Accommodations	664.00	0.00	0.00	664.00	0.0%
Office Start-up Costs	--	0.00	0.00	--	--
Office Operations	13,274.00	455.52	1,053.79	12,220.21	7.9%
Total Office Allowances		847.08	3,403.35		
Operational Resources					
Operational Resources	--	498.42	1,069.55	--	--
Total Operational Resources		498.42	1,069.55		
Travel & Living Allowances					
House in Session	--	3,935.91	10,386.36	--	--
House Not in Session	--	0.00	0.00	--	--
Intra & Extra-Constituency Travel	7,522.00	0.00	201.57	7,320.43	2.7%
Total Travel & Living Allowances		3,935.91	10,587.93		
Constituency Allowance					
Constituency Allowance	2,655.00	0.00	0.00	2,655.00	0.0%
Total Constituency Allowance		0.00	0.00		
Total Expenditures		5,281.41	15,060.83		

---- End of Report ----



House of Assembly
Newfoundland and Labrador
Member Accountability and Disclosure Report
Expenditures Summarized by Category
01-Jun-12 to 30-Jun-12

CROSS, ELI, MHA

Allowance Category	Expenditure Limit for Fiscal Year 2012/13 (Net of HST)	Expenditures Processed 01-Jun-12 to 30-Jun-12 (Net of HST)	Expenditures Year to Date 01-Apr-12 to 30-Jun-12 (Net of HST)	Funds Available (Net of HST)	Percent Expended to Date
Office Allowances					
Office Accommodations	6,195.00	0.00	0.00	6,195.00	0.0%
Rental of Short-term Accommodations	664.00	0.00	0.00	664.00	0.0%
Office Start-up Costs	723.00	0.00	0.00	723.00	0.0%
Office Operations	13,274.00	0.00	54.39	13,219.61	0.4%
Total Office Allowances		0.00	54.39		
Operational Resources					
Operational Resources	--	359.80	359.80	--	--
Total Operational Resources		359.80	359.80		
Travel & Living Allowances					
House in Session	--	2,986.28	5,931.32	--	--
House Not in Session	--	0.00	481.41	--	--
Intra & Extra-Constituency Travel	11,150.00	392.25	999.27	10,150.73	9.0%
Total Travel & Living Allowances		3,378.53	7,412.00		
Constituency Allowance					
Constituency Allowance	2,655.00	0.00	0.00	2,655.00	0.0%
Total Constituency Allowance		0.00	0.00		
Total Expenditures		3,738.33	7,826.19		

---- End of Report ----



House of Assembly
Newfoundland and Labrador
Member Accountability and Disclosure Report
Expenditures Summarized by Category
01-Jun-12 to 30-Jun-12

CRUMMELL, DAN, MHA

Allowance Category	Expenditure Limit for Fiscal Year 2012/13 (Net of HST)	Expenditures Processed 01-Jun-12 to 30-Jun-12 (Net of HST)	Expenditures Year to Date 01-Apr-12 to 30-Jun-12 (Net of HST)	Funds Available (Net of HST)	Percent Expended to Date
Office Allowances					
Office Accommodations	6,195.00	0.00	0.00	6,195.00	0.0%
Rental of Short-term Accommodations	541.00	0.00	0.00	541.00	0.0%
Office Start-up Costs	871.00	0.00	0.00	871.00	0.0%
Office Operations	13,274.00	0.00	0.00	13,274.00	0.0%
Total Office Allowances		0.00	0.00		
Operational Resources					
Operational Resources	--	336.72	336.72	--	--
Total Operational Resources		336.72	336.72		
Travel & Living Allowances					
House in Session	--	0.00	0.00	--	--
House Not in Session	--	0.00	0.00	--	--
Intra & Extra-Constituency Travel	6,637.00	0.00	0.00	6,637.00	0.0%
Total Travel & Living Allowances		0.00	0.00		
Constituency Allowance					
Constituency Allowance	2,655.00	0.00	0.00	2,655.00	0.0%
Total Constituency Allowance		0.00	0.00		
Total Expenditures		336.72	336.72		

---- End of Report ----



House of Assembly
Newfoundland and Labrador
Member Accountability and Disclosure Report
Expenditures Summarized by Category
01-Jun-12 to 30-Jun-12

DALLEY, DERRICK, MHA

Allowance Category	Expenditure Limit for Fiscal Year 2012/13 (Net of HST)	Expenditures Processed 01-Jun-12 to 30-Jun-12 (Net of HST)	Expenditures Year to Date 01-Apr-12 to 30-Jun-12 (Net of HST)	Funds Available (Net of HST)	Percent Expended to Date
Office Allowances					
Office Accommodations	12,000.00	1,000.00	3,000.00	9,000.00	25.0%
Rental of Short-term Accommodations	664.00	0.00	0.00	664.00	0.0%
Office Start-up Costs	--	0.00	0.00	--	--
Office Operations	13,274.00	162.88	404.25	12,869.75	3.0%
Total Office Allowances		1,162.88	3,404.25		
Operational Resources					
Operational Resources	--	879.96	926.41	--	--
Total Operational Resources		879.96	926.41		
Travel & Living Allowances					
House in Session	--	9,364.91	10,370.97	--	--
House Not in Session	--	0.00	44.64	--	--
Intra & Extra-Constituency Travel	10,885.00	27.06	27.06	10,857.94	0.2%
Total Travel & Living Allowances		9,391.97	10,442.67		
Constituency Allowance					
Constituency Allowance	2,655.00	211.96	211.96	2,443.04	8.0%
Total Constituency Allowance		211.96	211.96		
Total Expenditures		11,646.77	14,985.29		

---- End of Report ----



House of Assembly
Newfoundland and Labrador
Member Accountability and Disclosure Report
Expenditures Summarized by Category
01-Jun-12 to 30-Jun-12

DAVIS, PAUL, MHA

Allowance Category	Expenditure Limit for Fiscal Year 2012/13 (Net of HST)	Expenditures Processed 01-Jun-12 to 30-Jun-12 (Net of HST)	Expenditures Year to Date 01-Apr-12 to 30-Jun-12 (Net of HST)	Funds Available (Net of HST)	Percent Expended to Date
Office Allowances					
Office Accommodations	6,195.00	0.00	0.00	6,195.00	0.0%
Rental of Short-term Accommodations	541.00	0.00	0.00	541.00	0.0%
Office Start-up Costs	--	0.00	0.00	--	--
Office Operations	13,274.00	179.38	824.38	12,449.62	6.2%
Total Office Allowances		179.38	824.38		
Operational Resources					
Operational Resources	--	288.07	288.07	--	--
Total Operational Resources		288.07	288.07		
Travel & Living Allowances					
House in Session	--	0.00	0.00	--	--
House Not in Session	--	0.00	0.00	--	--
Intra & Extra-Constituency Travel	6,637.00	0.00	0.00	6,637.00	0.0%
Total Travel & Living Allowances		0.00	0.00		
Constituency Allowance					
Constituency Allowance	2,655.00	147.71	370.79	2,284.21	14.0%
Total Constituency Allowance		147.71	370.79		
Total Expenditures		615.16	1,483.24		

---- End of Report ----



House of Assembly
Newfoundland and Labrador
Member Accountability and Disclosure Report
Expenditures Summarized by Category
01-Jun-12 to 30-Jun-12

DINN, JOHN, MHA

Allowance Category	Expenditure Limit for Fiscal Year 2012/13 (Net of HST)	Expenditures Processed 01-Jun-12 to 30-Jun-12 (Net of HST)	Expenditures Year to Date 01-Apr-12 to 30-Jun-12 (Net of HST)	Funds Available (Net of HST)	Percent Expended to Date
Office Allowances					
Office Accommodations	6,195.00	0.00	0.00	6,195.00	0.0%
Rental of Short-term Accommodations	541.00	0.00	0.00	541.00	0.0%
Office Start-up Costs	--	0.00	0.00	--	--
Office Operations	13,274.00	60.00	120.00	13,154.00	0.9%
Total Office Allowances		60.00	120.00		
Operational Resources					
Operational Resources	--	297.83	297.83	--	--
Total Operational Resources		297.83	297.83		
Travel & Living Allowances					
House in Session	--	0.00	0.00	--	--
House Not in Session	--	0.00	0.00	--	--
Intra & Extra-Constituency Travel	7,965.00	0.00	0.00	7,965.00	0.0%
Total Travel & Living Allowances		0.00	0.00		
Constituency Allowance					
Constituency Allowance	2,655.00	0.00	0.00	2,655.00	0.0%
Total Constituency Allowance		0.00	0.00		
Total Expenditures		357.83	417.83		

---- End of Report ----



House of Assembly
Newfoundland and Labrador
Member Accountability and Disclosure Report
Expenditures Summarized by Category
01-Jun-12 to 30-Jun-12

DUNDERDALE, KATHY, MHA

Allowance Category	Expenditure Limit for Fiscal Year 2012/13 (Net of HST)	Expenditures Processed 01-Jun-12 to 30-Jun-12 (Net of HST)	Expenditures Year to Date 01-Apr-12 to 30-Jun-12 (Net of HST)	Funds Available (Net of HST)	Percent Expended to Date
Office Allowances					
Office Accommodations	6,195.00	0.00	0.00	6,195.00	0.0%
Rental of Short-term Accommodations	541.00	0.00	0.00	541.00	0.0%
Office Start-up Costs	--	0.00	0.00	--	--
Office Operations	13,274.00	0.00	0.00	13,274.00	0.0%
Total Office Allowances		0.00	0.00		
Operational Resources					
Operational Resources	--	0.00	0.00	--	--
Total Operational Resources		0.00	0.00		
Travel & Living Allowances					
House in Session	--	0.00	0.00	--	--
House Not in Session	--	0.00	0.00	--	--
Intra & Extra-Constituency Travel	6,637.00	0.00	0.00	6,637.00	0.0%
Total Travel & Living Allowances		0.00	0.00		
Constituency Allowance					
Constituency Allowance	2,655.00	0.00	0.00	2,655.00	0.0%
Total Constituency Allowance		0.00	0.00		
Total Expenditures		0.00	0.00		

---- End of Report ----



House of Assembly
Newfoundland and Labrador
Member Accountability and Disclosure Report
Expenditures Summarized by Category
01-Jun-12 to 30-Jun-12

EDMUNDS, RANDY, MHA

Allowance Category	Expenditure Limit for Fiscal Year 2012/13 (Net of HST)	Expenditures Processed 01-Jun-12 to 30-Jun-12 (Net of HST)	Expenditures Year to Date 01-Apr-12 to 30-Jun-12 (Net of HST)	Funds Available (Net of HST)	Percent Expended to Date
Office Allowances					
Office Accommodations	6,195.00	0.00	0.00	6,195.00	0.0%
Rental of Short-term Accommodations	664.00	0.00	0.00	664.00	0.0%
Office Start-up Costs	294.00	0.00	0.00	294.00	0.0%
Office Operations	13,274.00	54.39	54.39	13,219.61	0.4%
Total Office Allowances		54.39	54.39		
Operational Resources					
Operational Resources	--	513.60	1,113.55	--	--
Total Operational Resources		513.60	1,113.55		
Travel & Living Allowances					
House in Session	--	6,041.53	12,355.90	--	--
House Not in Session	--	0.00	0.00	--	--
Intra & Extra-Constituency Travel	40,619.00	1,290.15	2,032.46	38,586.54	5.0%
Total Travel & Living Allowances		7,331.68	14,388.36		
Constituency Allowance					
Constituency Allowance	2,655.00	135.27	135.27	2,519.73	5.1%
Total Constituency Allowance		135.27	135.27		
Total Expenditures		8,034.94	15,691.57		

---- End of Report ----



House of Assembly
Newfoundland and Labrador
Member Accountability and Disclosure Report
Expenditures Summarized by Category
01-Jun-12 to 30-Jun-12

FORSEY, CLAYTON, MHA

Allowance Category	Expenditure Limit for Fiscal Year 2012/13 (Net of HST)	Expenditures Processed 01-Jun-12 to 30-Jun-12 (Net of HST)	Expenditures Year to Date 01-Apr-12 to 30-Jun-12 (Net of HST)	Funds Available (Net of HST)	Percent Expended to Date
Office Allowances					
Office Accommodations	19,200.00	1,600.00	4,800.00	14,400.00	25.0%
Rental of Short-term Accommodations	664.00	0.00	0.00	664.00	0.0%
Office Start-up Costs	--	0.00	0.00	--	--
Office Operations	13,274.00	330.61	997.89	12,276.11	7.5%
Total Office Allowances		1,930.61	5,797.89		
Operational Resources					
Operational Resources	--	603.75	672.73	--	--
Total Operational Resources		603.75	672.73		
Travel & Living Allowances					
House in Session	--	3,778.79	7,544.60	--	--
House Not in Session	--	0.00	0.00	--	--
Intra & Extra-Constituency Travel	11,150.00	210.11	642.44	10,507.56	5.8%
Total Travel & Living Allowances		3,988.90	8,187.04		
Constituency Allowance					
Constituency Allowance	2,655.00	0.00	0.00	2,655.00	0.0%
Total Constituency Allowance		0.00	0.00		
Total Expenditures		6,523.26	14,657.66		

---- End of Report ----



House of Assembly
Newfoundland and Labrador
Member Accountability and Disclosure Report
Expenditures Summarized by Category
01-Jun-12 to 30-Jun-12

FRENCH, TERRY, MHA

Allowance Category	Expenditure Limit for Fiscal Year 2012/13 (Net of HST)	Expenditures Processed 01-Jun-12 to 30-Jun-12 (Net of HST)	Expenditures Year to Date 01-Apr-12 to 30-Jun-12 (Net of HST)	Funds Available (Net of HST)	Percent Expended to Date
Office Allowances					
Office Accommodations	6,195.00	0.00	0.00	6,195.00	0.0%
Rental of Short-term Accommodations	541.00	0.00	0.00	541.00	0.0%
Office Start-up Costs	--	0.00	0.00	--	--
Office Operations	13,274.00	125.00	877.19	12,396.81	6.6%
Total Office Allowances		125.00	877.19		
Operational Resources					
Operational Resources	--	844.22	934.17	--	--
Total Operational Resources		844.22	934.17		
Travel & Living Allowances					
House in Session	--	0.00	0.00	--	--
House Not in Session	--	0.00	0.00	--	--
Intra & Extra-Constituency Travel	7,965.00	0.00	0.00	7,965.00	0.0%
Total Travel & Living Allowances		0.00	0.00		
Constituency Allowance					
Constituency Allowance	2,655.00	198.56	357.92	2,297.08	13.5%
Total Constituency Allowance		198.56	357.92		
Total Expenditures		1,167.78	2,169.28		

---- End of Report ----



House of Assembly
Newfoundland and Labrador
Member Accountability and Disclosure Report
Expenditures Summarized by Category
01-Jun-12 to 30-Jun-12

GRANTER, VAUGHN, MHA

Allowance Category	Expenditure Limit for Fiscal Year 2012/13 (Net of HST)	Expenditures Processed 01-Jun-12 to 30-Jun-12 (Net of HST)	Expenditures Year to Date 01-Apr-12 to 30-Jun-12 (Net of HST)	Funds Available (Net of HST)	Percent Expended to Date
Office Allowances					
Office Accommodations	6,195.00	0.00	0.00	6,195.00	0.0%
Rental of Short-term Accommodations	664.00	0.00	0.00	664.00	0.0%
Office Start-up Costs	--	0.00	0.00	--	--
Office Operations	13,274.00	468.00	1,463.22	11,810.78	11.0%
Total Office Allowances		468.00	1,463.22		
Operational Resources					
Operational Resources	--	461.98	530.96	--	--
Total Operational Resources		461.98	530.96		
Travel & Living Allowances					
House in Session	--	5,777.01	10,589.42	--	--
House Not in Session	--	0.00	0.00	--	--
Intra & Extra-Constituency Travel	9,027.00	183.84	412.03	8,614.97	4.6%
Total Travel & Living Allowances		5,960.85	11,001.45		
Constituency Allowance					
Constituency Allowance	2,655.00	0.00	0.00	2,655.00	0.0%
Total Constituency Allowance		0.00	0.00		
Total Expenditures		6,890.83	12,995.63		

---- End of Report ----



House of Assembly
Newfoundland and Labrador
Member Accountability and Disclosure Report
Expenditures Summarized by Category
01-Jun-12 to 30-Jun-12

HEDDERSON, TOM, MHA

Allowance Category	Expenditure Limit for Fiscal Year 2012/13 (Net of HST)	Expenditures Processed 01-Jun-12 to 30-Jun-12 (Net of HST)	Expenditures Year to Date 01-Apr-12 to 30-Jun-12 (Net of HST)	Funds Available (Net of HST)	Percent Expended to Date
Office Allowances					
Office Accommodations	16,200.00	1,350.00	4,050.00	12,150.00	25.0%
Rental of Short-term Accommodations	664.00	0.00	0.00	664.00	0.0%
Office Start-up Costs	--	0.00	0.00	--	--
Office Operations	13,274.00	224.75	503.89	12,770.11	3.8%
Total Office Allowances		1,574.75	4,553.89		
Operational Resources					
Operational Resources	--	618.85	795.20	--	--
Total Operational Resources		618.85	795.20		
Travel & Living Allowances					
House in Session	--	0.00	0.00	--	--
House Not in Session	--	0.00	0.00	--	--
Intra & Extra-Constituency Travel	7,611.00	257.96	257.96	7,353.04	3.4%
Total Travel & Living Allowances		257.96	257.96		
Constituency Allowance					
Constituency Allowance	2,655.00	587.90	587.90	2,067.10	22.1%
Total Constituency Allowance		587.90	587.90		
Total Expenditures		3,039.46	6,194.95		

---- End of Report ----



House of Assembly
Newfoundland and Labrador
Member Accountability and Disclosure Report
Expenditures Summarized by Category
01-Jun-12 to 30-Jun-12

HUNTER, RAY, MHA

Allowance Category	Expenditure Limit for Fiscal Year 2012/13 (Net of HST)	Expenditures Processed 01-Jun-12 to 30-Jun-12 (Net of HST)	Expenditures Year to Date 01-Apr-12 to 30-Jun-12 (Net of HST)	Funds Available (Net of HST)	Percent Expended to Date
Office Allowances					
Office Accommodations	6,195.00	0.00	0.00	6,195.00	0.0%
Rental of Short-term Accommodations	664.00	0.00	0.00	664.00	0.0%
Office Start-up Costs	--	0.00	0.00	--	--
Office Operations	13,274.00	260.00	1,142.86	12,131.14	8.6%
Total Office Allowances		260.00	1,142.86		
Operational Resources					
Operational Resources	--	502.82	502.82	--	--
Total Operational Resources		502.82	502.82		
Travel & Living Allowances					
House in Session	--	2,268.72	6,083.59	--	--
House Not in Session	--	0.00	0.00	--	--
Intra & Extra-Constituency Travel	7,965.00	438.78	1,030.48	6,934.52	12.9%
Total Travel & Living Allowances		2,707.50	7,114.07		
Constituency Allowance					
Constituency Allowance	2,655.00	199.80	798.07	1,856.93	30.1%
Total Constituency Allowance		199.80	798.07		
Total Expenditures		3,670.12	9,557.82		

---- End of Report ----



House of Assembly
Newfoundland and Labrador
Member Accountability and Disclosure Report
Expenditures Summarized by Category
01-Jun-12 to 30-Jun-12

HUTCHINGS, KEITH, MHA

Allowance Category	Expenditure Limit for Fiscal Year 2012/13 (Net of HST)	Expenditures Processed 01-Jun-12 to 30-Jun-12 (Net of HST)	Expenditures Year to Date 01-Apr-12 to 30-Jun-12 (Net of HST)	Funds Available (Net of HST)	Percent Expended to Date
Office Allowances					
Office Accommodations	6,195.00	0.00	0.00	6,195.00	0.0%
Rental of Short-term Accommodations	541.00	0.00	0.00	541.00	0.0%
Office Start-up Costs	--	0.00	0.00	--	--
Office Operations	13,274.00	60.00	204.39	13,069.61	1.5%
Total Office Allowances		60.00	204.39		
Operational Resources					
Operational Resources	--	219.19	219.19	--	--
Total Operational Resources		219.19	219.19		
Travel & Living Allowances					
House in Session	--	0.00	0.00	--	--
House Not in Session	--	0.00	0.00	--	--
Intra & Extra-Constituency Travel	11,150.00	160.70	482.10	10,667.90	4.3%
Total Travel & Living Allowances		160.70	482.10		
Constituency Allowance					
Constituency Allowance	2,655.00	40.61	134.94	2,520.06	5.1%
Total Constituency Allowance		40.61	134.94		
Total Expenditures		480.50	1,040.62		

---- End of Report ----



House of Assembly
Newfoundland and Labrador
Member Accountability and Disclosure Report
Expenditures Summarized by Category
01-Jun-12 to 30-Jun-12

JACKMAN, CLYDE, MHA

Allowance Category	Expenditure Limit for Fiscal Year 2012/13 (Net of HST)	Expenditures Processed 01-Jun-12 to 30-Jun-12 (Net of HST)	Expenditures Year to Date 01-Apr-12 to 30-Jun-12 (Net of HST)	Funds Available (Net of HST)	Percent Expended to Date
Office Allowances					
Office Accommodations	6,195.00	250.00	750.00	5,445.00	12.1%
Rental of Short-term Accommodations	664.00	0.00	0.00	664.00	0.0%
Office Start-up Costs	--	0.00	0.00	--	--
Office Operations	13,274.00	323.00	398.00	12,876.00	3.0%
Total Office Allowances		573.00	1,148.00		
Operational Resources					
Operational Resources	--	607.94	654.39	--	--
Total Operational Resources		607.94	654.39		
Travel & Living Allowances					
House in Session	--	0.00	700.21	--	--
House Not in Session	--	0.00	0.00	--	--
Intra & Extra-Constituency Travel	9,027.00	232.09	412.72	8,614.28	4.6%
Total Travel & Living Allowances		232.09	1,112.93		
Constituency Allowance					
Constituency Allowance	2,655.00	0.00	0.00	2,655.00	0.0%
Total Constituency Allowance		0.00	0.00		
Total Expenditures		1,413.03	2,915.32		

---- End of Report ----



House of Assembly
Newfoundland and Labrador
Member Accountability and Disclosure Report
Expenditures Summarized by Category
01-Jun-12 to 30-Jun-12

JOHNSON, CHARLENE, MHA

Allowance Category	Expenditure Limit for Fiscal Year 2012/13 (Net of HST)	Expenditures Processed 01-Jun-12 to 30-Jun-12 (Net of HST)	Expenditures Year to Date 01-Apr-12 to 30-Jun-12 (Net of HST)	Funds Available (Net of HST)	Percent Expended to Date
Office Allowances					
Office Accommodations	6,195.00	0.00	0.00	6,195.00	0.0%
Rental of Short-term Accommodations	664.00	0.00	0.00	664.00	0.0%
Office Start-up Costs	--	0.00	0.00	--	--
Office Operations	13,274.00	154.14	253.89	13,020.11	1.9%
Total Office Allowances		154.14	253.89		
Operational Resources					
Operational Resources	--	1,016.30	1,016.30	--	--
Total Operational Resources		1,016.30	1,016.30		
Travel & Living Allowances					
House in Session	--	186.35	186.35	--	--
House Not in Session	--	239.93	239.93	--	--
Intra & Extra-Constituency Travel	9,558.00	75.89	346.81	9,211.19	3.6%
Total Travel & Living Allowances		502.17	773.09		
Constituency Allowance					
Constituency Allowance	2,655.00	0.00	388.18	2,266.82	14.6%
Total Constituency Allowance		0.00	388.18		
Total Expenditures		1,672.61	2,431.46		

---- End of Report ----



House of Assembly
Newfoundland and Labrador
Member Accountability and Disclosure Report
Expenditures Summarized by Category
01-Jun-12 to 30-Jun-12

JONES, YVONNE, MHA

Allowance Category	Expenditure Limit for Fiscal Year 2012/13 (Net of HST)	Expenditures Processed 01-Jun-12 to 30-Jun-12 (Net of HST)	Expenditures Year to Date 01-Apr-12 to 30-Jun-12 (Net of HST)	Funds Available (Net of HST)	Percent Expended to Date
Office Allowances					
Office Accommodations	6,195.00	0.00	0.00	6,195.00	0.0%
Rental of Short-term Accommodations	664.00	0.00	0.00	664.00	0.0%
Office Start-up Costs	--	0.00	0.00	--	--
Office Operations	13,274.00	184.74	558.87	12,715.13	4.2%
Total Office Allowances		184.74	558.87		
Operational Resources					
Operational Resources	--	1,942.68	1,942.68	--	--
Total Operational Resources		1,942.68	1,942.68		
Travel & Living Allowances					
House in Session	--	3,117.56	3,117.56	--	--
House Not in Session	--	186.35	186.35	--	--
Intra & Extra-Constituency Travel	43,540.00	5,928.63	8,157.56	35,382.44	18.7%
Total Travel & Living Allowances		9,232.54	11,461.47		
Constituency Allowance					
Constituency Allowance	2,655.00	0.00	0.00	2,655.00	0.0%
Total Constituency Allowance		0.00	0.00		
Total Expenditures					
		11,359.96	13,963.02		

---- End of Report ----



House of Assembly
Newfoundland and Labrador
Member Accountability and Disclosure Report
Expenditures Summarized by Category
01-Jun-12 to 30-Jun-12

JOYCE, EDDIE, MHA

Allowance Category	Expenditure Limit for Fiscal Year 2012/13 (Net of HST)	Expenditures Processed 01-Jun-12 to 30-Jun-12 (Net of HST)	Expenditures Year to Date 01-Apr-12 to 30-Jun-12 (Net of HST)	Funds Available (Net of HST)	Percent Expended to Date
Office Allowances					
Office Accommodations	12,012.00	1,001.00	3,003.00	9,009.00	25.0%
Rental of Short-term Accommodations	664.00	0.00	0.00	664.00	0.0%
Office Start-up Costs	520.00	0.00	0.00	520.00	0.0%
Office Operations	13,274.00	44.64	198.03	13,075.97	1.5%
Total Office Allowances		1,045.64	3,201.03		
Operational Resources					
Operational Resources	--	460.26	490.26	--	--
Total Operational Resources		460.26	490.26		
Travel & Living Allowances					
House in Session	--	6,802.89	13,308.44	--	--
House Not in Session	--	0.00	0.00	--	--
Intra & Extra-Constituency Travel	13,805.00	273.22	563.32	13,241.68	4.1%
Total Travel & Living Allowances		7,076.11	13,871.76		
Constituency Allowance					
Constituency Allowance	2,655.00	56.05	170.93	2,484.07	6.4%
Total Constituency Allowance		56.05	170.93		
Total Expenditures		8,638.06	17,733.98		

---- End of Report ----



House of Assembly
Newfoundland and Labrador
Member Accountability and Disclosure Report
Expenditures Summarized by Category
01-Jun-12 to 30-Jun-12

KENNEDY, JEROME, MHA

Allowance Category	Expenditure Limit for Fiscal Year 2012/13 (Net of HST)	Expenditures Processed 01-Jun-12 to 30-Jun-12 (Net of HST)	Expenditures Year to Date 01-Apr-12 to 30-Jun-12 (Net of HST)	Funds Available (Net of HST)	Percent Expended to Date
Office Allowances					
Office Accommodations	14,900.00	1,241.67	3,725.01	11,174.99	25.0%
Rental of Short-term Accommodations	664.00	0.00	0.00	664.00	0.0%
Office Start-up Costs	--	0.00	0.00	--	--
Office Operations	13,274.00	129.75	244.50	13,029.50	1.8%
Total Office Allowances		1,371.42	3,969.51		
Operational Resources					
Operational Resources	--	665.71	711.16	--	--
Total Operational Resources		665.71	711.16		
Travel & Living Allowances					
House in Session	--	22.32	22.32	--	--
House Not in Session	--	22.32	22.32	--	--
Intra & Extra-Constituency Travel	8,496.00	0.00	152.07	8,343.93	1.8%
Total Travel & Living Allowances		44.64	196.71		
Constituency Allowance					
Constituency Allowance	2,655.00	195.02	195.02	2,459.98	7.3%
Total Constituency Allowance		195.02	195.02		
Total Expenditures		2,276.79	5,072.40		

---- End of Report ----



House of Assembly
Newfoundland and Labrador
Member Accountability and Disclosure Report
Expenditures Summarized by Category
01-Jun-12 to 30-Jun-12

KENT, STEVE, MHA

Allowance Category	Expenditure Limit for Fiscal Year 2012/13 (Net of HST)	Expenditures Processed 01-Jun-12 to 30-Jun-12 (Net of HST)	Expenditures Year to Date 01-Apr-12 to 30-Jun-12 (Net of HST)	Funds Available (Net of HST)	Percent Expended to Date
Office Allowances					
Office Accommodations	6,195.00	0.00	0.00	6,195.00	0.0%
Rental of Short-term Accommodations	541.00	0.00	0.00	541.00	0.0%
Office Start-up Costs	--	0.00	0.00	--	--
Office Operations	13,274.00	858.24	1,723.21	11,550.79	13.0%
Total Office Allowances		858.24	1,723.21		
Operational Resources					
Operational Resources	--	512.40	512.40	--	--
Total Operational Resources		512.40	512.40		
Travel & Living Allowances					
House in Session	--	0.00	0.00	--	--
House Not in Session	--	0.00	0.00	--	--
Intra & Extra-Constituency Travel	6,637.00	0.00	0.00	6,637.00	0.0%
Total Travel & Living Allowances		0.00	0.00		
Constituency Allowance					
Constituency Allowance	2,655.00	220.00	220.00	2,435.00	8.3%
Total Constituency Allowance		220.00	220.00		
Total Expenditures		1,590.64	2,455.61		

---- End of Report ----



House of Assembly
Newfoundland and Labrador
Member Accountability and Disclosure Report
Expenditures Summarized by Category
01-Jun-12 to 30-Jun-12

KING, DARIN, MHA

Allowance Category	Expenditure Limit for Fiscal Year 2012/13 (Net of HST)	Expenditures Processed 01-Jun-12 to 30-Jun-12 (Net of HST)	Expenditures Year to Date 01-Apr-12 to 30-Jun-12 (Net of HST)	Funds Available (Net of HST)	Percent Expended to Date
Office Allowances					
Office Accommodations	8,879.00	739.90	2,219.70	6,659.30	25.0%
Rental of Short-term Accommodations	664.00	0.00	0.00	664.00	0.0%
Office Start-up Costs	--	0.00	0.00	--	--
Office Operations	13,274.00	349.82	2,301.78	10,972.22	17.3%
Total Office Allowances		1,089.72	4,521.48		
Operational Resources					
Operational Resources	--	777.99	824.44	--	--
Total Operational Resources		777.99	824.44		
Travel & Living Allowances					
House in Session	--	650.58	1,076.85	--	--
House Not in Session	--	0.00	231.56	--	--
Intra & Extra-Constituency Travel	13,274.00	1,207.58	2,098.93	11,175.07	15.8%
Total Travel & Living Allowances		1,858.16	3,407.34		
Constituency Allowance					
Constituency Allowance	2,655.00	123.33	363.33	2,291.67	13.7%
Total Constituency Allowance		123.33	363.33		
Total Expenditures		3,849.20	9,116.59		

---- End of Report ----



House of Assembly
Newfoundland and Labrador
Member Accountability and Disclosure Report
Expenditures Summarized by Category
01-Jun-12 to 30-Jun-12

KIRBY, DALE, MHA

Allowance Category	Expenditure Limit for Fiscal Year 2012/13 (Net of HST)	Expenditures Processed 01-Jun-12 to 30-Jun-12 (Net of HST)	Expenditures Year to Date 01-Apr-12 to 30-Jun-12 (Net of HST)	Funds Available (Net of HST)	Percent Expended to Date
Office Allowances					
Office Accommodations	6,195.00	233.93	233.93	5,961.07	3.8%
Rental of Short-term Accommodations	541.00	0.00	0.00	541.00	0.0%
Office Start-up Costs	150.00	7.06	7.06	142.94	4.7%
Office Operations	13,274.00	879.72	2,517.46	10,756.54	19.0%
Total Office Allowances		1,120.71	2,758.45		
Operational Resources					
Operational Resources	--	265.17	865.12	--	--
Total Operational Resources		265.17	865.12		
Travel & Living Allowances					
House in Session	--	0.00	0.00	--	--
House Not in Session	--	0.00	0.00	--	--
Intra & Extra-Constituency Travel	6,637.00	0.00	0.00	6,637.00	0.0%
Total Travel & Living Allowances		0.00	0.00		
Constituency Allowance					
Constituency Allowance	2,655.00	129.93	491.20	2,163.80	18.5%
Total Constituency Allowance		129.93	491.20		
Total Expenditures		1,515.81	4,114.77		

---- End of Report ----



House of Assembly
Newfoundland and Labrador
Member Accountability and Disclosure Report
Expenditures Summarized by Category
01-Jun-12 to 30-Jun-12

LANE, PAUL, MHA

Allowance Category	Expenditure Limit for Fiscal Year 2012/13 (Net of HST)	Expenditures Processed 01-Jun-12 to 30-Jun-12 (Net of HST)	Expenditures Year to Date 01-Apr-12 to 30-Jun-12 (Net of HST)	Funds Available (Net of HST)	Percent Expended to Date
Office Allowances					
Office Accommodations	6,195.00	0.00	0.00	6,195.00	0.0%
Rental of Short-term Accommodations	541.00	0.00	0.00	541.00	0.0%
Office Start-up Costs	813.00	0.00	0.00	813.00	0.0%
Office Operations	13,274.00	40.00	211.06	13,062.94	1.6%
Total Office Allowances		40.00	211.06		
Operational Resources					
Operational Resources	--	555.67	555.67	--	--
Total Operational Resources		555.67	555.67		
Travel & Living Allowances					
House in Session	--	0.00	0.00	--	--
House Not in Session	--	0.00	0.00	--	--
Intra & Extra-Constituency Travel	6,637.00	0.00	0.00	6,637.00	0.0%
Total Travel & Living Allowances		0.00	0.00		
Constituency Allowance					
Constituency Allowance	2,655.00	0.00	160.00	2,495.00	6.0%
Total Constituency Allowance		0.00	160.00		
Total Expenditures		595.67	926.73		

---- End of Report ----



House of Assembly
Newfoundland and Labrador
Member Accountability and Disclosure Report
Expenditures Summarized by Category
01-Jun-12 to 30-Jun-12

LITTLE, GLEN, MHA

Allowance Category	Expenditure Limit for Fiscal Year 2012/13 (Net of HST)	Expenditures Processed 01-Jun-12 to 30-Jun-12 (Net of HST)	Expenditures Year to Date 01-Apr-12 to 30-Jun-12 (Net of HST)	Funds Available (Net of HST)	Percent Expended to Date
Office Allowances					
Office Accommodations	17,622.00	1,485.00	4,239.32	13,382.68	24.1%
Rental of Short-term Accommodations	664.00	0.00	0.00	664.00	0.0%
Office Start-up Costs	469.00	31.18	31.18	437.82	6.6%
Office Operations	13,274.00	339.53	1,462.58	11,811.42	11.0%
Total Office Allowances		1,855.71	5,733.08		
Operational Resources					
Operational Resources	--	2,272.62	9,265.94	--	--
Total Operational Resources		2,272.62	9,265.94		
Travel & Living Allowances					
House in Session	--	3,501.29	8,628.24	--	--
House Not in Session	--	0.00	0.00	--	--
Intra & Extra-Constituency Travel	11,150.00	690.86	1,045.61	10,104.39	9.4%
Total Travel & Living Allowances		4,192.15	9,673.85		
Constituency Allowance					
Constituency Allowance	2,655.00	129.36	609.34	2,045.66	23.0%
Total Constituency Allowance		129.36	609.34		
Total Expenditures		8,449.84	25,282.21		

---- End of Report ----



House of Assembly
Newfoundland and Labrador
Member Accountability and Disclosure Report
Expenditures Summarized by Category
01-Jun-12 to 30-Jun-12

LITTLEJOHN, GLENN, MHA

Allowance Category	Expenditure Limit for Fiscal Year 2012/13 (Net of HST)	Expenditures Processed 01-Jun-12 to 30-Jun-12 (Net of HST)	Expenditures Year to Date 01-Apr-12 to 30-Jun-12 (Net of HST)	Funds Available (Net of HST)	Percent Expended to Date
Office Allowances					
Office Accommodations	10,285.00	857.08	2,571.24	7,713.76	25.0%
Rental of Short-term Accommodations	664.00	0.00	0.00	664.00	0.0%
Office Start-up Costs	325.00	0.00	0.00	325.00	0.0%
Office Operations	13,274.00	79.80	323.23	12,950.77	2.4%
Total Office Allowances		936.88	2,894.47		
Operational Resources					
Operational Resources	--	637.90	683.35	--	--
Total Operational Resources		637.90	683.35		
Travel & Living Allowances					
House in Session	--	2,083.48	2,921.63	--	--
House Not in Session	--	0.00	193.20	--	--
Intra & Extra-Constituency Travel	8,496.00	465.47	561.66	7,934.34	6.6%
Total Travel & Living Allowances		2,548.95	3,676.49		
Constituency Allowance					
Constituency Allowance	2,655.00	0.00	38.71	2,616.29	1.5%
Total Constituency Allowance		0.00	38.71		
Total Expenditures		4,123.73	7,293.02		

---- End of Report ----



House of Assembly
Newfoundland and Labrador
Member Accountability and Disclosure Report
Expenditures Summarized by Category
01-Jun-12 to 30-Jun-12

MARSHALL, THOMAS, MHA

Allowance Category	Expenditure Limit for Fiscal Year 2012/13 (Net of HST)	Expenditures Processed 01-Jun-12 to 30-Jun-12 (Net of HST)	Expenditures Year to Date 01-Apr-12 to 30-Jun-12 (Net of HST)	Funds Available (Net of HST)	Percent Expended to Date
Office Allowances					
Office Accommodations	6,195.00	0.00	0.00	6,195.00	0.0%
Rental of Short-term Accommodations	664.00	0.00	0.00	664.00	0.0%
Office Start-up Costs	--	0.00	0.00	--	--
Office Operations	13,274.00	252.00	762.00	12,512.00	5.7%
Total Office Allowances		252.00	762.00		
Operational Resources					
Operational Resources	--	403.25	552.13	--	--
Total Operational Resources		403.25	552.13		
Travel & Living Allowances					
House in Session	--	558.67	558.67	--	--
House Not in Session	--	0.00	0.00	--	--
Intra & Extra-Constituency Travel	6,991.00	0.00	0.00	6,991.00	0.0%
Total Travel & Living Allowances		558.67	558.67		
Constituency Allowance					
Constituency Allowance	2,655.00	0.00	0.00	2,655.00	0.0%
Total Constituency Allowance		0.00	0.00		
Total Expenditures		1,213.92	1,872.80		

---- End of Report ----



House of Assembly
Newfoundland and Labrador
Member Accountability and Disclosure Report
Expenditures Summarized by Category
01-Jun-12 to 30-Jun-12

MCGRATH, NICK, MHA

Allowance Category	Expenditure Limit for Fiscal Year 2012/13 (Net of HST)	Expenditures Processed 01-Jun-12 to 30-Jun-12 (Net of HST)	Expenditures Year to Date 01-Apr-12 to 30-Jun-12 (Net of HST)	Funds Available (Net of HST)	Percent Expended to Date
Office Allowances					
Office Accommodations	14,400.00	1,200.00	3,600.00	10,800.00	25.0%
Rental of Short-term Accommodations	664.00	0.00	0.00	664.00	0.0%
Office Start-up Costs	865.00	0.00	0.00	865.00	0.0%
Office Operations	13,274.00	31.00	162.89	13,111.11	1.2%
Total Office Allowances		1,231.00	3,762.89		
Operational Resources					
Operational Resources	--	326.55	326.55	--	--
Total Operational Resources		326.55	326.55		
Travel & Living Allowances					
House in Session	--	5,184.60	12,180.88	--	--
House Not in Session	--	0.00	883.12	--	--
Intra & Extra-Constituency Travel	8,496.00	0.00	0.00	8,496.00	0.0%
Total Travel & Living Allowances		5,184.60	13,064.00		
Constituency Allowance					
Constituency Allowance	2,655.00	0.00	78.32	2,576.68	2.9%
Total Constituency Allowance		0.00	78.32		
Total Expenditures		6,742.15	17,231.76		

---- End of Report ----



House of Assembly
Newfoundland and Labrador
Member Accountability and Disclosure Report
Expenditures Summarized by Category
01-Jun-12 to 30-Jun-12

MICHAEL, LORRAINE, MHA

Allowance Category	Expenditure Limit for Fiscal Year 2012/13 (Net of HST)	Expenditures Processed 01-Jun-12 to 30-Jun-12 (Net of HST)	Expenditures Year to Date 01-Apr-12 to 30-Jun-12 (Net of HST)	Funds Available (Net of HST)	Percent Expended to Date
Office Allowances					
Office Accommodations	6,195.00	0.00	0.00	6,195.00	0.0%
Rental of Short-term Accommodations	541.00	0.00	0.00	541.00	0.0%
Office Start-up Costs	--	0.00	0.00	--	--
Office Operations	13,274.00	511.30	2,326.64	10,947.36	17.5%
Total Office Allowances		511.30	2,326.64		
Operational Resources					
Operational Resources	--	280.09	416.98	--	--
Total Operational Resources		280.09	416.98		
Travel & Living Allowances					
House in Session	--	0.00	0.00	--	--
House Not in Session	--	0.00	0.00	--	--
Intra & Extra-Constituency Travel	6,637.00	0.00	0.00	6,637.00	0.0%
Total Travel & Living Allowances		0.00	0.00		
Constituency Allowance					
Constituency Allowance	2,655.00	0.00	0.00	2,655.00	0.0%
Total Constituency Allowance		0.00	0.00		
Total Expenditures		791.39	2,743.62		

---- End of Report ----



House of Assembly
Newfoundland and Labrador
Member Accountability and Disclosure Report
Expenditures Summarized by Category
01-Jun-12 to 30-Jun-12

MITCHELMORE, CHRISTOPHER, MHA

Allowance Category	Expenditure Limit for Fiscal Year 2012/13 (Net of HST)	Expenditures Processed 01-Jun-12 to 30-Jun-12 (Net of HST)	Expenditures Year to Date 01-Apr-12 to 30-Jun-12 (Net of HST)	Funds Available (Net of HST)	Percent Expended to Date
Office Allowances					
Office Accommodations	6,195.00	0.00	0.00	6,195.00	0.0%
Rental of Short-term Accommodations	664.00	-80.71	0.00	664.00	0.0%
Office Start-up Costs	256.00	0.00	0.00	256.00	0.0%
Office Operations	13,274.00	1,408.69	2,019.96	11,254.04	15.2%
Total Office Allowances		1,327.98	2,019.96		
Operational Resources					
Operational Resources	--	616.00	1,669.21	--	--
Total Operational Resources		616.00	1,669.21		
Travel & Living Allowances					
House in Session	--	9,867.31	14,244.24	--	--
House Not in Session	--	0.00	1,575.37	--	--
Intra & Extra-Constituency Travel	11,150.00	648.69	1,679.78	9,470.22	15.1%
Total Travel & Living Allowances		10,516.00	17,499.39		
Constituency Allowance					
Constituency Allowance	2,655.00	115.06	266.41	2,388.59	10.0%
Total Constituency Allowance		115.06	266.41		
Total Expenditures					
		12,575.04	21,454.97		

---- End of Report ----



House of Assembly
Newfoundland and Labrador
Member Accountability and Disclosure Report
Expenditures Summarized by Category
01-Jun-12 to 30-Jun-12

MURPHY, GEORGE, MHA

Allowance Category	Expenditure Limit for Fiscal Year 2012/13 (Net of HST)	Expenditures Processed 01-Jun-12 to 30-Jun-12 (Net of HST)	Expenditures Year to Date 01-Apr-12 to 30-Jun-12 (Net of HST)	Funds Available (Net of HST)	Percent Expended to Date
Office Allowances					
Office Accommodations	6,195.00	0.00	0.00	6,195.00	0.0%
Rental of Short-term Accommodations	541.00	0.00	0.00	541.00	0.0%
Office Start-up Costs	317.00	0.00	0.00	317.00	0.0%
Office Operations	13,274.00	976.00	1,220.08	12,053.92	9.2%
Total Office Allowances		976.00	1,220.08		
Operational Resources					
Operational Resources	--	313.47	313.47	--	--
Total Operational Resources		313.47	313.47		
Travel & Living Allowances					
House in Session	--	0.00	0.00	--	--
House Not in Session	--	0.00	0.00	--	--
Intra & Extra-Constituency Travel	6,637.00	604.25	792.09	5,844.91	11.9%
Total Travel & Living Allowances		604.25	792.09		
Constituency Allowance					
Constituency Allowance	2,655.00	0.00	420.55	2,234.45	15.8%
Total Constituency Allowance		0.00	420.55		
Total Expenditures		1,893.72	2,746.19		

---- End of Report ----



House of Assembly
Newfoundland and Labrador
Member Accountability and Disclosure Report
Expenditures Summarized by Category
01-Jun-12 to 30-Jun-12

O'BRIEN, KEVIN, MHA

Allowance Category	Expenditure Limit for Fiscal Year 2012/13 (Net of HST)	Expenditures Processed 01-Jun-12 to 30-Jun-12 (Net of HST)	Expenditures Year to Date 01-Apr-12 to 30-Jun-12 (Net of HST)	Funds Available (Net of HST)	Percent Expended to Date
Office Allowances					
Office Accommodations	6,195.00	0.00	0.00	6,195.00	0.0%
Rental of Short-term Accommodations	664.00	0.00	0.00	664.00	0.0%
Office Start-up Costs	--	0.00	0.00	--	--
Office Operations	13,274.00	194.04	1,530.94	11,743.06	11.5%
Total Office Allowances		194.04	1,530.94		
Operational Resources					
Operational Resources	--	491.16	560.14	--	--
Total Operational Resources		491.16	560.14		
Travel & Living Allowances					
House in Session	--	9,317.12	12,907.73	--	--
House Not in Session	--	0.00	22.32	--	--
Intra & Extra-Constituency Travel	8,496.00	571.99	795.19	7,700.81	9.4%
Total Travel & Living Allowances		9,889.11	13,725.24		
Constituency Allowance					
Constituency Allowance	2,655.00	0.00	0.00	2,655.00	0.0%
Total Constituency Allowance		0.00	0.00		
Total Expenditures		10,574.31	15,816.32		

---- End of Report ----



House of Assembly
Newfoundland and Labrador
Member Accountability and Disclosure Report
Expenditures Summarized by Category
01-Jun-12 to 30-Jun-12

OSBORNE, TOM, MHA

Allowance Category	Expenditure Limit for Fiscal Year 2012/13 (Net of HST)	Expenditures Processed 01-Jun-12 to 30-Jun-12 (Net of HST)	Expenditures Year to Date 01-Apr-12 to 30-Jun-12 (Net of HST)	Funds Available (Net of HST)	Percent Expended to Date
Office Allowances					
Office Accommodations	6,195.00	0.00	0.00	6,195.00	0.0%
Rental of Short-term Accommodations	541.00	0.00	0.00	541.00	0.0%
Office Start-up Costs	--	0.00	0.00	--	--
Office Operations	13,274.00	0.00	136.36	13,137.64	1.0%
Total Office Allowances		0.00	136.36		
Operational Resources					
Operational Resources	--	981.89	981.89	--	--
Total Operational Resources		981.89	981.89		
Travel & Living Allowances					
House in Session	--	0.00	0.00	--	--
House Not in Session	--	0.00	0.00	--	--
Intra & Extra-Constituency Travel	6,637.00	0.00	0.00	6,637.00	0.0%
Total Travel & Living Allowances		0.00	0.00		
Constituency Allowance					
Constituency Allowance	2,655.00	0.00	0.00	2,655.00	0.0%
Total Constituency Allowance		0.00	0.00		
Total Expenditures		981.89	1,118.25		

---- End of Report ----



House of Assembly
Newfoundland and Labrador
Member Accountability and Disclosure Report
Expenditures Summarized by Category
01-Jun-12 to 30-Jun-12

PARSONS, ANDREW, MHA

Allowance Category	Expenditure Limit for Fiscal Year 2012/13 (Net of HST)	Expenditures Processed 01-Jun-12 to 30-Jun-12 (Net of HST)	Expenditures Year to Date 01-Apr-12 to 30-Jun-12 (Net of HST)	Funds Available (Net of HST)	Percent Expended to Date
Office Allowances					
Office Accommodations	12,000.00	1,000.00	3,000.00	9,000.00	25.0%
Rental of Short-term Accommodations	664.00	0.00	45.40	618.60	6.8%
Office Start-up Costs	813.00	0.00	0.00	813.00	0.0%
Office Operations	13,274.00	263.56	907.82	12,366.18	6.8%
Total Office Allowances		1,263.56	3,953.22		
Operational Resources					
Operational Resources	--	563.40	632.38	--	--
Total Operational Resources		563.40	632.38		
Travel & Living Allowances					
House in Session	--	7,395.24	16,203.02	--	--
House Not in Session	--	0.00	88.71	--	--
Intra & Extra-Constituency Travel	12,478.00	346.57	1,117.48	11,360.52	9.0%
Total Travel & Living Allowances		7,741.81	17,409.21		
Constituency Allowance					
Constituency Allowance	2,655.00	162.94	518.25	2,136.75	19.5%
Total Constituency Allowance		162.94	518.25		
Total Expenditures		9,731.71	22,513.06		

---- End of Report ----



House of Assembly
Newfoundland and Labrador
Member Accountability and Disclosure Report
Expenditures Summarized by Category
01-Jun-12 to 30-Jun-12

PARSONS, KEVIN, MHA

Allowance Category	Expenditure Limit for Fiscal Year 2012/13 (Net of HST)	Expenditures Processed 01-Jun-12 to 30-Jun-12 (Net of HST)	Expenditures Year to Date 01-Apr-12 to 30-Jun-12 (Net of HST)	Funds Available (Net of HST)	Percent Expended to Date
Office Allowances					
Office Accommodations	6,195.00	0.00	0.00	6,195.00	0.0%
Rental of Short-term Accommodations	541.00	0.00	0.00	541.00	0.0%
Office Start-up Costs	--	0.00	0.00	--	--
Office Operations	13,274.00	75.00	299.58	12,974.42	2.3%
Total Office Allowances		75.00	299.58		
Operational Resources					
Operational Resources	--	748.82	748.82	--	--
Total Operational Resources		748.82	748.82		
Travel & Living Allowances					
House in Session	--	0.00	0.00	--	--
House Not in Session	--	0.00	0.00	--	--
Intra & Extra-Constituency Travel	7,965.00	35.51	35.51	7,929.49	0.4%
Total Travel & Living Allowances		35.51	35.51		
Constituency Allowance					
Constituency Allowance	2,655.00	171.34	171.34	2,483.66	6.5%
Total Constituency Allowance		171.34	171.34		
Total Expenditures		1,030.67	1,255.25		

---- End of Report ----



House of Assembly
Newfoundland and Labrador
Member Accountability and Disclosure Report
Expenditures Summarized by Category
01-Jun-12 to 30-Jun-12

PEACH, CALVIN, MHA

Allowance Category	Expenditure Limit for Fiscal Year 2012/13 (Net of HST)	Expenditures Processed 01-Jun-12 to 30-Jun-12 (Net of HST)	Expenditures Year to Date 01-Apr-12 to 30-Jun-12 (Net of HST)	Funds Available (Net of HST)	Percent Expended to Date
Office Allowances					
Office Accommodations	6,195.00	0.00	0.00	6,195.00	0.0%
Rental of Short-term Accommodations	664.00	0.00	0.00	664.00	0.0%
Office Start-up Costs	--	0.00	0.00	--	--
Office Operations	13,274.00	251.74	1,638.43	11,635.57	12.3%
Total Office Allowances		251.74	1,638.43		
Operational Resources					
Operational Resources	--	548.64	958.97	--	--
Total Operational Resources		548.64	958.97		
Travel & Living Allowances					
House in Session	--	5,136.40	8,175.50	--	--
House Not in Session	--	97.40	594.17	--	--
Intra & Extra-Constituency Travel	14,513.00	976.31	2,165.84	12,347.16	14.9%
Total Travel & Living Allowances		6,210.11	10,935.51		
Constituency Allowance					
Constituency Allowance	2,655.00	81.76	249.68	2,405.32	9.4%
Total Constituency Allowance		81.76	249.68		
Total Expenditures		7,092.25	13,782.59		

---- End of Report ----



House of Assembly
Newfoundland and Labrador
Member Accountability and Disclosure Report
Expenditures Summarized by Category
01-Jun-12 to 30-Jun-12

PERRY, TRACEY, MHA

Allowance Category	Expenditure Limit for Fiscal Year 2012/13 (Net of HST)	Expenditures Processed 01-Jun-12 to 30-Jun-12 (Net of HST)	Expenditures Year to Date 01-Apr-12 to 30-Jun-12 (Net of HST)	Funds Available (Net of HST)	Percent Expended to Date
Office Allowances					
Office Accommodations	9,481.00	823.22	2,361.22	7,119.78	24.9%
Rental of Short-term Accommodations	664.00	0.00	0.00	664.00	0.0%
Office Start-up Costs	--	0.00	0.00	--	--
Office Operations	13,274.00	315.66	1,683.81	11,590.19	12.7%
Total Office Allowances		1,138.88	4,045.03		
Operational Resources					
Operational Resources	--	766.51	809.46	--	--
Total Operational Resources		766.51	809.46		
Travel & Living Allowances					
House in Session	--	7,414.12	12,464.86	--	--
House Not in Session	--	0.00	0.00	--	--
Intra & Extra-Constituency Travel	52,743.00	308.34	2,140.17	50,602.83	4.1%
Total Travel & Living Allowances		7,722.46	14,605.03		
Constituency Allowance					
Constituency Allowance	2,655.00	200.92	516.99	2,138.01	19.5%
Total Constituency Allowance		200.92	516.99		
Total Expenditures					
		9,828.77	19,976.51		

---- End of Report ----



House of Assembly
Newfoundland and Labrador
Member Accountability and Disclosure Report
Expenditures Summarized by Category
01-Jun-12 to 30-Jun-12

POLLARD, KEVIN, MHA

Allowance Category	Expenditure Limit for Fiscal Year 2012/13 (Net of HST)	Expenditures Processed 01-Jun-12 to 30-Jun-12 (Net of HST)	Expenditures Year to Date 01-Apr-12 to 30-Jun-12 (Net of HST)	Funds Available (Net of HST)	Percent Expended to Date
Office Allowances					
Office Accommodations	12,000.00	1,000.00	3,000.00	9,000.00	25.0%
Rental of Short-term Accommodations	664.00	0.00	0.00	664.00	0.0%
Office Start-up Costs	--	0.00	0.00	--	--
Office Operations	13,274.00	194.32	398.71	12,875.29	3.0%
Total Office Allowances		1,194.32	3,398.71		
Operational Resources					
Operational Resources	--	571.40	571.40	--	--
Total Operational Resources		571.40	571.40		
Travel & Living Allowances					
House in Session	--	3,600.61	6,688.06	--	--
House Not in Session	--	0.00	341.20	--	--
Intra & Extra-Constituency Travel	11,150.00	1,393.77	2,658.24	8,491.76	23.8%
Total Travel & Living Allowances		4,994.38	9,687.50		
Constituency Allowance					
Constituency Allowance	2,655.00	380.93	591.63	2,063.37	22.3%
Total Constituency Allowance		380.93	591.63		
Total Expenditures		7,141.03	14,249.24		

---- End of Report ----



House of Assembly
Newfoundland and Labrador
Member Accountability and Disclosure Report
Expenditures Summarized by Category
01-Jun-12 to 30-Jun-12

ROGERS, GERRY, MHA

Allowance Category	Expenditure Limit for Fiscal Year 2012/13 (Net of HST)	Expenditures Processed 01-Jun-12 to 30-Jun-12 (Net of HST)	Expenditures Year to Date 01-Apr-12 to 30-Jun-12 (Net of HST)	Funds Available (Net of HST)	Percent Expended to Date
Office Allowances					
Office Accommodations	6,195.00	0.00	0.00	6,195.00	0.0%
Rental of Short-term Accommodations	541.00	0.00	0.00	541.00	0.0%
Office Start-up Costs	293.00	56.50	56.50	236.50	19.3%
Office Operations	13,274.00	414.40	1,029.75	12,244.25	7.8%
Total Office Allowances		470.90	1,086.25		
Operational Resources					
Operational Resources	--	440.55	440.55	--	--
Total Operational Resources		440.55	440.55		
Travel & Living Allowances					
House in Session	--	0.00	0.00	--	--
House Not in Session	--	0.00	0.00	--	--
Intra & Extra-Constituency Travel	6,637.00	55.35	428.99	6,208.01	6.5%
Total Travel & Living Allowances		55.35	428.99		
Constituency Allowance					
Constituency Allowance	2,655.00	60.17	245.35	2,409.65	9.2%
Total Constituency Allowance		60.17	245.35		
Total Expenditures		1,026.97	2,201.14		

---- End of Report ----



House of Assembly
Newfoundland and Labrador
Member Accountability and Disclosure Report
Expenditures Summarized by Category
01-Jun-12 to 30-Jun-12

RUSSELL, KEITH, MHA

Allowance Category	Expenditure Limit for Fiscal Year 2012/13 (Net of HST)	Expenditures Processed 01-Jun-12 to 30-Jun-12 (Net of HST)	Expenditures Year to Date 01-Apr-12 to 30-Jun-12 (Net of HST)	Funds Available (Net of HST)	Percent Expended to Date
Office Allowances					
Office Accommodations	6,195.00	0.00	0.00	6,195.00	0.0%
Rental of Short-term Accommodations	664.00	0.00	0.00	664.00	0.0%
Office Start-up Costs	679.00	0.00	0.00	679.00	0.0%
Office Operations	13,274.00	50.00	439.20	12,834.80	3.3%
Total Office Allowances		50.00	439.20		
Operational Resources					
Operational Resources	--	1,448.51	6,194.27	--	--
Total Operational Resources		1,448.51	6,194.27		
Travel & Living Allowances					
House in Session	--	6,656.55	14,260.24	--	--
House Not in Session	--	0.00	22.32	--	--
Intra & Extra-Constituency Travel	8,850.00	92.46	480.90	8,369.10	5.4%
Total Travel & Living Allowances		6,749.01	14,763.46		
Constituency Allowance					
Constituency Allowance	2,655.00	58.04	173.31	2,481.69	6.5%
Total Constituency Allowance		58.04	173.31		
Total Expenditures					
		8,305.56	21,570.24		

---- End of Report ----



House of Assembly
Newfoundland and Labrador
Member Accountability and Disclosure Report
Expenditures Summarized by Category
01-Jun-12 to 30-Jun-12

SULLIVAN, SUSAN, MHA

Allowance Category	Expenditure Limit for Fiscal Year 2012/13 (Net of HST)	Expenditures Processed 01-Jun-12 to 30-Jun-12 (Net of HST)	Expenditures Year to Date 01-Apr-12 to 30-Jun-12 (Net of HST)	Funds Available (Net of HST)	Percent Expended to Date
Office Allowances					
Office Accommodations	7,488.00	624.00	1,872.00	5,616.00	25.0%
Rental of Short-term Accommodations	664.00	0.00	0.00	664.00	0.0%
Office Start-up Costs	--	0.00	0.00	--	--
Office Operations	13,274.00	161.00	469.14	12,804.86	3.5%
Total Office Allowances		785.00	2,341.14		
Operational Resources					
Operational Resources	--	496.85	580.79	--	--
Total Operational Resources		496.85	580.79		
Travel & Living Allowances					
House in Session	--	1,144.93	2,206.54	--	--
House Not in Session	--	0.00	0.00	--	--
Intra & Extra-Constituency Travel	10,088.00	0.00	0.00	10,088.00	0.0%
Total Travel & Living Allowances		1,144.93	2,206.54		
Constituency Allowance					
Constituency Allowance	2,655.00	0.00	0.00	2,655.00	0.0%
Total Constituency Allowance		0.00	0.00		
Total Expenditures		2,426.78	5,128.47		

---- End of Report ----



House of Assembly
Newfoundland and Labrador
Member Accountability and Disclosure Report
Expenditures Summarized by Category
01-Jun-12 to 30-Jun-12

VERGE, WADE, MHA

Allowance Category	Expenditure Limit for Fiscal Year 2012/13 (Net of HST)	Expenditures Processed 01-Jun-12 to 30-Jun-12 (Net of HST)	Expenditures Year to Date 01-Apr-12 to 30-Jun-12 (Net of HST)	Funds Available (Net of HST)	Percent Expended to Date
Office Allowances					
Office Accommodations	6,195.00	0.00	0.00	6,195.00	0.0%
Rental of Short-term Accommodations	664.00	0.00	0.00	664.00	0.0%
Office Start-up Costs	--	0.00	0.00	--	--
Office Operations	13,274.00	132.09	322.38	12,951.62	2.4%
Total Office Allowances		132.09	322.38		
Operational Resources					
Operational Resources	--	720.45	766.90	--	--
Total Operational Resources		720.45	766.90		
Travel & Living Allowances					
House in Session	--	5,056.69	10,344.84	--	--
House Not in Session	--	0.00	0.00	--	--
Intra & Extra-Constituency Travel	10,177.00	39.77	435.00	9,742.00	4.3%
Total Travel & Living Allowances		5,096.46	10,779.84		
Constituency Allowance					
Constituency Allowance	2,655.00	0.00	286.92	2,368.08	10.8%
Total Constituency Allowance		0.00	286.92		
Total Expenditures		5,949.00	12,156.04		

---- End of Report ----



House of Assembly
Newfoundland and Labrador
Member Accountability and Disclosure Report
Expenditures Summarized by Category
01-Jun-12 to 30-Jun-12

WISEMAN, ROSS, MHA

Allowance Category	Expenditure Limit for Fiscal Year 2012/13 (Net of HST)	Expenditures Processed 01-Jun-12 to 30-Jun-12 (Net of HST)	Expenditures Year to Date 01-Apr-12 to 30-Jun-12 (Net of HST)	Funds Available (Net of HST)	Percent Expended to Date
Office Allowances					
Office Accommodations	18,080.00	1,506.67	4,520.01	13,559.99	25.0%
Rental of Short-term Accommodations	664.00	0.00	0.00	664.00	0.0%
Office Start-up Costs	--	0.00	0.00	--	--
Office Operations	13,274.00	123.40	400.30	12,873.70	3.0%
Total Office Allowances		1,630.07	4,920.31		
Operational Resources					
Operational Resources	--	607.95	798.40	--	--
Total Operational Resources		607.95	798.40		
Travel & Living Allowances					
House in Session	--	501.59	1,491.38	--	--
House Not in Session	--	0.00	1,007.01	--	--
Intra & Extra-Constituency Travel	9,027.00	0.00	93.57	8,933.43	1.0%
Total Travel & Living Allowances		501.59	2,591.96		
Constituency Allowance					
Constituency Allowance	2,655.00	66.07	101.28	2,553.72	3.8%
Total Constituency Allowance		66.07	101.28		
Total Expenditures		2,805.68	8,411.95		

---- End of Report ----

**House of Assembly Management Commission
Briefing Note**

Title: Caucus Operational Funding Grants

Issue: Caucus Operational Funding Expenditure Reports for 2011-2012

Background:

- At its February 2, 2010 meeting, the Commission approved the Caucus Operational Funding Grants Policy dated February 2010. **CM 2010-003 refers.**
- Section 6.0 of the policy requires each caucus to submit a report detailing expenditures on the use of this allocation to the Commission within 90 days after the end of each fiscal year.
- The reports detailing expenditures for the period 1 April 2011 to 31 March 2012 have been received from the Office of the Speaker, Government Members' Caucus, Official Opposition Caucus, and the Third Party Caucus. A summary of the expenditures for each Caucus is attached.

Analysis:

Legal Consultation:

Not applicable

Internal Consultation(s):

Not applicable

External Consultation(s):

Office of the Speaker, Government Members' Caucus, Official Opposition Caucus, Third Party Caucus

Comparison to Government Policy:

Not applicable

Financial Impact:

Not applicable

Legislative Impact:

Not applicable

Options:

Not applicable


Status:

All reports are received and attached.

Action Required:

For reporting purposes only.

Prepared by: Marie Keefe

Approved by: 

Date: September 7, 2012

Attachments:

1. Office of the Speaker 2011-2012 Annual Expense Report
2. Government Members' Caucus 2011-2012 Annual Expense Report
3. Official Opposition Caucus 2011-2012 Annual Expense Report
4. Third Party Caucus 2011-2012 Annual Expense Report

Speaker's Office
Summary of Expenditures
For the Period April 1, 2011 to March 31, 2012


Caucus Office and Staff		
Transportation and Communications		
Travel, meals and accommodations associated with hearings, caucus, and other meetings		
Travel, meals and accommodations associated with luncheons such as Board of Trade, Combined Councils of Labrador conference, and similar functions		\$ -
Travel, meals and accommodations associated with training and development		\$ -
Taxis, couriers and other delivery charges		
Sub-Total		\$ -
Supplies		
Newspapers, other subscriptions, resource materials		\$ -
Gifts for visiting delegations or individuals, to a maximum of \$200 per gift		\$ -
Flowers or similar tokens of respect on behalf of a caucus for funerals or serious illnesses of Members, former Members or political staff		
Meals and food services for meetings and guests, or for staff outside normal working hours		
Office supplies and operational expenses		\$ 390.46
Sub-Total		\$ 390.46
Purchased Services		
Registration or other fees associated with luncheons such as Board of Trade and similar functions		\$ -
Processing fees for Access to Information requests		\$ -
Media transcripts		\$ -
Training and development registration fees		\$ -
Standard banking charges		
Advertising, of a non-partisan nature, on behalf of the caucus		\$ -
Sub-Total		\$ -

Speaker's Office
Summary of Expenditures
For the Period April 1, 2011 to March 31, 2012

Members and Constituency Assistants - Caucus Meetings	
Transportation and Communications	
Travel, meals and accommodations	\$ -
Supplies	
Office supplies, food services, water, other	
Purchased Services	
Room rentals, advertising, printing, other	
Sub-Total	\$
Total	\$ 390.46



HOUSE OF ASSEMBLY
NEWFOUNDLAND AND LABRADOR



June 29, 2012

Ms. Wanda Lee Mercer
Manager, Financial Planning and Reporting
Corporate & Members' Services
House of Assembly

Dear Ms. Mercer,

In accordance with CM 2008-085 of the House of Assembly Management Commission, please find attached the Summary of Expenditures of the Progressive Conservative Party Caucus; for the Fiscal Year ending March 31, 2012.

Regards,

Rob Stead
Office Manager
Government Members' Office
House of Assembly

**Progressive Conservative Party Caucus
Summary of Expenditures
For the Period April 1, 2011 to March 31, 2012**

Caucus Office and Staff**Transportation and Communications**

Travel, meals and accommodations associated with hearings, caucus, and other meetings	\$ 2,689.95
Travel, meals and accommodations associated with luncheons such as Board of Trade, Combined Councils of Labrador conference, and similar functions	\$ 267.47
Travel, meals and accommodations associated with training and development	\$ -
Taxis, couriers and other delivery charges	\$ 47.79
Sub-Total	\$ 3,005.21

Supplies

Newspapers, other subscriptions, resource materials	\$ -
Gifts for visiting delegations or individuals, to a maximum of \$200 per gift	\$ -
Flowers or similar tokens of respect on behalf of a caucus for funerals or serious illnesses of Members, former Members or political staff	\$ 226.84
Meals and food services for meetings and guests, or for staff outside normal working hours	\$ 328.94
Office supplies and operational expenses	\$ 4,304.03
Sub-Total	\$ 4,859.81

Purchased Services

Registration or other fees associated with luncheons such as Board of Trade and similar functions	\$ -
Processing fees for Access to Information requests	\$ -
Media transcripts	\$ 1,326.30
Training and development registration fees	\$ -
Standard banking charges	\$ 4.44
Advertising, of a non-partisan nature, on behalf of the caucus	\$ -
Sub-Total	\$ 1,330.74

**Progressive Conservative Party Caucus
Summary of Expenditures
For the Period April 1, 2011 to March 31, 2012**

Members and Constituency Assistants - Caucus Meetings

Transportation and Communications

Travel, meals and accommodations

\$ 20,991.54

Supplies

Office supplies, food services, water, other

\$ 7,809.66

Purchased Services

Room rentals, advertising, printing, other

\$ 1,336.23

Sub-Total

\$ 30,137.43

Total

\$ 39,333.19



HOUSE OF ASSEMBLY
NEWFOUNDLAND AND LABRADOR

RECEIVED
Corporate & Member Services
House of Assembly
JUN 26 2012
AMC

Official Opposition Office

MEMORANDUM

TO: Wanda Lee Mercer, Manager
Financial Planning & Reporting

FROM: Gail Parsons
Administrative Assistant

DATE: June 26th, 2012

RE: FISCAL YEAR END CAUCUS FUNDING REPORT

Attached please find the Official Opposition Caucus Funding Report for the Fiscal Year 2011 – 2012 as per the House of Assembly Management Commission guidelines for Caucus Funding which states:

CM2008 -085 .6: “...Each Caucus shall submit a report detailing expenditures on the use of this allocation to the Commission within 90 days after the end of each fiscal year.” (2012: June 29th)

Attachment

- cc: Bill MacKenzie, Clerk HOA
- Marlene Lambe, CFO HOA
- Dwight Ball, Leader of the Official Opposition, Member of the House Management Commission
- Yvonne Jones, Opposition House Leader; Member of the House Management Commission
- Kelvin Parsons, Chief of Staff; Official Opposition

**Summary of Expenditures
For the Period April 1st, 2011 to March 31st, 2012**

Official Opposition Caucus Office and Staff	
Transportation and Communications	
Travel, meals and accommodations associated with hearings, caucuses and other meetings	0
Travel, meals and accommodations associated with luncheons such as Board of Trade, Combined Councils of Labrador conference, and similar functions	\$816.48
Travel, meals and accommodations associated with training and development	0
Taxis, couriers and other delivery charges	\$311.22
Sub-Total	\$1,127.70
Supplies	
Newspapers, other subscriptions, resource materials	\$474.75
Gifts for visiting delegations or individuals, to a maximum of \$200 per gift	NO GIFTS
Flowers or similar tokens of respect on behalf of a caucus for funerals or serious illnesses of Members, former Members or political staff	\$264.02
Meals and food services for meetings and guests, or for staff outside normal working hours	\$2,368.90
Office supplies and operational expenses	\$946.47
Sub-Total	\$4,054.14
Purchased Services	
Registration or other fees associated with luncheons such as Board of Trade and similar functions	\$184.30
Processing fees for Access to Information requests	\$843.26
Media transcripts	\$2,783.47
Training and development registration fees	0
Standard banking charges	\$211.68
Advertising, of a non-partisan nature, on behalf of the caucus	0
Sub-Total	\$4,022.71

Members and Constituency Assistants – Caucus Meetings

Transportation and Communications

Travel, meals and accommodations

0

Supplies

Office supplies, food services, water, other

\$618.72

Purchased Services

Room rentals, advertising, printing, other

\$125.00

Subtotal

\$743.72

Total

\$9,948.27



New Democratic Party Caucus



Wanda Lee Mercer
Manager, Financial Planning and Reporting
Corporate & Members' Services
House of Assembly
(709) 729-0201

June 6, 2012

Dear Ms. Mercer,

Attached please find the Third Party Caucus Funding Report for the Fiscal Year 2011-2012 as per the House of Assembly Management Commission guidelines.

Mark Sharkey
Office Administrator
Third Party Caucus
709-729-0270

Third Party Caucus
Summary of Expenditures
For the Period April 1, 2011 to March 31, 2012

Caucus Office and Staff		
Transportation and Communications		
Travel, meals and accommodations associated with hearings, caucus, and other meetings		\$ -
Travel, meals and accommodations associated with luncheons such as Board of Trade, Combined Councils of Labrador conference, and similar functions		\$ -
Travel, meals and accommodations associated with training and development		\$ -
Taxis, couriers and other delivery charges		\$ 417.25
Sub-Total		\$ 417.25
Supplies		
Newspapers, other subscriptions, resource materials		\$ 339.00
Gifts for visiting delegations or individuals, to a maximum of \$200 per gift		\$ 282.59
Flowers or similar tokens of respect on behalf of a caucus for funerals or serious illnesses of Members, former Members or political staff		\$ -
Meals and food services for meetings and guests, or for staff outside normal working hours		\$ 3,618.05
Office supplies and operational expenses		\$ 644.85
Sub-Total		\$ 4,884.49
Purchased Services		
Registration or other fees associated with luncheons such as Board of Trade and similar functions		\$ 550.00
Processing fees for Access to Information requests		\$ 30.00
Media transcripts		\$ 1,794.53
Training and development registration fees		\$ -
Standard banking charges		\$ 59.40
Rebate banking charges		\$ (44.55)
Advertising, of a non-partisan nature, on behalf of the caucus		\$ 1,204.55
Sub-Total		\$ 3,593.93

Third Party Caucus
Summary of Expenditures
For the Period April 1, 2011 to March 31, 2012

Members and Constituency Assistants - Caucus Meetings	
Transportation and Communications	
Travel, meals and accommodations	\$ -
Supplies	
Office supplies, food services, water, other	\$ -
Purchased Services	
Room rentals, advertising, printing, other	\$ -
Sub-Total	\$ -
Total	\$ 8,895.67

**House of Assembly Management Commission
Briefing Note**

Title: Budget Transfer Request

Issue: Approval for a Transfer of Funds – Project A

Background:

- At an *in camera* meeting, the Commission discussed a transfer of funds required for Project A, which has not yet been awarded. Disclosure of the particulars related to Project A will be made at the next Commission meeting following the awarding of the contract.
- Savings have been identified within the existing budget to offset the total cost of the project.
- The Transfer of Funds Policy, April 2008 requires House of Assembly Management Commission approval to transfer funds from the Allowances and Assistance Main Object into any other Main Object.

Analysis:

Legal Consultation:

Not applicable

Internal Consultation(s):

Not applicable

External Consultation(s):

Department of Industry, Business and Rural Development

Comparison to Government Policy:

Not applicable

Financial Impact:

Not applicable

Legislative Impact:

Not applicable

Options:

Not applicable

Status:

Not applicable

Action Required:

- The Commission approves the following transfer of funds:

From:

Subdivision 1.1.04.09 Members' Resources – Allowances and Assistance \$145,000


To:

Subdivision 1.1.03.06 Hansard and Broadcast – Purchased Services \$145,000

Drafted by: Wanda Lee Mercer

Approved by: Sandra Barnes

Approved by:



Date: September 10, 2012

**House of Assembly Management Commission
Briefing Note**

Title: Third Party Budget

Issue: Options to Address the Impact of an Error in a Budget Scenario Analysis

Background:

- The Caucus salary allocation has two components:
 - The fixed component covers the salary costs of the Leader, Chair and Whip as well as the automobile allowance and expense allocation for the Leader. In 2012-2013 this is \$61,000. (Refer “A” on the attachment).
 - The block funding component is used to fund caucus staff salaries. The amount is determined by policy but caucus has discretion on how this funding is allocated. In 2012-2013 this amount is \$389,400. (Refer “B” on the attachment.)
 - The total salary allocation for Third Party Caucus salaries in 2012-13 is \$450,400. (Refer “C” on attachment.)
- In February 2012, the Third Party Caucus requested House officials for assistance in preparing several scenario analyses regarding the block funding component of caucus salaries. The Caucus was considering staffing and compensation levels for caucus staff in the 2012-2013 fiscal year.
- In February 2012, House officials provided the Third Party Caucus with a salary projection based on a scenario analysis. (Refer “D” on attachment.) The cost of caucus staff salaries based on this scenario would be \$431,643. (Refer “E” on the attachment.)
- The projection indicated that the Caucus salary allocation in 2012-2013 would have surplus funds of \$18,757 based on the scenario presented and if the Budget was approved. (Refer “F” on the attachment.)
- The spreadsheet erroneously subtracted the total of the caucus salary projections (\$431,643) from the total salary budget (\$450,400). The caucus salary projection (\$431,643) should have been subtracted from the total block funding (\$389,400). The correct projection should have shown a deficit of \$42,243 rather than a surplus of \$18,757.
- This inaccurate information was again provided in May, 2012 with the error being detected in June, 2012. By that time the Caucus had made staffing and salary decisions on the basis of the scenario analysis. Currently, the Third Party Caucus will have a deficit of \$12,096 on its caucus salaries allocation, if no action is taken.

- The current staffing levels can be funded on an annualized basis (\$389,447) from the current block funding allocation of \$389,400. The shortfall currently projected for 2012-13 of \$12,096 is due to the cost of a temporary Legislative Assistant position recruited for the Spring 2012 sitting of the House and laid-off June 29, 2012.
- The following is noted:
 - The error was a subtraction mistake caused as a result of an incorrect spreadsheet formula. All numbers provided with the exception of the calculated surplus were correct. A logic check by reviewers of the spreadsheet should have raised questions as the total of the caucus staff salary projections exceeded the available block funding by more than \$42,000;
 - The error was detected within the first quarter which provides time for remedial action to be taken through savings elsewhere and/or attrition management;
 - Generally when such errors occur they are addressed within the budget or constraints provided. As an example, any overpayment on Members' claims must be repaid. (Rules, section 8(2) *Where through inadvertence or otherwise a claim made by a member is paid from public funds and it is discovered that the claim should not have been paid or honoured because it was in excess of the maximum allowed for that category of expenditure, the member is liable for repayment of that amount to the extent of the excess and shall, upon request by the comptroller general, immediately pay that excess amount to the Consolidated Revenue Fund.*)
 - Caucus allocations are guided by the formulation approved by CM2012-002 (which adopted the 2008 Metrics EFG Report, "Review of Caucus Resources – House of Assembly). Consequently, additional funds cannot be provided unless authorized by a directive of the Management Commission.

Analysis:

Legal Consultation:

Not Applicable

Internal Consultation(s):

Not Applicable

External Consultation(s):

Not Applicable

Comparison to Government Policy:

Not Applicable

Financial Impact:

\$12,096

Legislative Impact:

Not Applicable

Not Applicable

Options:

The options available to address the shortfall of \$12,096 are:

1. Third Party Caucus take necessary staffing actions to live within existing budget;
2. Transfer of funds from other Third Party Caucus funds into the salary allocation; or,
3. Transfer of funds from elsewhere in the Legislature, subject to availability.

Status:


Waiting the direction of the Commission.

Action Required:

The direction of the Commission is requested with respect to the options offered.

Drafted by: S. Barnes, Clerk

Approved by:

A handwritten signature in black ink, appearing to be 'S. Barnes', written over a horizontal line.

Date: August 31, 2012

Attachments:

1. Third Party Caucus Salary Projections for 2012-13

Third Party Caucus Salary Projections for 2012-13

	Salary Budget 2012-13	Total Salary Budget 2012-13	
THIRD PARTY CAUCUS - SALARY FUNDING 2012-13			
Leader of Third Party	\$ 18,918		
Caucus Chairperson	\$ 13,517		
Caucus Whip	\$ 13,517		
Automobile Allowances (Leader)	\$ 8,000		
Automobile Expenses (Leader)	\$ 7,000		
Rounding	\$ 48		
Total		\$ 61,000	A
Summer Student	\$ 4,576		
Base Funding	\$ 121,486		
Variable funding (5 Members)	\$ 109,337		
Support for Leader Core Office staff (excludes Constituency Assistants)	\$ 154,043		
Rounding	\$ (42)		
Total		\$ 389,400	B
TOTAL SALARY BUDGET FOR 2012-13		\$ 450,400	C

Employee Name	Pay Level	Step	Salary Projections 2012-13	Total Salary Projections 2012-13	
BLOCK FUNDING (Base, Variable, Core Support & Students)					
Position # 1	PS09	01	75,537	75,537	D
Position # 2	PS07	01	66,552	66,552	
Position # 3	PS06	05	59,421	59,421	
Position # 4	PS06	05	60,116	60,116	
Position # 5	PS04	01	42,695	42,695	
Position # 6	PS04	01	42,531	42,531	
Position # 7 (Vacant)	PS04	01	42,196	42,196	
Position # 8	PS03	07	42,596	42,596	
TOTAL			\$ 431,643	\$ 431,643	E

Available Salary Funds (Base, Variable and Core Support-including Students) \$ 18,757 **F**