



**House of Assembly
Newfoundland and Labrador**

**Minutes of the House of Assembly
Management Commission**

Date: March 31, 2015

Location: Speaker's Boardroom

Time: 3:20 p.m.

Members Present:

Mr. Wade Verge, MHA, Lewisporte, Speaker

Ms. Sandra Barnes, Clerk of the House of Assembly

Ms. Lorraine Michael, MHA (NDP) Signal Hill - Quidi Vidi

Hon. Keith Hutchings, MHA (PC) Ferryland

Mr. Andrew Parsons, MHA (L) Burgeo-LaPoile

Mr. Dwight Ball, MHA (L) Humber Valley

Mr. Kevin Pollard, MHA (PC) Baie Verte - Springdale

Regrets

Hon. Darin King, Government House Leader

Other

Mr. Glen Littlejohn, MHA (PC), Port de Grave, Deputy Speaker

Ms. Marie Keefe, Policy & Communications Officer

Wanda Lee Mercer, Chief Financial Officer

Jennifer Bragg, Manager, Financial Planning and Reporting

CM 2015-018

Pursuant to subsection 11(2) and section 212 of the *Elections Act, 1991*, the Commission, at an *in camera* session held on March 31, 2015, approved the following remuneration for persons employed at or with respect to elections under that Act.

Position	Remuneration
Returning Officer	\$5,500
Returning Officer Fee (for Special Ballots in the District)	\$1,250
Returning Officer (with Special Ballot Voting in Personal Care Home and/or Hospital)	\$125 per facility
Returning Officer Fee (for work between elections) – pre writ	minimum wage plus \$20 per hour
Election Clerk	\$4,250
Election Clerk (for work between elections)	minimum wage plus \$15 per hour
Supervisor	minimum wage plus \$8 per hour, to maximum of <ul style="list-style-type: none"> - 17 hours for advance poll - 15 hours on election day
Deputy Returning Officer	minimum wage plus \$5.75 per hour, to maximum of <ul style="list-style-type: none"> - 17 hours for advance poll - 15 hours on election day
Extra Deputy Returning Officer at Advance Poll or Regular Poll	minimum wage plus \$5.75 per hour, to maximum of <ul style="list-style-type: none"> - 17 hours for advance poll - 15 hours on election day
Poll Clerk	minimum wage plus \$3.75 per hour, to maximum of <ul style="list-style-type: none"> - 17 hours for advance poll - 15 hours on election day
Training Per Diem for Returning Officer, Election Clerk and Special Ballot Officer (including Returning Officer Debriefing Sessions)	wage rates per hour as listed above (to maximum of 7 hours per day)
Door Guard	minimum wage, (to maximum of 12 hours per day)
Attendance at Recounts Per Day	wage rates per hour as listed above (to maximum of 7 hours per day)
Attendance at Controverter Election Trails (per day)	wage rates per hour as listed above (to maximum of 7 hours per day)
Messenger	minimum wage plus \$3 per hour plus mileage
Telephone Operator (Election Day/Night)	minimum wage plus \$3 per hour
Training for Deputy Returning Officer, Poll Clerks, Supervisors, Door Guards and Messengers	wage rates per hour as listed above (to maximum of 3 hours per day)
Witness at Official Count	minimum wage plus \$3 per hour
Special Ballot Officers (pre/post writ and remote location)	minimum wage plus \$10 per hour

Adjournment: 4:05 p.m.

Wade Verge, MHA
Speaker and Chair

Sandra Barnes
Clerk and Secretary to the Commission



**House of Assembly
Newfoundland and Labrador**

**Minutes of the House of Assembly
Management Commission**

Date: May 26, 2015

Location: House of Assembly Chamber

Time: 6:00 p.m.

Members Present:

Mr. Wade Verge, MHA, Lewisporte, Speaker

Ms. Sandra Barnes, Clerk of the House of Assembly

Ms. Lorraine Michael, MHA (NDP) Signal Hill - Quidi Vidi

Hon. Keith Hutchings, MHA (PC) Ferryland

Hon. Darin King, Government House Leader

Mr. Andrew Parsons, MHA (L) Burgeo-LaPoile

Mr. Kevin Pollard, MHA (PC) Baie Verte - Springdale

Regrets:

Mr. Dwight Ball, MHA (L) Humber Valley

Other

Mr. Glen Littlejohn, MHA (PC), Port de Grave, Deputy Speaker

Ms. Marie Keefe, Policy & Communications Officer

CM 2015-025

The Minutes of the House of Assembly Management Commission meeting held on May 13, 2015 were approved as read.

CM 2015-026

Pursuant to Section 64 of the *House of Assembly Accountability, Integrity and Administration Act*, the Commission approved in principle the following amendments to the *Members' Resources and Allowances Rules*, subject to determination of the allocations upon issuance of the final electoral boundaries report and final wording by

the Office of the Legislative Counsel and approval of the House of Assembly:

1(1) Paragraph 2(d) of the *Members' Resources and Allowances Rules* is repealed and the following is substituted:

(d) "capital region" means

- (i) Cape St. Francis
- (ii) Conception Bay South
- (iii) Ferryland (North of Witless Bay Line)
- (iv) Mount Pearl-Southlands
- (v) Mount Pearl North
- (vi) Mount Scio
- (vii) Pippy Park
- (viii) Portugal Cove-Bell Island
- (ix) St. John's Centre
- (x) St. John's East-Quidi Vidi
- (xi) St. John's West
- (xii) Topsail-Paradise
- (xiii) Virginia Waters-Pleasantville, and
- (xiv) Waterford Valley

(2) Subsection 33.1(3) of the Rules is repealed and the following is substituted:

(3) This section shall apply only to members who represent the districts of

- (a) Ferryland (South of Witless Bay Line)
- (b) Harbour Grace-Port de Grave
- (c) Harbour Main
- (d) Placentia-St. Mary's
- (e) Placentia West-Bellevue; and
- (f) Trinity-Carbonear

(3) Subsection 37.1(2) of the Rules is repealed and the following is substituted:

(2) The districts to which subsection (1) applies are:

- (a) BaieVerte-Green Bay
- (b) Burgeo-La Poile
- (c) Burin-Grand Bank
- (d) Cartwright-L'Anse au Clair
- (e) Corner Brook
- (f) Exploits
- (g) Fogo-Cape Freels
- (h) Fortune Bay-Cape La Hune
- (i) Grand-FallsWindsor
- (j) Gros Morne
- (k) Humber North
- (l) Humber South-St. George's

- (m) Labrador West
- (n) Lake Melville
- (o) Lewisporte-Twillingate
- (p) St. Barbe-White Bay
- (q) Stephenville-Port au Port; and
- (r) Torngat Mountains

(4) Schedule A of the Rules is repealed and the following is substituted:

Schedule A
House Operations
Estimates of Intra-constituency Costs

District No.	Electoral District	Total
1	Baie Verte-Green Bay	\$12,600
2	Bonavista	11,100
3	Burgeo-La Poile	12,000
4	Burin-Grand Bank	12,000
5	Cape St. Francis	7,200
6	Cartwright-L'Anse au Clair	25,600
7	Conception Bay South	6,100
8	Corner Brook	6,000
9	Exploits	11,500
10	Ferryland	10,100
11	Fogo-Cape Freels	12,600
12	Fortune Bay-Cape La Hune	16,300
13	Gander	7,700
14	Grand Falls-Windsor	6,000
15	Gros Morne	12,600
16	Harbour Grace-Port de Grave	7,700
17	Harbour Main	7,600
18	Humber North	9,600
19	Humber South-St. George's	7,700
20	Labrador West	6,600
21	Lake Melville	8,000
22	Lewisporte-Twillingate	9,200
23	Mount Pearl North	6,000
24	Mount Pearl – Southlands	6,000
25	Mount Scio	6,000
26	Pippy Park	6,000
27	Placentia-St. Mary's	12,200
28	Placentia West-Bellevue	13,800
29	Portugal Cove-Bell Island	7,700
30	St. Barbe-White Bay	11,800
31	St. John's Centre	6,000
32	St. John's East-Quidi Vidi	6,000
33	St. John's West	6,000
34	Stephenville-Port au Port	6,800
35	Terra Nova	13,400

36	Topsail-Paradise	6,000
37	Tornгат Mountains	20,700
38	Trinity-Carbonear	8,600
39	Virginia Waters-Pleasantville	6,000
40	Waterford Valley	6,000
	Total	\$380,800

2. Section 1 shall come into force the day immediately following the general election which occurs immediately after the coming into force of this Act.

CM 2015-027

The Commission approved the following amendment to the *House of Assembly Accountability, Integrity and Administration Act*, subject to final wording by the Office of the Legislative Counsel and approval of the House of Assembly:

3. Subsection 16(1.1) of the *House of Assembly Accountability, Integrity and Administration Act* is repealed and the following is substituted:

(1.1) The members' compensation review committee first appointed under subsection (1) during the Forty-Eighth General Assembly shall be appointed not more than 6 months after the election of members to that General Assembly.

Adjournment: 6:24 p.m.

Wade Verge, MHA
Speaker and Chair

Sandra Barnes
Clerk and Secretary to the Commission



**House of Assembly
Newfoundland and Labrador**

**Minutes of the House of Assembly
Management Commission**

Date: June 8, 2015

Location: House of Assembly Chamber

Time: 5:00 p.m.

Members Present:

Mr. Wade Verge, MHA, Lewisporte, Speaker

Ms. Sandra Barnes, Clerk of the House of Assembly

Ms. Lorraine Michael, MHA (NDP) Signal Hill - Quidi Vidi

Hon. Keith Hutchings, MHA (PC) Ferryland

Mr. Andrew Parsons, MHA (L) Burgeo-LaPoile

Regrets:

Hon. Darin King, Government House Leader

Mr. Kevin Pollard, MHA (PC) Baie Verte - Springdale

Other

Mr. Glen Littlejohn, MHA (PC), Port de Grave, Deputy Speaker

Ms. Marie Keefe, Policy & Communications Officer

CM 2015-028

Pursuant to Section 64 of the *House of Assembly Accountability, Integrity and Administration Act*, the Commission approved the following amendments to the *Members' Resources and Allowances Rules*, subject to final wording by the Office of the Legislative Counsel and approval of the House of Assembly.

1(1) Paragraph 2(d) of the *Members' Resources and Allowances Rules* is repealed and the following is substituted:

(d) "capital region" means the area encompassing the following electoral districts as described and delineated in the House of Assembly Act as follows:

- (i) Cape St. Francis
- (ii) Conception Bay South
- (iii) Ferryland (North of Witless Bay Line)
- (iv) Mount Pearl-Southlands
- (v) Mount Pearl North
- (vi) Mount Scio
- (vii) Portugal Cove-Bell Island
- (viii) St. John's Centre
- (ix) St. John's East-Quidi Vidi
- (x) St. John's West
- (xi) Topsail-Paradise
- (xii) Virginia Waters-Pleasantville
- (xiii) Waterford Valley; and
- (xiv) Windsor Lake

(2) Subsection 33.1(3) of the Rules is repealed and the following is substituted:

(3) This section shall apply only to members who represent the districts of

- (a) Ferryland (South of Witless Bay Line)
- (b) Harbour Grace-Port de Grave
- (c) Harbour Main
- (d) Placentia-St. Mary's
- (e) Placentia West-Bellevue; and
- (f) Trinity-Bay de Verde

(3) Subsection 37.1(2) of the Rules is repealed and the following is substituted:

(2) The districts to which subsection (1) applies are:

- (a) BaieVerte-Green Bay
- (b) Burgeo-La Poile
- (c) Burin-Grand Bank
- (d) Cartwright-L'Anse au Clair
- (e) Corner Brook
- (f) Exploits
- (g) Fogo Island-Cape Freels
- (h) Fortune Bay-Cape La Hune
- (i) Grand Falls-Windsor-Buchans
- (j) Gros Morne
- (k) Humber- Bay of Islands
- (l) Labrador West
- (m) Lake Melville
- (n) Lewisporte-Twillingate
- (o) St. Barbe-L'Anse aux Meadows
- (p) St. George's-Grand Lake
- (q) Stephenville-Port au Port; and
- (r) Torngat Mountains

(4) Schedule A of the Rules is repealed and the following is substituted:

Schedule A
House Operations
Estimates of Intra-constituency Costs

District No.	Electoral District	Total
1	Baie Verte-Green Bay	\$12,600
2	Bonavista	11,200
3	Burgeo-La Poile	11,300
4	Burin-Grand Bank	12,700
5	Cape St. Francis	7,200
6	Cartwright-L'Anse au Clair	25,600
7	Conception Bay South	6,100
8	Corner Brook	6,000
9	Exploits	10,800
10	Ferryland	10,100
11	Fogo Island-Cape Freels	12,700
12	Fortune Bay-Cape La Hune	16,300
13	Gander	7,700
14	Grand Falls-Windsor-Buchans	9,100
15	Gros Morne	12,600
16	Harbour Grace-Port de Grave	7,700
17	Harbour Main	7,600
18	Humber-Bay of Islands	12,500
19	Labrador West	6,600
20	Lake Melville	8,000
21	Lewisporte-Twillingate	9,200
22	Mount Pearl North	6,000
23	Mount Pearl – Southlands	6,000
24	Mount Scio	6,000
25	Placentia-St. Mary's	11,500
26	Placentia West-Bellevue	13,800
27	Portugal Cove-Bell Island	7,700
28	St. Barbe-L'Anse aux Meadows	12,200
29	St. George's-Grand Lake	8,400
30	St. John's Centre	6,000
31	St. John's East-QuidiVidi	6,000
32	St. John's West	6,000
33	Stephenville-Port au Port	6,800
34	Terra Nova	12,700
35	Topsail-Paradise	6,000
36	Tornat Mountains	20,700
37	Trinity-Bay de Verde	8,600
38	Virginia Waters-Pleasantville	6,000
39	Waterford Valley	6,000

40

Windsor Lake

6,000

Total

\$386,000

2. Section 1 shall come into force the day immediately following the general election which occurs immediately after the coming into force of this Act.

CM 2015-029

The Commission waived the two day waiting period for decision confirmation to assist in having the proposed amendments prepared for the current sitting of the House.

Adjournment: 5:25 p.m.

Wade Verge, MHA
Speaker and Chair

Sandra Barnes
Clerk and Secretary to the Commission



**House of Assembly
Newfoundland and Labrador**

To: House of Assembly Management Commission
From: Speaker of the House of Assembly
Date: September 16, 2015
Subject: Speaker's Report - Travel Under Special Circumstances

Section 43 of the *Members' Resources and Allowances Rules* provides that the Member may claim for additional travel expenses when the Member is traveling and unable to return to his/her residence when scheduled to do so and would not otherwise be entitled to claim reimbursement for such expenses. Under this section of the Rules, a Member must make application the Speaker or Clerk before incurring such expenses, if practical. Otherwise, the Member must notify the Speaker at the earliest reasonable opportunity after incurring the expenses. The Speaker must report, in writing, to the Commission any authorizations made under Section 43.

Report on Section 43 – Period Ending: September 16, 2015

DISTRICT	MEMBER	TYPE OF EXPENDITURE	COSTS	DETAILS
Labrador West	Mr. Nick McGrath	Travel, accommodations & meals	\$196.02	Member required extra travel time when returning to his district by vehicle when the House adjourned.



**House of Assembly
Newfoundland & Labrador**

To: House of Assembly Management Commission
From: Speaker of the House of Assembly
Date: September 16, 2015
Subject: Rulings on Allowance Use

The process for rulings on allowance use is outlined in Section 24 of the *House of Assembly Accountability, Integrity and Administration Act* (the Act). The Act gives authority for the Speaker to make rulings when expenditures of Members have been rejected for payment, provided that the ruling is distributed to and receives concurrence of the Management Commission.

The report below provides the details with respect to all such rulings for the period ended: **September 16, 2015**. These expenditures were rejected for payment because they were not submitted within 60-days of being made; however they are permitted and are in compliance with all other provisions of the *Members' Resources and Allowances Rules* (the Rules).

DISTRICT	MEMBER	AMOUNT	DETAILS
Mount Pearl South	Mr. Paul Lane	\$200.00	Expenses were submitted past the 60-day deadline, but are in compliance with all other provisions of the Rules.

**House of Assembly Management Commission
Briefing Note**

Title: Financial Reports - April 1, 2014 to March 31, 2015

Issue: Review of:

- 1. Financial Performance of the Legislature; and**
- 2. Approved Allocations and Actual Expenditures of Members of the House of Assembly.**

Background:

- Paragraph 20(5)(a) of the *House of Assembly Accountability, Integrity and Administration Act* (the Act) states that the House of Assembly Management Commission shall “regularly, and at least quarterly, review the financial performance of the House of Assembly as well as the actual expenditures of members compared with approved allocations.”
- The details of the financial performance of the Legislature (excluding the Office of the Auditor General) are included in the attached Statement of Revenue and Expenditure for the twelve-month period ended March 31, 2015. The reports show the actual expenditures and revenues for the fiscal year. All known savings or overruns over budgeted amounts are identified in the report and explanations are provided for significant amounts.
- The details of the financial performance of the Office of the Auditor General are shown on a separate Statement of Revenue and Expenditure for the Twelve-month period ended March 31, 2015. The reports show the actual expenditures and revenues for the fiscal year. All known savings or overruns over budgeted amounts are identified in the report and explanations are provided for any significant amounts.
- The actual expenditures compared with the approved allocations for each Member are included in the Members’ Expenditures Summarized by Category reports for the period April 1, 2014 to March 31, 2015. The Reports include the expenditures for the entire fiscal year in the columns entitled “Expenditures Processed 01-Apr-14 to 31-Mar-15 (Net of HST)” and “Expenditures Year to Date 01-Apr-14 to 31-Mar-15 (Net of HST)”.

Analysis:

Legal Consultation:
Not applicable

Internal Consultation(s):

Not applicable

External Consultation(s):

Not applicable

Comparison to Government Policy:

Not applicable

Financial Impact:

Not applicable

Legislative Impact:

Not applicable

Options:

Not applicable

Status:

Not applicable

Action Required:

- For review purposes

Prepared by: Jennifer Bragg

Approved by: Sandra Barnes

Date: June 25, 2015

Attachments:

1. Statement of Revenue and Expenditure – Legislature (excluding the Office of the Auditor General)
2. Statement of Revenue and Expenditure – Office of the Auditor General
3. Member Accountability and Disclosure Reports



LEGISLATURE (excluding The Office of the Auditor General)
STATEMENT OF REVENUE AND EXPENDITURE
For the Period 1 April 2014 to 31 March 31 2015
Unaudited

	Original Estimates	Operating Budget	Actual Expenditures & Revenue	Savings (Over- runs) from Original Budget		Savings (Over- runs) from Operating Budget
1.1.01. ADMINISTRATIVE SUPPORT						
01. Salaries	1,860,400	1,715,300	1,705,520	154,880	1	9,780
Operating Accounts:						
<i>Employee Benefits</i>	4,500	4,700	4,634	(134)		66
<i>Transportation and Communications</i>	65,000	56,400	37,762	27,238	2	18,638
<i>Supplies</i>	46,200	46,200	26,284	19,916	3	19,916
<i>Professional Services</i>	89,100	89,100	66,286	22,814	4	22,814
<i>Purchased Services</i>	72,000	71,800	26,464	45,536	5	45,336
<i>Property, Furnishings and Equipment</i>	122,500	98,900	97,720	24,780	6	1,180
02. Operating Accounts	399,300	367,100	259,151	140,149		107,949
	2,259,700	2,082,400	1,964,671	295,029		117,729
02. Revenue - Provincial	-	-	(434)	434		434
Total: Administrative Support	2,259,700	2,082,400	1,964,237	295,463		118,163

1. Savings due to temporary vacancies, partially offset by temporary hirings on a lower scale and severance payment.
2. Savings as travel to conferences were less than anticipated.
3. Savings as expenditures for software and office supplies were less than anticipated.
4. Savings as legal and consulting fees were less than anticipated.
5. Savings as expenditures for metering, training and other services were less than anticipated.
6. Savings as expenditures for office equipment is budgeted for the House of Assembly Service, Caucus and Statutory Offices in this activity. Funds transferred when required. Expenditures were less than anticipated.



LEGISLATURE (excluding The Office of the Auditor General)
STATEMENT OF REVENUE AND EXPENDITURE
For the Period 1 April 2014 to 31 March 2015
Unaudited

	Original Estimates	Operating Budget	Actual Expenditures & Revenue	Savings (Over- runs) from Original Budget	Savings (Over- runs) from Operating Budget
1.1.02. LEGISLATIVE LIBRARY AND RECORDS MANAGEMENT					
01. Salaries	631,000	624,200	623,736	7,264	464
Operating Accounts:					
<i>Employee Benefits</i>	900	1,200	1,153	(253)	47
<i>Transportation and Communications</i>	10,200	9,700	6,509	3,691	3,191
<i>Supplies</i>	47,000	47,000	45,921	1,079	1,079
<i>Purchased Services</i>	8,500	8,700	8,688	(188)	12
02. Operating Accounts	66,600	66,600	62,271	4,329	4,329
Total: Legislative Library and Records Management	697,600	690,800	686,007	11,593	4,793

1. Savings due to temporary vacancies.

2. Savings as travel to conferences/training were less than anticipated



LEGISLATURE (excluding The Office of the Auditor General)
STATEMENT OF REVENUE AND EXPENDITURE
For the Period 1 April 2014 to 31 March 31 2015
Unaudited

	Original Estimates	Operating Budget	Actual Expenditures & Revenue	Savings (Over- runs) from Original Budget		Savings (Over- runs) from Operating Budget
1.1.03. HANSARD AND THE BROADCAST CENTRE						
01. Salaries	642,700	702,300	701,199	(58,499)	1	1,101
Operating Accounts:						
<i>Employee Benefits</i>	600	600	250	350		350
<i>Transportation and Communications</i>	6,100	6,100	2,944	3,156	2	3,156
<i>Supplies</i>	7,900	7,900	6,200	1,700		1,700
<i>Purchased Services</i>	279,900	279,900	204,512	75,388	3	75,388
<i>Property, Furnishings and Equipment</i>	10,000	33,600	33,537	(23,537)	4	63
02. Operating Accounts	304,500	328,100	247,443	57,057		80,657
Total: Hansard and the Broadcast Centre	947,200	1,030,400	948,642	(1,442)		81,758

1. Overrun due to unbudgeted costs of severance payment, paid leave and overtime costs as well as temporary hirings.
2. Savings as travel expenditures were less than anticipated.
3. Savings as equipment maintenance, satellite charges, and other Purchased Services were less than anticipated.
4. Overrun due to the replacement of some of the microphones for the Chamber.



LEGISLATURE (excluding The Office of the Auditor General)
STATEMENT OF REVENUE AND EXPENDITURE
For the Period 1 April 2014 to 31 March 31 2015
Unaudited

	Original Estimates	Operating Budget	Actual Expenditures & Revenue	Savings (Over- runs) from Original Budget		Savings (Over- runs) from Operating Budget
1.1.04. MEMBERS' RESOURCES						
01. Salaries	6,598,100	6,486,800	6,473,028	125,072	1	13,772
Operating Accounts:						
<i>Transportation and Communications</i>	5,200	5,200	2,597	2,603	2	2,603
<i>Purchased Services</i>	10,000	7,600	3,692	6,308	3	3,908
02. Operating Accounts	15,200	12,800	6,289	8,911		6,511
09. Allowances and Assistance	2,365,600	2,365,600	1,930,068	435,532	4	435,532
10. Grants and Subsidies	1,400	-	-	1,400	5	-
	8,980,300	8,865,200	8,409,385	570,915		455,815
02. Revenue - Provincial	-	-	(70,422)	70,422	6	70,422
Total: Members' Resources	8,980,300	8,865,200	8,338,964	641,336		526,236

1. Savings as expenditures for Secretarial Pool, Constituency Assistants and Replacement Constituency Assistants were less than anticipated, vacant seats and funds were approved in the Members' Resources activity to provide salary funding for vacant seat in the District of Virginia Waters; partially offset by unbudgeted costs of severance and paid leave costs.

2. Savings as travel costs for centralized training were less than anticipated.

3. Savings as moving, storage costs and other services were less than anticipated.

4. Savings as Member's allowances were less than budgeted as Members did not avail of maximum allowable funds.

5. Savings as funds were approved in the Members' Resources activity to provide operational funding due to vacant seat in the District of Virginia Waters.

6. Revenues mainly related to repayment of excess constituency allowance.



LEGISLATURE (excluding The Office of the Auditor General)
STATEMENT OF REVENUE AND EXPENDITURE
For the Period 1 April 2014 to 31 March 31 2015
Unaudited

	Original Estimates	Operating Budget	Actual Expenditures & Revenue	Savings (Over- runs) from Original Budget		Savings (Over- runs) from Operating Budget
1.1.05. HOUSE OPERATIONS						
01. Salaries	272,900	309,600	307,929	(35,029)	1	1,671
Operating Accounts:						
<i>Employee Benefits</i>	9,900	9,900	3,450	6,450	2	6,450
<i>Transportation and Communications</i>	145,700	145,700	58,641	87,059	3	87,059
<i>Supplies</i>	23,500	23,500	16,115	7,385	4	7,385
<i>Professional Services</i>	3,900	3,900	1,080	2,820	5	2,820
<i>Purchased Services</i>	143,300	143,300	98,814	44,486	6	44,486
<i>Property, Furnishings and Equipment</i>	1,700	1,700	540	1,160		1,160
02. Operating Accounts	328,000	328,000	178,639	149,361		149,361
10. Grants and Subsidies	13,400	13,400	13,356	44		44
	614,300	651,000	499,924	114,376		151,076
02. Revenue - Provincial	(71,800)	(71,800)	(47,732)	(24,068)	7	(24,068)
Total: House Operations	542,500	579,200	452,191	90,309		127,009

1. Overrun due to costs associated with Speaker's Outreach Program.

2. Savings as conference registration fees were less than anticipated.

3. Savings as travel to conferences were less than anticipated.

4. Savings as expenditures for office supplies were less than anticipated.

5. Savings as per diems to Audit Committee members were less than anticipated.

6. Savings as memberships, training and development and costs of hosting the Conference of the Canadian Council of Public Accounts Committees (CCPAC) and Canadian Council of Legislative Auditors (CCOLA) conference were less than anticipated.

7. Revenues related to Conference Registration for the Canadian Council of Public Accounts Committees (CCPAC) and the Canadian Council of Legislative Auditors (CCOLA) Conference. Less than anticipated delegates attended the conference.



LEGISLATURE (excluding The Office of the Auditor General)
STATEMENT OF REVENUE AND EXPENDITURE
For the Period 1 April 2014 to 31 March 31 2015
Unaudited

	Original Estimates	Operating Budget	Actual Expenditures & Revenue	Savings (Over- runs) from Original Budget		Savings (Over- runs) from Operating Budget
1.1.06. GOVERNMENT MEMBERS CAUCUS						
01. Salaries	600,100	838,300	830,359	(230,259)	1	7,941
Operating Accounts:						
<i>Employee Benefits</i>	1,800	1,800	-	1,800		1,800
<i>Transportation and Communications</i>	24,900	23,800	18,372	6,528	2	5,428
<i>Supplies</i>	12,700	12,700	8,333	4,367	3	4,367
<i>Purchased Services</i>	10,500	11,600	7,784	2,716	4	3,816
<i>Property, Furnishings and Equipment</i>	3,500	3,500	3,308	192		192
02. Operating Accounts	53,400	53,400	37,797	15,603		15,603
10. Grants and Subsidies	43,400	43,400	43,377	23		23
Total: Government Members Caucus	696,900	935,100	911,533	(214,633)		23,567

1. Overrun due to unbudgeted costs of severance payments and paid leave costs.
2. Savings as travel expenditures were less than anticipated.
3. Savings as expenditures for office supplies were less than anticipated.
4. Savings as costs for metering and advertising were less than anticipated.



LEGISLATURE (excluding The Office of the Auditor General)
STATEMENT OF REVENUE AND EXPENDITURE
For the Period 1 April 2014 to 31 March 31 2015
Unaudited

	Original Estimates	Operating Budget	Actual Expenditures & Revenue	Savings (Over- runs) from Original Budget		Savings (Over- runs) from Operating Budget
1.1.07. OFFICIAL OPPOSITION CAUCUS						
01. Salaries	1,045,900	1,105,700	1,063,740	(17,840)	1	41,960
Operating Accounts:						
<i>Employee Benefits</i>	2,000	2,000	1,781	219		219
<i>Transportation and Communications</i>	71,500	59,600	57,163	14,337	2	2,437
<i>Supplies</i>	16,800	16,800	16,107	693		693
<i>Purchased Services</i>	16,900	31,700	31,679	(14,779)	3	21
<i>Property, Furnishings and Equipment</i>	3,800	900	710	3,090	4	190
02. Operating Accounts	111,000	111,000	107,440	3,560		3,560
10. Grants and Subsidies	15,000	18,800	18,548	(3,548)	5	252
Total: Official Opposition Caucus	1,171,900	1,235,500	1,189,728	(17,828)		45,772

1. Overrun as variable funding was increased due to an increase of five Members to the Official Opposition Caucus.
2. Savings as travel expenditures were less than anticipated.
3. Overrun as costs for metering and advertising were higher than anticipated.
4. Savings as expenditures for blackberries and other equipment were less than anticipated.
5. Overrun as operational grant funding was increased due to an increase of five Members in the Official Opposition Caucus.



LEGISLATURE (excluding The Office of the Auditor General)
STATEMENT OF REVENUE AND EXPENDITURE
For the Period 1 April 2014 to 31 March 31 2015
Unaudited

	Original Estimates	Operating Budget	Actual Expenditures & Revenue	Savings (Over- runs) from Original Budget		Savings (Over- runs) from Operating Budget
1.1.08. THIRD PARTY CAUCUS						
01. Salaries	413,500	426,000	425,243	(11,743)	1	757
Operating Accounts:						
<i>Employee Benefits</i>	1,400	1,400	-	1,400		1,400
<i>Transportation and Communications</i>	25,900	25,900	22,006	3,894	2	3,894
<i>Supplies</i>	11,800	11,800	6,244	5,556	3	5,556
<i>Purchased Services</i>	10,000	10,000	8,479	1,521		1,521
<i>Property, Furnishings and Equipment</i>	2,500	2,500	295	2,205	4	2,205
02. Operating Accounts	51,600	51,600	37,023	14,577		14,577
10. Grants and Subsidies	10,900	10,900	10,844	56		56
Total: Third Party Caucus	476,000	488,500	473,110	2,890		15,390
<p>1. Overrun due to unbudgeted costs of severance payment and paid leave costs. 2. Savings as travel expenditures were less than anticipated. 3. Savings as expenditures for office supplies were less than anticipated. 4. Savings as expenditures for blackberries and other equipment were less than anticipated.</p>						
TOTAL HOUSE OF ASSEMBLY	15,772,100	15,907,100	14,964,411	807,689		942,689



LEGISLATURE (excluding The Office of the Auditor General)
STATEMENT OF REVENUE AND EXPENDITURE
For the Period 1 April 2014 to 31 March 31 2015
Unaudited

	Original Estimates	Operating Budget	Actual Expenditures & Revenue	Savings (Over- runs) from Original Budget		Savings (Over- runs) from Operating Budget
3.1.01. OFFICE OF THE CHIEF ELECTORAL OFFICER						
01. Salaries	1,219,000	1,390,700	1,387,232	(168,232)	1	3,468
Operating Accounts:						
<i>Employee Benefits</i>	4,500	4,500	3,140	1,360		1,360
<i>Transportation and Communications</i>	257,200	195,700	185,244	71,956	2	10,456
<i>Supplies</i>	65,800	55,800	48,928	16,872	3	6,872
<i>Professional Services</i>	63,000	42,100	27,098	35,903	4	15,003
<i>Purchased Services</i>	264,400	340,500	339,377	(74,977)	5	1,123
<i>Property, Furnishings and Equipment</i>	117,200	106,300	106,299	10,901	6	1
02. Operating Accounts	772,100	744,900	710,085	62,015		34,815
10. Grants and Subsidies	70,600	106,400	106,380	(35,780)	7	20
	2,061,700	2,242,000	2,203,696	(141,996)		38,304
02. Revenue - Provincial	-	-	(381)	381		381
Total: Office of the Chief Electoral Officer	2,061,700	2,242,000	2,203,315	(141,615)		38,685

1. Overrun due to unbudgeted By-Elections.
2. Savings as travel expenditures were less than anticipated.
3. Savings as expenditures for office supplies for the General Election 2015 were less than anticipated.
4. Savings as expenditures for legal and consulting services were less than anticipated.
5. Overrun due to unbudgeted By-Elections.
6. Savings as expenditures for office furniture and equipment were less than anticipated.
7. Overrun due to unbudgeted By-Elections.



LEGISLATURE (excluding The Office of the Auditor General)
STATEMENT OF REVENUE AND EXPENDITURE
For the Period 1 April 2014 to 31 March 31 2015
Unaudited

	Original Estimates	Operating Budget	Actual Expenditures & Revenue	Savings (Over- runs) from Original Budget		Savings (Over- runs) from Operating Budget
4.1.01. OFFICE OF THE CITIZENS' REPRESENTATIVE						
01. Salaries	640,600	655,600	646,500	(5,900)	1	9,100
Operating Accounts:						
<i>Employee Benefits</i>	8,000	8,000	7,141	859		859
<i>Transportation and Communications</i>	46,600	46,600	26,515	20,085	2	20,085
<i>Supplies</i>	10,000	10,000	3,180	6,820	3	6,820
<i>Professional Services</i>	22,600	7,600	4,860	17,740	4	2,740
<i>Purchased Services</i>	94,400	94,400	64,030	30,370	5	30,370
<i>Property, Furnishings and Equipment</i>	5,000	5,000	2,925	2,075	6	2,075
02. Operating Accounts	186,600	171,600	108,650	77,950		62,950
Total: Office of the Citizens' Representative	827,200	827,200	755,149	72,051		72,051

1. Overrun due to temporary hirings, partially offset by delayed hirings.
2. Savings as travel expenditures were less than anticipated.
3. Savings as expenditures for office supplies were less than anticipated.
4. Savings as legal fees were less than anticipated.
5. Savings as training, advertising and other services were less than anticipated.
6. Savings as expenditures for office furniture and other equipment were less than anticipated.



LEGISLATURE (excluding The Office of the Auditor General)
STATEMENT OF REVENUE AND EXPENDITURE
For the Period 1 April 2014 to 31 March 31 2015
Unaudited

	Original Estimates	Operating Budget	Actual Expenditures & Revenue	Savings (Over- runs) from Original Budget		Savings (Over- runs) from Operating Budget
5.1.01. OFFICE OF THE CHILD AND YOUTH ADVOCATE						
01. Salaries	1,027,400	1,030,900	1,030,594	(3,194)	1	306
Operating Accounts:						
<i>Employee Benefits</i>	3,500	3,500	2,875	625		625
<i>Transportation and Communications</i>	65,400	60,700	33,762	31,638	2	26,938
<i>Supplies</i>	6,000	6,000	5,658	342		342
<i>Professional Services</i>	25,000	25,000	9,936	15,064	3	15,064
<i>Purchased Services</i>	165,900	165,900	163,280	2,620	4	2,620
<i>Property, Furnishings and Equipment</i>	4,000	8,700	8,686	(4,686)	5	14
02. Operating Accounts	269,800	269,800	224,196	45,604		45,604
Total: Office of the Child and Youth Advocate	1,297,200	1,300,700	1,254,790	42,410		45,910

1. Overrun due to severance payment, partially offset by temporary vacancies and temporary hirings on a lower scale.
2. Savings as travel to advocacy clinics and conferences were less than anticipated.
3. Savings as legal and consulting services costs were less than anticipated.
4. Savings as training, advertising and other services were less than anticipated.
5. Overrun as expenditures for office furniture were higher than anticipated.



LEGISLATURE (excluding The Office of the Auditor General)
STATEMENT OF REVENUE AND EXPENDITURE
For the Period 1 April 2014 to 31 March 31 2015
Unaudited

	Original Estimates	Operating Budget	Actual Expenditures & Revenue	Savings (Over- runs) from Original Budget		Savings (Over- runs) from Operating Budget
6.1.01. OFFICE OF THE INFORMATION AND PRIVACY COMMISSIONER						
01. Salaries	938,200	918,700	910,450	27,750	1	8,250
Operating Accounts:						
<i>Employee Benefits</i>	4,500	4,500	4,435	65		65
<i>Transportation and Communications</i>	32,600	32,600	28,071	4,529	2	4,529
<i>Supplies</i>	10,300	10,300	9,757	543		543
<i>Professional Services</i>	40,000	63,000	62,967	(22,967)	3	33
<i>Purchased Services</i>	151,500	117,100	101,322	50,178	4	15,778
<i>Property, Furnishings and Equipment</i>	1,000	12,400	12,398	(11,398)	5	2
02. Operating Accounts	239,900	239,900	218,950	20,950		20,950
02. Revenue - Provincial	-	-	(37)	37		37
Total: Office of the Information and Commissioner	1,178,100	1,158,600	1,129,363	48,737		29,237

1. Savings due to temporary vacancy, partially offset by temporary hiring.
2. Savings as travel to conferences were less than anticipated.
3. Overrun as legal fees for ongoing court cases were higher than anticipated.
4. Savings as lease expenditures were less than anticipated.
5. Overrun as expenditures for office furniture and equipment were higher than anticipated.

TOTAL LEGISLATURE (Excluding the Office of



LEGISLATURE (excluding The Office of the Auditor General)
STATEMENT OF REVENUE AND EXPENDITURE
For the Period 1 April 2014 to 31 March 31 2015
Unaudited

the Auditor General)

<u>21,136,300</u>	<u>21,435,600</u>	<u>20,307,029</u>	<u>829,271</u>	<u>1,128,571</u>
-------------------	-------------------	-------------------	----------------	------------------



OFFICE OF THE AUDITOR GENERAL
STATEMENT OF REVENUE AND EXPENDITURE
For the Period 1 April 2014 to 31 March 2015
Unaudited

	Original Estimates	Operating Budget	Actual Expenditures and Revenue	Savings (Over- runs) from Original Budget	Savings (Over- runs) from Operating Budget
2.1.01. EXECUTIVE SUPPORT					
01. Salaries	226,500	226,500	224,976	1,524	1,524
01. Salaries (Statutory)	173,100	173,100	172,185	915	915
02. Employee Benefits	5,000	5,000	10,500	(5,500) ¹	(5,500)
03. Transportation and Communications	20,200	20,200	10,747	9,453 ²	9,453
05. Professional Services	5,000	5,000	-	5,000 ³	5,000
06. Purchased Services	6,000	6,000	3,585	2,415	2,415
Total: Executive Support	435,800	435,800	421,993	13,807	13,807

¹ Additional conferences for AG re CCAF and ECCOLA training, offset by savings within this activity

² Travel by AG, DAG were less than anticipated



OFFICE OF THE AUDITOR GENERAL
STATEMENT OF REVENUE AND EXPENDITURE
For the Period 1 April 2014 to 31 March 2015
Unaudited

	Original Estimates	Operating Budget	Actual Expenditures and Revenue	Savings (Over- runs) from Original Budget	Savings (Over- runs) from Operating Budget
2.1.02. ADMINISTRATIVE SUPPORT					
01. Salaries	209,500	209,500	208,973	527	527
02. Employee Benefits	8,500	8,500	7,812	688	688
03. Transportation and Communications	40,500	35,500	31,179	9,321 ¹	4,321
04. Supplies	99,400	99,400	70,491	28,909 ²	28,909
05. Professional Services	6,000	6,000	-	6,000 ³	6,000
06. Purchased Services	251,800	251,800	287,896	(36,096) ⁴	(36,096)
07. Property, Furnishings and Equipment	31,100	31,100	11,833	19,267	19,267
Total: Administrative Support	646,800	641,800	618,184	28,616	23,616



OFFICE OF THE AUDITOR GENERAL
STATEMENT OF REVENUE AND EXPENDITURE
For the Period 1 April 2014 to 31 March 2015
Unaudited

	Original Estimates	Operating Budget	Actual Expenditures and Revenue	Savings (Over- runs) from Original Budget		Savings (Over- runs) from Operating Budget
2.1.03. AUDIT OPERATIONS						
01. Salaries	2,277,100	2,182,100	2,148,624	128,476	1	33,476
02. Employee Benefits	81,300	81,300	58,616	22,684	2	22,684
03. Transportation and Communications	73,500	93,500	51,633	21,867	3	41,867
05. Professional Services	100,000	180,000	233,419	(133,419)	4	(53,419)
	2,531,900	2,536,900	2,492,292	39,608		44,608
02. Revenue - Provincial	(262,700)	(262,700)	(349,655)	86,955	5	86,955
Total: Audit Operations	2,269,200	2,274,200	2,142,637	126,563		131,563
<p>1 Vacancies, staff turnover 2 Student training, tuition reimbursement were less than anticipated 3 Student travel, audit staff travel were less than anticipated 4 Additional costs associated with special review HVP, contracted audit services 5 Additional revenues from payments received for prior year billings</p>						
Total: OFFICE OF THE AUDITOR GENERAL	3,351,800	3,351,800	3,182,814	168,986		168,986



House of Assembly
Newfoundland and Labrador
Member Accountability and Disclosure Report
Expenditures Summarized by Category
01-Apr-14 to 31-Mar-15

BALL, DWIGHT, MHA

Allowance Category	Expenditure Limit for Fiscal Year 2014/15 (Net of HST)	Expenditures Processed 01-Apr-14 to 31-Mar-15 (Net of HST)	Expenditures Year to Date 01-Apr-14 to 31-Mar-15 (Net of HST)	Funds Available (Net of HST)	Percent Expended to Date
Office Allowances					
Office Accommodations	9,888.00	9,888.00	9,888.00	0.00	100.0%
Rental of Short-term Accommodations	--	0.00	0.00	--	--
Office Start-up Costs	254.00	0.00	0.00	254.00	0.0%
Office Operations	10,619.00	8,143.30	8,143.30	2,475.70	76.7%
Total Office Allowances		18,031.30	18,031.30		
Operational Resources					
Operational Resources	--	4,200.72	4,200.72	--	--
Total Operational Resources		4,200.72	4,200.72		
Travel & Living Allowances					
House in Session	--	16,527.51	16,527.51	--	--
House Not in Session	--	14,542.69	14,542.69	--	--
Intra & Extra-Constituency Travel	10,619.00	577.65	577.65	10,041.35	5.4%
Helicopter Travel	--	0.00	0.00	--	--
Total Travel & Living Allowances		31,647.85	31,647.85		
Constituency Allowance					
Constituency Allowance	2,655.00	373.05	373.05	2,281.95	14.1%
Total Constituency Allowance		373.05	373.05		
Total Expenditures		54,252.92	54,252.92		

---- End of Report ----



House of Assembly
Newfoundland and Labrador
Member Accountability and Disclosure Report
Expenditures Summarized by Category
01-Apr-14 to 31-Mar-15

BENNETT, CATHY, MHA

Allowance Category	Expenditure Limit for Fiscal Year 2014/15 (Net of HST)	Expenditures Processed 01-Apr-14 to 31-Mar-15 (Net of HST)	Expenditures Year to Date 01-Apr-14 to 31-Mar-15 (Net of HST)	Funds Available (Net of HST)	Percent Expended to Date
Office Allowances					
Office Accommodations	--	0.00	0.00	--	--
Rental of Short-term Accommodations	--	0.00	0.00	--	--
Office Start-up Costs	885.00	531.84	531.84	353.16	60.1%
Office Operations	10,387.00	8,711.63	8,711.63	1,675.37	83.9%
Total Office Allowances		9,243.47	9,243.47		
Operational Resources					
Operational Resources	--	3,553.35	3,553.35	--	--
Total Operational Resources		3,553.35	3,553.35		
Travel & Living Allowances					
House in Session	--	0.00	0.00	--	--
House Not in Session	--	0.00	0.00	--	--
Intra & Extra-Constituency Travel	5,193.00	0.00	0.00	5,193.00	0.0%
Helicopter Travel	--	0.00	0.00	--	--
Total Travel & Living Allowances		0.00	0.00		
Constituency Allowance					
Constituency Allowance	2,597.00	1,820.24	1,820.24	776.76	70.1%
Total Constituency Allowance		1,820.24	1,820.24		
Total Expenditures					
		14,617.06	14,617.06		

---- End of Report ----



House of Assembly
Newfoundland and Labrador
Member Accountability and Disclosure Report
Expenditures Summarized by Category
01-Apr-14 to 31-Mar-15

BENNETT, JIM, MHA

Allowance Category	Expenditure Limit for Fiscal Year 2014/15 (Net of HST)	Expenditures Processed 01-Apr-14 to 31-Mar-15 (Net of HST)	Expenditures Year to Date 01-Apr-14 to 31-Mar-15 (Net of HST)	Funds Available (Net of HST)	Percent Expended to Date
Office Allowances					
Office Accommodations	14,100.00	14,100.00	14,100.00	0.00	100.0%
Rental of Short-term Accommodations	--	0.00	0.00	--	--
Office Start-up Costs	653.00	0.00	0.00	653.00	0.0%
Office Operations	10,619.00	9,638.14	9,638.14	980.86	90.8%
Total Office Allowances		23,738.14	23,738.14		
Operational Resources					
Operational Resources	--	5,266.21	5,266.21	--	--
Total Operational Resources		5,266.21	5,266.21		
Travel & Living Allowances					
House in Session	--	19,658.23	19,658.23	--	--
House Not in Session	--	8,471.34	8,471.34	--	--
Intra & Extra-Constituency Travel	10,531.00	7,770.89	7,770.89	2,760.11	73.8%
Helicopter Travel	--	0.00	0.00	--	--
Total Travel & Living Allowances		35,900.46	35,900.46		
Constituency Allowance					
Constituency Allowance	2,655.00	956.29	956.29	1,698.71	36.0%
Total Constituency Allowance		956.29	956.29		
Total Expenditures					
		65,861.10	65,861.10		

---- End of Report ----



House of Assembly
Newfoundland and Labrador
Member Accountability and Disclosure Report
Expenditures Summarized by Category
01-Apr-14 to 31-Mar-15

BRAZIL, DAVID, MHA

Allowance Category	Expenditure Limit for Fiscal Year 2014/15 (Net of HST)	Expenditures Processed 01-Apr-14 to 31-Mar-15 (Net of HST)	Expenditures Year to Date 01-Apr-14 to 31-Mar-15 (Net of HST)	Funds Available (Net of HST)	Percent Expended to Date
Office Allowances					
Office Accommodations	--	0.00	0.00	--	--
Rental of Short-term Accommodations	--	0.00	0.00	--	--
Office Start-up Costs	--	0.00	0.00	--	--
Office Operations	10,619.00	9,886.04	9,886.04	732.96	93.1%
Total Office Allowances		9,886.04	9,886.04		
Operational Resources					
Operational Resources	--	2,561.24	2,561.24	--	--
Total Operational Resources		2,561.24	2,561.24		
Travel & Living Allowances					
House in Session	--	0.00	0.00	--	--
House Not in Session	--	0.00	0.00	--	--
Intra & Extra-Constituency Travel	6,814.00	5,362.54	5,362.54	1,451.46	78.7%
Helicopter Travel	--	0.00	0.00	--	--
Total Travel & Living Allowances		5,362.54	5,362.54		
Constituency Allowance					
Constituency Allowance	2,655.00	1,906.71	1,906.71	748.29	71.8%
Total Constituency Allowance		1,906.71	1,906.71		
Total Expenditures					
		19,716.53	19,716.53		

---- End of Report ----



House of Assembly
Newfoundland and Labrador
Member Accountability and Disclosure Report
Expenditures Summarized by Category
01-Apr-14 to 31-Mar-15

COLLINS, FELIX, MHA

Allowance Category	Expenditure Limit for Fiscal Year 2014/15 (Net of HST)	Expenditures Processed 01-Apr-14 to 31-Mar-15 (Net of HST)	Expenditures Year to Date 01-Apr-14 to 31-Mar-15 (Net of HST)	Funds Available (Net of HST)	Percent Expended to Date
Office Allowances					
Office Accommodations	--	0.00	0.00	--	--
Rental of Short-term Accommodations	--	0.00	0.00	--	--
Office Start-up Costs	--	0.00	0.00	--	--
Office Operations	10,619.00	8,765.72	8,765.72	1,853.28	82.5%
Total Office Allowances		8,765.72	8,765.72		
Operational Resources					
Operational Resources	--	3,887.27	3,887.27	--	--
Total Operational Resources		3,887.27	3,887.27		
Travel & Living Allowances					
House in Session	--	1,117.36	1,117.36	--	--
House Not in Session	--	2,519.15	2,519.15	--	--
Intra & Extra-Constituency Travel	10,177.00	3,210.38	3,210.38	6,966.62	31.5%
Helicopter Travel	--	0.00	0.00	--	--
Total Travel & Living Allowances		6,846.89	6,846.89		
Constituency Allowance					
Constituency Allowance	2,655.00	210.45	210.45	2,444.55	7.9%
Total Constituency Allowance		210.45	210.45		
Total Expenditures					
		19,710.33	19,710.33		

---- End of Report ----



House of Assembly
Newfoundland and Labrador
Member Accountability and Disclosure Report
Expenditures Summarized by Category
01-Apr-14 to 31-Mar-15

COLLINS, SANDY, MHA

Allowance Category	Expenditure Limit for Fiscal Year 2014/15 (Net of HST)	Expenditures Processed 01-Apr-14 to 31-Mar-15 (Net of HST)	Expenditures Year to Date 01-Apr-14 to 31-Mar-15 (Net of HST)	Funds Available (Net of HST)	Percent Expended to Date
Office Allowances					
Office Accommodations	12,000.00	12,000.00	12,000.00	0.00	100.0%
Rental of Short-term Accommodations	--	0.00	0.00	--	--
Office Start-up Costs	--	0.00	0.00	--	--
Office Operations	10,619.00	4,250.07	4,250.07	6,368.93	40.0%
Total Office Allowances		16,250.07	16,250.07		
Operational Resources					
Operational Resources	--	7,087.68	7,087.68	--	--
Total Operational Resources		7,087.68	7,087.68		
Travel & Living Allowances					
House in Session	--	8,051.18	8,051.18	--	--
House Not in Session	--	28.57	28.57	--	--
Intra & Extra-Constituency Travel	11,178.00	9,367.94	9,367.94	1,810.06	83.8%
Helicopter Travel	--	0.00	0.00	--	--
Total Travel & Living Allowances		17,447.69	17,447.69		
Constituency Allowance					
Constituency Allowance	2,655.00	2,496.06	2,496.06	158.94	94.0%
Total Constituency Allowance		2,496.06	2,496.06		
Total Expenditures					
		43,281.50	43,281.50		

---- End of Report ----



House of Assembly
Newfoundland and Labrador
Member Accountability and Disclosure Report
Expenditures Summarized by Category
01-Apr-14 to 31-Mar-15

CORNECT, TONY, MHA

Allowance Category	Expenditure Limit for Fiscal Year 2014/15 (Net of HST)	Expenditures Processed 01-Apr-14 to 31-Mar-15 (Net of HST)	Expenditures Year to Date 01-Apr-14 to 31-Mar-15 (Net of HST)	Funds Available (Net of HST)	Percent Expended to Date
Office Allowances					
Office Accommodations	9,013.00	9,012.53	9,012.53	0.47	100.0%
Rental of Short-term Accommodations	--	0.00	0.00	--	--
Office Start-up Costs	--	0.00	0.00	--	--
Office Operations	10,619.00	4,173.51	4,173.51	6,445.49	39.3%
Total Office Allowances		13,186.04	13,186.04		
Operational Resources					
Operational Resources	--	3,523.65	3,523.65	--	--
Total Operational Resources		3,523.65	3,523.65		
Travel & Living Allowances					
House in Session	--	26,378.92	26,378.92	--	--
House Not in Session	--	1,680.95	1,680.95	--	--
Intra & Extra-Constituency Travel	6,018.00	4,446.92	4,446.92	1,571.08	73.9%
Helicopter Travel	--	0.00	0.00	--	--
Total Travel & Living Allowances		32,506.79	32,506.79		
Constituency Allowance					
Constituency Allowance	2,655.00	0.00	0.00	2,655.00	0.0%
Total Constituency Allowance		0.00	0.00		
Total Expenditures		49,216.48	49,216.48		

---- End of Report ----



House of Assembly
Newfoundland and Labrador
Member Accountability and Disclosure Report
Expenditures Summarized by Category
01-Apr-14 to 31-Mar-15

CROCKER, STEVE, MHA

Allowance Category	Expenditure Limit for Fiscal Year 2014/15 (Net of HST)	Expenditures Processed 01-Apr-14 to 31-Mar-15 (Net of HST)	Expenditures Year to Date 01-Apr-14 to 31-Mar-15 (Net of HST)	Funds Available (Net of HST)	Percent Expended to Date
Office Allowances					
Office Accommodations	6,388.00	6,387.02	6,387.02	0.98	100.0%
Rental of Short-term Accommodations	--	0.00	0.00	--	--
Office Start-up Costs	885.00	776.47	776.47	108.53	87.7%
Office Operations	3,695.00	3,051.19	3,051.19	643.81	82.6%
Total Office Allowances		10,214.68	10,214.68		
Operational Resources					
Operational Resources	--	17,309.46	17,309.46	--	--
Total Operational Resources		17,309.46	17,309.46		
Travel & Living Allowances					
House in Session	--	3,747.55	3,747.55	--	--
House Not in Session	--	2,659.57	2,659.57	--	--
Intra & Extra-Constituency Travel	2,648.00	2,648.00	2,648.00	0.00	100.0%
Helicopter Travel	--	0.00	0.00	--	--
Total Travel & Living Allowances		9,055.12	9,055.12		
Constituency Allowance					
Constituency Allowance	924.00	357.14	357.14	566.86	38.7%
Total Constituency Allowance		357.14	357.14		
Total Expenditures					
		36,936.40	36,936.40		

---- End of Report ----



House of Assembly
Newfoundland and Labrador
Member Accountability and Disclosure Report
Expenditures Summarized by Category
01-Apr-14 to 31-Mar-15

CROSS, ELI, MHA

Allowance Category	Expenditure Limit for Fiscal Year 2014/15 (Net of HST)	Expenditures Processed 01-Apr-14 to 31-Mar-15 (Net of HST)	Expenditures Year to Date 01-Apr-14 to 31-Mar-15 (Net of HST)	Funds Available (Net of HST)	Percent Expended to Date
Office Allowances					
Office Accommodations	--	0.00	0.00	--	--
Rental of Short-term Accommodations	--	0.00	0.00	--	--
Office Start-up Costs	723.00	0.00	0.00	723.00	0.0%
Office Operations	10,619.00	2,532.75	2,532.75	8,086.25	23.9%
Total Office Allowances		2,532.75	2,532.75		
Operational Resources					
Operational Resources	--	2,688.23	2,688.23	--	--
Total Operational Resources		2,688.23	2,688.23		
Travel & Living Allowances					
House in Session	--	18,009.64	18,009.64	--	--
House Not in Session	--	12,279.76	12,279.76	--	--
Intra & Extra-Constituency Travel	8,938.00	5,564.81	5,564.81	3,373.19	62.3%
Helicopter Travel	--	0.00	0.00	--	--
Total Travel & Living Allowances		35,854.21	35,854.21		
Constituency Allowance					
Constituency Allowance	2,655.00	900.00	900.00	1,755.00	33.9%
Total Constituency Allowance		900.00	900.00		
Total Expenditures					
		41,975.19	41,975.19		

---- End of Report ----



House of Assembly
Newfoundland and Labrador
Member Accountability and Disclosure Report
Expenditures Summarized by Category
01-Apr-14 to 31-Mar-15

CRUMMELL, DAN, MHA

Allowance Category	Expenditure Limit for Fiscal Year 2014/15 (Net of HST)	Expenditures Processed 01-Apr-14 to 31-Mar-15 (Net of HST)	Expenditures Year to Date 01-Apr-14 to 31-Mar-15 (Net of HST)	Funds Available (Net of HST)	Percent Expended to Date
Office Allowances					
Office Accommodations	--	0.00	0.00	--	--
Rental of Short-term Accommodations	--	0.00	0.00	--	--
Office Start-up Costs	871.00	0.00	0.00	871.00	0.0%
Office Operations	10,619.00	1.60	1.60	10,617.40	0.0%
Total Office Allowances		1.60	1.60		
Operational Resources					
Operational Resources	--	2,288.85	2,288.85	--	--
Total Operational Resources		2,288.85	2,288.85		
Travel & Living Allowances					
House in Session	--	0.00	0.00	--	--
House Not in Session	--	0.00	0.00	--	--
Intra & Extra-Constituency Travel	5,310.00	0.00	0.00	5,310.00	0.0%
Helicopter Travel	--	0.00	0.00	--	--
Total Travel & Living Allowances		0.00	0.00		
Constituency Allowance					
Constituency Allowance	2,655.00	0.00	0.00	2,655.00	0.0%
Total Constituency Allowance		0.00	0.00		
Total Expenditures		2,290.45	2,290.45		

---- End of Report ----



House of Assembly
Newfoundland and Labrador
Member Accountability and Disclosure Report
Expenditures Summarized by Category
01-Apr-14 to 31-Mar-15

DALLEY, DERRICK, MHA

Allowance Category	Expenditure Limit for Fiscal Year 2014/15 (Net of HST)	Expenditures Processed 01-Apr-14 to 31-Mar-15 (Net of HST)	Expenditures Year to Date 01-Apr-14 to 31-Mar-15 (Net of HST)	Funds Available (Net of HST)	Percent Expended to Date
Office Allowances					
Office Accommodations	12,000.00	12,000.00	12,000.00	0.00	100.0%
Rental of Short-term Accommodations	--	0.00	0.00	--	--
Office Start-up Costs	--	0.00	0.00	--	--
Office Operations	10,619.00	8,218.14	8,218.14	2,400.86	77.4%
Total Office Allowances		20,218.14	20,218.14		
Operational Resources					
Operational Resources	--	5,547.27	5,547.27	--	--
Total Operational Resources		5,547.27	5,547.27		
Travel & Living Allowances					
House in Session	--	20,212.63	20,212.63	--	--
House Not in Session	--	626.41	626.41	--	--
Intra & Extra-Constituency Travel	8,673.00	2,709.10	2,709.10	5,963.90	31.2%
Helicopter Travel	--	0.00	0.00	--	--
Total Travel & Living Allowances		23,548.14	23,548.14		
Constituency Allowance					
Constituency Allowance	2,655.00	450.90	450.90	2,204.10	17.0%
Total Constituency Allowance		450.90	450.90		
Total Expenditures					
		49,764.45	49,764.45		

---- End of Report ----



House of Assembly
Newfoundland and Labrador
Member Accountability and Disclosure Report
Expenditures Summarized by Category
01-Apr-14 to 31-Mar-15

DAVIS, PAUL, MHA

Allowance Category	Expenditure Limit for Fiscal Year 2014/15 (Net of HST)	Expenditures Processed 01-Apr-14 to 31-Mar-15 (Net of HST)	Expenditures Year to Date 01-Apr-14 to 31-Mar-15 (Net of HST)	Funds Available (Net of HST)	Percent Expended to Date
Office Allowances					
Office Accommodations	--	0.00	0.00	--	--
Rental of Short-term Accommodations	--	0.00	0.00	--	--
Office Start-up Costs	--	0.00	0.00	--	--
Office Operations	10,619.00	8,667.48	8,667.48	1,951.52	81.6%
Total Office Allowances		8,667.48	8,667.48		
Operational Resources					
Operational Resources	--	2,064.99	2,064.99	--	--
Total Operational Resources		2,064.99	2,064.99		
Travel & Living Allowances					
House in Session	--	0.00	0.00	--	--
House Not in Session	--	0.00	0.00	--	--
Intra & Extra-Constituency Travel	5,310.00	0.00	0.00	5,310.00	0.0%
Helicopter Travel	--	0.00	0.00	--	--
Total Travel & Living Allowances		0.00	0.00		
Constituency Allowance					
Constituency Allowance	2,655.00	1,048.75	1,048.75	1,606.25	39.5%
Total Constituency Allowance		1,048.75	1,048.75		
Total Expenditures					
		11,781.22	11,781.22		

---- End of Report ----



House of Assembly
Newfoundland and Labrador
Member Accountability and Disclosure Report
Expenditures Summarized by Category
01-Apr-14 to 31-Mar-15

DEMPSTER, LISA, MHA

Allowance Category	Expenditure Limit for Fiscal Year 2014/15 (Net of HST)	Expenditures Processed 01-Apr-14 to 31-Mar-15 (Net of HST)	Expenditures Year to Date 01-Apr-14 to 31-Mar-15 (Net of HST)	Funds Available (Net of HST)	Percent Expended to Date
Office Allowances					
Office Accommodations	13,860.00	13,860.00	13,860.00	0.00	100.0%
Rental of Short-term Accommodations	--	0.00	0.00	--	--
Office Start-up Costs	324.00	50.96	50.96	273.04	15.7%
Office Operations	10,619.00	8,879.04	8,879.04	1,739.96	83.6%
Total Office Allowances		22,790.00	22,790.00		
Operational Resources					
Operational Resources	--	15,121.91	15,121.91	--	--
Total Operational Resources		15,121.91	15,121.91		
Travel & Living Allowances					
House in Session	--	23,928.42	23,928.42	--	--
House Not in Session	--	15,938.75	15,938.75	--	--
Intra & Extra-Constituency Travel	22,655.00	14,937.64	14,937.64	7,717.36	65.9%
Helicopter Travel	18,584.00	0.00	0.00	18,584.00	0.0%
Total Travel & Living Allowances		54,804.81	54,804.81		
Constituency Allowance					
Constituency Allowance	2,655.00	2,655.00	2,655.00	0.00	100.0%
Total Constituency Allowance		2,655.00	2,655.00		
Total Expenditures					
		95,371.72	95,371.72		

---- End of Report ----



House of Assembly
Newfoundland and Labrador
Member Accountability and Disclosure Report
Expenditures Summarized by Category
01-Apr-14 to 31-Mar-15

DINN, JOHN, MHA

Allowance Category	Expenditure Limit for Fiscal Year 2014/15 (Net of HST)	Expenditures Processed 01-Apr-14 to 31-Mar-15 (Net of HST)	Expenditures Year to Date 01-Apr-14 to 31-Mar-15 (Net of HST)	Funds Available (Net of HST)	Percent Expended to Date
Office Allowances					
Office Accommodations	--	0.00	0.00	--	--
Rental of Short-term Accommodations	--	0.00	0.00	--	--
Office Start-up Costs	--	0.00	0.00	--	--
Office Operations	10,619.00	2,794.84	2,794.84	7,824.16	26.3%
Total Office Allowances		2,794.84	2,794.84		
Operational Resources					
Operational Resources	--	2,207.97	2,207.97	--	--
Total Operational Resources		2,207.97	2,207.97		
Travel & Living Allowances					
House in Session	--	0.00	0.00	--	--
House Not in Session	--	0.00	0.00	--	--
Intra & Extra-Constituency Travel	5,425.00	0.00	0.00	5,425.00	0.0%
Helicopter Travel	--	0.00	0.00	--	--
Total Travel & Living Allowances		0.00	0.00		
Constituency Allowance					
Constituency Allowance	2,655.00	0.00	0.00	2,655.00	0.0%
Total Constituency Allowance		0.00	0.00		
Total Expenditures		5,002.81	5,002.81		

---- End of Report ----



House of Assembly
Newfoundland and Labrador
Member Accountability and Disclosure Report
Expenditures Summarized by Category
01-Apr-14 to 31-Mar-15

DUNDERDALE, KATHY, MHA

Allowance Category	Expenditure Limit for Fiscal Year 2014/15 (Net of HST)	Expenditures Processed 01-Apr-14 to 31-Mar-15 (Net of HST)	Expenditures Year to Date 01-Apr-14 to 31-Mar-15 (Net of HST)	Funds Available (Net of HST)	Percent Expended to Date
Office Allowances					
Office Accommodations	--	0.00	0.00	--	--
Rental of Short-term Accommodations	--	0.00	0.00	--	--
Office Start-up Costs	--	0.00	0.00	--	--
Office Operations	--	0.00	0.00	--	--
Total Office Allowances		0.00	0.00		
Operational Resources					
Operational Resources	--	114.41	114.41	--	--
Total Operational Resources		114.41	114.41		
Travel & Living Allowances					
House in Session	--	0.00	0.00	--	--
House Not in Session	--	0.00	0.00	--	--
Intra & Extra-Constituency Travel	--	0.00	0.00	--	--
Helicopter Travel	--	0.00	0.00	--	--
Total Travel & Living Allowances		0.00	0.00		
Constituency Allowance					
Constituency Allowance	--	0.00	0.00	--	--
Total Constituency Allowance		0.00	0.00		
Total Expenditures					
		114.41	114.41		

---- End of Report ----



House of Assembly
Newfoundland and Labrador
Member Accountability and Disclosure Report
Expenditures Summarized by Category
01-Apr-14 to 31-Mar-15

EDMUNDS, RANDY, MHA

Allowance Category	Expenditure Limit for Fiscal Year 2014/15 (Net of HST)	Expenditures Processed 01-Apr-14 to 31-Mar-15 (Net of HST)	Expenditures Year to Date 01-Apr-14 to 31-Mar-15 (Net of HST)	Funds Available (Net of HST)	Percent Expended to Date
Office Allowances					
Office Accommodations	--	0.00	0.00	--	--
Rental of Short-term Accommodations	--	0.00	0.00	--	--
Office Start-up Costs	2.00	0.00	0.00	2.00	0.0%
Office Operations	10,619.00	1,386.75	1,386.75	9,232.25	13.1%
Total Office Allowances		1,386.75	1,386.75		
Operational Resources					
Operational Resources	--	2,926.50	2,926.50	--	--
Total Operational Resources		2,926.50	2,926.50		
Travel & Living Allowances					
House in Session	--	34,506.79	34,506.79	--	--
House Not in Session	--	11,341.80	11,341.80	--	--
Intra & Extra-Constituency Travel	18,319.00	10,604.29	10,604.29	7,714.71	57.9%
Helicopter Travel	9,292.00	0.00	0.00	9,292.00	0.0%
Total Travel & Living Allowances		56,452.88	56,452.88		
Constituency Allowance					
Constituency Allowance	2,655.00	1,412.50	1,412.50	1,242.50	53.2%
Total Constituency Allowance		1,412.50	1,412.50		
Total Expenditures					
		62,178.63	62,178.63		

---- End of Report ----



House of Assembly
Newfoundland and Labrador
Member Accountability and Disclosure Report
Expenditures Summarized by Category
01-Apr-14 to 31-Mar-15

FLYNN, STELMAN, MHA

Allowance Category	Expenditure Limit for Fiscal Year 2014/15 (Net of HST)	Expenditures Processed 01-Apr-14 to 31-Mar-15 (Net of HST)	Expenditures Year to Date 01-Apr-14 to 31-Mar-15 (Net of HST)	Funds Available (Net of HST)	Percent Expended to Date
Office Allowances					
Office Accommodations	5,168.00	5,167.74	5,167.74	0.26	100.0%
Rental of Short-term Accommodations	--	0.00	0.00	--	--
Office Start-up Costs	885.00	415.04	415.04	469.96	46.9%
Office Operations	3,695.00	1,107.98	1,107.98	2,587.02	30.0%
Total Office Allowances		6,690.76	6,690.76		
Operational Resources					
Operational Resources	--	8,087.88	8,087.88	--	--
Total Operational Resources		8,087.88	8,087.88		
Travel & Living Allowances					
House in Session	--	9,494.38	9,494.38	--	--
House Not in Session	--	212.56	212.56	--	--
Intra & Extra-Constituency Travel	1,940.00	1,352.54	1,352.54	587.46	69.7%
Helicopter Travel	--	0.00	0.00	--	--
Total Travel & Living Allowances		11,059.48	11,059.48		
Constituency Allowance					
Constituency Allowance	924.00	792.74	792.74	131.26	85.8%
Total Constituency Allowance		792.74	792.74		
Total Expenditures		26,630.86	26,630.86		

---- End of Report ----



House of Assembly
Newfoundland and Labrador
Member Accountability and Disclosure Report
Expenditures Summarized by Category
01-Apr-14 to 31-Mar-15

FORSEY, CLAYTON, MHA

Allowance Category	Expenditure Limit for Fiscal Year 2014/15 (Net of HST)	Expenditures Processed 01-Apr-14 to 31-Mar-15 (Net of HST)	Expenditures Year to Date 01-Apr-14 to 31-Mar-15 (Net of HST)	Funds Available (Net of HST)	Percent Expended to Date
Office Allowances					
Office Accommodations	19,200.00	19,200.00	19,200.00	0.00	100.0%
Rental of Short-term Accommodations	--	0.00	0.00	--	--
Office Start-up Costs	--	0.00	0.00	--	--
Office Operations	10,619.00	8,138.16	8,138.16	2,480.84	76.6%
Total Office Allowances		27,338.16	27,338.16		
Operational Resources					
Operational Resources	--	4,567.86	4,567.86	--	--
Total Operational Resources		4,567.86	4,567.86		
Travel & Living Allowances					
House in Session	--	11,174.98	11,174.98	--	--
House Not in Session	--	4,536.02	4,536.02	--	--
Intra & Extra-Constituency Travel	8,938.00	3,075.82	3,075.82	5,862.18	34.4%
Helicopter Travel	--	0.00	0.00	--	--
Total Travel & Living Allowances		18,786.82	18,786.82		
Constituency Allowance					
Constituency Allowance	2,655.00	572.33	572.33	2,082.67	21.6%
Total Constituency Allowance		572.33	572.33		
Total Expenditures					
		51,265.17	51,265.17		

---- End of Report ----



House of Assembly
Newfoundland and Labrador
Member Accountability and Disclosure Report
Expenditures Summarized by Category
01-Apr-14 to 31-Mar-15

FRENCH, TERRY, MHA

Allowance Category	Expenditure Limit for Fiscal Year 2014/15 (Net of HST)	Expenditures Processed 01-Apr-14 to 31-Mar-15 (Net of HST)	Expenditures Year to Date 01-Apr-14 to 31-Mar-15 (Net of HST)	Funds Available (Net of HST)	Percent Expended to Date
Office Allowances					
Office Accommodations	--	0.00	0.00	--	--
Rental of Short-term Accommodations	--	0.00	0.00	--	--
Office Start-up Costs	--	0.00	0.00	--	--
Office Operations	10,619.00	6,931.87	6,931.87	3,687.13	65.3%
Total Office Allowances		6,931.87	6,931.87		
Operational Resources					
Operational Resources	--	2,256.34	2,256.34	--	--
Total Operational Resources		2,256.34	2,256.34		
Travel & Living Allowances					
House in Session	--	0.00	0.00	--	--
House Not in Session	--	0.00	0.00	--	--
Intra & Extra-Constituency Travel	5,425.00	0.00	0.00	5,425.00	0.0%
Helicopter Travel	--	0.00	0.00	--	--
Total Travel & Living Allowances		0.00	0.00		
Constituency Allowance					
Constituency Allowance	2,655.00	230.19	230.19	2,424.81	8.7%
Total Constituency Allowance		230.19	230.19		
Total Expenditures					
		9,418.40	9,418.40		

---- End of Report ----



House of Assembly
Newfoundland and Labrador
Member Accountability and Disclosure Report
Expenditures Summarized by Category
01-Apr-14 to 31-Mar-15

GRANTER, VAUGHN, MHA

Allowance Category	Expenditure Limit for Fiscal Year 2014/15 (Net of HST)	Expenditures Processed 01-Apr-14 to 31-Mar-15 (Net of HST)	Expenditures Year to Date 01-Apr-14 to 31-Mar-15 (Net of HST)	Funds Available (Net of HST)	Percent Expended to Date
Office Allowances					
Office Accommodations	--	0.00	0.00	--	--
Rental of Short-term Accommodations	--	0.00	0.00	--	--
Office Start-up Costs	--	0.00	0.00	--	--
Office Operations	10,619.00	10,473.64	10,473.64	145.36	98.6%
Total Office Allowances		10,473.64	10,473.64		
Operational Resources					
Operational Resources	--	5,288.74	5,288.74	--	--
Total Operational Resources		5,288.74	5,288.74		
Travel & Living Allowances					
House in Session	--	17,213.80	17,213.80	--	--
House Not in Session	--	1,037.35	1,037.35	--	--
Intra & Extra-Constituency Travel	6,310.00	1,760.53	1,760.53	4,549.47	27.9%
Helicopter Travel	--	0.00	0.00	--	--
Total Travel & Living Allowances		20,011.68	20,011.68		
Constituency Allowance					
Constituency Allowance	2,655.00	35.00	35.00	2,620.00	1.3%
Total Constituency Allowance		35.00	35.00		
Total Expenditures					
		35,809.06	35,809.06		

---- End of Report ----



House of Assembly
Newfoundland and Labrador
Member Accountability and Disclosure Report
Expenditures Summarized by Category
01-Apr-14 to 31-Mar-15

HEDDERSON, TOM, MHA

Allowance Category	Expenditure Limit for Fiscal Year 2014/15 (Net of HST)	Expenditures Processed 01-Apr-14 to 31-Mar-15 (Net of HST)	Expenditures Year to Date 01-Apr-14 to 31-Mar-15 (Net of HST)	Funds Available (Net of HST)	Percent Expended to Date
Office Allowances					
Office Accommodations	16,200.00	16,200.00	16,200.00	0.00	100.0%
Rental of Short-term Accommodations	--	0.00	0.00	--	--
Office Start-up Costs	--	0.00	0.00	--	--
Office Operations	10,619.00	6,966.55	6,966.55	3,652.45	65.6%
Total Office Allowances		23,166.55	23,166.55		
Operational Resources					
Operational Resources	--	4,491.70	4,491.70	--	--
Total Operational Resources		4,491.70	4,491.70		
Travel & Living Allowances					
House in Session	--	15,200.50	15,200.50	--	--
House Not in Session	--	12,602.77	12,602.77	--	--
Intra & Extra-Constituency Travel	6,106.00	1,452.43	1,452.43	4,653.57	23.8%
Helicopter Travel	--	0.00	0.00	--	--
Total Travel & Living Allowances		29,255.70	29,255.70		
Constituency Allowance					
Constituency Allowance	2,655.00	786.66	786.66	1,868.34	29.6%
Total Constituency Allowance		786.66	786.66		
Total Expenditures					
		57,700.61	57,700.61		

---- End of Report ----



House of Assembly
Newfoundland and Labrador
Member Accountability and Disclosure Report
Expenditures Summarized by Category
01-Apr-14 to 31-Mar-15

HUNTER, RAY, MHA

Allowance Category	Expenditure Limit for Fiscal Year 2014/15 (Net of HST)	Expenditures Processed 01-Apr-14 to 31-Mar-15 (Net of HST)	Expenditures Year to Date 01-Apr-14 to 31-Mar-15 (Net of HST)	Funds Available (Net of HST)	Percent Expended to Date
Office Allowances					
Office Accommodations	--	0.00	0.00	--	--
Rental of Short-term Accommodations	--	0.00	0.00	--	--
Office Start-up Costs	--	0.00	0.00	--	--
Office Operations	10,619.00	4,797.94	4,797.94	5,821.06	45.2%
Total Office Allowances		4,797.94	4,797.94		
Operational Resources					
Operational Resources	--	2,600.07	2,600.07	--	--
Total Operational Resources		2,600.07	2,600.07		
Travel & Living Allowances					
House in Session	--	9,733.79	9,733.79	--	--
House Not in Session	--	6,216.84	6,216.84	--	--
Intra & Extra-Constituency Travel	8,524.00	3,560.45	3,560.45	4,963.55	41.8%
Helicopter Travel	--	0.00	0.00	--	--
Total Travel & Living Allowances		19,511.08	19,511.08		
Constituency Allowance					
Constituency Allowance	2,655.00	1,097.46	1,097.46	1,557.54	41.3%
Total Constituency Allowance		1,097.46	1,097.46		
Total Expenditures					
		28,006.55	28,006.55		

---- End of Report ----



House of Assembly
Newfoundland and Labrador
Member Accountability and Disclosure Report
Expenditures Summarized by Category
01-Apr-14 to 31-Mar-15

HUTCHINGS, KEITH, MHA

Allowance Category	Expenditure Limit for Fiscal Year 2014/15 (Net of HST)	Expenditures Processed 01-Apr-14 to 31-Mar-15 (Net of HST)	Expenditures Year to Date 01-Apr-14 to 31-Mar-15 (Net of HST)	Funds Available (Net of HST)	Percent Expended to Date
Office Allowances					
Office Accommodations	--	0.00	0.00	--	--
Rental of Short-term Accommodations	--	0.00	0.00	--	--
Office Start-up Costs	--	0.00	0.00	--	--
Office Operations	10,619.00	3,934.44	3,934.44	6,684.56	37.1%
Total Office Allowances		3,934.44	3,934.44		
Operational Resources					
Operational Resources	--	3,506.79	3,506.79	--	--
Total Operational Resources		3,506.79	3,506.79		
Travel & Living Allowances					
House in Session	--	0.00	0.00	--	--
House Not in Session	--	0.00	0.00	--	--
Intra & Extra-Constituency Travel	8,938.00	1,462.11	1,462.11	7,475.89	16.4%
Helicopter Travel	--	0.00	0.00	--	--
Total Travel & Living Allowances		1,462.11	1,462.11		
Constituency Allowance					
Constituency Allowance	2,655.00	302.68	302.68	2,352.32	11.4%
Total Constituency Allowance		302.68	302.68		
Total Expenditures					
		9,206.02	9,206.02		

---- End of Report ----



House of Assembly
Newfoundland and Labrador
Member Accountability and Disclosure Report
Expenditures Summarized by Category
01-Apr-14 to 31-Mar-15

JACKMAN, CLYDE, MHA

Allowance Category	Expenditure Limit for Fiscal Year 2014/15 (Net of HST)	Expenditures Processed 01-Apr-14 to 31-Mar-15 (Net of HST)	Expenditures Year to Date 01-Apr-14 to 31-Mar-15 (Net of HST)	Funds Available (Net of HST)	Percent Expended to Date
Office Allowances					
Office Accommodations	3,000.00	3,000.00	3,000.00	0.00	100.0%
Rental of Short-term Accommodations	--	0.00	0.00	--	--
Office Start-up Costs	--	0.00	0.00	--	--
Office Operations	10,619.00	10,351.62	10,351.62	267.38	97.5%
Total Office Allowances		13,351.62	13,351.62		
Operational Resources					
Operational Resources	--	6,038.41	6,038.41	--	--
Total Operational Resources		6,038.41	6,038.41		
Travel & Living Allowances					
House in Session	--	6,684.23	6,684.23	--	--
House Not in Session	--	0.00	0.00	--	--
Intra & Extra-Constituency Travel	7,257.00	1,462.31	1,462.31	5,794.69	20.2%
Helicopter Travel	--	0.00	0.00	--	--
Total Travel & Living Allowances		8,146.54	8,146.54		
Constituency Allowance					
Constituency Allowance	2,655.00	775.40	775.40	1,879.60	29.2%
Total Constituency Allowance		775.40	775.40		
Total Expenditures					
		28,311.97	28,311.97		

---- End of Report ----



House of Assembly
Newfoundland and Labrador
Member Accountability and Disclosure Report
Expenditures Summarized by Category
01-Apr-14 to 31-Mar-15

JOHNSON, CHARLENE, MHA

Allowance Category	Expenditure Limit for Fiscal Year 2014/15 (Net of HST)	Expenditures Processed 01-Apr-14 to 31-Mar-15 (Net of HST)	Expenditures Year to Date 01-Apr-14 to 31-Mar-15 (Net of HST)	Funds Available (Net of HST)	Percent Expended to Date
Office Allowances					
Office Accommodations	--	0.00	0.00	--	--
Rental of Short-term Accommodations	--	0.00	0.00	--	--
Office Start-up Costs	--	0.00	0.00	--	--
Office Operations	10,619.00	359.25	359.25	10,259.75	3.4%
Total Office Allowances		359.25	359.25		
Operational Resources					
Operational Resources	--	2,333.43	2,333.43	--	--
Total Operational Resources		2,333.43	2,333.43		
Travel & Living Allowances					
House in Session	--	1,074.09	1,074.09	--	--
House Not in Session	--	501.03	501.03	--	--
Intra & Extra-Constituency Travel	7,611.00	594.86	594.86	7,016.14	7.8%
Helicopter Travel	--	0.00	0.00	--	--
Total Travel & Living Allowances		2,169.98	2,169.98		
Constituency Allowance					
Constituency Allowance	2,655.00	572.65	572.65	2,082.35	21.6%
Total Constituency Allowance		572.65	572.65		
Total Expenditures					
		5,435.31	5,435.31		

---- End of Report ----



House of Assembly
Newfoundland and Labrador
Member Accountability and Disclosure Report
Expenditures Summarized by Category
01-Apr-14 to 31-Mar-15

JOYCE, EDDIE, MHA

Allowance Category	Expenditure Limit for Fiscal Year 2014/15 (Net of HST)	Expenditures Processed 01-Apr-14 to 31-Mar-15 (Net of HST)	Expenditures Year to Date 01-Apr-14 to 31-Mar-15 (Net of HST)	Funds Available (Net of HST)	Percent Expended to Date
Office Allowances					
Office Accommodations	18,595.00	18,594.60	18,594.60	0.40	100.0%
Rental of Short-term Accommodations	--	0.00	0.00	--	--
Office Start-up Costs	94.00	0.00	0.00	94.00	0.0%
Office Operations	10,619.00	8,086.37	8,086.37	2,532.63	76.2%
Total Office Allowances		26,680.97	26,680.97		
Operational Resources					
Operational Resources	--	5,685.11	5,685.11	--	--
Total Operational Resources		5,685.11	5,685.11		
Travel & Living Allowances					
House in Session	--	25,109.99	25,109.99	--	--
House Not in Session	--	2,369.17	2,369.17	--	--
Intra & Extra-Constituency Travel	11,062.00	4,945.62	4,945.62	6,116.38	44.7%
Helicopter Travel	--	0.00	0.00	--	--
Total Travel & Living Allowances		32,424.78	32,424.78		
Constituency Allowance					
Constituency Allowance	2,655.00	2,611.13	2,611.13	43.87	98.3%
Total Constituency Allowance		2,611.13	2,611.13		
Total Expenditures					
		67,401.99	67,401.99		

---- End of Report ----



House of Assembly
Newfoundland and Labrador
Member Accountability and Disclosure Report
Expenditures Summarized by Category
01-Apr-14 to 31-Mar-15

KENT, STEVE, MHA

Allowance Category	Expenditure Limit for Fiscal Year 2014/15 (Net of HST)	Expenditures Processed 01-Apr-14 to 31-Mar-15 (Net of HST)	Expenditures Year to Date 01-Apr-14 to 31-Mar-15 (Net of HST)	Funds Available (Net of HST)	Percent Expended to Date
Office Allowances					
Office Accommodations	--	0.00	0.00	--	--
Rental of Short-term Accommodations	--	0.00	0.00	--	--
Office Start-up Costs	--	0.00	0.00	--	--
Office Operations	10,619.00	10,233.83	10,233.83	385.17	96.4%
Total Office Allowances		10,233.83	10,233.83		
Operational Resources					
Operational Resources	--	3,543.16	3,543.16	--	--
Total Operational Resources		3,543.16	3,543.16		
Travel & Living Allowances					
House in Session	--	0.00	0.00	--	--
House Not in Session	--	0.00	0.00	--	--
Intra & Extra-Constituency Travel	5,310.00	0.00	0.00	5,310.00	0.0%
Helicopter Travel	--	0.00	0.00	--	--
Total Travel & Living Allowances		0.00	0.00		
Constituency Allowance					
Constituency Allowance	2,655.00	515.00	515.00	2,140.00	19.4%
Total Constituency Allowance		515.00	515.00		
Total Expenditures		14,291.99	14,291.99		

---- End of Report ----



House of Assembly
Newfoundland and Labrador
Member Accountability and Disclosure Report
Expenditures Summarized by Category
01-Apr-14 to 31-Mar-15

KING, DARIN, MHA

Allowance Category	Expenditure Limit for Fiscal Year 2014/15 (Net of HST)	Expenditures Processed 01-Apr-14 to 31-Mar-15 (Net of HST)	Expenditures Year to Date 01-Apr-14 to 31-Mar-15 (Net of HST)	Funds Available (Net of HST)	Percent Expended to Date
Office Allowances					
Office Accommodations	11,879.00	11,878.80	11,878.80	0.20	100.0%
Rental of Short-term Accommodations	--	0.00	0.00	--	--
Office Start-up Costs	--	0.00	0.00	--	--
Office Operations	10,619.00	9,223.57	9,223.57	1,395.43	86.9%
Total Office Allowances		21,102.37	21,102.37		
Operational Resources					
Operational Resources	--	5,838.49	5,838.49	--	--
Total Operational Resources		5,838.49	5,838.49		
Travel & Living Allowances					
House in Session	--	1,901.03	1,901.03	--	--
House Not in Session	--	5,319.47	5,319.47	--	--
Intra & Extra-Constituency Travel	10,619.00	4,352.94	4,352.94	6,266.06	41.0%
Helicopter Travel	--	0.00	0.00	--	--
Total Travel & Living Allowances		11,573.44	11,573.44		
Constituency Allowance					
Constituency Allowance	2,655.00	1,298.07	1,298.07	1,356.93	48.9%
Total Constituency Allowance		1,298.07	1,298.07		
Total Expenditures					
		39,812.37	39,812.37		

---- End of Report ----



House of Assembly
Newfoundland and Labrador
Member Accountability and Disclosure Report
Expenditures Summarized by Category
01-Apr-14 to 31-Mar-15

KIRBY, DALE, MHA

Allowance Category	Expenditure Limit for Fiscal Year 2014/15 (Net of HST)	Expenditures Processed 01-Apr-14 to 31-Mar-15 (Net of HST)	Expenditures Year to Date 01-Apr-14 to 31-Mar-15 (Net of HST)	Funds Available (Net of HST)	Percent Expended to Date
Office Allowances					
Office Accommodations	--	0.00	0.00	--	--
Rental of Short-term Accommodations	--	0.00	0.00	--	--
Office Start-up Costs	143.00	0.00	0.00	143.00	0.0%
Office Operations	10,619.00	10,508.82	10,508.82	110.18	99.0%
Total Office Allowances		10,508.82	10,508.82		
Operational Resources					
Operational Resources	--	2,690.38	2,690.38	--	--
Total Operational Resources		2,690.38	2,690.38		
Travel & Living Allowances					
House in Session	--	0.00	0.00	--	--
House Not in Session	--	0.00	0.00	--	--
Intra & Extra-Constituency Travel	5,310.00	3,907.11	3,907.11	1,402.89	73.6%
Helicopter Travel	--	0.00	0.00	--	--
Total Travel & Living Allowances		3,907.11	3,907.11		
Constituency Allowance					
Constituency Allowance	2,655.00	2,655.00	2,655.00	0.00	100.0%
Total Constituency Allowance		2,655.00	2,655.00		
Total Expenditures					
		19,761.31	19,761.31		

---- End of Report ----



House of Assembly
Newfoundland and Labrador
Member Accountability and Disclosure Report
Expenditures Summarized by Category
01-Apr-14 to 31-Mar-15

LANE, PAUL, MHA

Allowance Category	Expenditure Limit for Fiscal Year 2014/15 (Net of HST)	Expenditures Processed 01-Apr-14 to 31-Mar-15 (Net of HST)	Expenditures Year to Date 01-Apr-14 to 31-Mar-15 (Net of HST)	Funds Available (Net of HST)	Percent Expended to Date
Office Allowances					
Office Accommodations	--	0.00	0.00	--	--
Rental of Short-term Accommodations	--	0.00	0.00	--	--
Office Start-up Costs	651.00	30.25	30.25	620.75	4.6%
Office Operations	10,619.00	9,313.07	9,313.07	1,305.93	87.7%
Total Office Allowances		9,343.32	9,343.32		
Operational Resources					
Operational Resources	--	3,228.94	3,228.94	--	--
Total Operational Resources		3,228.94	3,228.94		
Travel & Living Allowances					
House in Session	--	0.00	0.00	--	--
House Not in Session	--	0.00	0.00	--	--
Intra & Extra-Constituency Travel	5,310.00	4,344.85	4,344.85	965.15	81.8%
Helicopter Travel	--	0.00	0.00	--	--
Total Travel & Living Allowances		4,344.85	4,344.85		
Constituency Allowance					
Constituency Allowance	2,655.00	1,567.84	1,567.84	1,087.16	59.1%
Total Constituency Allowance		1,567.84	1,567.84		
Total Expenditures		18,484.95	18,484.95		

---- End of Report ----



House of Assembly
Newfoundland and Labrador
Member Accountability and Disclosure Report
Expenditures Summarized by Category
01-Apr-14 to 31-Mar-15

LITTLE, GLEN, MHA

Allowance Category	Expenditure Limit for Fiscal Year 2014/15 (Net of HST)	Expenditures Processed 01-Apr-14 to 31-Mar-15 (Net of HST)	Expenditures Year to Date 01-Apr-14 to 31-Mar-15 (Net of HST)	Funds Available (Net of HST)	Percent Expended to Date
Office Allowances					
Office Accommodations	17,870.00	17,869.50	17,869.50	0.50	100.0%
Rental of Short-term Accommodations	--	0.00	0.00	--	--
Office Start-up Costs	9.00	0.00	0.00	9.00	0.0%
Office Operations	10,619.00	6,721.92	6,721.92	3,897.08	63.3%
Total Office Allowances		24,591.42	24,591.42		
Operational Resources					
Operational Resources	--	5,161.19	5,161.19	--	--
Total Operational Resources		5,161.19	5,161.19		
Travel & Living Allowances					
House in Session	--	9,909.82	9,909.82	--	--
House Not in Session	--	5,296.61	5,296.61	--	--
Intra & Extra-Constituency Travel	8,938.00	4,066.71	4,066.71	4,871.29	45.5%
Helicopter Travel	--	0.00	0.00	--	--
Total Travel & Living Allowances		19,273.14	19,273.14		
Constituency Allowance					
Constituency Allowance	2,655.00	864.97	864.97	1,790.03	32.6%
Total Constituency Allowance		864.97	864.97		
Total Expenditures					
		49,890.72	49,890.72		

---- End of Report ----



House of Assembly
Newfoundland and Labrador
Member Accountability and Disclosure Report
Expenditures Summarized by Category
01-Apr-14 to 31-Mar-15

LITTLEJOHN, GLENN, MHA

Allowance Category	Expenditure Limit for Fiscal Year 2014/15 (Net of HST)	Expenditures Processed 01-Apr-14 to 31-Mar-15 (Net of HST)	Expenditures Year to Date 01-Apr-14 to 31-Mar-15 (Net of HST)	Funds Available (Net of HST)	Percent Expended to Date
Office Allowances					
Office Accommodations	11,314.00	11,313.48	11,313.48	0.52	100.0%
Rental of Short-term Accommodations	--	0.00	0.00	--	--
Office Start-up Costs	255.00	0.00	0.00	255.00	0.0%
Office Operations	10,619.00	8,082.16	8,082.16	2,536.84	76.1%
Total Office Allowances		19,395.64	19,395.64		
Operational Resources					
Operational Resources	--	4,591.79	4,591.79	--	--
Total Operational Resources		4,591.79	4,591.79		
Travel & Living Allowances					
House in Session	--	6,403.10	6,403.10	--	--
House Not in Session	--	1,871.12	1,871.12	--	--
Intra & Extra-Constituency Travel	6,814.00	6,073.44	6,073.44	740.56	89.1%
Helicopter Travel	--	0.00	0.00	--	--
Total Travel & Living Allowances		14,347.66	14,347.66		
Constituency Allowance					
Constituency Allowance	2,655.00	761.23	761.23	1,893.77	28.7%
Total Constituency Allowance		761.23	761.23		
Total Expenditures					
		39,096.32	39,096.32		

---- End of Report ----



House of Assembly
Newfoundland and Labrador
Member Accountability and Disclosure Report
Expenditures Summarized by Category
01-Apr-14 to 31-Mar-15

MARSHALL, THOMAS, MHA

Allowance Category	Expenditure Limit for Fiscal Year 2014/15 (Net of HST)	Expenditures Processed 01-Apr-14 to 31-Mar-15 (Net of HST)	Expenditures Year to Date 01-Apr-14 to 31-Mar-15 (Net of HST)	Funds Available (Net of HST)	Percent Expended to Date
Office Allowances					
Office Accommodations	--	0.00	0.00	--	--
Rental of Short-term Accommodations	--	0.00	0.00	--	--
Office Start-up Costs	--	0.00	0.00	--	--
Office Operations	10,619.00	3,295.86	3,295.86	7,323.14	31.0%
Total Office Allowances		3,295.86	3,295.86		
Operational Resources					
Operational Resources	--	2,218.37	2,218.37	--	--
Total Operational Resources		2,218.37	2,218.37		
Travel & Living Allowances					
House in Session	--	6,900.54	6,900.54	--	--
House Not in Session	--	1,354.28	1,354.28	--	--
Intra & Extra-Constituency Travel	5,575.00	1,045.76	1,045.76	4,529.24	18.8%
Helicopter Travel	--	0.00	0.00	--	--
Total Travel & Living Allowances		9,300.58	9,300.58		
Constituency Allowance					
Constituency Allowance	2,655.00	0.00	0.00	2,655.00	0.0%
Total Constituency Allowance		0.00	0.00		
Total Expenditures					
		14,814.81	14,814.81		

---- End of Report ----



House of Assembly
Newfoundland and Labrador
Member Accountability and Disclosure Report
Expenditures Summarized by Category
01-Apr-14 to 31-Mar-15

MCGRATH, NICK, MHA

Allowance Category	Expenditure Limit for Fiscal Year 2014/15 (Net of HST)	Expenditures Processed 01-Apr-14 to 31-Mar-15 (Net of HST)	Expenditures Year to Date 01-Apr-14 to 31-Mar-15 (Net of HST)	Funds Available (Net of HST)	Percent Expended to Date
Office Allowances					
Office Accommodations	14,400.00	14,400.00	14,400.00	0.00	100.0%
Rental of Short-term Accommodations	--	0.00	0.00	--	--
Office Start-up Costs	703.00	0.00	0.00	703.00	0.0%
Office Operations	10,619.00	6,647.43	6,647.43	3,971.57	62.6%
Total Office Allowances		21,047.43	21,047.43		
Operational Resources					
Operational Resources	--	5,235.27	5,235.27	--	--
Total Operational Resources		5,235.27	5,235.27		
Travel & Living Allowances					
House in Session	--	27,966.57	27,966.57	--	--
House Not in Session	--	7,828.66	7,828.66	--	--
Intra & Extra-Constituency Travel	5,961.00	150.33	150.33	5,810.67	2.5%
Helicopter Travel	--	0.00	0.00	--	--
Total Travel & Living Allowances		35,945.56	35,945.56		
Constituency Allowance					
Constituency Allowance	2,655.00	833.83	833.83	1,821.17	31.4%
Total Constituency Allowance		833.83	833.83		
Total Expenditures					
		63,062.09	63,062.09		

---- End of Report ----



House of Assembly
Newfoundland and Labrador
Member Accountability and Disclosure Report
Expenditures Summarized by Category
01-Apr-14 to 31-Mar-15

MICHAEL, LORRAINE, MHA

Allowance Category	Expenditure Limit for Fiscal Year 2014/15 (Net of HST)	Expenditures Processed 01-Apr-14 to 31-Mar-15 (Net of HST)	Expenditures Year to Date 01-Apr-14 to 31-Mar-15 (Net of HST)	Funds Available (Net of HST)	Percent Expended to Date
Office Allowances					
Office Accommodations	--	0.00	0.00	--	--
Rental of Short-term Accommodations	--	0.00	0.00	--	--
Office Start-up Costs	--	0.00	0.00	--	--
Office Operations	10,619.00	8,107.74	8,107.74	2,511.26	76.4%
Total Office Allowances		8,107.74	8,107.74		
Operational Resources					
Operational Resources	--	2,288.07	2,288.07	--	--
Total Operational Resources		2,288.07	2,288.07		
Travel & Living Allowances					
House in Session	--	0.00	0.00	--	--
House Not in Session	--	0.00	0.00	--	--
Intra & Extra-Constituency Travel	5,310.00	680.35	680.35	4,629.65	12.8%
Helicopter Travel	--	0.00	0.00	--	--
Total Travel & Living Allowances		680.35	680.35		
Constituency Allowance					
Constituency Allowance	2,655.00	1,839.78	1,839.78	815.22	69.3%
Total Constituency Allowance		1,839.78	1,839.78		
Total Expenditures		12,915.94	12,915.94		

---- End of Report ----



House of Assembly
Newfoundland and Labrador
Member Accountability and Disclosure Report
Expenditures Summarized by Category
01-Apr-14 to 31-Mar-15

MITCHELMORE, CHRISTOPHER, MHA

Allowance Category	Expenditure Limit for Fiscal Year 2014/15 (Net of HST)	Expenditures Processed 01-Apr-14 to 31-Mar-15 (Net of HST)	Expenditures Year to Date 01-Apr-14 to 31-Mar-15 (Net of HST)	Funds Available (Net of HST)	Percent Expended to Date
Office Allowances					
Office Accommodations	--	0.00	0.00	--	--
Rental of Short-term Accommodations	--	0.00	0.00	--	--
Office Start-up Costs	18.00	0.00	0.00	18.00	0.0%
Office Operations	10,619.00	10,141.07	10,141.07	477.93	95.5%
Total Office Allowances		10,141.07	10,141.07		
Operational Resources					
Operational Resources	--	5,228.27	5,228.27	--	--
Total Operational Resources		5,228.27	5,228.27		
Travel & Living Allowances					
House in Session	--	28,625.47	28,625.47	--	--
House Not in Session	--	11,118.06	11,118.06	--	--
Intra & Extra-Constituency Travel	9,541.00	9,304.88	9,304.88	236.12	97.5%
Helicopter Travel	--	0.00	0.00	--	--
Total Travel & Living Allowances		49,048.41	49,048.41		
Constituency Allowance					
Constituency Allowance	2,655.00	2,248.13	2,248.13	406.87	84.7%
Total Constituency Allowance		2,248.13	2,248.13		
Total Expenditures					
		66,665.88	66,665.88		

---- End of Report ----



House of Assembly
Newfoundland and Labrador
Member Accountability and Disclosure Report
Expenditures Summarized by Category
01-Apr-14 to 31-Mar-15

MURPHY, GEORGE, MHA

Allowance Category	Expenditure Limit for Fiscal Year 2014/15 (Net of HST)	Expenditures Processed 01-Apr-14 to 31-Mar-15 (Net of HST)	Expenditures Year to Date 01-Apr-14 to 31-Mar-15 (Net of HST)	Funds Available (Net of HST)	Percent Expended to Date
Office Allowances					
Office Accommodations	--	0.00	0.00	--	--
Rental of Short-term Accommodations	--	0.00	0.00	--	--
Office Start-up Costs	92.00	0.00	0.00	92.00	0.0%
Office Operations	10,619.00	9,714.50	9,714.50	904.50	91.5%
Total Office Allowances		9,714.50	9,714.50		
Operational Resources					
Operational Resources	--	2,324.58	2,324.58	--	--
Total Operational Resources		2,324.58	2,324.58		
Travel & Living Allowances					
House in Session	--	0.00	0.00	--	--
House Not in Session	--	0.00	0.00	--	--
Intra & Extra-Constituency Travel	5,310.00	1,301.87	1,301.87	4,008.13	24.5%
Helicopter Travel	--	0.00	0.00	--	--
Total Travel & Living Allowances		1,301.87	1,301.87		
Constituency Allowance					
Constituency Allowance	2,655.00	1,740.72	1,740.72	914.28	65.6%
Total Constituency Allowance		1,740.72	1,740.72		
Total Expenditures					
		15,081.67	15,081.67		

---- End of Report ----



House of Assembly
Newfoundland and Labrador
Member Accountability and Disclosure Report
Expenditures Summarized by Category
01-Apr-14 to 31-Mar-15

O'BRIEN, KEVIN, MHA

Allowance Category	Expenditure Limit for Fiscal Year 2014/15 (Net of HST)	Expenditures Processed 01-Apr-14 to 31-Mar-15 (Net of HST)	Expenditures Year to Date 01-Apr-14 to 31-Mar-15 (Net of HST)	Funds Available (Net of HST)	Percent Expended to Date
Office Allowances					
Office Accommodations	--	0.00	0.00	--	--
Rental of Short-term Accommodations	--	0.00	0.00	--	--
Office Start-up Costs	--	0.00	0.00	--	--
Office Operations	10,619.00	8,238.29	8,238.29	2,380.71	77.6%
Total Office Allowances		8,238.29	8,238.29		
Operational Resources					
Operational Resources	--	6,380.66	6,380.66	--	--
Total Operational Resources		6,380.66	6,380.66		
Travel & Living Allowances					
House in Session	--	24,082.73	24,082.73	--	--
House Not in Session	--	1,073.17	1,073.17	--	--
Intra & Extra-Constituency Travel	6,814.00	3,727.88	3,727.88	3,086.12	54.7%
Helicopter Travel	--	0.00	0.00	--	--
Total Travel & Living Allowances		28,883.78	28,883.78		
Constituency Allowance					
Constituency Allowance	2,655.00	885.53	885.53	1,769.47	33.4%
Total Constituency Allowance		885.53	885.53		
Total Expenditures					
		44,388.26	44,388.26		

---- End of Report ----



House of Assembly
Newfoundland and Labrador
Member Accountability and Disclosure Report
Expenditures Summarized by Category
01-Apr-14 to 31-Mar-15

OSBORNE, TOM, MHA

Allowance Category	Expenditure Limit for Fiscal Year 2014/15 (Net of HST)	Expenditures Processed 01-Apr-14 to 31-Mar-15 (Net of HST)	Expenditures Year to Date 01-Apr-14 to 31-Mar-15 (Net of HST)	Funds Available (Net of HST)	Percent Expended to Date
Office Allowances					
Office Accommodations	--	0.00	0.00	--	--
Rental of Short-term Accommodations	--	0.00	0.00	--	--
Office Start-up Costs	--	0.00	0.00	--	--
Office Operations	10,619.00	5,602.30	5,602.30	5,016.70	52.8%
Total Office Allowances		5,602.30	5,602.30		
Operational Resources					
Operational Resources	--	3,967.95	3,967.95	--	--
Total Operational Resources		3,967.95	3,967.95		
Travel & Living Allowances					
House in Session	--	0.00	0.00	--	--
House Not in Session	--	0.00	0.00	--	--
Intra & Extra-Constituency Travel	5,310.00	53.57	53.57	5,256.43	1.0%
Helicopter Travel	--	0.00	0.00	--	--
Total Travel & Living Allowances		53.57	53.57		
Constituency Allowance					
Constituency Allowance	2,655.00	1,151.12	1,151.12	1,503.88	43.4%
Total Constituency Allowance		1,151.12	1,151.12		
Total Expenditures		10,774.94	10,774.94		

---- End of Report ----



House of Assembly
Newfoundland and Labrador
Member Accountability and Disclosure Report
Expenditures Summarized by Category
01-Apr-14 to 31-Mar-15

PARSONS, ANDREW, MHA

Allowance Category	Expenditure Limit for Fiscal Year 2014/15 (Net of HST)	Expenditures Processed 01-Apr-14 to 31-Mar-15 (Net of HST)	Expenditures Year to Date 01-Apr-14 to 31-Mar-15 (Net of HST)	Funds Available (Net of HST)	Percent Expended to Date
Office Allowances					
Office Accommodations	12,000.00	12,000.00	12,000.00	0.00	100.0%
Rental of Short-term Accommodations	--	0.00	0.00	--	--
Office Start-up Costs	813.00	0.00	0.00	813.00	0.0%
Office Operations	10,619.00	10,259.55	10,259.55	359.45	96.6%
Total Office Allowances		22,259.55	22,259.55		
Operational Resources					
Operational Resources	--	6,937.46	6,937.46	--	--
Total Operational Resources		6,937.46	6,937.46		
Travel & Living Allowances					
House in Session	--	27,873.75	27,873.75	--	--
House Not in Session	--	16,716.36	16,716.36	--	--
Intra & Extra-Constituency Travel	10,000.00	7,416.24	7,416.24	2,583.76	74.2%
Helicopter Travel	18,584.00	0.00	0.00	18,584.00	0.0%
Total Travel & Living Allowances		52,006.35	52,006.35		
Constituency Allowance					
Constituency Allowance	2,655.00	2,200.00	2,200.00	455.00	82.9%
Total Constituency Allowance		2,200.00	2,200.00		
Total Expenditures		83,403.36	83,403.36		

---- End of Report ----



House of Assembly
Newfoundland and Labrador
Member Accountability and Disclosure Report
Expenditures Summarized by Category
01-Apr-14 to 31-Mar-15

PARSONS, KEVIN, MHA

Allowance Category	Expenditure Limit for Fiscal Year 2014/15 (Net of HST)	Expenditures Processed 01-Apr-14 to 31-Mar-15 (Net of HST)	Expenditures Year to Date 01-Apr-14 to 31-Mar-15 (Net of HST)	Funds Available (Net of HST)	Percent Expended to Date
Office Allowances					
Office Accommodations	--	0.00	0.00	--	--
Rental of Short-term Accommodations	--	0.00	0.00	--	--
Office Start-up Costs	--	0.00	0.00	--	--
Office Operations	10,619.00	7,666.64	7,666.64	2,952.36	72.2%
Total Office Allowances		7,666.64	7,666.64		
Operational Resources					
Operational Resources	--	3,755.36	3,755.36	--	--
Total Operational Resources		3,755.36	3,755.36		
Travel & Living Allowances					
House in Session	--	0.00	0.00	--	--
House Not in Session	--	0.00	0.00	--	--
Intra & Extra-Constituency Travel	6,372.00	642.95	642.95	5,729.05	10.1%
Helicopter Travel	--	0.00	0.00	--	--
Total Travel & Living Allowances		642.95	642.95		
Constituency Allowance					
Constituency Allowance	2,655.00	1,097.11	1,097.11	1,557.89	41.3%
Total Constituency Allowance		1,097.11	1,097.11		
Total Expenditures		13,162.06	13,162.06		

---- End of Report ----



House of Assembly
Newfoundland and Labrador
Member Accountability and Disclosure Report
Expenditures Summarized by Category
01-Apr-14 to 31-Mar-15

PEACH, CALVIN, MHA

Allowance Category	Expenditure Limit for Fiscal Year 2014/15 (Net of HST)	Expenditures Processed 01-Apr-14 to 31-Mar-15 (Net of HST)	Expenditures Year to Date 01-Apr-14 to 31-Mar-15 (Net of HST)	Funds Available (Net of HST)	Percent Expended to Date
Office Allowances					
Office Accommodations	--	0.00	0.00	--	--
Rental of Short-term Accommodations	--	0.00	0.00	--	--
Office Start-up Costs	--	0.00	0.00	--	--
Office Operations	10,619.00	9,701.74	9,701.74	917.26	91.4%
Total Office Allowances		9,701.74	9,701.74		
Operational Resources					
Operational Resources	--	3,194.06	3,194.06	--	--
Total Operational Resources		3,194.06	3,194.06		
Travel & Living Allowances					
House in Session	--	9,378.22	9,378.22	--	--
House Not in Session	--	2,695.72	2,695.72	--	--
Intra & Extra-Constituency Travel	11,593.00	8,686.90	8,686.90	2,906.10	74.9%
Helicopter Travel	--	0.00	0.00	--	--
Total Travel & Living Allowances		20,760.84	20,760.84		
Constituency Allowance					
Constituency Allowance	2,655.00	1,504.48	1,504.48	1,150.52	56.7%
Total Constituency Allowance		1,504.48	1,504.48		
Total Expenditures					
		35,161.12	35,161.12		

---- End of Report ----



House of Assembly
Newfoundland and Labrador
Member Accountability and Disclosure Report
Expenditures Summarized by Category
01-Apr-14 to 31-Mar-15

PERRY, TRACEY, MHA

Allowance Category	Expenditure Limit for Fiscal Year 2014/15 (Net of HST)	Expenditures Processed 01-Apr-14 to 31-Mar-15 (Net of HST)	Expenditures Year to Date 01-Apr-14 to 31-Mar-15 (Net of HST)	Funds Available (Net of HST)	Percent Expended to Date
Office Allowances					
Office Accommodations	9,492.00	9,492.00	9,492.00	0.00	100.0%
Rental of Short-term Accommodations	--	0.00	0.00	--	--
Office Start-up Costs	--	0.00	0.00	--	--
Office Operations	10,619.00	10,225.00	10,225.00	394.00	96.3%
Total Office Allowances		19,717.00	19,717.00		
Operational Resources					
Operational Resources	--	5,725.17	5,725.17	--	--
Total Operational Resources		5,725.17	5,725.17		
Travel & Living Allowances					
House in Session	--	24,048.48	24,048.48	--	--
House Not in Session	--	6,780.57	6,780.57	--	--
Intra & Extra-Constituency Travel	14,425.00	6,133.63	6,133.63	8,291.37	42.5%
Helicopter Travel	21,770.00	2,642.55	2,642.55	19,127.45	12.1%
Total Travel & Living Allowances		39,605.23	39,605.23		
Constituency Allowance					
Constituency Allowance	2,655.00	1,085.07	1,085.07	1,569.93	40.9%
Total Constituency Allowance		1,085.07	1,085.07		
Total Expenditures		66,132.47	66,132.47		

---- End of Report ----



House of Assembly
Newfoundland and Labrador
Member Accountability and Disclosure Report
Expenditures Summarized by Category
01-Apr-14 to 31-Mar-15

POLLARD, KEVIN, MHA

Allowance Category	Expenditure Limit for Fiscal Year 2014/15 (Net of HST)	Expenditures Processed 01-Apr-14 to 31-Mar-15 (Net of HST)	Expenditures Year to Date 01-Apr-14 to 31-Mar-15 (Net of HST)	Funds Available (Net of HST)	Percent Expended to Date
Office Allowances					
Office Accommodations	12,000.00	12,000.00	12,000.00	0.00	100.0%
Rental of Short-term Accommodations	--	0.00	0.00	--	--
Office Start-up Costs	--	0.00	0.00	--	--
Office Operations	10,619.00	10,619.00	10,619.00	0.00	100.0%
Total Office Allowances		22,619.00	22,619.00		
Operational Resources					
Operational Resources	--	4,804.73	4,804.73	--	--
Total Operational Resources		4,804.73	4,804.73		
Travel & Living Allowances					
House in Session	--	27,635.47	27,635.47	--	--
House Not in Session	--	3,650.61	3,650.61	--	--
Intra & Extra-Constituency Travel	10,487.00	8,231.22	8,231.22	2,255.78	78.5%
Helicopter Travel	--	0.00	0.00	--	--
Total Travel & Living Allowances		39,517.30	39,517.30		
Constituency Allowance					
Constituency Allowance	2,655.00	1,002.65	1,002.65	1,652.35	37.8%
Total Constituency Allowance		1,002.65	1,002.65		
Total Expenditures					
		67,943.68	67,943.68		

---- End of Report ----



House of Assembly
Newfoundland and Labrador
Member Accountability and Disclosure Report
Expenditures Summarized by Category
01-Apr-14 to 31-Mar-15

ROGERS, GERRY, MHA

Allowance Category	Expenditure Limit for Fiscal Year 2014/15 (Net of HST)	Expenditures Processed 01-Apr-14 to 31-Mar-15 (Net of HST)	Expenditures Year to Date 01-Apr-14 to 31-Mar-15 (Net of HST)	Funds Available (Net of HST)	Percent Expended to Date
Office Allowances					
Office Accommodations	--	0.00	0.00	--	--
Rental of Short-term Accommodations	--	0.00	0.00	--	--
Office Start-up Costs	--	0.00	0.00	--	--
Office Operations	10,619.00	10,265.17	10,265.17	353.83	96.7%
Total Office Allowances		10,265.17	10,265.17		
Operational Resources					
Operational Resources	--	4,156.60	4,156.60	--	--
Total Operational Resources		4,156.60	4,156.60		
Travel & Living Allowances					
House in Session	--	0.00	0.00	--	--
House Not in Session	--	0.00	0.00	--	--
Intra & Extra-Constituency Travel	5,310.00	231.46	231.46	5,078.54	4.4%
Helicopter Travel	--	0.00	0.00	--	--
Total Travel & Living Allowances		231.46	231.46		
Constituency Allowance					
Constituency Allowance	2,655.00	2,655.00	2,655.00	0.00	100.0%
Total Constituency Allowance		2,655.00	2,655.00		
Total Expenditures		17,308.23	17,308.23		

---- End of Report ----



House of Assembly
Newfoundland and Labrador
Member Accountability and Disclosure Report
Expenditures Summarized by Category
01-Apr-14 to 31-Mar-15

RUSSELL, KEITH, MHA

Allowance Category	Expenditure Limit for Fiscal Year 2014/15 (Net of HST)	Expenditures Processed 01-Apr-14 to 31-Mar-15 (Net of HST)	Expenditures Year to Date 01-Apr-14 to 31-Mar-15 (Net of HST)	Funds Available (Net of HST)	Percent Expended to Date
Office Allowances					
Office Accommodations	--	0.00	0.00	--	--
Rental of Short-term Accommodations	--	0.00	0.00	--	--
Office Start-up Costs	679.00	0.00	0.00	679.00	0.0%
Office Operations	10,619.00	9,767.52	9,767.52	851.48	92.0%
Total Office Allowances		9,767.52	9,767.52		
Operational Resources					
Operational Resources	--	3,654.16	3,654.16	--	--
Total Operational Resources		3,654.16	3,654.16		
Travel & Living Allowances					
House in Session	--	27,079.02	27,079.02	--	--
House Not in Session	--	1,520.27	1,520.27	--	--
Intra & Extra-Constituency Travel	7,080.00	3,382.38	3,382.38	3,697.62	47.8%
Helicopter Travel	--	0.00	0.00	--	--
Total Travel & Living Allowances		31,981.67	31,981.67		
Constituency Allowance					
Constituency Allowance	2,655.00	1,233.50	1,233.50	1,421.50	46.5%
Total Constituency Allowance		1,233.50	1,233.50		
Total Expenditures					
		46,636.85	46,636.85		

---- End of Report ----



House of Assembly
Newfoundland and Labrador
Member Accountability and Disclosure Report
Expenditures Summarized by Category
01-Apr-14 to 31-Mar-15

SHEA, JOAN, MHA

Allowance Category	Expenditure Limit for Fiscal Year 2014/15 (Net of HST)	Expenditures Processed 01-Apr-14 to 31-Mar-15 (Net of HST)	Expenditures Year to Date 01-Apr-14 to 31-Mar-15 (Net of HST)	Funds Available (Net of HST)	Percent Expended to Date
Office Allowances					
Office Accommodations	--	0.00	0.00	--	--
Rental of Short-term Accommodations	--	0.00	0.00	--	--
Office Start-up Costs	--	0.00	0.00	--	--
Office Operations	10,619.00	492.94	492.94	10,126.06	4.6%
Total Office Allowances		492.94	492.94		
Operational Resources					
Operational Resources	--	2,160.23	2,160.23	--	--
Total Operational Resources		2,160.23	2,160.23		
Travel & Living Allowances					
House in Session	--	9,142.06	9,142.06	--	--
House Not in Session	--	0.00	0.00	--	--
Intra & Extra-Constituency Travel	6,814.00	1,207.64	1,207.64	5,606.36	17.7%
Helicopter Travel	--	0.00	0.00	--	--
Total Travel & Living Allowances		10,349.70	10,349.70		
Constituency Allowance					
Constituency Allowance	2,655.00	0.00	0.00	2,655.00	0.0%
Total Constituency Allowance		0.00	0.00		
Total Expenditures					
		13,002.87	13,002.87		

---- End of Report ----



House of Assembly
Newfoundland and Labrador
Member Accountability and Disclosure Report
Expenditures Summarized by Category
01-Apr-14 to 31-Mar-15

SLADE, SAM, MHA

Allowance Category	Expenditure Limit for Fiscal Year 2014/15 (Net of HST)	Expenditures Processed 01-Apr-14 to 31-Mar-15 (Net of HST)	Expenditures Year to Date 01-Apr-14 to 31-Mar-15 (Net of HST)	Funds Available (Net of HST)	Percent Expended to Date
Office Allowances					
Office Accommodations	14,900.00	14,900.04	14,900.04		100.0%
Rental of Short-term Accommodations	--	0.00	0.00	--	--
Office Start-up Costs	586.00	247.03	247.03	338.97	42.2%
Office Operations	10,619.00	8,488.35	8,488.35	2,130.65	79.9%
Total Office Allowances		23,635.42	23,635.42		
Operational Resources					
Operational Resources	--	6,701.22	6,701.22	--	--
Total Operational Resources		6,701.22	6,701.22		
Travel & Living Allowances					
House in Session	--	6,106.49	6,106.49	--	--
House Not in Session	--	2,182.88	2,182.88	--	--
Intra & Extra-Constituency Travel	6,814.00	3,545.03	3,545.03	3,268.97	52.0%
Helicopter Travel	--	0.00	0.00	--	--
Total Travel & Living Allowances		11,834.40	11,834.40		
Constituency Allowance					
Constituency Allowance	2,655.00	1,540.06	1,540.06	1,114.94	58.0%
Total Constituency Allowance		1,540.06	1,540.06		
Total Expenditures					
		43,711.10	43,711.10		

---- End of Report ----



House of Assembly
Newfoundland and Labrador
Member Accountability and Disclosure Report
Expenditures Summarized by Category
01-Apr-14 to 31-Mar-15

SULLIVAN, SUSAN, MHA

Allowance Category	Expenditure Limit for Fiscal Year 2014/15 (Net of HST)	Expenditures Processed 01-Apr-14 to 31-Mar-15 (Net of HST)	Expenditures Year to Date 01-Apr-14 to 31-Mar-15 (Net of HST)	Funds Available (Net of HST)	Percent Expended to Date
Office Allowances					
Office Accommodations	7,488.00	7,488.00	7,488.00	0.00	100.0%
Rental of Short-term Accommodations	--	0.00	0.00	--	--
Office Start-up Costs	--	0.00	0.00	--	--
Office Operations	10,619.00	10,361.17	10,361.17	257.83	97.6%
Total Office Allowances		17,849.17	17,849.17		
Operational Resources					
Operational Resources	--	5,393.52	5,393.52	--	--
Total Operational Resources		5,393.52	5,393.52		
Travel & Living Allowances					
House in Session	--	21,821.02	21,821.02	--	--
House Not in Session	--	692.90	692.90	--	--
Intra & Extra-Constituency Travel	8,053.00	2,877.63	2,877.63	5,175.37	35.7%
Helicopter Travel	--	0.00	0.00	--	--
Total Travel & Living Allowances		25,391.55	25,391.55		
Constituency Allowance					
Constituency Allowance	2,655.00	192.10	192.10	2,462.90	7.2%
Total Constituency Allowance		192.10	192.10		
Total Expenditures					
		48,826.34	48,826.34		

---- End of Report ----



House of Assembly
Newfoundland and Labrador
Member Accountability and Disclosure Report
Expenditures Summarized by Category
01-Apr-14 to 31-Mar-15

VERGE, WADE, MHA

Allowance Category	Expenditure Limit for Fiscal Year 2014/15 (Net of HST)	Expenditures Processed 01-Apr-14 to 31-Mar-15 (Net of HST)	Expenditures Year to Date 01-Apr-14 to 31-Mar-15 (Net of HST)	Funds Available (Net of HST)	Percent Expended to Date
Office Allowances					
Office Accommodations	--	0.00	0.00	--	--
Rental of Short-term Accommodations	--	0.00	0.00	--	--
Office Start-up Costs	--	0.00	0.00	--	--
Office Operations	10,619.00	7,042.55	7,042.55	3,576.45	66.3%
Total Office Allowances		7,042.55	7,042.55		
Operational Resources					
Operational Resources	--	8,140.84	8,140.84	--	--
Total Operational Resources		8,140.84	8,140.84		
Travel & Living Allowances					
House in Session	--	16,013.32	16,013.32	--	--
House Not in Session	--	2,553.58	2,553.58	--	--
Intra & Extra-Constituency Travel	8,142.00	5,902.04	5,902.04	2,239.96	72.5%
Helicopter Travel	--	0.00	0.00	--	--
Total Travel & Living Allowances		24,468.94	24,468.94		
Constituency Allowance					
Constituency Allowance	2,655.00	1,862.51	1,862.51	792.49	70.2%
Total Constituency Allowance		1,862.51	1,862.51		
Total Expenditures					
		41,514.84	41,514.84		

---- End of Report ----



House of Assembly
Newfoundland and Labrador
Member Accountability and Disclosure Report
Expenditures Summarized by Category
01-Apr-14 to 31-Mar-15

WISEMAN, ROSS, MHA

Allowance Category	Expenditure Limit for Fiscal Year 2014/15 (Net of HST)	Expenditures Processed 01-Apr-14 to 31-Mar-15 (Net of HST)	Expenditures Year to Date 01-Apr-14 to 31-Mar-15 (Net of HST)	Funds Available (Net of HST)	Percent Expended to Date
Office Allowances					
Office Accommodations	18,080.00	18,080.04	18,080.04		100.0%
Rental of Short-term Accommodations	--	0.00	0.00	--	--
Office Start-up Costs	--	0.00	0.00	--	--
Office Operations	10,619.00	7,897.70	7,897.70	2,721.30	74.4%
Total Office Allowances		25,977.74	25,977.74		
Operational Resources					
Operational Resources	--	5,613.74	5,613.74	--	--
Total Operational Resources		5,613.74	5,613.74		
Travel & Living Allowances					
House in Session	--	1,532.12	1,532.12	--	--
House Not in Session	--	5,529.24	5,529.24	--	--
Intra & Extra-Constituency Travel	7,257.00	4,791.71	4,791.71	2,465.29	66.0%
Helicopter Travel	--	0.00	0.00	--	--
Total Travel & Living Allowances		11,853.07	11,853.07		
Constituency Allowance					
Constituency Allowance	2,655.00	885.30	885.30	1,769.70	33.3%
Total Constituency Allowance		885.30	885.30		
Total Expenditures					
		44,329.85	44,329.85		

---- End of Report ----

**House of Assembly Management Commission
Briefing Note**

Title: Financial Reports - April 1, 2015 to June 30, 2015

Issue: Review of:

- 1. Financial Performance of the Legislature; and**
- 2. Approved Allocations and Actual Expenditures of Members of the House of Assembly.**

Background:

- Paragraph 20(5)(a) of the *House of Assembly Accountability, Integrity and Administration Act* (the Act) states that the House of Assembly Management Commission shall “regularly, and at least quarterly, review the financial performance of the House of Assembly as well as the actual expenditures of members compared with approved allocations.”
- The details of the financial performance of the Legislature (excluding the Office of the Auditor General) are included in the attached Statement of Revenue and Expenditure for the three-month period ended June 30, 2015. The reports show the actual expenditures and revenues for the fiscal year. All known savings or overruns over budgeted amounts are identified in the report and explanations are provided for significant amounts.
- The details of the financial performance of the Office of the Auditor General are shown on a separate Statement of Revenue and Expenditure for the three-month period ended June 30, 2015. The reports show the actual expenditures and revenues for the fiscal year. All known savings or overruns over budgeted amounts are identified in the report and explanations are provided for any significant amounts.
- The actual expenditures compared with the approved allocations for each Member are included in the Members’ Expenditures Summarized by Category reports for the period April 1, 2015 to June 30, 2015. The Reports include the expenditures for June in the columns entitled “Expenditures Processed 01-Jun-15 to 30-Jun-15 (Net of HST)” and the expenditures for the first quarter of the year in the column entitled “Expenditures Year to Date 01-Apr-15 to 30-Jun-15 (Net of HST)”.

Analysis:

Legal Consultation:
Not applicable

Internal Consultation(s):

Not applicable

External Consultation(s):

Not applicable

Comparison to Government Policy:

Not applicable

Financial Impact:

Not applicable

Legislative Impact:

Not applicable

Options:

Not applicable

Status:

Not applicable

Action Required:

For review purposes

Drafted by: Jennifer Bragg

Approved by: Sandra Barnes

Date: September 9, 2015

Attachments:

1. Statement of Revenue and Expenditure – Legislature (excluding the Office of the Auditor General)
2. Statement of Revenue and Expenditure – Office of the Auditor General
3. Member Accountability and Disclosure Reports



LEGISLATURE (excluding The Office of the Auditor General)
STATEMENT OF REVENUE AND EXPENDITURE
For the Period 1 April 2015 to 30 June 2015
Unaudited

	Original Estimates	Operating Budget	Expenditures Plus Encumbrances & Revenues	Projected Total Expenditures & Revenue	Projected Savings (Over- runs) from Original Budget	Projected Savings (Over- runs) from Operating Budget
1.1.01. ADMINISTRATIVE SUPPORT						
01. Salaries	1,932,200	1,932,200	461,949	1,956,600	(24,400) ¹	(24,400)
Operating Accounts:						
<i>Employee Benefits</i>	4,500	4,500	1,239	4,500	-	-
<i>Transportation and Communications</i>	72,500	72,500	17,419	72,500	-	-
<i>Supplies</i>	36,200	36,200	4,205	36,200	-	-
<i>Professional Services</i>	71,100	71,100	46,800	71,100	-	-
<i>Purchased Services</i>	62,000	62,000	10,066	62,000	-	-
<i>Property, Furnishings and Equipment</i>	92,500	92,500	11,245	92,500	-	-
02. Operating Accounts	338,800	338,800	90,974	338,800	-	-
	2,271,000	2,271,000	552,923	2,295,400	(24,400)	(24,400)
02. Revenue - Provincial	-	-	(142)	(200)	200	200
Total: Administrative Support	2,271,000	2,271,000	552,781	2,295,200	(24,200)	(24,200)

1. Projected overrun due to unbudgeted costs of severance payment and paid leave costs.



LEGISLATURE (excluding The Office of the Auditor General)
STATEMENT OF REVENUE AND EXPENDITURE
For the Period 1 April 2015 to 30 June 2015
Unaudited

	Original Estimates	Operating Budget	Expenditures Plus Encumbrances & Revenues	Projected Total Expenditures & Revenue	Projected Savings (Over- runs) from Original Budget	Projected Savings (Over- runs) from Operating Budget
1.1.02. LEGISLATIVE LIBRARY AND RECORDS MANAGEMENT						
01. Salaries	654,700	654,700	145,042	654,700	-	-
Operating Accounts:						
<i>Employee Benefits</i>	900	900	-	900	-	-
<i>Transportation and Communications</i>	10,200	10,200	-	10,200	-	-
<i>Supplies</i>	47,000	47,000	7,241	47,000	-	-
<i>Purchased Services</i>	8,500	8,500	783	8,500	-	-
02. Operating Accounts	66,600	66,600	8,024	66,600	-	-
Total: Legislative Library and Records Management	721,300	721,300	153,066	721,300	-	-



LEGISLATURE (excluding The Office of the Auditor General)
STATEMENT OF REVENUE AND EXPENDITURE
For the Period 1 April 2015 to 30 June 2015
Unaudited

	Original Estimates	Operating Budget	Expenditures Plus Encumbrances & Revenues	Projected Total Expenditures & Revenue	Projected Savings (Over- runs) from Original Budget	Projected Savings (Over- runs) from Operating Budget
1.1.03. HANSARD AND THE BROADCAST CENTRE						
01. Salaries	638,600	638,600	141,328	638,600	-	-
Operating Accounts:				-		
<i>Employee Benefits</i>	600	700	400	700	(100)	-
<i>Transportation and Communications</i>	6,100	6,000	378	6,000	100	-
<i>Supplies</i>	7,900	7,900	801	7,900	-	-
<i>Purchased Services</i>	263,700	263,700	244,070	263,700	-	-
<i>Property, Furnishings and Equipment</i>	10,000	10,000	1,479	10,000	-	-
02. Operating Accounts	288,300	288,300	247,128	288,300	-	-
Total: Hansard and the Broadcast Centre	926,900	926,900	388,456	926,900	-	-



LEGISLATURE (excluding The Office of the Auditor General)
STATEMENT OF REVENUE AND EXPENDITURE
For the Period 1 April 2015 to 30 June 2015
Unaudited

	Original Estimates	Operating Budget	Expenditures Plus Encumbrances & Revenues	Projected Total Expenditures & Revenue	Projected Savings (Over- runs) from Original Budget	Projected Savings (Over- runs) from Operating Budget
1.1.04. MEMBERS' RESOURCES						
01. Salaries	6,660,300	6,660,300	1,423,594	6,660,300	-	-
Operating Accounts:				-		
<i>Transportation and Communications</i>	33,000	33,000	41	33,000	-	-
<i>Purchased Services</i>	41,100	41,100	330	41,100	-	-
02. Operating Accounts	74,100	74,100	371	74,100	-	-
09. Allowances and Assistance	2,365,600	2,365,600	741,540	2,365,600	-	-
10. Grants and Subsidies		-	-	-	-	-
	9,100,000	9,100,000	2,165,505	9,100,000	-	-
02. Revenue - Provincial	-	-	(8,947)	(35,800)	35,800	35,800
Total: Members' Resources	9,100,000	9,100,000	2,156,558	9,064,200	35,800	35,800

1. Revenues mainly related to repayment of excess constituency allowance.



LEGISLATURE (excluding The Office of the Auditor General)
STATEMENT OF REVENUE AND EXPENDITURE
For the Period 1 April 2015 to 30 June 2015
Unaudited

	Original Estimates	Operating Budget	Expenditures Plus Encumbrances & Revenues	Projected Total Expenditures & Revenue	Projected Savings (Over- runs) from Original Budget	Projected Savings (Over- runs) from Operating Budget
1.1.05. HOUSE OPERATIONS						
01. Salaries	322,100	322,100	58,546	334,300	(12,200) ¹	(12,200)
Operating Accounts:						
<i>Employee Benefits</i>	5,900	5,900	2,250	5,900	-	-
<i>Transportation and Communications</i>	125,700	125,700	-	125,700	-	-
<i>Supplies</i>	14,500	14,500	4,688	14,500	-	-
<i>Professional Services</i>	3,900	3,900	5,740	3,900	-	-
<i>Purchased Services</i>	47,500	47,500	8,914	47,500	-	-
<i>Property, Furnishings and Equipment</i>	1,700	1,700	-	1,700	-	-
02. Operating Accounts	199,200	199,200	21,592	199,200	-	-
10. Grants and Subsidies	18,400	18,400	463	18,400	-	-
	539,700	539,700	80,601	551,900	(12,200)	(12,200)
02. Revenue - Provincial					-	-
Total: House Operations	539,700	539,700	80,601	551,900	(12,200)	(12,200)

1. Projected overrun due to unbudgeted costs of severance payment and paid leave costs.



LEGISLATURE (excluding The Office of the Auditor General)
STATEMENT OF REVENUE AND EXPENDITURE
For the Period 1 April 2015 to 30 June 2015
Unaudited

	Original Estimates	Operating Budget	Expenditures Plus Encumbrances & Revenues	Projected Total Expenditures & Revenue	Projected Savings (Over- runs) from Original Budget	Projected Savings (Over- runs) from Operating Budget
1.1.06. GOVERNMENT MEMBERS CAUCUS						
01. Salaries	571,400	571,400	142,259	571,400	-	-
Operating Accounts:				-		
<i>Employee Benefits</i>	1,300	1,300	-	1,300	-	-
<i>Transportation and Communications</i>	23,400	23,400	3,937	23,400	-	-
<i>Supplies</i>	11,200	11,200	3,893	11,200	-	-
<i>Purchased Services</i>	9,300	9,300	2,850	9,300	-	-
<i>Property, Furnishings and Equipment</i>	2,500	2,500	500	2,500	-	-
02. Operating Accounts	47,700	47,700	11,180	47,700	-	-
10. Grants and Subsidies	38,900	38,900	12,953	38,900	-	-
Total: Government Members Caucus	658,000	658,000	166,392	658,000	-	-



LEGISLATURE (excluding The Office of the Auditor General)
STATEMENT OF REVENUE AND EXPENDITURE
For the Period 1 April 2015 to 30 June 2015
Unaudited

	Original Estimates	Operating Budget	Expenditures Plus Encumbrances & Revenues	Projected Total Expenditures & Revenue	Projected Savings (Over- runs) from Original Budget	Projected Savings (Over- runs) from Operating Budget
1.1.07. OFFICIAL OPPOSITION CAUCUS						
01. Salaries	1,187,900	1,187,900	308,438	1,229,200	(41,300)	(41,300)
Operating Accounts:				-		
<i>Employee Benefits</i>	2,900	2,900	521	2,900	-	-
<i>Transportation and Communications</i>	72,800	72,800	11,822	72,800	-	-
<i>Supplies</i>	20,800	20,800	7,565	20,800	-	-
<i>Purchased Services</i>	18,700	18,700	6,962	18,700	-	-
<i>Property, Furnishings and Equipment</i>	5,400	5,400	-	5,400	-	-
02. Operating Accounts	120,600	120,600	26,870	120,600	-	-
10. Grants and Subsidies	22,300	22,300	7,402	22,300	-	-
Total: Official Opposition Caucus	1,330,800	1,330,800	342,710	1,372,100	(41,300)	(41,300)

1. Projected overrun due to unbudgeted costs of severance payments and paid leave costs.



LEGISLATURE (excluding The Office of the Auditor General)
STATEMENT OF REVENUE AND EXPENDITURE
For the Period 1 April 2015 to 30 June 2015
Unaudited

	Original Estimates	Operating Budget	Expenditures Plus Encumbrances & Revenues	Projected Total Expenditures & Revenue	Projected Savings (Over- runs) from Original Budget		Projected Savings (Over- runs) from Operating Budget
1.1.08. THIRD PARTY CAUCUS							
01. Salaries	424,100	424,100	81,282	426,400	(2,300)	1	(2,300)
Operating Accounts:				-			
<i>Employee Benefits</i>	1,000	1,000	-	1,000	-		-
<i>Transportation and Communications</i>	24,400	24,400	2,191	24,400	-		-
<i>Supplies</i>	9,300	9,300	1,909	9,300	-		-
<i>Purchased Services</i>	9,400	9,400	1,067	9,400	-		-
<i>Property, Furnishings and Equipment</i>	1,900	1,900	-	1,900	-		-
02. Operating Accounts	46,000	46,000	5,167	46,000	-		-
10. Grants and Subsidies	11,200	11,200	3,701	11,200	-		-
Total: Third Party Caucus	481,300	481,300	90,150	483,600	(2,300)		(2,300)
1. Projected overrun due to unbudgeted paid leave costs.							
TOTAL HOUSE OF ASSEMBLY	16,029,000	16,029,000	3,930,714	16,073,200	(44,200)		(44,200)



LEGISLATURE (excluding The Office of the Auditor General)
STATEMENT OF REVENUE AND EXPENDITURE
For the Period 1 April 2015 to 30 June 2015
Unaudited

	Original Estimates	Operating Budget	Expenditures Plus Encumbrances & Revenues	Projected Total Expenditures & Revenue	Projected Savings (Over- runs) from Original Budget	Projected Savings (Over- runs) from Operating Budget
3.1.01. OFFICE OF THE CHIEF ELECTORAL OFFICER						
01. Salaries	4,195,100	4,195,100	254,430	4,195,100	-	-
Operating Accounts:						
<i>Employee Benefits</i>	4,500	4,500	-	4,500	-	-
<i>Transportation and Communications</i>	780,400	780,400	12,503	780,400	-	-
<i>Supplies</i>	76,300	76,300	8,859	76,300	-	-
<i>Professional Services</i>	58,000	58,000	-	58,000	-	-
<i>Purchased Services</i>	958,800	958,800	209,153	958,800	-	-
<i>Property, Furnishings and Equipment</i>	27,600	27,600	4,607	27,600	-	-
02. Operating Accounts	1,905,600	1,905,600	235,122	1,905,600	-	-
10. Grants and Subsidies	538,100	538,100	31,771	538,100	-	-
	6,638,800	6,638,800	521,323	6,638,800	-	-
02. Revenue - Provincial	-	-	(16)	(100)	100	100
Total: Office of the Chief Electoral Officer	6,638,800	6,638,800	521,307	6,638,700	100	100



LEGISLATURE (excluding The Office of the Auditor General)
STATEMENT OF REVENUE AND EXPENDITURE
For the Period 1 April 2015 to 30 June 2015
Unaudited

	Original Estimates	Operating Budget	Expenditures Plus Encumbrances & Revenues	Projected Total Expenditures & Revenue	Projected Savings (Over- runs) from Original Budget	Projected Savings (Over- runs) from Operating Budget
4.1.01. OFFICE OF THE CITIZENS' REPRESENTATIVE						
01. Salaries	672,200	672,200	143,107	672,200	-	-
Operating Accounts:						
<i>Employee Benefits</i>	8,000	8,000	2,364	8,000	-	-
<i>Transportation and Communications</i>	39,800	39,800	3,409	39,800	-	-
<i>Supplies</i>	10,000	10,000	718	10,000	-	-
<i>Professional Services</i>	15,000	15,000	-	15,000	-	-
<i>Purchased Services</i>	82,400	82,400	58,698	82,400	-	-
<i>Property, Furnishings and Equipment</i>	5,000	5,000	-	5,000	-	-
02. Operating Accounts	160,200	160,200	65,189	160,200	-	-
Total: Office of the Citizens' Representative	832,400	832,400	208,296	832,400	-	-



LEGISLATURE (excluding The Office of the Auditor General)
STATEMENT OF REVENUE AND EXPENDITURE
For the Period 1 April 2015 to 30 June 2015
Unaudited

	Original Estimates	Operating Budget	Expenditures Plus Encumbrances & Revenues	Projected Total Expenditures & Revenue	Projected Savings (Over- runs) from Original Budget	Projected Savings (Over- runs) from Operating Budget
5.1.01. OFFICE OF THE CHILD AND YOUTH ADVOCATE						
01. Salaries	1,147,800	1,147,800	255,401	1,147,800	-	-
Operating Accounts:						
<i>Employee Benefits</i>	3,500	4,000	4,000	4,000	(500)	-
<i>Transportation and Communications</i>	60,400	59,900	5,175	59,900	500	-
<i>Supplies</i>	6,000	6,000	1,811	6,000	-	-
<i>Professional Services</i>	20,000	20,000	-	20,000	-	-
<i>Purchased Services</i>	165,900	165,900	123,422	165,900	-	-
<i>Property, Furnishings and Equipment</i>	4,000	4,000	505	4,000	-	-
02. Operating Accounts	259,800	259,800	134,913	259,800	-	-
Total: Office of the Child and Youth Advocate	1,407,600	1,407,600	390,314	1,407,600	-	-



LEGISLATURE (excluding The Office of the Auditor General)
STATEMENT OF REVENUE AND EXPENDITURE
For the Period 1 April 2015 to 30 June 2015
Unaudited

	Original Estimates	Operating Budget	Expenditures Plus Encumbrances & Revenues	Projected Total Expenditures & Revenue	Projected Savings (Over- runs) from Original Budget	Projected Savings (Over- runs) from Operating Budget
6.1.01. OFFICE OF THE INFORMATION AND PRIVACY COMMISSIONER						
01. Salaries	1,131,400	1,131,400	237,746	1,131,400	-	-
Operating Accounts:						
<i>Employee Benefits</i>	2,000	2,000	-	2,000	-	-
<i>Transportation and Communications</i>	20,600	20,600	7,739	20,600	-	-
<i>Supplies</i>	6,500	6,500	2,201	6,500	-	-
<i>Professional Services</i>	60,000	60,000	2,610	60,000	-	-
<i>Purchased Services</i>	122,300	122,300	116,356	122,300	-	-
<i>Property, Furnishings and Equipment</i>	1,000	1,000	667	1,000	-	-
02. Operating Accounts	212,400	212,400	129,573	212,400	-	-
Total: Office of the Information and Commissioner	1,343,800	1,343,800	367,319	1,343,800	-	-
TOTAL LEGISLATURE (Excluding the Office of the Auditor General)	26,251,600	26,251,600	5,417,950	26,295,700	(44,100)	(44,100)



OFFICE OF THE AUDITOR GENERAL
STATEMENT OF REVENUE AND EXPENDITURE
For the Period 1 April 2015 to 30 June 2015
Unaudited

	Original Estimates	Operating Budget	Actual Expenditures and Revenue	Projected Total Expenditures and Revenue	Projected Savings (Over- runs) from Original Budget	Projected Savings (Over- runs) from Operating Budget
2.1.01. EXECUTIVE SUPPORT						
01. Salaries	236,800	236,800	52,744	236,800	-	-
01. Salaries (Statutory)	177,100	177,100	39,942	177,100	-	-
02. Employee Benefits	5,000	5,000	3,719	5,000	-	-
03. Transportation and Communications	15,200	15,200	6,133	15,200	-	-
05. Professional Services	5,000	5,000	-	5,000	-	-
06. Purchased Services	1,000	1,000	-	1,000	-	-
Total: Executive Support	440,100	440,100	102,538	440,100	-	-



OFFICE OF THE AUDITOR GENERAL
STATEMENT OF REVENUE AND EXPENDITURE
For the Period 1 April 2015 to 30 June 2015
Unaudited

	Original Estimates	Operating Budget	Actual Expenditures and Revenue	Projected Total Expenditures and Revenue	Projected Savings (Over- runs) from Original Budget	Projected Savings (Over- runs) from Operating Budget
2.1.02. ADMINISTRATIVE SUPPORT						
01. Salaries	215,100	215,100	79,757	215,100	-	-
02. Employee Benefits	8,500	8,500	-	8,500	-	-
03. Transportation and Communications	33,500	33,500	4,785	33,500	-	-
04. Supplies	99,400	99,400	18,544	99,400	-	-
05. Professional Services	6,000	6,000	-	6,000	-	-
06. Purchased Services	265,800	265,800	66,258	265,800	-	-
07. Property, Furnishings and Equipment	31,100	31,100	1,170	31,100	-	-
Total: Administrative Support	659,400	659,400	170,514	659,400	-	-



OFFICE OF THE AUDITOR GENERAL
STATEMENT OF REVENUE AND EXPENDITURE
 For the Period 1 April 2015 to 30 June 2015
 Unaudited

	Original Estimates	Operating Budget	Actual Expenditures and Revenue	Projected Total Expenditures and Revenue	Projected Savings (Over- runs) from Original Budget	Projected Savings (Over- runs) from Operating Budget
2.1.03. AUDIT OPERATIONS						
01. Salaries	2,604,600	2,604,600	52,744	2,604,600	-	-
02. Employee Benefits	81,300	81,300	18,778	81,300	-	-
03. Transportation and Communications	73,500	73,500	7,924	73,500	-	-
05. Professional Services	100,000	100,000	8,360	100,000	-	-
	2,859,400	2,859,400	87,806	2,859,400	-	-
02. Revenue - Provincial	-	-	-	-	-	-
Total: Audit Operations	2,859,400	2,859,400	87,806	2,859,400	-	-
1						
Total: OFFICE OF THE AUDITOR GENERAL	3,958,900	3,958,900	360,858	3,958,900	-	-



House of Assembly
Newfoundland and Labrador
Member Accountability and Disclosure Report
Expenditures Summarized by Category
01-Jun-15 to 30-Jun-15

BALL, DWIGHT, MHA

Allowance Category	Expenditure Limit for Fiscal Year 2015/16 (Net of HST)	Expenditures Processed 01-Jun-15 to 30-Jun-15 (Net of HST)	Expenditures Year to Date 01-Apr-15 to 30-Jun-15 (Net of HST)	Funds Available (Net of HST)	Percent Expended to Date
Office Allowances					
Office Accommodations	9,888.00	824.00	2,472.00	7,416.00	25.0%
Rental of Short-term Accommodations	--	0.00	0.00	--	--
Office Start-up Costs	254.00	0.00	0.00	254.00	0.0%
Office Operations	7,009.00	73.00	173.00	6,836.00	2.5%
Total Office Allowances		897.00	2,645.00		
Operational Resources					
Operational Resources	--	529.77	1,047.10	--	--
Total Operational Resources		529.77	1,047.10		
Travel & Living Allowances					
House in Session	--	3,859.97	6,522.38	--	--
House Not in Session	--	0.00	119.96	--	--
Intra & Extra-Constituency Travel	7,009.00	59.15	59.15	6,949.85	0.8%
Helicopter Travel	--	0.00	0.00	--	--
Total Travel & Living Allowances		3,919.12	6,701.49		
Constituency Allowance					
Constituency Allowance	1,752.00	0.00	0.00	1,752.00	0.0%
Total Constituency Allowance		0.00	0.00		
Total Expenditures		5,345.89	10,393.59		

---- End of Report ----



House of Assembly
Newfoundland and Labrador
Member Accountability and Disclosure Report
Expenditures Summarized by Category
01-Jun-15 to 30-Jun-15

BENNETT, CATHY, MHA

Allowance Category	Expenditure Limit for Fiscal Year 2015/16 (Net of HST)	Expenditures Processed 01-Jun-15 to 30-Jun-15 (Net of HST)	Expenditures Year to Date 01-Apr-15 to 30-Jun-15 (Net of HST)	Funds Available (Net of HST)	Percent Expended to Date
Office Allowances					
Office Accommodations	--	0.00	0.00	--	--
Rental of Short-term Accommodations	--	0.00	0.00	--	--
Office Start-up Costs	353.00	0.00	0.00	353.00	0.0%
Office Operations	7,009.00	0.00	493.98	6,515.02	7.0%
Total Office Allowances		0.00	493.98		
Operational Resources					
Operational Resources	--	171.12	371.30	--	--
Total Operational Resources		171.12	371.30		
Travel & Living Allowances					
House in Session	--	0.00	0.00	--	--
House Not in Session	--	0.00	0.00	--	--
Intra & Extra-Constituency Travel	3,505.00	0.00	0.00	3,505.00	0.0%
Helicopter Travel	--	0.00	0.00	--	--
Total Travel & Living Allowances		0.00	0.00		
Constituency Allowance					
Constituency Allowance	1,752.00	0.00	175.00	1,577.00	10.0%
Total Constituency Allowance		0.00	175.00		
Total Expenditures		171.12	1,040.28		

---- End of Report ----



House of Assembly
Newfoundland and Labrador
Member Accountability and Disclosure Report
Expenditures Summarized by Category
01-Jun-15 to 30-Jun-15

BENNETT, JIM, MHA

Allowance Category	Expenditure Limit for Fiscal Year 2015/16 (Net of HST)	Expenditures Processed 01-Jun-15 to 30-Jun-15 (Net of HST)	Expenditures Year to Date 01-Apr-15 to 30-Jun-15 (Net of HST)	Funds Available (Net of HST)	Percent Expended to Date
Office Allowances					
Office Accommodations	14,100.00	1,175.00	3,525.00	10,575.00	25.0%
Rental of Short-term Accommodations	--	0.00	0.00	--	--
Office Start-up Costs	653.00	0.00	0.00	653.00	0.0%
Office Operations	7,009.00	134.29	227.59	6,781.41	3.2%
Total Office Allowances		1,309.29	3,752.59		
Operational Resources					
Operational Resources	--	464.71	1,028.46	--	--
Total Operational Resources		464.71	1,028.46		
Travel & Living Allowances					
House in Session	--	5,105.18	5,105.18	--	--
House Not in Session	--	35.71	35.71	--	--
Intra & Extra-Constituency Travel	6,950.00	513.00	588.68	6,361.32	8.5%
Helicopter Travel	--	0.00	0.00	--	--
Total Travel & Living Allowances		5,653.89	5,729.57		
Constituency Allowance					
Constituency Allowance	1,752.00	0.00	29.79	1,722.21	1.7%
Total Constituency Allowance		0.00	29.79		
Total Expenditures					
		7,427.89	10,540.41		

---- End of Report ----



House of Assembly
Newfoundland and Labrador
Member Accountability and Disclosure Report
Expenditures Summarized by Category
01-Jun-15 to 30-Jun-15

BRAZIL, DAVID, MHA

Allowance Category	Expenditure Limit for Fiscal Year 2015/16 (Net of HST)	Expenditures Processed 01-Jun-15 to 30-Jun-15 (Net of HST)	Expenditures Year to Date 01-Apr-15 to 30-Jun-15 (Net of HST)	Funds Available (Net of HST)	Percent Expended to Date
Office Allowances					
Office Accommodations	--	0.00	0.00	--	--
Rental of Short-term Accommodations	--	0.00	0.00	--	--
Office Start-up Costs	--	0.00	0.00	--	--
Office Operations	7,009.00	0.00	941.65	6,067.35	13.4%
Total Office Allowances		0.00	941.65		
Operational Resources					
Operational Resources	--	174.48	599.39	--	--
Total Operational Resources		174.48	599.39		
Travel & Living Allowances					
House in Session	--	0.00	0.00	--	--
House Not in Session	--	0.00	0.00	--	--
Intra & Extra-Constituency Travel	4,497.00	754.36	1,189.57	3,307.43	26.5%
Helicopter Travel	--	0.00	0.00	--	--
Total Travel & Living Allowances		754.36	1,189.57		
Constituency Allowance					
Constituency Allowance	1,752.00	26.84	175.53	1,576.47	10.0%
Total Constituency Allowance		26.84	175.53		
Total Expenditures					
		955.68	2,906.14		

---- End of Report ----



House of Assembly
Newfoundland and Labrador
Member Accountability and Disclosure Report
Expenditures Summarized by Category
01-Jun-15 to 30-Jun-15

COLLINS, FELIX, MHA

Allowance Category	Expenditure Limit for Fiscal Year 2015/16 (Net of HST)	Expenditures Processed 01-Jun-15 to 30-Jun-15 (Net of HST)	Expenditures Year to Date 01-Apr-15 to 30-Jun-15 (Net of HST)	Funds Available (Net of HST)	Percent Expended to Date
Office Allowances					
Office Accommodations	--	0.00	0.00	--	--
Rental of Short-term Accommodations	--	0.00	0.00	--	--
Office Start-up Costs	--	0.00	0.00	--	--
Office Operations	7,009.00	6.51	218.05	6,790.95	3.1%
Total Office Allowances		6.51	218.05		
Operational Resources					
Operational Resources	--	190.39	381.34	--	--
Total Operational Resources		190.39	381.34		
Travel & Living Allowances					
House in Session	--	609.60	609.60	--	--
House Not in Session	--	689.65	689.65	--	--
Intra & Extra-Constituency Travel	6,717.00	0.00	0.00	6,717.00	0.0%
Helicopter Travel	--	0.00	0.00	--	--
Total Travel & Living Allowances		1,299.25	1,299.25		
Constituency Allowance					
Constituency Allowance	1,752.00	0.00	0.00	1,752.00	0.0%
Total Constituency Allowance		0.00	0.00		
Total Expenditures		1,496.15	1,898.64		

---- End of Report ----



House of Assembly
Newfoundland and Labrador
Member Accountability and Disclosure Report
Expenditures Summarized by Category
01-Jun-15 to 30-Jun-15

COLLINS, SANDY, MHA

Allowance Category	Expenditure Limit for Fiscal Year 2015/16 (Net of HST)	Expenditures Processed 01-Jun-15 to 30-Jun-15 (Net of HST)	Expenditures Year to Date 01-Apr-15 to 30-Jun-15 (Net of HST)	Funds Available (Net of HST)	Percent Expended to Date
Office Allowances					
Office Accommodations	12,000.00	1,000.00	3,000.00	9,000.00	25.0%
Rental of Short-term Accommodations	--	0.00	0.00	--	--
Office Start-up Costs	--	0.00	0.00	--	--
Office Operations	7,009.00	12.16	35.88	6,973.12	0.5%
Total Office Allowances		1,012.16	3,035.88		
Operational Resources					
Operational Resources	--	504.78	1,125.54	--	--
Total Operational Resources		504.78	1,125.54		
Travel & Living Allowances					
House in Session	--	2,387.43	2,387.43	--	--
House Not in Session	--	0.00	0.00	--	--
Intra & Extra-Constituency Travel	7,418.00	374.51	1,348.74	6,069.26	18.2%
Helicopter Travel	--	0.00	0.00	--	--
Total Travel & Living Allowances		2,761.94	3,736.17		
Constituency Allowance					
Constituency Allowance	1,752.00	244.41	328.37	1,423.63	18.7%
Total Constituency Allowance		244.41	328.37		
Total Expenditures					
		4,523.29	8,225.96		

---- End of Report ----



House of Assembly
Newfoundland and Labrador
Member Accountability and Disclosure Report
Expenditures Summarized by Category
01-Jun-15 to 30-Jun-15

CORNECT, TONY, MHA

Allowance Category	Expenditure Limit for Fiscal Year 2015/16 (Net of HST)	Expenditures Processed 01-Jun-15 to 30-Jun-15 (Net of HST)	Expenditures Year to Date 01-Apr-15 to 30-Jun-15 (Net of HST)	Funds Available (Net of HST)	Percent Expended to Date
Office Allowances					
Office Accommodations	8,963.00	746.90	2,240.70	6,722.30	25.0%
Rental of Short-term Accommodations	--	0.00	0.00	--	--
Office Start-up Costs	--	0.00	0.00	--	--
Office Operations	7,009.00	0.00	399.01	6,609.99	5.7%
Total Office Allowances		746.90	2,639.71		
Operational Resources					
Operational Resources	--	418.19	936.86	--	--
Total Operational Resources		418.19	936.86		
Travel & Living Allowances					
House in Session	--	6,948.23	11,006.06	--	--
House Not in Session	--	0.00	0.00	--	--
Intra & Extra-Constituency Travel	3,972.00	274.01	1,267.52	2,704.48	31.9%
Helicopter Travel	--	0.00	0.00	--	--
Total Travel & Living Allowances		7,222.24	12,273.58		
Constituency Allowance					
Constituency Allowance	1,752.00	0.00	0.00	1,752.00	0.0%
Total Constituency Allowance		0.00	0.00		
Total Expenditures		8,387.33	15,850.15		

---- End of Report ----



House of Assembly
Newfoundland and Labrador
Member Accountability and Disclosure Report
Expenditures Summarized by Category
01-Jun-15 to 30-Jun-15

CROCKER, STEVE, MHA

Allowance Category	Expenditure Limit for Fiscal Year 2015/16 (Net of HST)	Expenditures Processed 01-Jun-15 to 30-Jun-15 (Net of HST)	Expenditures Year to Date 01-Apr-15 to 30-Jun-15 (Net of HST)	Funds Available (Net of HST)	Percent Expended to Date
Office Allowances					
Office Accommodations	21,600.00	1,800.00	5,400.00	16,200.00	25.0%
Rental of Short-term Accommodations	--	0.00	0.00	--	--
Office Start-up Costs	109.00	0.00	0.00	109.00	0.0%
Office Operations	7,009.00	8.28	16.08	6,992.92	0.2%
Total Office Allowances		1,808.28	5,416.08		
Operational Resources					
Operational Resources	--	895.49	2,156.52	--	--
Total Operational Resources		895.49	2,156.52		
Travel & Living Allowances					
House in Session	--	3,355.84	3,355.84	--	--
House Not in Session	--	655.86	655.86	--	--
Intra & Extra-Constituency Travel	5,023.00	1,477.84	1,477.84	3,545.16	29.4%
Helicopter Travel	--	0.00	0.00	--	--
Total Travel & Living Allowances		5,489.54	5,489.54		
Constituency Allowance					
Constituency Allowance	1,752.00	0.00	0.00	1,752.00	0.0%
Total Constituency Allowance		0.00	0.00		
Total Expenditures					
		8,193.31	13,062.14		

---- End of Report ----



House of Assembly
Newfoundland and Labrador
Member Accountability and Disclosure Report
Expenditures Summarized by Category
01-Jun-15 to 30-Jun-15

CROSS, ELI, MHA

Allowance Category	Expenditure Limit for Fiscal Year 2015/16 (Net of HST)	Expenditures Processed 01-Jun-15 to 30-Jun-15 (Net of HST)	Expenditures Year to Date 01-Apr-15 to 30-Jun-15 (Net of HST)	Funds Available (Net of HST)	Percent Expended to Date
Office Allowances					
Office Accommodations	--	0.00	0.00	--	--
Rental of Short-term Accommodations	--	0.00	0.00	--	--
Office Start-up Costs	723.00	0.00	0.00	723.00	0.0%
Office Operations	7,009.00	0.00	374.78	6,634.22	5.3%
Total Office Allowances		0.00	374.78		
Operational Resources					
Operational Resources	--	229.69	712.55	--	--
Total Operational Resources		229.69	712.55		
Travel & Living Allowances					
House in Session	--	8,058.96	9,421.08	--	--
House Not in Session	--	264.75	532.09	--	--
Intra & Extra-Constituency Travel	5,899.00	424.74	1,126.28	4,772.72	19.1%
Helicopter Travel	--	0.00	0.00	--	--
Total Travel & Living Allowances		8,748.45	11,079.45		
Constituency Allowance					
Constituency Allowance	1,752.00	0.00	0.00	1,752.00	0.0%
Total Constituency Allowance		0.00	0.00		
Total Expenditures		8,978.14	12,166.78		

---- End of Report ----



House of Assembly
Newfoundland and Labrador
Member Accountability and Disclosure Report
Expenditures Summarized by Category
01-Jun-15 to 30-Jun-15

CRUMMELL, DAN, MHA

Allowance Category	Expenditure Limit for Fiscal Year 2015/16 (Net of HST)	Expenditures Processed 01-Jun-15 to 30-Jun-15 (Net of HST)	Expenditures Year to Date 01-Apr-15 to 30-Jun-15 (Net of HST)	Funds Available (Net of HST)	Percent Expended to Date
Office Allowances					
Office Accommodations	--	0.00	0.00	--	--
Rental of Short-term Accommodations	--	0.00	0.00	--	--
Office Start-up Costs	871.00	0.00	0.00	871.00	0.0%
Office Operations	7,009.00	0.00	0.00	7,009.00	0.0%
Total Office Allowances		0.00	0.00		
Operational Resources					
Operational Resources	--	126.88	766.64	--	--
Total Operational Resources		126.88	766.64		
Travel & Living Allowances					
House in Session	--	0.00	0.00	--	--
House Not in Session	--	0.00	0.00	--	--
Intra & Extra-Constituency Travel	3,505.00	0.00	0.00	3,505.00	0.0%
Helicopter Travel	--	0.00	0.00	--	--
Total Travel & Living Allowances		0.00	0.00		
Constituency Allowance					
Constituency Allowance	1,752.00	0.00	0.00	1,752.00	0.0%
Total Constituency Allowance		0.00	0.00		
Total Expenditures		126.88	766.64		

---- End of Report ----



House of Assembly
Newfoundland and Labrador
Member Accountability and Disclosure Report
Expenditures Summarized by Category
01-Jun-15 to 30-Jun-15

DALLEY, DERRICK, MHA

Allowance Category	Expenditure Limit for Fiscal Year 2015/16 (Net of HST)	Expenditures Processed 01-Jun-15 to 30-Jun-15 (Net of HST)	Expenditures Year to Date 01-Apr-15 to 30-Jun-15 (Net of HST)	Funds Available (Net of HST)	Percent Expended to Date
Office Allowances					
Office Accommodations	12,000.00	1,000.00	3,000.00	9,000.00	25.0%
Rental of Short-term Accommodations	--	0.00	0.00	--	--
Office Start-up Costs	--	0.00	0.00	--	--
Office Operations	7,009.00	128.00	224.00	6,785.00	3.2%
Total Office Allowances		1,128.00	3,224.00		
Operational Resources					
Operational Resources	--	584.46	1,226.57	--	--
Total Operational Resources		584.46	1,226.57		
Travel & Living Allowances					
House in Session	--	5,005.92	8,382.71	--	--
House Not in Session	--	0.00	0.00	--	--
Intra & Extra-Constituency Travel	5,724.00	21.13	121.41	5,602.59	2.1%
Helicopter Travel	--	0.00	0.00	--	--
Total Travel & Living Allowances		5,027.05	8,504.12		
Constituency Allowance					
Constituency Allowance	1,752.00	45.94	45.94	1,706.06	2.6%
Total Constituency Allowance		45.94	45.94		
Total Expenditures					
		6,785.45	13,000.63		

---- End of Report ----



House of Assembly
Newfoundland and Labrador
Member Accountability and Disclosure Report
Expenditures Summarized by Category
01-Jun-15 to 30-Jun-15

DAVIS, PAUL, MHA

Allowance Category	Expenditure Limit for Fiscal Year 2015/16 (Net of HST)	Expenditures Processed 01-Jun-15 to 30-Jun-15 (Net of HST)	Expenditures Year to Date 01-Apr-15 to 30-Jun-15 (Net of HST)	Funds Available (Net of HST)	Percent Expended to Date
Office Allowances					
Office Accommodations	--	0.00	0.00	--	--
Rental of Short-term Accommodations	--	0.00	0.00	--	--
Office Start-up Costs	--	0.00	0.00	--	--
Office Operations	7,009.00	50.00	463.76	6,545.24	6.6%
Total Office Allowances		50.00	463.76		
Operational Resources					
Operational Resources	--	65.46	112.99	--	--
Total Operational Resources		65.46	112.99		
Travel & Living Allowances					
House in Session	--	0.00	0.00	--	--
House Not in Session	--	0.00	0.00	--	--
Intra & Extra-Constituency Travel	3,505.00	0.00	0.00	3,505.00	0.0%
Helicopter Travel	--	0.00	0.00	--	--
Total Travel & Living Allowances		0.00	0.00		
Constituency Allowance					
Constituency Allowance	1,752.00	56.65	56.65	1,695.35	3.2%
Total Constituency Allowance		56.65	56.65		
Total Expenditures		172.11	633.40		

---- End of Report ----



House of Assembly
Newfoundland and Labrador
Member Accountability and Disclosure Report
Expenditures Summarized by Category
01-Jun-15 to 30-Jun-15

DEMPSTER, LISA, MHA

Allowance Category	Expenditure Limit for Fiscal Year 2015/16 (Net of HST)	Expenditures Processed 01-Jun-15 to 30-Jun-15 (Net of HST)	Expenditures Year to Date 01-Apr-15 to 30-Jun-15 (Net of HST)	Funds Available (Net of HST)	Percent Expended to Date
Office Allowances					
Office Accommodations	13,860.00	1,155.00	3,465.00	10,395.00	25.0%
Rental of Short-term Accommodations	--	0.00	0.00	--	--
Office Start-up Costs	273.00	0.00	0.00	273.00	0.0%
Office Operations	7,009.00	336.62	553.18	6,455.82	7.9%
Total Office Allowances		1,491.62	4,018.18		
Operational Resources					
Operational Resources	--	824.62	1,635.58	--	--
Total Operational Resources		824.62	1,635.58		
Travel & Living Allowances					
House in Session	--	6,839.21	9,364.65	--	--
House Not in Session	--	0.00	255.70	--	--
Intra & Extra-Constituency Travel	14,952.00	459.78	1,956.18	12,995.82	13.1%
Helicopter Travel	12,265.00	0.00	0.00	12,265.00	0.0%
Total Travel & Living Allowances		7,298.99	11,576.53		
Constituency Allowance					
Constituency Allowance	1,752.00	0.00	0.00	1,752.00	0.0%
Total Constituency Allowance		0.00	0.00		
Total Expenditures					
		9,615.23	17,230.29		

---- End of Report ----



House of Assembly
Newfoundland and Labrador
Member Accountability and Disclosure Report
Expenditures Summarized by Category
01-Jun-15 to 30-Jun-15

DINN, JOHN, MHA

Allowance Category	Expenditure Limit for Fiscal Year 2015/16 (Net of HST)	Expenditures Processed 01-Jun-15 to 30-Jun-15 (Net of HST)	Expenditures Year to Date 01-Apr-15 to 30-Jun-15 (Net of HST)	Funds Available (Net of HST)	Percent Expended to Date
Office Allowances					
Office Accommodations	--	0.00	0.00	--	--
Rental of Short-term Accommodations	--	0.00	0.00	--	--
Office Start-up Costs	--	0.00	0.00	--	--
Office Operations	7,009.00	0.00	116.36	6,892.64	1.7%
Total Office Allowances		0.00	116.36		
Operational Resources					
Operational Resources	--	217.07	395.18	--	--
Total Operational Resources		217.07	395.18		
Travel & Living Allowances					
House in Session	--	0.00	0.00	--	--
House Not in Session	--	0.00	0.00	--	--
Intra & Extra-Constituency Travel	3,563.00	0.00	0.00	3,563.00	0.0%
Helicopter Travel	--	0.00	0.00	--	--
Total Travel & Living Allowances		0.00	0.00		
Constituency Allowance					
Constituency Allowance	1,752.00	0.00	0.00	1,752.00	0.0%
Total Constituency Allowance		0.00	0.00		
Total Expenditures					
		217.07	511.54		

---- End of Report ----



House of Assembly
Newfoundland and Labrador
Member Accountability and Disclosure Report
Expenditures Summarized by Category
01-Jun-15 to 30-Jun-15

EDMUNDS, RANDY, MHA

Allowance Category	Expenditure Limit for Fiscal Year 2015/16 (Net of HST)	Expenditures Processed 01-Jun-15 to 30-Jun-15 (Net of HST)	Expenditures Year to Date 01-Apr-15 to 30-Jun-15 (Net of HST)	Funds Available (Net of HST)	Percent Expended to Date
Office Allowances					
Office Accommodations	--	0.00	0.00	--	--
Rental of Short-term Accommodations	--	0.00	0.00	--	--
Office Start-up Costs	2.00	0.00	0.00	2.00	0.0%
Office Operations	7,009.00	200.00	220.00	6,789.00	3.1%
Total Office Allowances		200.00	220.00		
Operational Resources					
Operational Resources	--	235.54	470.95	--	--
Total Operational Resources		235.54	470.95		
Travel & Living Allowances					
House in Session	--	9,105.19	16,460.98	--	--
House Not in Session	--	0.00	0.00	--	--
Intra & Extra-Constituency Travel	12,091.00	578.11	578.11	11,512.89	4.8%
Helicopter Travel	6,133.00	0.00	0.00	6,133.00	0.0%
Total Travel & Living Allowances		9,683.30	17,039.09		
Constituency Allowance					
Constituency Allowance	1,752.00	0.00	0.00	1,752.00	0.0%
Total Constituency Allowance		0.00	0.00		
Total Expenditures					
		10,118.84	17,730.04		

---- End of Report ----



House of Assembly
Newfoundland and Labrador
Member Accountability and Disclosure Report
Expenditures Summarized by Category
01-Jun-15 to 30-Jun-15

FLYNN, STELMAN, MHA

Allowance Category	Expenditure Limit for Fiscal Year 2015/16 (Net of HST)	Expenditures Processed 01-Jun-15 to 30-Jun-15 (Net of HST)	Expenditures Year to Date 01-Apr-15 to 30-Jun-15 (Net of HST)	Funds Available (Net of HST)	Percent Expended to Date
Office Allowances					
Office Accommodations	21,600.00	1,800.00	5,400.00	16,200.00	25.0%
Rental of Short-term Accommodations	--	0.00	0.00	--	--
Office Start-up Costs	470.00	0.00	0.00	470.00	0.0%
Office Operations	7,009.00	339.65	1,350.48	5,658.52	19.3%
Total Office Allowances		2,139.65	6,750.48		
Operational Resources					
Operational Resources	--	293.76	635.94	--	--
Total Operational Resources		293.76	635.94		
Travel & Living Allowances					
House in Session	--	3,912.55	5,617.75	--	--
House Not in Session	--	0.00	0.00	--	--
Intra & Extra-Constituency Travel	3,680.00	33.06	164.42	3,515.58	4.5%
Helicopter Travel	--	0.00	0.00	--	--
Total Travel & Living Allowances		3,945.61	5,782.17		
Constituency Allowance					
Constituency Allowance	1,752.00	144.11	322.20	1,429.80	18.4%
Total Constituency Allowance		144.11	322.20		
Total Expenditures					
		6,523.13	13,490.79		

---- End of Report ----



House of Assembly
Newfoundland and Labrador
Member Accountability and Disclosure Report
Expenditures Summarized by Category
01-Jun-15 to 30-Jun-15

FORSEY, CLAYTON, MHA

Allowance Category	Expenditure Limit for Fiscal Year 2015/16 (Net of HST)	Expenditures Processed 01-Jun-15 to 30-Jun-15 (Net of HST)	Expenditures Year to Date 01-Apr-15 to 30-Jun-15 (Net of HST)	Funds Available (Net of HST)	Percent Expended to Date
Office Allowances					
Office Accommodations	19,200.00	1,600.00	4,800.00	14,400.00	25.0%
Rental of Short-term Accommodations	--	0.00	0.00	--	--
Office Start-up Costs	--	0.00	0.00	--	--
Office Operations	7,009.00	89.01	361.03	6,647.97	5.2%
Total Office Allowances		1,689.01	5,161.03		
Operational Resources					
Operational Resources	--	763.06	1,601.32	--	--
Total Operational Resources		763.06	1,601.32		
Travel & Living Allowances					
House in Session	--	3,118.95	5,606.45	--	--
House Not in Session	--	0.00	0.00	--	--
Intra & Extra-Constituency Travel	5,899.00	172.85	1,077.11	4,821.89	18.3%
Helicopter Travel	--	0.00	0.00	--	--
Total Travel & Living Allowances		3,291.80	6,683.56		
Constituency Allowance					
Constituency Allowance	1,752.00	0.00	45.00	1,707.00	2.6%
Total Constituency Allowance		0.00	45.00		
Total Expenditures		5,743.87	13,490.91		

---- End of Report ----



House of Assembly
Newfoundland and Labrador
Member Accountability and Disclosure Report
Expenditures Summarized by Category
01-Jun-15 to 30-Jun-15

GRANTER, VAUGHN, MHA

Allowance Category	Expenditure Limit for Fiscal Year 2015/16 (Net of HST)	Expenditures Processed 01-Jun-15 to 30-Jun-15 (Net of HST)	Expenditures Year to Date 01-Apr-15 to 30-Jun-15 (Net of HST)	Funds Available (Net of HST)	Percent Expended to Date
Office Allowances					
Office Accommodations	--	0.00	0.00	--	--
Rental of Short-term Accommodations	--	0.00	0.00	--	--
Office Start-up Costs	--	0.00	0.00	--	--
Office Operations	7,009.00	418.20	1,256.10	5,752.90	17.9%
Total Office Allowances		418.20	1,256.10		
Operational Resources					
Operational Resources	--	281.63	654.71	--	--
Total Operational Resources		281.63	654.71		
Travel & Living Allowances					
House in Session	--	4,342.42	7,441.85	--	--
House Not in Session	--	633.10	633.10	--	--
Intra & Extra-Constituency Travel	4,147.00	190.48	2,377.77	1,769.23	57.3%
Helicopter Travel	--	0.00	0.00	--	--
Total Travel & Living Allowances		5,166.00	10,452.72		
Constituency Allowance					
Constituency Allowance	1,752.00	0.00	0.00	1,752.00	0.0%
Total Constituency Allowance		0.00	0.00		
Total Expenditures					
		5,865.83	12,363.53		

---- End of Report ----



House of Assembly
Newfoundland and Labrador
Member Accountability and Disclosure Report
Expenditures Summarized by Category
01-Jun-15 to 30-Jun-15

HEDDERSON, TOM, MHA

Allowance Category	Expenditure Limit for Fiscal Year 2015/16 (Net of HST)	Expenditures Processed 01-Jun-15 to 30-Jun-15 (Net of HST)	Expenditures Year to Date 01-Apr-15 to 30-Jun-15 (Net of HST)	Funds Available (Net of HST)	Percent Expended to Date
Office Allowances					
Office Accommodations	16,200.00	1,350.00	4,050.00	12,150.00	25.0%
Rental of Short-term Accommodations	--	0.00	0.00	--	--
Office Start-up Costs	--	0.00	0.00	--	--
Office Operations	7,009.00	80.00	260.00	6,749.00	3.7%
Total Office Allowances		1,430.00	4,310.00		
Operational Resources					
Operational Resources	--	394.50	961.43	--	--
Total Operational Resources		394.50	961.43		
Travel & Living Allowances					
House in Session	--	2,868.92	5,772.61	--	--
House Not in Session	--	0.00	700.21	--	--
Intra & Extra-Constituency Travel	4,030.00	0.00	51.32	3,978.68	1.3%
Helicopter Travel	--	0.00	0.00	--	--
Total Travel & Living Allowances		2,868.92	6,524.14		
Constituency Allowance					
Constituency Allowance	1,752.00	60.00	60.00	1,692.00	3.4%
Total Constituency Allowance		60.00	60.00		
Total Expenditures					
		4,753.42	11,855.57		

---- End of Report ----



House of Assembly
Newfoundland and Labrador
Member Accountability and Disclosure Report
Expenditures Summarized by Category
01-Jun-15 to 30-Jun-15

HILLIER, REX, MHA

Allowance Category	Expenditure Limit for Fiscal Year 2015/16 (Net of HST)	Expenditures Processed 01-Jun-15 to 30-Jun-15 (Net of HST)	Expenditures Year to Date 01-Apr-15 to 30-Jun-15 (Net of HST)	Funds Available (Net of HST)	Percent Expended to Date
Office Allowances					
Office Accommodations	26,661.00	2,221.67	6,665.01	19,995.99	25.0%
Rental of Short-term Accommodations	--	0.00	0.00	--	--
Office Start-up Costs	388.00	0.00	0.00	388.00	0.0%
Office Operations	7,009.00	0.00	210.00	6,799.00	3.0%
Total Office Allowances		2,221.67	6,875.01		
Operational Resources					
Operational Resources	--	386.27	743.35	--	--
Total Operational Resources		386.27	743.35		
Travel & Living Allowances					
House in Session	--	0.00	0.00	--	--
House Not in Session	--	0.00	0.00	--	--
Intra & Extra-Constituency Travel	3,563.00	0.00	0.00	3,563.00	0.0%
Helicopter Travel	--	0.00	0.00	--	--
Total Travel & Living Allowances		0.00	0.00		
Constituency Allowance					
Constituency Allowance	1,752.00	0.00	0.00	1,752.00	0.0%
Total Constituency Allowance		0.00	0.00		
Total Expenditures		2,607.94	7,618.36		

---- End of Report ----



House of Assembly
Newfoundland and Labrador
Member Accountability and Disclosure Report
Expenditures Summarized by Category
01-Jun-15 to 30-Jun-15

HUNTER, RAY, MHA

Allowance Category	Expenditure Limit for Fiscal Year 2015/16 (Net of HST)	Expenditures Processed 01-Jun-15 to 30-Jun-15 (Net of HST)	Expenditures Year to Date 01-Apr-15 to 30-Jun-15 (Net of HST)	Funds Available (Net of HST)	Percent Expended to Date
Office Allowances					
Office Accommodations	--	0.00	0.00	--	--
Rental of Short-term Accommodations	--	0.00	0.00	--	--
Office Start-up Costs	--	0.00	0.00	--	--
Office Operations	7,009.00	0.00	0.00	7,009.00	0.0%
Total Office Allowances		0.00	0.00		
Operational Resources					
Operational Resources	--	188.42	375.83	--	--
Total Operational Resources		188.42	375.83		
Travel & Living Allowances					
House in Session	--	1,998.62	2,587.74	--	--
House Not in Session	--	0.00	613.46	--	--
Intra & Extra-Constituency Travel	5,665.00	100.03	640.08	5,024.92	11.3%
Helicopter Travel	--	0.00	0.00	--	--
Total Travel & Living Allowances		2,098.65	3,841.28		
Constituency Allowance					
Constituency Allowance	1,752.00	0.00	141.30	1,610.70	8.1%
Total Constituency Allowance		0.00	141.30		
Total Expenditures		2,287.07	4,358.41		

---- End of Report ----



House of Assembly
Newfoundland and Labrador
Member Accountability and Disclosure Report
Expenditures Summarized by Category
01-Jun-15 to 30-Jun-15

HUTCHINGS, KEITH, MHA

Allowance Category	Expenditure Limit for Fiscal Year 2015/16 (Net of HST)	Expenditures Processed 01-Jun-15 to 30-Jun-15 (Net of HST)	Expenditures Year to Date 01-Apr-15 to 30-Jun-15 (Net of HST)	Funds Available (Net of HST)	Percent Expended to Date
Office Allowances					
Office Accommodations	--	0.00	0.00	--	--
Rental of Short-term Accommodations	--	0.00	0.00	--	--
Office Start-up Costs	--	0.00	0.00	--	--
Office Operations	7,009.00	100.00	206.83	6,802.17	3.0%
Total Office Allowances		100.00	206.83		
Operational Resources					
Operational Resources	--	125.17	253.36	--	--
Total Operational Resources		125.17	253.36		
Travel & Living Allowances					
House in Session	--	0.00	0.00	--	--
House Not in Session	--	0.00	0.00	--	--
Intra & Extra-Constituency Travel	5,899.00	116.06	116.06	5,782.94	2.0%
Helicopter Travel	--	0.00	0.00	--	--
Total Travel & Living Allowances		116.06	116.06		
Constituency Allowance					
Constituency Allowance	1,752.00	0.00	0.00	1,752.00	0.0%
Total Constituency Allowance		0.00	0.00		
Total Expenditures					
		341.23	576.25		

---- End of Report ----



House of Assembly
Newfoundland and Labrador
Member Accountability and Disclosure Report
Expenditures Summarized by Category
01-Jun-15 to 30-Jun-15

JACKMAN, CLYDE, MHA

Allowance Category	Expenditure Limit for Fiscal Year 2015/16 (Net of HST)	Expenditures Processed 01-Jun-15 to 30-Jun-15 (Net of HST)	Expenditures Year to Date 01-Apr-15 to 30-Jun-15 (Net of HST)	Funds Available (Net of HST)	Percent Expended to Date
Office Allowances					
Office Accommodations	3,000.00	250.00	750.00	2,250.00	25.0%
Rental of Short-term Accommodations	--	0.00	0.00	--	--
Office Start-up Costs	--	0.00	0.00	--	--
Office Operations	7,009.00	292.81	697.81	6,311.19	10.0%
Total Office Allowances		542.81	1,447.81		
Operational Resources					
Operational Resources	--	307.62	897.21	--	--
Total Operational Resources		307.62	897.21		
Travel & Living Allowances					
House in Session	--	0.00	1,144.36	--	--
House Not in Session	--	0.00	0.00	--	--
Intra & Extra-Constituency Travel	4,790.00	0.00	0.00	4,790.00	0.0%
Helicopter Travel	--	0.00	0.00	--	--
Total Travel & Living Allowances		0.00	1,144.36		
Constituency Allowance					
Constituency Allowance	1,752.00	0.00	221.44	1,530.56	12.6%
Total Constituency Allowance		0.00	221.44		
Total Expenditures					
		850.43	3,710.82		

---- End of Report ----



House of Assembly
Newfoundland and Labrador
Member Accountability and Disclosure Report
Expenditures Summarized by Category
01-Jun-15 to 30-Jun-15

JOYCE, EDDIE, MHA

Allowance Category	Expenditure Limit for Fiscal Year 2015/16 (Net of HST)	Expenditures Processed 01-Jun-15 to 30-Jun-15 (Net of HST)	Expenditures Year to Date 01-Apr-15 to 30-Jun-15 (Net of HST)	Funds Available (Net of HST)	Percent Expended to Date
Office Allowances					
Office Accommodations	18,595.00	1,549.55	4,648.65	13,946.35	25.0%
Rental of Short-term Accommodations	--	0.00	0.00	--	--
Office Start-up Costs	94.00	0.00	0.00	94.00	0.0%
Office Operations	7,009.00	741.25	2,684.89	4,324.11	38.3%
Total Office Allowances		2,290.80	7,333.54		
Operational Resources					
Operational Resources	--	261.27	552.49	--	--
Total Operational Resources		261.27	552.49		
Travel & Living Allowances					
House in Session	--	5,987.61	9,956.15	--	--
House Not in Session	--	0.00	0.00	--	--
Intra & Extra-Constituency Travel	7,301.00	451.24	951.26	6,349.74	13.0%
Helicopter Travel	--	0.00	0.00	--	--
Total Travel & Living Allowances		6,438.85	10,907.41		
Constituency Allowance					
Constituency Allowance	1,752.00	158.37	244.52	1,507.48	14.0%
Total Constituency Allowance		158.37	244.52		
Total Expenditures					
		9,149.29	19,037.96		

---- End of Report ----



House of Assembly
Newfoundland and Labrador
Member Accountability and Disclosure Report
Expenditures Summarized by Category
01-Jun-15 to 30-Jun-15

KENT, STEVE, MHA

Allowance Category	Expenditure Limit for Fiscal Year 2015/16 (Net of HST)	Expenditures Processed 01-Jun-15 to 30-Jun-15 (Net of HST)	Expenditures Year to Date 01-Apr-15 to 30-Jun-15 (Net of HST)	Funds Available (Net of HST)	Percent Expended to Date
Office Allowances					
Office Accommodations	--	0.00	0.00	--	--
Rental of Short-term Accommodations	--	0.00	0.00	--	--
Office Start-up Costs	--	0.00	0.00	--	--
Office Operations	7,009.00	500.00	1,379.00	5,630.00	19.7%
Total Office Allowances		500.00	1,379.00		
Operational Resources					
Operational Resources	--	203.91	568.13	--	--
Total Operational Resources		203.91	568.13		
Travel & Living Allowances					
House in Session	--	0.00	0.00	--	--
House Not in Session	--	0.00	0.00	--	--
Intra & Extra-Constituency Travel	3,505.00	0.00	0.00	3,505.00	0.0%
Helicopter Travel	--	0.00	0.00	--	--
Total Travel & Living Allowances		0.00	0.00		
Constituency Allowance					
Constituency Allowance	1,752.00	0.00	55.00	1,697.00	3.1%
Total Constituency Allowance		0.00	55.00		
Total Expenditures					
		703.91	2,002.13		

---- End of Report ----



House of Assembly
Newfoundland and Labrador
Member Accountability and Disclosure Report
Expenditures Summarized by Category
01-Jun-15 to 30-Jun-15

KING, DARIN, MHA

Allowance Category	Expenditure Limit for Fiscal Year 2015/16 (Net of HST)	Expenditures Processed 01-Jun-15 to 30-Jun-15 (Net of HST)	Expenditures Year to Date 01-Apr-15 to 30-Jun-15 (Net of HST)	Funds Available (Net of HST)	Percent Expended to Date
Office Allowances					
Office Accommodations	11,879.00	989.90	2,969.70	8,909.30	25.0%
Rental of Short-term Accommodations	--	0.00	0.00	--	--
Office Start-up Costs	--	0.00	0.00	--	--
Office Operations	7,009.00	450.54	464.66	6,544.34	6.6%
Total Office Allowances		1,440.44	3,434.36		
Operational Resources					
Operational Resources	--	402.69	1,472.71	--	--
Total Operational Resources		402.69	1,472.71		
Travel & Living Allowances					
House in Session	--	484.30	1,128.17	--	--
House Not in Session	--	0.00	497.13	--	--
Intra & Extra-Constituency Travel	7,009.00	0.00	675.96	6,333.04	9.6%
Helicopter Travel	--	0.00	0.00	--	--
Total Travel & Living Allowances		484.30	2,301.26		
Constituency Allowance					
Constituency Allowance	1,752.00	143.49	204.20	1,547.80	11.7%
Total Constituency Allowance		143.49	204.20		
Total Expenditures					
		2,470.92	7,412.53		

---- End of Report ----



House of Assembly
Newfoundland and Labrador
Member Accountability and Disclosure Report
Expenditures Summarized by Category
01-Jun-15 to 30-Jun-15

KIRBY, DALE, MHA

Allowance Category	Expenditure Limit for Fiscal Year 2015/16 (Net of HST)	Expenditures Processed 01-Jun-15 to 30-Jun-15 (Net of HST)	Expenditures Year to Date 01-Apr-15 to 30-Jun-15 (Net of HST)	Funds Available (Net of HST)	Percent Expended to Date
Office Allowances					
Office Accommodations	--	0.00	0.00	--	--
Rental of Short-term Accommodations	--	0.00	0.00	--	--
Office Start-up Costs	143.00	0.00	0.00	143.00	0.0%
Office Operations	7,009.00	0.00	453.97	6,555.03	6.5%
Total Office Allowances		0.00	453.97		
Operational Resources					
Operational Resources	--	222.37	405.62	--	--
Total Operational Resources		222.37	405.62		
Travel & Living Allowances					
House in Session	--	0.00	0.00	--	--
House Not in Session	--	0.00	0.00	--	--
Intra & Extra-Constituency Travel	3,505.00	358.64	358.64	3,146.36	10.2%
Helicopter Travel	--	0.00	0.00	--	--
Total Travel & Living Allowances		358.64	358.64		
Constituency Allowance					
Constituency Allowance	1,752.00	273.17	513.91	1,238.09	29.3%
Total Constituency Allowance		273.17	513.91		
Total Expenditures					
		854.18	1,732.14		

---- End of Report ----



House of Assembly
Newfoundland and Labrador
Member Accountability and Disclosure Report
Expenditures Summarized by Category
01-Jun-15 to 30-Jun-15

LANE, PAUL, MHA

Allowance Category	Expenditure Limit for Fiscal Year 2015/16 (Net of HST)	Expenditures Processed 01-Jun-15 to 30-Jun-15 (Net of HST)	Expenditures Year to Date 01-Apr-15 to 30-Jun-15 (Net of HST)	Funds Available (Net of HST)	Percent Expended to Date
Office Allowances					
Office Accommodations	--	0.00	0.00	--	--
Rental of Short-term Accommodations	--	0.00	0.00	--	--
Office Start-up Costs	621.00	0.00	0.00	621.00	0.0%
Office Operations	7,009.00	0.00	1,286.16	5,722.84	18.4%
Total Office Allowances		0.00	1,286.16		
Operational Resources					
Operational Resources	--	186.15	360.25	--	--
Total Operational Resources		186.15	360.25		
Travel & Living Allowances					
House in Session	--	0.00	0.00	--	--
House Not in Session	--	0.00	0.00	--	--
Intra & Extra-Constituency Travel	3,505.00	491.66	491.66	3,013.34	14.0%
Helicopter Travel	--	0.00	0.00	--	--
Total Travel & Living Allowances		491.66	491.66		
Constituency Allowance					
Constituency Allowance	1,752.00	296.31	674.30	1,077.70	38.5%
Total Constituency Allowance		296.31	674.30		
Total Expenditures					
		974.12	2,812.37		

---- End of Report ----



House of Assembly
Newfoundland and Labrador
Member Accountability and Disclosure Report
Expenditures Summarized by Category
01-Jun-15 to 30-Jun-15

LITTLE, GLEN, MHA

Allowance Category	Expenditure Limit for Fiscal Year 2015/16 (Net of HST)	Expenditures Processed 01-Jun-15 to 30-Jun-15 (Net of HST)	Expenditures Year to Date 01-Apr-15 to 30-Jun-15 (Net of HST)	Funds Available (Net of HST)	Percent Expended to Date
Office Allowances					
Office Accommodations	17,820.00	1,485.00	4,455.00	13,365.00	25.0%
Rental of Short-term Accommodations	--	0.00	0.00	--	--
Office Start-up Costs	9.00	0.00	0.00	9.00	0.0%
Office Operations	7,009.00	163.37	1,347.77	5,661.23	19.2%
Total Office Allowances		1,648.37	5,802.77		
Operational Resources					
Operational Resources	--	427.15	799.06	--	--
Total Operational Resources		427.15	799.06		
Travel & Living Allowances					
House in Session	--	3,007.25	4,261.28	--	--
House Not in Session	--	0.00	314.28	--	--
Intra & Extra-Constituency Travel	5,899.00	237.66	1,276.86	4,622.14	21.6%
Helicopter Travel	--	0.00	0.00	--	--
Total Travel & Living Allowances		3,244.91	5,852.42		
Constituency Allowance					
Constituency Allowance	1,752.00	0.00	84.60	1,667.40	4.8%
Total Constituency Allowance		0.00	84.60		
Total Expenditures					
		5,320.43	12,538.85		

---- End of Report ----



House of Assembly
Newfoundland and Labrador
Member Accountability and Disclosure Report
Expenditures Summarized by Category
01-Jun-15 to 30-Jun-15

LITTLEJOHN, GLENN, MHA

Allowance Category	Expenditure Limit for Fiscal Year 2015/16 (Net of HST)	Expenditures Processed 01-Jun-15 to 30-Jun-15 (Net of HST)	Expenditures Year to Date 01-Apr-15 to 30-Jun-15 (Net of HST)	Funds Available (Net of HST)	Percent Expended to Date
Office Allowances					
Office Accommodations	11,314.00	942.79	2,828.37	8,485.63	25.0%
Rental of Short-term Accommodations	--	0.00	0.00	--	--
Office Start-up Costs	255.00	0.00	0.00	255.00	0.0%
Office Operations	7,009.00	120.00	700.00	6,309.00	10.0%
Total Office Allowances		1,062.79	3,528.37		
Operational Resources					
Operational Resources	--	434.47	1,531.22	--	--
Total Operational Resources		434.47	1,531.22		
Travel & Living Allowances					
House in Session	--	1,649.60	1,649.60	--	--
House Not in Session	--	0.00	0.00	--	--
Intra & Extra-Constituency Travel	4,497.00	187.89	187.89	4,309.11	4.2%
Helicopter Travel	--	0.00	0.00	--	--
Total Travel & Living Allowances		1,837.49	1,837.49		
Constituency Allowance					
Constituency Allowance	1,752.00	72.32	72.32	1,679.68	4.1%
Total Constituency Allowance		72.32	72.32		
Total Expenditures					
		3,407.07	6,969.40		

---- End of Report ----



House of Assembly
Newfoundland and Labrador
Member Accountability and Disclosure Report
Expenditures Summarized by Category
01-Jun-15 to 30-Jun-15

MCGRATH, NICK, MHA

Allowance Category	Expenditure Limit for Fiscal Year 2015/16 (Net of HST)	Expenditures Processed 01-Jun-15 to 30-Jun-15 (Net of HST)	Expenditures Year to Date 01-Apr-15 to 30-Jun-15 (Net of HST)	Funds Available (Net of HST)	Percent Expended to Date
Office Allowances					
Office Accommodations	14,400.00	1,200.00	3,600.00	10,800.00	25.0%
Rental of Short-term Accommodations	--	0.00	0.00	--	--
Office Start-up Costs	703.00	0.00	0.00	703.00	0.0%
Office Operations	7,009.00	82.50	136.53	6,872.47	1.9%
Total Office Allowances		1,282.50	3,736.53		
Operational Resources					
Operational Resources	--	447.61	867.04	--	--
Total Operational Resources		447.61	867.04		
Travel & Living Allowances					
House in Session	--	7,380.83	13,337.57	--	--
House Not in Session	--	0.00	270.61	--	--
Intra & Extra-Constituency Travel	3,855.00	0.00	0.00	3,855.00	0.0%
Helicopter Travel	--	0.00	0.00	--	--
Total Travel & Living Allowances		7,380.83	13,608.18		
Constituency Allowance					
Constituency Allowance	1,752.00	0.00	30.20	1,721.80	1.7%
Total Constituency Allowance		0.00	30.20		
Total Expenditures					
		9,110.94	18,241.95		

---- End of Report ----



House of Assembly
Newfoundland and Labrador
Member Accountability and Disclosure Report
Expenditures Summarized by Category
01-Jun-15 to 30-Jun-15

MICHAEL, LORRAINE, MHA

Allowance Category	Expenditure Limit for Fiscal Year 2015/16 (Net of HST)	Expenditures Processed 01-Jun-15 to 30-Jun-15 (Net of HST)	Expenditures Year to Date 01-Apr-15 to 30-Jun-15 (Net of HST)	Funds Available (Net of HST)	Percent Expended to Date
Office Allowances					
Office Accommodations	--	0.00	0.00	--	--
Rental of Short-term Accommodations	--	0.00	0.00	--	--
Office Start-up Costs	--	0.00	0.00	--	--
Office Operations	7,009.00	40.08	368.79	6,640.21	5.3%
Total Office Allowances		40.08	368.79		
Operational Resources					
Operational Resources	--	145.49	278.71	--	--
Total Operational Resources		145.49	278.71		
Travel & Living Allowances					
House in Session	--	0.00	0.00	--	--
House Not in Session	--	0.00	0.00	--	--
Intra & Extra-Constituency Travel	3,505.00	0.00	73.66	3,431.34	2.1%
Helicopter Travel	--	0.00	0.00	--	--
Total Travel & Living Allowances		0.00	73.66		
Constituency Allowance					
Constituency Allowance	1,752.00	73.96	73.96	1,678.04	4.2%
Total Constituency Allowance		73.96	73.96		
Total Expenditures					
		259.53	795.12		

---- End of Report ----



House of Assembly
Newfoundland and Labrador
Member Accountability and Disclosure Report
Expenditures Summarized by Category
01-Jun-15 to 30-Jun-15

MITCHELMORE, CHRISTOPHER, MHA

Allowance Category	Expenditure Limit for Fiscal Year 2015/16 (Net of HST)	Expenditures Processed 01-Jun-15 to 30-Jun-15 (Net of HST)	Expenditures Year to Date 01-Apr-15 to 30-Jun-15 (Net of HST)	Funds Available (Net of HST)	Percent Expended to Date
Office Allowances					
Office Accommodations	--	0.00	0.00	--	--
Rental of Short-term Accommodations	--	0.00	0.00	--	--
Office Start-up Costs	18.00	0.00	0.00	18.00	0.0%
Office Operations	7,009.00	171.65	222.90	6,786.10	3.2%
Total Office Allowances		171.65	222.90		
Operational Resources					
Operational Resources	--	422.65	985.92	--	--
Total Operational Resources		422.65	985.92		
Travel & Living Allowances					
House in Session	--	6,943.94	8,629.37	--	--
House Not in Session	--	0.00	310.92	--	--
Intra & Extra-Constituency Travel	6,308.00	961.19	1,053.10	5,254.90	16.7%
Helicopter Travel	--	0.00	0.00	--	--
Total Travel & Living Allowances		7,905.13	9,993.39		
Constituency Allowance					
Constituency Allowance	1,752.00	416.33	449.00	1,303.00	25.6%
Total Constituency Allowance		416.33	449.00		
Total Expenditures					
		8,915.76	11,651.21		

---- End of Report ----



House of Assembly
Newfoundland and Labrador
Member Accountability and Disclosure Report
Expenditures Summarized by Category
01-Jun-15 to 30-Jun-15

MURPHY, GEORGE, MHA

Allowance Category	Expenditure Limit for Fiscal Year 2015/16 (Net of HST)	Expenditures Processed 01-Jun-15 to 30-Jun-15 (Net of HST)	Expenditures Year to Date 01-Apr-15 to 30-Jun-15 (Net of HST)	Funds Available (Net of HST)	Percent Expended to Date
Office Allowances					
Office Accommodations	--	0.00	0.00	--	--
Rental of Short-term Accommodations	--	0.00	0.00	--	--
Office Start-up Costs	92.00	0.00	0.00	92.00	0.0%
Office Operations	7,009.00	11.33	11.33	6,997.67	0.2%
Total Office Allowances		11.33	11.33		
Operational Resources					
Operational Resources	--	174.60	340.54	--	--
Total Operational Resources		174.60	340.54		
Travel & Living Allowances					
House in Session	--	0.00	0.00	--	--
House Not in Session	--	0.00	0.00	--	--
Intra & Extra-Constituency Travel	3,505.00	0.00	0.00	3,505.00	0.0%
Helicopter Travel	--	0.00	0.00	--	--
Total Travel & Living Allowances		0.00	0.00		
Constituency Allowance					
Constituency Allowance	1,752.00	35.70	35.70	1,716.30	2.0%
Total Constituency Allowance		35.70	35.70		
Total Expenditures		221.63	387.57		

---- End of Report ----



House of Assembly
Newfoundland and Labrador
Member Accountability and Disclosure Report
Expenditures Summarized by Category
01-Jun-15 to 30-Jun-15

O'BRIEN, KEVIN, MHA

Allowance Category	Expenditure Limit for Fiscal Year 2015/16 (Net of HST)	Expenditures Processed 01-Jun-15 to 30-Jun-15 (Net of HST)	Expenditures Year to Date 01-Apr-15 to 30-Jun-15 (Net of HST)	Funds Available (Net of HST)	Percent Expended to Date
Office Allowances					
Office Accommodations	--	0.00	0.00	--	--
Rental of Short-term Accommodations	--	0.00	0.00	--	--
Office Start-up Costs	--	0.00	0.00	--	--
Office Operations	7,009.00	234.55	469.10	6,539.90	6.7%
Total Office Allowances		234.55	469.10		
Operational Resources					
Operational Resources	--	258.21	560.31	--	--
Total Operational Resources		258.21	560.31		
Travel & Living Allowances					
House in Session	--	5,422.60	9,934.17	--	--
House Not in Session	--	0.00	0.00	--	--
Intra & Extra-Constituency Travel	4,497.00	587.61	1,219.85	3,277.15	27.1%
Helicopter Travel	--	0.00	0.00	--	--
Total Travel & Living Allowances		6,010.21	11,154.02		
Constituency Allowance					
Constituency Allowance	1,752.00	0.00	0.00	1,752.00	0.0%
Total Constituency Allowance		0.00	0.00		
Total Expenditures					
		6,502.97	12,183.43		

---- End of Report ----



House of Assembly
Newfoundland and Labrador
Member Accountability and Disclosure Report
Expenditures Summarized by Category
01-Jun-15 to 30-Jun-15

OSBORNE, TOM, MHA

Allowance Category	Expenditure Limit for Fiscal Year 2015/16 (Net of HST)	Expenditures Processed 01-Jun-15 to 30-Jun-15 (Net of HST)	Expenditures Year to Date 01-Apr-15 to 30-Jun-15 (Net of HST)	Funds Available (Net of HST)	Percent Expended to Date
Office Allowances					
Office Accommodations	--	0.00	0.00	--	--
Rental of Short-term Accommodations	--	0.00	0.00	--	--
Office Start-up Costs	--	0.00	0.00	--	--
Office Operations	7,009.00	409.50	673.36	6,335.64	9.6%
Total Office Allowances		409.50	673.36		
Operational Resources					
Operational Resources	--	217.26	509.29	--	--
Total Operational Resources		217.26	509.29		
Travel & Living Allowances					
House in Session	--	0.00	0.00	--	--
House Not in Session	--	0.00	0.00	--	--
Intra & Extra-Constituency Travel	3,505.00	0.00	0.00	3,505.00	0.0%
Helicopter Travel	--	0.00	0.00	--	--
Total Travel & Living Allowances		0.00	0.00		
Constituency Allowance					
Constituency Allowance	1,752.00	0.00	0.00	1,752.00	0.0%
Total Constituency Allowance		0.00	0.00		
Total Expenditures					
		626.76	1,182.65		

---- End of Report ----



House of Assembly
Newfoundland and Labrador
Member Accountability and Disclosure Report
Expenditures Summarized by Category
01-Jun-15 to 30-Jun-15

PARSONS, ANDREW, MHA

Allowance Category	Expenditure Limit for Fiscal Year 2015/16 (Net of HST)	Expenditures Processed 01-Jun-15 to 30-Jun-15 (Net of HST)	Expenditures Year to Date 01-Apr-15 to 30-Jun-15 (Net of HST)	Funds Available (Net of HST)	Percent Expended to Date
Office Allowances					
Office Accommodations	12,000.00	1,000.00	3,000.00	9,000.00	25.0%
Rental of Short-term Accommodations	--	0.00	0.00	--	--
Office Start-up Costs	813.00	0.00	0.00	813.00	0.0%
Office Operations	7,009.00	87.50	1,342.62	5,666.38	19.2%
Total Office Allowances		1,087.50	4,342.62		
Operational Resources					
Operational Resources	--	507.66	1,369.87	--	--
Total Operational Resources		507.66	1,369.87		
Travel & Living Allowances					
House in Session	--	7,506.07	13,878.06	--	--
House Not in Session	--	0.00	355.55	--	--
Intra & Extra-Constituency Travel	6,600.00	883.21	2,139.42	4,460.58	32.4%
Helicopter Travel	12,265.00	0.00	0.00	12,265.00	0.0%
Total Travel & Living Allowances		8,389.28	16,373.03		
Constituency Allowance					
Constituency Allowance	1,752.00	169.23	431.82	1,320.18	24.6%
Total Constituency Allowance		169.23	431.82		
Total Expenditures					
		10,153.67	22,517.34		

---- End of Report ----



House of Assembly
Newfoundland and Labrador
Member Accountability and Disclosure Report
Expenditures Summarized by Category
01-Jun-15 to 30-Jun-15

PARSONS, KEVIN, MHA

Allowance Category	Expenditure Limit for Fiscal Year 2015/16 (Net of HST)	Expenditures Processed 01-Jun-15 to 30-Jun-15 (Net of HST)	Expenditures Year to Date 01-Apr-15 to 30-Jun-15 (Net of HST)	Funds Available (Net of HST)	Percent Expended to Date
Office Allowances					
Office Accommodations	--	0.00	0.00	--	--
Rental of Short-term Accommodations	--	0.00	0.00	--	--
Office Start-up Costs	--	0.00	0.00	--	--
Office Operations	7,009.00	100.00	222.17	6,786.83	3.2%
Total Office Allowances		100.00	222.17		
Operational Resources					
Operational Resources	--	218.54	454.50	--	--
Total Operational Resources		218.54	454.50		
Travel & Living Allowances					
House in Session	--	0.00	0.00	--	--
House Not in Session	--	0.00	0.00	--	--
Intra & Extra-Constituency Travel	4,206.00	0.00	0.00	4,206.00	0.0%
Helicopter Travel	--	0.00	0.00	--	--
Total Travel & Living Allowances		0.00	0.00		
Constituency Allowance					
Constituency Allowance	1,752.00	0.00	0.00	1,752.00	0.0%
Total Constituency Allowance		0.00	0.00		
Total Expenditures					
		318.54	676.67		

---- End of Report ----



House of Assembly
Newfoundland and Labrador
Member Accountability and Disclosure Report
Expenditures Summarized by Category
01-Jun-15 to 30-Jun-15

PEACH, CALVIN, MHA

Allowance Category	Expenditure Limit for Fiscal Year 2015/16 (Net of HST)	Expenditures Processed 01-Jun-15 to 30-Jun-15 (Net of HST)	Expenditures Year to Date 01-Apr-15 to 30-Jun-15 (Net of HST)	Funds Available (Net of HST)	Percent Expended to Date
Office Allowances					
Office Accommodations	--	0.00	0.00	--	--
Rental of Short-term Accommodations	--	0.00	0.00	--	--
Office Start-up Costs	--	0.00	0.00	--	--
Office Operations	7,009.00	298.26	1,149.85	5,859.15	16.4%
Total Office Allowances		298.26	1,149.85		
Operational Resources					
Operational Resources	--	241.91	492.97	--	--
Total Operational Resources		241.91	492.97		
Travel & Living Allowances					
House in Session	--	3,314.19	4,366.11	--	--
House Not in Session	--	102.22	488.56	--	--
Intra & Extra-Constituency Travel	7,651.00	1,028.06	2,252.62	5,398.38	29.4%
Helicopter Travel	--	0.00	0.00	--	--
Total Travel & Living Allowances		4,444.47	7,107.29		
Constituency Allowance					
Constituency Allowance	1,752.00	150.08	236.49	1,515.51	13.5%
Total Constituency Allowance		150.08	236.49		
Total Expenditures					
		5,134.72	8,986.60		

---- End of Report ----



House of Assembly
Newfoundland and Labrador
Member Accountability and Disclosure Report
Expenditures Summarized by Category
01-Jun-15 to 30-Jun-15

PERRY, TRACEY, MHA

Allowance Category	Expenditure Limit for Fiscal Year 2015/16 (Net of HST)	Expenditures Processed 01-Jun-15 to 30-Jun-15 (Net of HST)	Expenditures Year to Date 01-Apr-15 to 30-Jun-15 (Net of HST)	Funds Available (Net of HST)	Percent Expended to Date
Office Allowances					
Office Accommodations	9,492.00	791.00	2,373.00	7,119.00	25.0%
Rental of Short-term Accommodations	--	0.00	0.00	--	--
Office Start-up Costs	--	0.00	0.00	--	--
Office Operations	7,009.00	162.41	246.63	6,762.37	3.5%
Total Office Allowances		953.41	2,619.63		
Operational Resources					
Operational Resources	--	370.11	841.48	--	--
Total Operational Resources		370.11	841.48		
Travel & Living Allowances					
House in Session	--	2,298.10	7,756.36	--	--
House Not in Session	--	0.00	0.00	--	--
Intra & Extra-Constituency Travel	9,521.00	86.98	1,201.88	8,319.12	12.6%
Helicopter Travel	14,368.00	0.00	0.00	14,368.00	0.0%
Total Travel & Living Allowances		2,385.08	8,958.24		
Constituency Allowance					
Constituency Allowance	1,752.00	0.00	0.00	1,752.00	0.0%
Total Constituency Allowance		0.00	0.00		
Total Expenditures					
		3,708.60	12,419.35		

---- End of Report ----



House of Assembly
Newfoundland and Labrador
Member Accountability and Disclosure Report
Expenditures Summarized by Category
01-Jun-15 to 30-Jun-15

POLLARD, KEVIN, MHA

Allowance Category	Expenditure Limit for Fiscal Year 2015/16 (Net of HST)	Expenditures Processed 01-Jun-15 to 30-Jun-15 (Net of HST)	Expenditures Year to Date 01-Apr-15 to 30-Jun-15 (Net of HST)	Funds Available (Net of HST)	Percent Expended to Date
Office Allowances					
Office Accommodations	12,000.00	1,000.00	3,000.00	9,000.00	25.0%
Rental of Short-term Accommodations	--	0.00	0.00	--	--
Office Start-up Costs	--	0.00	0.00	--	--
Office Operations	7,009.00	161.67	1,331.46	5,677.54	19.0%
Total Office Allowances		1,161.67	4,331.46		
Operational Resources					
Operational Resources	--	746.63	1,508.63	--	--
Total Operational Resources		746.63	1,508.63		
Travel & Living Allowances					
House in Session	--	5,370.02	5,797.94	--	--
House Not in Session	--	0.00	0.00	--	--
Intra & Extra-Constituency Travel	6,950.00	613.11	1,856.18	5,093.82	26.7%
Helicopter Travel	--	0.00	0.00	--	--
Total Travel & Living Allowances		5,983.13	7,654.12		
Constituency Allowance					
Constituency Allowance	1,752.00	206.11	230.27	1,521.73	13.1%
Total Constituency Allowance		206.11	230.27		
Total Expenditures					
		8,097.54	13,724.48		

---- End of Report ----



House of Assembly
Newfoundland and Labrador
Member Accountability and Disclosure Report
Expenditures Summarized by Category
01-Jun-15 to 30-Jun-15

REID, SCOTT, MHA

Allowance Category	Expenditure Limit for Fiscal Year 2015/16 (Net of HST)	Expenditures Processed 01-Jun-15 to 30-Jun-15 (Net of HST)	Expenditures Year to Date 01-Apr-15 to 30-Jun-15 (Net of HST)	Funds Available (Net of HST)	Percent Expended to Date
Office Allowances					
Office Accommodations	--	0.00	0.00	--	--
Rental of Short-term Accommodations	--	0.00	0.00	--	--
Office Start-up Costs	66.00	0.00	0.00	66.00	0.0%
Office Operations	7,009.00	813.46	1,019.70	5,989.30	14.5%
Total Office Allowances		813.46	1,019.70		
Operational Resources					
Operational Resources	--	392.82	923.59	--	--
Total Operational Resources		392.82	923.59		
Travel & Living Allowances					
House in Session	--	2,007.12	2,007.12	--	--
House Not in Session	--	40.78	40.78	--	--
Intra & Extra-Constituency Travel	4,497.00	1,019.61	1,019.61	3,477.39	22.7%
Helicopter Travel	--	0.00	0.00	--	--
Total Travel & Living Allowances		3,067.51	3,067.51		
Constituency Allowance					
Constituency Allowance	1,752.00	0.00	0.00	1,752.00	0.0%
Total Constituency Allowance		0.00	0.00		
Total Expenditures					
		4,273.79	5,010.80		

---- End of Report ----



House of Assembly
Newfoundland and Labrador
Member Accountability and Disclosure Report
Expenditures Summarized by Category
01-Jun-15 to 30-Jun-15

ROGERS, GERRY, MHA

Allowance Category	Expenditure Limit for Fiscal Year 2015/16 (Net of HST)	Expenditures Processed 01-Jun-15 to 30-Jun-15 (Net of HST)	Expenditures Year to Date 01-Apr-15 to 30-Jun-15 (Net of HST)	Funds Available (Net of HST)	Percent Expended to Date
Office Allowances					
Office Accommodations	--	0.00	0.00	--	--
Rental of Short-term Accommodations	--	0.00	0.00	--	--
Office Start-up Costs	--	0.00	0.00	--	--
Office Operations	7,009.00	645.00	645.00	6,364.00	9.2%
Total Office Allowances		645.00	645.00		
Operational Resources					
Operational Resources	--	237.06	1,006.46	--	--
Total Operational Resources		237.06	1,006.46		
Travel & Living Allowances					
House in Session	--	0.00	0.00	--	--
House Not in Session	--	0.00	0.00	--	--
Intra & Extra-Constituency Travel	3,505.00	0.00	0.00	3,505.00	0.0%
Helicopter Travel	--	0.00	0.00	--	--
Total Travel & Living Allowances		0.00	0.00		
Constituency Allowance					
Constituency Allowance	1,752.00	151.50	157.21	1,594.79	9.0%
Total Constituency Allowance		151.50	157.21		
Total Expenditures					
		1,033.56	1,808.67		

---- End of Report ----



House of Assembly
Newfoundland and Labrador
Member Accountability and Disclosure Report
Expenditures Summarized by Category
01-Jun-15 to 30-Jun-15

RUSSELL, KEITH, MHA

Allowance Category	Expenditure Limit for Fiscal Year 2015/16 (Net of HST)	Expenditures Processed 01-Jun-15 to 30-Jun-15 (Net of HST)	Expenditures Year to Date 01-Apr-15 to 30-Jun-15 (Net of HST)	Funds Available (Net of HST)	Percent Expended to Date
Office Allowances					
Office Accommodations	--	0.00	0.00	--	--
Rental of Short-term Accommodations	--	0.00	0.00	--	--
Office Start-up Costs	679.00	0.00	0.00	679.00	0.0%
Office Operations	7,009.00	40.00	60.00	6,949.00	0.9%
Total Office Allowances		40.00	60.00		
Operational Resources					
Operational Resources	--	221.08	542.64	--	--
Total Operational Resources		221.08	542.64		
Travel & Living Allowances					
House in Session	--	5,930.30	9,256.91	--	--
House Not in Session	--	0.00	166.01	--	--
Intra & Extra-Constituency Travel	4,673.00	344.46	344.46	4,328.54	7.4%
Helicopter Travel	--	0.00	0.00	--	--
Total Travel & Living Allowances		6,274.76	9,767.38		
Constituency Allowance					
Constituency Allowance	1,752.00	0.00	0.00	1,752.00	0.0%
Total Constituency Allowance		0.00	0.00		
Total Expenditures		6,535.84	10,370.02		

---- End of Report ----



House of Assembly
Newfoundland and Labrador
Member Accountability and Disclosure Report
Expenditures Summarized by Category
01-Jun-15 to 30-Jun-15

SLADE, SAM, MHA

Allowance Category	Expenditure Limit for Fiscal Year 2015/16 (Net of HST)	Expenditures Processed 01-Jun-15 to 30-Jun-15 (Net of HST)	Expenditures Year to Date 01-Apr-15 to 30-Jun-15 (Net of HST)	Funds Available (Net of HST)	Percent Expended to Date
Office Allowances					
Office Accommodations	14,900.00	1,241.67	3,725.01	11,174.99	25.0%
Rental of Short-term Accommodations	--	0.00	0.00	--	--
Office Start-up Costs	339.00	0.00	0.00	339.00	0.0%
Office Operations	7,009.00	82.91	496.93	6,512.07	7.1%
Total Office Allowances		1,324.58	4,221.94		
Operational Resources					
Operational Resources	--	732.49	1,596.35	--	--
Total Operational Resources		732.49	1,596.35		
Travel & Living Allowances					
House in Session	--	0.00	0.00	--	--
House Not in Session	--	0.00	0.00	--	--
Intra & Extra-Constituency Travel	4,497.00	0.00	0.00	4,497.00	0.0%
Helicopter Travel	--	0.00	0.00	--	--
Total Travel & Living Allowances		0.00	0.00		
Constituency Allowance					
Constituency Allowance	1,752.00	0.00	0.00	1,752.00	0.0%
Total Constituency Allowance		0.00	0.00		
Total Expenditures		2,057.07	5,818.29		

---- End of Report ----



House of Assembly
Newfoundland and Labrador
Member Accountability and Disclosure Report
Expenditures Summarized by Category
01-Jun-15 to 30-Jun-15

SULLIVAN, SUSAN, MHA

Allowance Category	Expenditure Limit for Fiscal Year 2015/16 (Net of HST)	Expenditures Processed 01-Jun-15 to 30-Jun-15 (Net of HST)	Expenditures Year to Date 01-Apr-15 to 30-Jun-15 (Net of HST)	Funds Available (Net of HST)	Percent Expended to Date
Office Allowances					
Office Accommodations	7,488.00	624.00	1,872.00	5,616.00	25.0%
Rental of Short-term Accommodations	--	0.00	0.00	--	--
Office Start-up Costs	--	0.00	0.00	--	--
Office Operations	7,009.00	116.00	279.16	6,729.84	4.0%
Total Office Allowances		740.00	2,151.16		
Operational Resources					
Operational Resources	--	404.83	1,267.96	--	--
Total Operational Resources		404.83	1,267.96		
Travel & Living Allowances					
House in Session	--	0.00	0.00	--	--
House Not in Session	--	0.00	0.00	--	--
Intra & Extra-Constituency Travel	5,315.00	0.00	751.27	4,563.73	14.1%
Helicopter Travel	--	0.00	0.00	--	--
Total Travel & Living Allowances		0.00	751.27		
Constituency Allowance					
Constituency Allowance	1,752.00	0.00	0.00	1,752.00	0.0%
Total Constituency Allowance		0.00	0.00		
Total Expenditures		1,144.83	4,170.39		

---- End of Report ----



House of Assembly
Newfoundland and Labrador
Member Accountability and Disclosure Report
Expenditures Summarized by Category
01-Jun-15 to 30-Jun-15

VERGE, WADE, MHA

Allowance Category	Expenditure Limit for Fiscal Year 2015/16 (Net of HST)	Expenditures Processed 01-Jun-15 to 30-Jun-15 (Net of HST)	Expenditures Year to Date 01-Apr-15 to 30-Jun-15 (Net of HST)	Funds Available (Net of HST)	Percent Expended to Date
Office Allowances					
Office Accommodations	--	0.00	0.00	--	--
Rental of Short-term Accommodations	--	0.00	0.00	--	--
Office Start-up Costs	--	0.00	0.00	--	--
Office Operations	7,009.00	258.00	305.25	6,703.75	4.4%
Total Office Allowances		258.00	305.25		
Operational Resources					
Operational Resources	--	450.55	1,025.39	--	--
Total Operational Resources		450.55	1,025.39		
Travel & Living Allowances					
House in Session	--	4,741.10	6,345.83	--	--
House Not in Session	--	0.00	178.83	--	--
Intra & Extra-Constituency Travel	5,374.00	862.27	862.27	4,511.73	16.0%
Helicopter Travel	--	0.00	0.00	--	--
Total Travel & Living Allowances		5,603.37	7,386.93		
Constituency Allowance					
Constituency Allowance	1,752.00	169.91	321.91	1,430.09	18.4%
Total Constituency Allowance		169.91	321.91		
Total Expenditures					
		6,481.83	9,039.48		

---- End of Report ----



House of Assembly
Newfoundland and Labrador
Member Accountability and Disclosure Report
Expenditures Summarized by Category
01-Jun-15 to 30-Jun-15

WISEMAN, ROSS, MHA

Allowance Category	Expenditure Limit for Fiscal Year 2015/16 (Net of HST)	Expenditures Processed 01-Jun-15 to 30-Jun-15 (Net of HST)	Expenditures Year to Date 01-Apr-15 to 30-Jun-15 (Net of HST)	Funds Available (Net of HST)	Percent Expended to Date
Office Allowances					
Office Accommodations	18,080.00	1,506.67	4,520.01	13,559.99	25.0%
Rental of Short-term Accommodations	--	0.00	0.00	--	--
Office Start-up Costs	--	0.00	0.00	--	--
Office Operations	7,009.00	96.73	390.49	6,618.51	5.6%
Total Office Allowances		1,603.40	4,910.50		
Operational Resources					
Operational Resources	--	399.02	899.97	--	--
Total Operational Resources		399.02	899.97		
Travel & Living Allowances					
House in Session	--	461.98	461.98	--	--
House Not in Session	--	403.95	403.95	--	--
Intra & Extra-Constituency Travel	4,790.00	74.37	74.37	4,715.63	1.6%
Helicopter Travel	--	0.00	0.00	--	--
Total Travel & Living Allowances		940.30	940.30		
Constituency Allowance					
Constituency Allowance	1,752.00	0.00	0.00	1,752.00	0.0%
Total Constituency Allowance		0.00	0.00		
Total Expenditures		2,942.72	6,750.77		

---- End of Report ----



HOUSE OF ASSEMBLY
Newfoundland and Labrador

March 25th, 2015

Honourable Wade Verge, M.H.A.
Speaker
Chair, House of Assembly Management Commission
House of Assembly

Dear Mr. Verge,

In compliance with paragraph 23(8)(c) of the *House of Assembly Accountability, Integrity And Administration Act* I submit herewith a report of the activities of the Audit Committee for the period March 19th, 2014 to March 24th, 2015 and in accordance with Subsection 8.1 of the Audit Committee Handbook I submit a copy of the Committee's Self-Assessment.

Yours sincerely,

A handwritten signature in blue ink that reads "Kevin Pollard".

Kevin Pollard, M.H.A.
Chair
Audit Committee



**House of Assembly
Newfoundland and Labrador**

**EIGHTH REPORT
OF
THE AUDIT COMMITTEE
TO
THE HOUSE OF ASSEMBLY MANAGEMENT COMMISSION
PURSUANT TO
PARAGRAPH 23 (8)(c)
OF THE
*HOUSE OF ASSEMBLY ACCOUNTABILITY, INTEGRITY AND
ADMINISTRATION ACT***

March 24th, 2015

1. The Audit Committee of the House of Assembly was established under the authority of Section 23 of the House of Assembly Accountability, Integrity and Administration Act (the Act) which received Royal Assent on June 14, 2007. Section 23 sets out the responsibilities of the Committee. Included in these responsibilities is the requirement, under Paragraph 23(8)(c), that the Committee report regularly to the House of Assembly Management Commission (the Commission) with respect to its activities.

2. The Committee comprises

Kevin Pollard, MHA Baie Verte – Springdale, Chair
Andrew Parsons, MHA, Burgeo-LaPoile
Alex Faseruk, Ph. D. and
Gail Hamilton, F.C.A.


3. The Audit Committee has submitted seven Reports and a Memo to the Commission regarding its activities. This Report, the eighth, covers the period March 19th, 2014 to March 24th, 2015 inclusive.

4. Since the last report the Committee has met five times: on July 17, August 14th and October 21st 2014 and January 8th and March 24th, 2015.

5. The Committee has held meetings with
 - the Auditor General and his staff (August 14th and October 21st 2014 and January 8th, 2015);
 - a representative of *Grant Thornton* (July 17th, 2014);
 - the Clerk of the House of Assembly (July 17th, August 14th and October 21st, 2014 January 8th, 2015 and March 24th, 2015);
 - the Comptroller General of Finance (January 8th and March 24th, 2015) and

- the Chief Financial Officer of the House of Assembly (August 14th and October 21st, 2014).
6. The Committee reviewed the results of the Management Certification Project for the fiscal year ended 31 March 2014 with a representative of *Grant Thornton*. The Committee notes that *Grant Thornton* informed the Committee that the most recent audit had identified the lowest number of weaknesses since the firm had begun carrying out the annual Project.
 7. The Committee reviewed with the Auditor General the results of his audit of the Financial Statements of the House of Assembly and Statutory Offices and the Clerk's Management Certification for the financial year ended 31 March, 2014 and notes that the Auditor General reported that no significant findings had come to his attention.
 8. The Committee recommended to the Management Commission, pursuant to paragraph 23(7)(d) of the *House of Assembly Accountability, Integrity And Administration Act*, that the Commission approve and sign the financial statements of the House of Assembly for the financial year ended 31 March, 2014.
 9. The Committee recommended to the Commission, pursuant to paragraph 23(7)(b) of the *House of Assembly Accountability, Integrity And Administration Act*, that the Auditor General be appointed the auditor of the House of Assembly and Statutory Offices for the year ending 31 March 2015.
 10. The Committee reviewed with the Auditor General the plan for the compliance audit of the House of Assembly required by subsection 43(9) of the *House of Assembly Accountability, Integrity and Administration Act*.
 11. The Committee discussed with the Auditor General the results of the compliance audit referenced in Minute 10 and notes that the Auditor General informed the Committee that there were no factors or circumstances relating to the expenditure of public money which had to be identified and commented on as part of the audit function.

12. The Committee recommended to the Management Commission that they instruct the Speaker to implement six recommendations of the Auditor General's January 8, 2015 draft management letter relating to the administration of operational grants provided to the three caucuses and the Speaker.
13. The Committee discussed with the Comptroller General the results of the review of Members' and non-Members' Claims and notes that there were no findings to report. At a subsequent meeting the Comptroller General informed the Committee about the plans of her Office for the 2015-2016 fiscal year.
14. The Committee reviewed the Audit Committee Handbook and filled out the Self-Assessment Form.
15. On behalf of the Committee I thank the members for the work they have done and the officials with whom the Committee has met for their support and assistance and respectfully submit this report.



Kevin Pollard, MHA
Chair
Audit Committee

March 24th, 2015

APPENDIX G

AUDIT COMMITTEE SELF ASSESSMENT

For each of the following statements, select a number between 1 and 5, with 1 indicating that you strongly disagree, and 5 indicating that you strongly agree with the statement. Select 0 if there is no basis for evaluation.

Composition and Quality

		No basis	Strongly disagree	disagree	Neither agree nor disagree	Agree	Strongly agree
1.	Audit Committee members possess the collective skills as set out in Appendix C of the Audit Committee Handbook.	0	1	2	3	4	5
2.	The Audit Committee demonstrates integrity, credibility, trustworthiness, ability to constructively handle conflict, independence, and proactiveness.	0	1	2	3	4	5
3.	The Audit Committee reviews its mandate at least once during its term to determine whether its responsibilities are adequately described.	0	1	2	3	4	5

Understanding the organization and risks

4.	The Audit Committee considers the significant risks faced by the entity. Examples include (but are not limited to): <ul style="list-style-type: none"> • Accuracy of financial reporting • Compliance with legislation and policies • Effectiveness of internal controls • Reputation 	0	1	2	3	4	5
----	---	---	---	---	---	---	---

Processes and procedures

5.	The Audit Committee regularly reports to the House of Assembly Management Commission.	0	1	2	3	4	5
6.	The agenda and related information (e.g. prior meeting minutes, internal audit reports, etc.) are circulated in advance of meetings, to allow members sufficient time to study and understand the information.	0	1	2	3	4	5
7.	Meetings are held at least 4 times per year.	0	1	2	3	4	5
8.	The Audit Committee has private (in camera) sessions with management, internal audit and external audit.	0	1	2	3	4	5
9.	The Audit Committee behaves in a manner which promotes organization-wide awareness of ethics, quality financial reporting, and strong internal controls.	0	1	2	3	4	5

10.	The level of openness between the Audit Committee and relevant parties (management, internal audit, and external audit) is acceptable.	0	1	2	3	4	5
11.	For matters that require specialized expertise, the Audit Committee engages external parties as appropriate.	0	1	2	3	4	5

Oversight of the financial reporting process and internal controls

12.	The Audit Committee has sufficient understanding of management's process of financial reporting.	0	1	2	3	4	5
13.	The Audit Committee makes a reasonable effort to satisfy themselves as to the integrity of the House of Assembly and statutory offices' financial systems and competence of accounting personnel and senior financial management.	0	1	2	3	4	5
14.	The Audit Committee reviews the management letters and other reports written by the auditors (external and internal) to ensure that all significant matters raised are addressed.	0	1	2	3	4	5
15.	The Audit Committee takes action to ensure resolution when there are instances of repeat comments from auditors and others about internal controls.	0	1	2	3	4	5
16.	The Audit Committee reviews matters related to financial reporting and internal control with the Clerk of the House as well as advises the Clerk with respect to the exercise of his or her responsibilities as accounting officer.	0	1	2	3	4	5

Oversight of audit functions

17.	The Audit Committee considers the coordination of work between the auditors (external and internal) to ensure that they appropriately address their different areas of responsibility.	0	1	2	3	4	5
18.	The Audit Committee regularly discusses the work of internal audit and offers input into the scope of work to be performed.	0	1	2	3	4	5

Public interest disclosures

19.	The Audit Committee establishes and follows procedures for the confidential treatment of complaints regarding accounting and internal control matters.	0	1	2	3	4	5
	The Audit Committee communicates all matters brought to its attention related to public interest disclosures according to the provisions of the <i>House of Assembly Accountability, Integrity and Administration Act</i> .	0	1	2	3	4	5



HOUSE OF ASSEMBLY
Newfoundland and Labrador

May 26th, 2015

Hon. Wade Verge, M.H.A.
Chair, House of Assembly Management Commission
House of Assembly

Dear Mr. Verge:

Subject: Review of audit plan for financial year ended 31 March, 2015

Recommendation of auditor for year ending 31 March, 2016

At their meeting this morning the Audit Committee reviewed with the Auditor General the plan for the audit of the House of Assembly and statutory offices for the financial year ended 31 March, 2015 in accordance with subsection 46(3) of the *House of Assembly Accountability, Integrity and Administration Act* (the *Act*).

The Committee also agreed to recommend, and do hereby recommend to the Management Commission, in accordance with paragraph 23(7) (b) of the *Act*, that the Auditor General of Newfoundland and Labrador be appointed auditor of the House of Assembly and statutory offices for the financial year ending 31 March, 2016.

Yours truly,

A handwritten signature in black ink that reads "Kevin Pollard". The signature is written in a cursive style with a long, sweeping underline.

Kevin Pollard, MHA
Chair
Audit Committee



HOUSE OF ASSEMBLY
Newfoundland and Labrador

August 17, 2015

The Honourable Wade Verge
Chair, House of Assembly Audit Committee
House of Assembly

Dear Mr. Verge,

Subject: Meeting of Audit Committee, August 17th, 2015

At their meeting of today's date the Audit Committee reviewed with the Auditor General his report on the audit of the financial information of the House of Assembly and Statutory Offices and the Clerk's Management Certification and recommend, pursuant to paragraph 23(7)d) of the *House Of Assembly Accountability, Integrity And Administration Act*, that the House of Assembly Management Commission approve and sign the financial information for the financial year ended 31 March, 2015.

The Committee also discussed the results of the Management Certification Project with representatives of Grant Thornton who informed the Committee they had made no significant findings.

Finally the Committee discussed a letter from the Comptroller General in response to a letter from the Chief Financial Officer confirming the Chief Financial Officer's understanding that where goods or services are requested by a Constituency Assistant, approval for the request must be given by another individual with the proper delegated authority.

Yours sincerely,

A handwritten signature in black ink that reads "Kevin Pollard".

Kevin Pollard
Chair
Audit Committee

Attachments

**HOUSE OF ASSEMBLY
AND ITS STATUTORY OFFICES**

**FINANCIAL INFORMATION
AND
MANAGEMENT CERTIFICATION**

MARCH 31, 2015



**AUDITOR
GENERAL**
of Newfoundland and Labrador

INDEPENDENT AUDITOR'S REPORT

To the Members of the House of Assembly Management Commission
Province of Newfoundland and Labrador

I have audited the financial information of the House of Assembly and its statutory offices (the Assembly), which comprises the schedule of assets and liabilities as at March 31, 2015, the schedule of expenditure and related revenue, the schedule of gross expenditure and unexpended balances for the year then ended and a summary of significant accounting policies and other explanatory information. The financial information has been prepared by management of the Assembly to comply with the requirements of the *House of Assembly Accountability, Integrity and Administration Act* (the *Act*).

I have also audited, in accordance with section 43(6)(b) of the *Act*, the expenses incurred by the Assembly to determine whether they were in accordance with the policies of the House of Assembly Management Commission and, where applicable, the policies of the Executive Branch of Government.

As well, I have audited in accordance with section 43(6)(c) of the *Act*, the assessment of the Clerk of the House of Assembly of the effectiveness of the internal controls of the Assembly as at March 31, 2015.

Management's Responsibility for the Financial Information

The management of the Assembly is responsible for the preparation of this financial information in accordance with the accounting policies disclosed in Note 1(a) and for such internal control as management determines is necessary to enable the preparation of financial information that is free from material misstatement, whether due to fraud or error.

Auditor's Responsibility

My responsibility is to express an opinion on this financial information based on my audit. I conducted my audit in accordance with Canadian generally accepted auditing standards. Those standards require that I comply with ethical requirements and plan and perform the audit to obtain reasonable assurance about whether the financial information is free from material misstatement.

Independent Auditor's Report (cont.)

An audit involves performing procedures to obtain audit evidence about the amounts and disclosures in the financial information. The procedures selected depend on the judgment of the auditor, including the assessment of the risks of material misstatement of the financial information, whether due to fraud or error. In making those risk assessments, the auditor considers internal control relevant to the entity's preparation of the financial information in order to design audit procedures that are appropriate in the circumstances, but not typically for the purpose of expressing an opinion on the effectiveness of the entity's internal control. An audit also includes evaluating the appropriateness of accounting policies used and the reasonableness of accounting estimates made by management, as well as evaluating the overall presentation of the financial information.

I believe that the audit evidence I have obtained in all areas of responsibility is sufficient and appropriate to provide a basis for my audit opinion.

The internal control over financial reporting by the Assembly is a process designed to provide reasonable assurance regarding the reliability of financial reporting and the preparation of financial information. The internal control over financial reporting by the Assembly includes those policies and procedures that: (1) pertain to the maintenance of records that, in reasonable detail, accurately and fairly reflect the transactions and dispositions of the assets of the Assembly; (2) provide reasonable assurance that transactions are recorded as necessary to permit preparation of financial information in accordance with the accounting policies disclosed in the financial information, and that receipts and expenditures of the Assembly are being made only in accordance with proper authorizations; and (3) provide reasonable assurance regarding prevention or timely detection of unauthorized acquisition, use, or disposition of the assets of the Assembly that could have a material effect on the financial information.

Because of its inherent limitations, internal control over financial reporting may not prevent or detect misstatements. Also, projections of any evaluation of effectiveness to future periods are subject to the risk that controls may become inadequate because of changes in conditions, or that the degree of compliance with the policies or procedures may deteriorate.

Opinion

In my opinion, the financial information of the Assembly for the year ended March 31, 2015 is prepared, in all material respects, in accordance with the accounting policies disclosed in Note 1(a).

Also, in my opinion, the expenses incurred by the Assembly were in accordance with the policies of the House of Assembly Management Commission which were in place during the year and, where applicable, the policies of the Executive Branch of Government.


HOUSE OF ASSEMBLY AND THE STATE TOWN OFFICERS
PROVINCE OF NEWFOUNDLAND AND LABRADOR
SCHEDULED QUESTIONS AND ANSWERS
As of March 31

Independent Auditor's Report (cont.)

As well, in my opinion, the assessment of internal controls by the Clerk of the House of Assembly over financial reporting at the Assembly as at March 31, 2015, was fairly stated and the internal controls over financial reporting at the Assembly were operating effectively, in all material respects, as at that date.

Basis of Accounting and Restriction on Use

Without modifying my opinion, I draw attention to Note 1(a) to the financial information, which describes the basis of accounting. The financial information is prepared solely to assist the House of Assembly Management Commission to comply with the requirements of the *House of Assembly Accountability, Integrity and Administration Act*. As a result, the financial information may not be suitable for another purpose. My report is intended solely for the use of the House of Assembly Management Commission and should not be used by anyone other than the specified user.



TERRY PADDON, CPA, CA
Auditor General

August 18, 2015
St. John's, Newfoundland and Labrador

**HOUSE OF ASSEMBLY AND ITS STATUTORY OFFICES
 PROVINCE OF NEWFOUNDLAND AND LABRADOR
 SCHEDULE OF ASSETS AND LIABILITIES**

As at March 31

2015

2014

ASSETS

Cash held in trust (Note 2)	\$ 1,825	\$ 1,208
Accounts receivable (Note 3)	303,758	374,017
Prepaid expenses (Note 4)	77,316	120,438
Tangible capital assets (Note 5)	703,886	852,804
Total assets	\$ 1,086,785	\$ 1,348,467

LIABILITIES

Accounts payable	\$ 24,802	\$ 31,153
Accrued payroll	307,104	249,658
Accrued paid and annual leave	1,709,992	1,692,158
Accrued overtime	75,455	88,216
Accrued severance pay (Note 6)	4,141,187	4,381,143
Trust liability (Note 2)	1,825	1,208
Total liabilities	\$ 6,260,365	\$ 6,443,536

Pensions and Group Health and Life Insurance Benefits (Note 7)

Contractual obligations (Note 8)

See accompanying notes

Signed on behalf of the House of Assembly
 Management Commission:

 Chair of the House of Assembly
 Management Commission

 Member of the House of Assembly
 Management Commission

HOUSE OF ASSEMBLY AND ITS STATUTORY OFFICES
PROVINCE OF NEWFOUNDLAND AND LABRADOR
SCHEDULE OF EXPENDITURE AND RELATED REVENUE
For the Year Ended March 31

	2015 Actual	Estimates		2014 Actual
		Amended	Original	
HOUSE OF ASSEMBLY				
Administrative Support				
Salaries	\$ 1,705,520	\$ 1,715,300	\$ 1,860,400	\$ 2,024,172
Employee benefits	4,634	4,700	4,500	5,310
Transportation and communications	37,762	56,400	65,000	59,184
Supplies	26,284	46,200	46,200	35,307
Professional services	66,286	89,100	89,100	65,291
Purchased services	26,464	71,800	72,000	22,062
Property, furnishings and equipment	97,720	98,900	122,500	45,618
	1,964,670	2,082,400	2,259,700	2,256,944
Revenue - Provincial	(434)	-	-	(1,377)
Total: Administrative Support	1,964,236	2,082,400	2,259,700	2,255,567
Legislative Library and Records Management				
Salaries	623,736	624,200	631,000	641,305
Employee benefits	1,153	1,200	900	1,216
Transportation and communications	6,509	9,700	10,200	3,344
Supplies	45,921	47,000	47,000	45,884
Purchased services	8,688	8,700	8,500	8,505
Total: Legislative Library and Records Management	686,007	690,800	697,600	700,254
Hansard and the Broadcast Centre				
Salaries	701,199	702,300	642,700	664,631
Employee benefits	250	600	600	250
Transportation and communications	2,944	6,100	6,100	3,062
Supplies	6,200	7,900	7,900	6,514
Professional services	-	-	-	23,760
Purchased services	204,512	279,900	279,900	159,058
Property, furnishings and equipment	33,537	33,600	10,000	159,937
Total: Hansard and the Broadcast Centre	948,642	1,030,400	947,200	1,017,212

HOUSE OF ASSEMBLY AND ITS STATUTORY OFFICES
PROVINCE OF NEWFOUNDLAND AND LABRADOR
SCHEDULE OF EXPENDITURE AND RELATED REVENUE
For the Year Ended March 31

	2015 Actual	Estimates		2014 Actual
		Amended	Original	
HOUSE OF ASSEMBLY (cont.)				
Members' Resources				
Salaries	6,473,028	6,486,800	6,598,100	6,392,564
Transportation and communications	2,597	5,200	5,200	2,781
Purchased services	3,692	7,600	10,000	1,927
Allowances and assistance	1,930,068	2,365,600	2,365,600	1,668,520
Grants and subsidies	-	-	1,400	1,259
	8,409,385	8,865,200	8,980,300	8,067,051
Revenue - Provincial	(70,422)	-	-	(63,917)
Total: Members' Resources	8,338,963	8,865,200	8,980,300	8,003,134
House Operations				
Salaries	307,929	309,600	272,900	292,640
Employee benefits	3,450	9,900	9,900	2,850
Transportation and communications	58,641	145,700	145,700	62,906
Supplies	16,115	23,500	23,500	9,408
Professional services	1,080	3,900	3,900	-
Purchased services	98,814	143,300	143,300	53,240
Property, furnishings and equipment	540	1,700	1,700	540
Grants and subsidies	13,356	13,400	13,400	13,336
	499,925	651,000	614,300	434,920
Revenue - Provincial	(47,732)	(71,800)	(71,800)	(7,434)
Total: House Operations	452,193	579,200	542,500	427,486
Government Members Caucus				
Salaries	830,359	838,300	600,100	632,621
Employee benefits	-	1,800	1,800	1,123
Transportation and communications	18,372	23,800	24,900	15,928
Supplies	8,333	12,700	12,700	8,992
Purchased services	7,784	11,600	10,500	3,314
Property, furnishings and equipment	3,308	3,500	3,500	580
Grants and subsidies	43,377	43,400	43,400	46,750
Total: Government Members Caucus	911,533	935,100	696,900	709,315

HOUSE OF ASSEMBLY AND ITS STATUTORY OFFICES
PROVINCE OF NEWFOUNDLAND AND LABRADOR
SCHEDULE OF EXPENDITURE AND RELATED REVENUE
For the Year Ended March 31

	2015 Actual	Estimates		2014 Actual
		Amended	Original	
HOUSE OF ASSEMBLY (cont.)				
Official Opposition Caucus				
Salaries	1,063,740	1,105,700	1,045,900	890,592
Employee benefits	1,781	2,000	2,000	3,435
Transportation and communications	57,163	59,600	71,500	55,300
Supplies	16,107	16,800	16,800	18,612
Purchased services	31,679	31,700	16,900	19,794
Property, furnishings and equipment	710	900	3,800	1,928
Grants and subsidies	18,548	18,800	15,000	11,354
Total: Official Opposition Caucus	1,189,728	1,235,500	1,171,900	1,001,015
Third Party Caucus				
Salaries	425,243	426,000	413,500	466,618
Employee benefits	-	1,400	1,400	1,101
Transportation and communications	22,006	25,900	25,900	24,314
Supplies	6,244	11,800	11,800	7,197
Professional services	-	-	-	5,000
Purchased services	8,479	10,000	10,000	9,704
Property, furnishings and equipment	295	2,500	2,500	80
Grants and subsidies	10,844	10,900	10,900	10,687
Total: Third Party Caucus	473,111	488,500	476,000	524,701
TOTAL: HOUSE OF ASSEMBLY	14,964,413	15,907,100	15,772,100	14,638,684
OFFICE OF THE CHIEF ELECTORAL OFFICER				
Salaries	1,387,232	1,390,700	1,219,000	1,032,234
Employee benefits	3,140	4,500	4,500	3,535
Transportation and communications	185,244	195,700	257,200	82,680
Supplies	48,928	55,800	65,800	12,821
Professional services	27,098	42,100	63,000	58,318
Purchased services	339,377	340,500	264,400	209,750
Property, furnishings and equipment	106,299	106,300	117,200	7,011
Grants and subsidies	106,380	106,400	70,600	13,312
	2,203,698	2,242,000	2,061,700	1,419,661
Revenue (Provincial)	(381)	-	-	-
Total: Office of the Chief Electoral Officer	2,203,317	2,242,000	2,061,700	1,419,661

HOUSE OF ASSEMBLY AND ITS STATUTORY OFFICES
PROVINCE OF NEWFOUNDLAND AND LABRADOR
SCHEDULE OF EXPENDITURE AND RELATED REVENUE
For the Year Ended March 31

	2015	Estimates		2014
	Actual	Amended	Original	Actual
OFFICE OF THE CITIZENS' REPRESENTATIVE				
Salaries	646,500	655,600	640,600	618,240
Employee benefits	7,141	8,000	8,000	3,437
Transportation and communications	26,515	46,600	46,600	23,909
Supplies	3,180	10,000	10,000	3,541
Professional services	4,860	7,600	22,600	6,000
Purchased services	64,030	94,400	94,400	67,378
Property, furnishings and equipment	2,925	5,000	5,000	2,598
Total: Office of the Citizens' Representative	755,151	827,200	827,200	725,103
OFFICE OF THE CHILD AND YOUTH ADVOCATE				
Salaries	1,030,594	1,030,900	1,027,400	1,030,231
Employee benefits	2,875	3,500	3,500	2,026
Transportation and communications	33,762	60,700	65,400	50,283
Supplies	5,658	6,000	6,000	4,700
Professional services	9,936	25,000	25,000	18,050
Purchased services	163,280	165,900	165,900	150,186
Property, furnishings and equipment	8,686	8,700	4,000	6,710
Total: Office of the Child and Youth Advocate	1,254,791	1,300,700	1,297,200	1,262,195
OFFICE OF THE INFORMATION AND PRIVACY COMMISSIONER				
Salaries	910,450	918,700	938,200	1,003,754
Employee benefits	4,435	4,500	4,500	3,959
Transportation and communications	28,071	32,600	32,600	24,959
Supplies	9,757	10,300	10,300	13,395
Professional services	62,967	63,000	40,000	57,674
Purchased services	101,322	117,100	151,500	79,151
Property, furnishings and equipment	12,398	12,400	1,000	4,060
	1,129,400	1,158,600	1,178,100	1,186,952
Revenue - Provincial	(37)	-	-	(1,296)
Total: Office of the Information and Privacy Commissioner	1,129,363	1,158,600	1,178,100	1,185,656
TOTAL: HOUSE OF ASSEMBLY AND ITS STATUTORY OFFICES	\$ 20,307,035	\$ 21,435,600	\$ 21,136,300	\$ 19,231,299

See accompanying notes

**HOUSE OF ASSEMBLY AND ITS STATUTORY OFFICES
 PROVINCE OF NEWFOUNDLAND AND LABRADOR
 SCHEDULE OF GROSS EXPENDITURE AND UNEXPENDED BALANCES
 For the Year Ended March 31**

	2015	2014
Original estimates (net)	\$ 21,136,300	\$ 19,917,400
Add transfers of estimates	299,300	574,500
Add back revenues estimates net of transfers and statutory payments	71,800	15,000
Original estimates of expenditure	21,507,400	20,506,900
Supplementary supply	-	147,200
Total appropriation	21,507,400	20,654,100
Total net expenditure	20,307,035	19,231,299
Add: revenue	119,006	74,024
Total gross expenditure	20,426,041	19,305,323
Unexpended balance of appropriation	\$ 1,081,359	\$ 1,348,777

See accompanying notes

HOUSE OF ASSEMBLY AND ITS STATUTORY OFFICES
PROVINCE OF NEWFOUNDLAND AND LABRADOR
NOTES TO FINANCIAL INFORMATION
March 31, 2015

Authority, nature of operations and basis of consolidation

The House of Assembly of Newfoundland and Labrador consists of 48 Members each of whom has been elected by the voters in the Provincial district which they represent. The House of Assembly in conjunction with the Lieutenant-Governor is known as the Legislature and its main role is to be the official law maker for all Provincial legislation. The Assembly debates draft legislation, estimates etc. and approves legislation or amendments for signature by the Lieutenant-Governor (Royal Assent).

This financial information reflects the financial operations of the House of Assembly and its Statutory Offices, as defined by the *House of Assembly Accountability, Integrity and Administration Act*. This financial information does not include the financial information of the Office of the Auditor General, which is another Statutory Office of the House of Assembly. The financial information of the Office of the Auditor General is audited by an independent firm of public accountants and presented under separate cover.

1. Summary of Significant Accounting Policies

(a) Basis of Presentation

The Schedule of Assets and Liabilities has been prepared on the accrual basis of accounting, consistent with the basis of accounting used in the preparation of the Consolidated Summary Financial Statements of the Province of Newfoundland and Labrador.

The Schedule of Expenditure and Related Revenue and the Schedule of Gross Expenditure and Unexpended Balances have been prepared on the modified cash basis of accounting, consistent with the basis of accounting in the preparation of the Report on the Program Expenditures and Revenues of the Consolidated Revenue Fund. In addition to the actual expenditure and related revenue for the year, for information purposes, the Schedule of Expenditure and Related Revenue includes the original and amended estimates for the House of Assembly and its Statutory Offices.

The accounting policies are also consistent with those used in the preparation of the Consolidated Summary Financial Statements of the Province of Newfoundland and Labrador except that this financial information does not include a provision for accumulating non-vesting sick leave benefits and non-vesting severance benefits.

(b) Measurement Uncertainty

The preparation of financial information in conformity with the policies described in Note 1(a) requires management to make estimates and assumptions that affect the reported amounts of assets and liabilities at the date of the Schedule of Assets and Liabilities. Items requiring the use of significant estimates include the allowance for doubtful accounts and the useful lives of tangible capital assets.

Estimates are based on the best information available at the time of preparation of the financial information and are reviewed annually to reflect new information as it becomes available. Measurement uncertainty exists in this financial information. Actual results could differ from these estimates.

HOUSE OF ASSEMBLY AND ITS STATUTORY OFFICES
PROVINCE OF NEWFOUNDLAND AND LABRADOR
NOTES TO FINANCIAL INFORMATION
March 31, 2015

2. Cash held in trust

The \$1,825 (2014 - \$1,208) of cash held in trust is held by the Office of the Chief Electoral Officer. There is a corresponding liability for this amount. These monies, including nomination fees, were deposited by candidates in General Elections and in by-elections from funds provided to the candidates in support of their respective election campaigns.

Candidates' nomination fees of \$200 per candidate are held until candidates file papers to have these fees reimbursed. Excess funds that exceed the campaign limits per the *Elections Act, 1991* are held in trust until the next Provincial general election.

3. Accounts receivable

	<u>2015</u>	<u>2014</u>
Due from Judgment Enforcements		
- former Members of the House of Assembly	\$ 298,698	\$ 370,842
Other amounts due from Judgment Enforcements	2,766,400	2,766,400
Miscellaneous amounts	5,060	3,175
	<u>3,070,158</u>	<u>3,140,417</u>
<u>Less: allowance for doubtful accounts</u>	<u>(2,766,400)</u>	<u>(2,766,400)</u>
Total accounts receivable	\$ 303,758	\$ 374,017

The accounts receivable and the related allowance for doubtful accounts for amounts due from Judgment Enforcements - former Members of the House of Assembly and Other amounts due from Judgment Enforcements were provided by the Office of the Comptroller General.

4. Prepaid expenses

	<u>2015</u>	<u>2014</u>
Prepaid expenses consists of:		
Memberships and subscriptions	\$ 52,378	\$ 51,886
Training and development	3,205	4,512
Travel and other	21,733	64,040
Total prepaid expenses	\$ 77,316	\$ 120,438

HOUSE OF ASSEMBLY AND ITS STATUTORY OFFICES
PROVINCE OF NEWFOUNDLAND AND LABRADOR
NOTES TO FINANCIAL INFORMATION
March 31, 2015

5. Tangible capital assets

	<u>2015</u>			<u>2014</u>
	<u>Original Cost</u>	<u>Accumulated Amortization</u>	<u>Net Book Value</u>	<u>Net Book Value</u>
<u>Furniture and equipment</u>	<u>\$1,470,244</u>	<u>\$ 766,358</u>	<u>\$ 703,886</u>	<u>\$ 852,804</u>

These assets are amortized over a 10 year period.

6. Accrued severance pay

The liability for severance pay in the amount of \$4,141,187 (2014 - \$4,381,143) is reported on the accrual basis of accounting on the Schedule of Assets and Liabilities and is calculated based on years of service and current salary levels.

Members of the House of Assembly are eligible for severance pay when they cease to be Members. Severance pay for Members is based on one month's basic indemnity for each year of service and is prorated for part of the year's service. Minimum severance for Members is three months pay, while maximum is twelve months pay.

Severance pay for political support staff is based on the nature of the termination of employment. Entitlement to severance pay vests with one year or more of uninterrupted service. No provision has been made in this financial information for severance pay for political support staff with less than one year of uninterrupted service. Political support staff who have their employment terminated are entitled to severance pay equal to one month's salary for each complete year of continuous service. Minimum severance is three months pay, while maximum is twelve months pay. Political support staff who voluntarily resign their positions are entitled to one week's pay for each year of service up to a maximum of twenty weeks.

Severance pay vests with other employees after nine years of uninterrupted service, and accordingly no provision has been made in this financial information for employees who have less than nine years of uninterrupted service with the Province. Severance pay, at the rate of one week's pay for each year of service up to a maximum of twenty weeks pay, is payable when the employee ceases employment with the Province.

HOUSE OF ASSEMBLY AND ITS STATUTORY OFFICES
PROVINCE OF NEWFOUNDLAND AND LABRADOR
NOTES TO FINANCIAL INFORMATION
March 31, 2015

7. Pensions and Group Health and Life Insurance Benefits

Members participate in the Members of the House of Assembly Pension Plan (MHA Pension Plan), as defined by the *Members of the House of Assembly Retiring Allowances Act*. Members who were contributing to another private or employer related pension plan may opt out of the MHA Pension Plan for their first General Assembly provided the decision is made prior to the first payment of salary. The Members are required to participate in the MHA Pension Plan upon subsequent re-election.

The staff of the House of Assembly and Statutory Offices participate in the Public Service Pension Plan (PSPP), as defined by the *Public Service Pension Act, 1991* (the *Act*), or the Government Money Purchase Pension Plan (GMPP).

Amounts are paid out of the Consolidated Revenue Fund (CRF) to match the pension contributions of Members and staff who participate in the PSPP or the MHA Pension Plan. Amounts are also paid out of the CRF to generally match the pension contributions of staff who participate in the GMPP. These amounts are costs of the Province of Newfoundland and Labrador and are not reflected in this financial information.

All PSPP contributions are remitted to the Public Service Pension Plan Corporation from which pensions will be paid to staff when they retire. The Province administers the PSPP, including payments of pension benefits to staff to whom the *Act* applies, on behalf of the Public Service Pension Plan Corporation.

Under the *Pensions Funding Act*, the Province is responsible for liabilities for the cost of future pensions in excess of the contributions made by Members of the MHA Pension Plan and the CRF. Any unfunded pension liabilities relating to Members of the House of Assembly are liabilities of the Province and are not reflected in this financial information.

All retired employees and Members of the Legislature who participate in the MHA Pension Plan or the PSPP are eligible to participate in the Province's Group Health and Life Insurance Program. Amounts are paid out of the CRF to match the amounts deducted from those who participate in this program. These amounts are costs of the Province of Newfoundland and Labrador and are not reflected in this financial information.

The Province is responsible for any liability relating to the group health and life insurance program. Any unfunded liabilities relating to the Members or staff of the House of Assembly and its Statutory Offices are liabilities of the Province and are not reflected in this financial information.

Details regarding the MHA Pension Plan, the PSPP, the GMPP and the Group, Health and Life Insurance Program are outlined in the Public Accounts of the Province of Newfoundland and Labrador.

**HOUSE OF ASSEMBLY AND ITS STATUTORY OFFICES
PROVINCE OF NEWFOUNDLAND AND LABRADOR
NOTES TO FINANCIAL INFORMATION
March 31, 2015**

8. Contractual obligations

The House of Assembly and its Statutory Offices have outstanding contractual obligations in the amount of \$1,490,013 relating to the lease of office accommodations. The schedule of payments related to these leases is as follows:

2016	\$ 593,754
2017	350,883
2018	298,204
2019	180,491
2020	<u>66,681</u>
	<u>\$ 1,490,013</u>

9. Income taxes

The House of Assembly and its Statutory Offices are not subject to Provincial or Federal income taxes.



Presented to Parliament (House of Assembly) by the Minister of Finance, Planning and Economic Development

**HOUSE OF ASSEMBLY
AND ITS STATUTORY OFFICES
MANAGEMENT CERTIFICATION**

MARCH 31, 2015

1. The purpose of this Management Certification is to provide a clear and concise statement of the financial position of the House of Assembly and its Statutory Offices as at the end of the financial year ended 31 March 2015.

2. The financial statements of the House of Assembly and its Statutory Offices for the year ended 31 March 2015 have been prepared in accordance with the provisions of the Public Finance Management Act, 1997 (PFMA) and the Accounting Standards for Government Entities, 2008 (ASGE).

3. The financial statements of the House of Assembly and its Statutory Offices for the year ended 31 March 2015 have been prepared on a going concern basis, unless otherwise stated.

4. The financial statements of the House of Assembly and its Statutory Offices for the year ended 31 March 2015 have been prepared on a historical cost basis, unless otherwise stated.

5. The financial statements of the House of Assembly and its Statutory Offices for the year ended 31 March 2015 have been prepared on a fair value basis, unless otherwise stated.

6. The financial statements of the House of Assembly and its Statutory Offices for the year ended 31 March 2015 have been prepared on a cost of sales basis, unless otherwise stated.

2015 - 04-10

[Signature]
Chairman of the House of Assembly




**MANAGEMENT CERTIFICATION
HOUSE OF ASSEMBLY - MARCH 31, 2015**

Pursuant to Paragraph 28(3)(1) of the *House of Assembly Accountability, Integrity and Administration Act*,

I, **Sandra Barnes**, Clerk of the House of Assembly of Newfoundland and Labrador, certify that:

1. I have reviewed the financial information of the House of Assembly and Statutory Offices, as defined in the *House of Assembly Accountability, Integrity and Administration Act*, for the period ending March 31, 2015;
2. Based on my knowledge, the financial information does not contain any untrue statement of a material fact or omit to state a material fact required to be stated or that is necessary to make a statement not misleading in light of the circumstances under which it was made, with respect to the period covered by the financial information;
3. Based on my knowledge, the annual financial information presents in all material respects the results of transactions at the House of Assembly and Statutory Offices as defined in the *House of Assembly Accountability, Integrity and Administration Act*, as of the date and for the periods presented;
4. I am responsible for establishing and maintaining disclosure controls and procedures and internal control over financial reporting for the House of Assembly and Statutory Offices as defined in the *House of Assembly Accountability, Integrity and Administration Act*, and I have:
 - (a) designed such disclosure controls and procedures, or caused them to be designed under my supervision, to provide reasonable assurance that material information relating to the House of Assembly and Statutory Offices, as defined in the *House of Assembly Accountability, Integrity and Administration Act*, is made known to me by others, particularly during the period in which the financial information is being prepared;
 - (b) designed such internal control over financial reporting, or caused it to be designed under my supervision, to provide reasonable assurance regarding the reliability of financial reporting and the preparation of financial information in accordance with the required policies;
 - (c) evaluated the effectiveness of the disclosure controls and procedures as of March 31, 2015 and am satisfied with the effectiveness based on such evaluation; and
 - (d) evaluated the effectiveness of the internal control over financial reporting as of March 31, 2015 and am satisfied with the effectiveness based on such evaluation.


Clerk of the House of Assembly

2015-06-10

Date

**House of Assembly Management Commission
Briefing Note**

Title: Audited Financial Information – Office of the Auditor General

Issue: Submission of the Financial Information of the Office of the Auditor General for fiscal year ended 31 March 2015

Background:

- Section 32(3) of the Auditor General’s Act states that:

(3) The auditor appointed under subsection (1) shall submit his or her report to the commission and send a copy to the auditor general.

- The attached report includes the Auditor’s Report; Supplementary Financial Information; Schedule of Expenditure and Related Revenue; Schedule of Gross Expenditure and Unexpended Balances and the Notes to the Financial Information.

Analysis:

Legal Consultation:

Not applicable

Internal Consultation(s):

Not applicable

External Consultation(s):

Not applicable

Comparison to Government Policy:

Not applicable

Financial Impact:

Not applicable

Legislative Impact:

Not applicable

Options:

- Not applicable

Status:

- Not applicable

Action Required:

- For review purposes

Prepared by: Marie Keefe

Approved by: Sandra Barnes

Date: September 1, 2015

Attachments:

1. Financial Information, Office of the Auditor General, March 31, 2015



Financial Information

Office of the Auditor General

Province of Newfoundland and Labrador

March 31, 2015

Contents

	Page
Independent Auditors' Report	1
Supplementary Financial Information	3
Schedule of Expenditures and Related Revenue	4
Schedule of Gross Expenditures and Unexpended Balances	5
Notes to the Financial Information	6-7



Independent auditors' report

Grant Thornton LLP
Suite 300
15 International Place
St. John's, NL
A1A 0L4
T +1 709 778 8800
F +1 709 722 7892
www.GrantThornton.ca

To the Members of the
House of Assembly Management Commission
Province of Newfoundland and Labrador

At the request of the Clerk of the House of Assembly, and in accordance with Section 32 of *The Auditor General Act*, we have audited the supplementary financial information of the Office of the Auditor General, Province of Newfoundland and Labrador as at March 31, 2015, the schedule of expenditures and related revenue and the schedule of gross expenditures and unexpended balances, for the year then ended.

Management's responsibility for the financial statements

Management is responsible for the preparation and fair presentation of this financial information in accordance with the policies disclosed in Note 2, and for such internal control as management determines is necessary to enable the preparation of the financial information that is free from material misstatement, whether due to fraud or error.

Auditor's responsibility

Our responsibility is to express an opinion on this financial information based on our audit. We conducted our audit in accordance with Canadian generally accepted auditing standards. Those standards require that we comply with ethical requirements and plan and perform the audit to obtain reasonable assurance about whether the financial information is free from material misstatement.

An audit involves performing procedures to obtain audit evidence about the amounts and disclosures in the financial information. The procedures selected depend on the auditor's judgment, including the assessment of the risks of material misstatement of the financial information, whether due to fraud or error. In making those risk assessments, the auditor considers internal control relevant to the entity's preparation and fair presentation of the financial information in order to design audit procedures that are appropriate in the circumstances, but not for the purpose of expressing an opinion on the effectiveness of the entity's internal control.

An audit also includes evaluating the appropriateness of accounting policies used and the reasonableness of accounting estimates made by management, as well as evaluating the overall presentation of the financial information.

We believe that the audit evidence we have obtained is sufficient and appropriate to provide a basis for our audit opinion.

Opinion

In our opinion, the financial information presents fairly, in all material respects, the financial position of the Office of the Auditor General, Province of Newfoundland and Labrador, as at March 31, 2015, and the results of its operations for the year then ended in accordance with policies disclosed in Note 2.

Other matters

This financial information, which has not been, and was not intended to be, prepared in accordance with Canadian generally accepted accounting principles, is solely for the information and use of the House of Assembly Management Commission to comply with the Act. This information is not intended to be used for any other purpose.



St. John's, Canada

June 25, 2015

Chartered Accountants

Office of the Auditor General
 Province of Newfoundland and Labrador
 Supplementary Financial Information

Year Ended March 31 2015 2014

Assets

Current

Audit fees work in progress	\$ -	\$ 173,668
Accountable advance	700	700
Prepays	<u>25,053</u>	<u>29,686</u>
	<u>\$ 25,753</u>	<u>\$ 204,054</u>

Liabilities

Current

Accrued paid/annual leave	\$ 1,038,384	\$ 973,639
Accrued payroll	51,955	41,510
Accrued overtime	1,117	2,684
Accrued severance pay	<u>473,727</u>	<u>502,747</u>
	<u>\$ 1,565,183</u>	<u>\$ 1,520,580</u>

Basis of accounting (Note 2)

Auditor General

See accompanying notes to the financial information.

Office of the Auditor General
Province of Newfoundland and Labrador
Schedule of Expenditures and Related Revenue

Year Ended March 31	2015	2015	2014
	<u>Actual</u>	<u>Original Budget</u>	<u>Actual</u>
Executive Support			
Salaries	\$ 224,976	\$ 226,500	\$ 221,070
Salaries (statutory)	172,185	173,100	178,029
Employee benefits	10,500	5,000	5,069
Transportation and communications	10,747	20,200	16,874
Professional services	-	5,000	-
Purchased services	<u>3,585</u>	<u>6,000</u>	<u>197</u>
	<u>\$ 421,993</u>	<u>\$ 435,800</u>	<u>\$ 421,239</u>
Administrative Support			
Salaries	\$ 208,973	\$ 209,500	\$ 209,600
Employee benefits	7,812	8,500	4,983
Transportation and communications	31,179	40,500	26,846
Supplies	72,405	99,400	85,510
Professional services	-	6,000	1,030
Purchased services	287,896	251,800	182,573
Property, furnishings and equipment	<u>11,833</u>	<u>31,100</u>	<u>25,943</u>
	<u>\$ 620,098</u>	<u>\$ 646,800</u>	<u>\$ 536,485</u>
Audit Operations			
Salaries	\$ 2,148,624	\$ 2,277,100	\$ 2,278,851
Employee benefits	58,671	81,300	66,102
Transportation and communications	51,633	73,500	59,801
Professional services	<u>233,419</u>	<u>100,000</u>	<u>9,800</u>
	2,492,347	2,531,900	2,414,554
Revenue – Provincial	<u>(349,655)</u>	<u>(262,700)</u>	<u>(244,580)</u>
	<u>\$ 2,142,692</u>	<u>\$ 2,269,200</u>	<u>\$ 2,169,974</u>
Net expenditures	<u>\$ 3,184,783</u>	<u>\$ 3,351,800</u>	<u>\$ 3,127,698</u>

Basis of accounting (Note 2)

See accompanying notes to the financial information.

Office of the Auditor General
 Province of Newfoundland and Labrador
 Schedule of Gross Expenditures and Unexpended Balances

Year Ended March 31	2015	2014
Original budget estimates (net)	\$ 3,351,800	\$ 3,165,800
Add: revenue estimates net of statutory payments	<u>89,600</u>	<u>91,600</u>
Total appropriation	<u>3,441,400</u>	<u>3,257,400</u>
Total net expenditure	3,184,783	3,127,698
Add: revenues in excess of statutory payments	<u>177,470</u>	<u>66,551</u>
Total gross expenditure (budgetary, non-statutory)	<u>3,362,253</u>	<u>3,194,249</u>
Unexpended balance of appropriation	\$ <u>79,147</u>	\$ <u>63,151</u>

See accompanying notes to the financial information.

Office of the Auditor General Province of Newfoundland and Labrador

Notes to the Financial Information

March 31, 2015

1. Nature of operations

The *Auditor General Act* creates the Office of the Auditor General to assist in carrying out the duties prescribed. The *Act* appoints the Auditor General as the House of Assembly's independent legislative auditor of Government, its departments, agencies of the Crown, and Crown controlled corporations. The Auditor General reports to the House of Assembly, on significant matters which result from the examination of these entities.

2. Summary of significant accounting policies

This financial information has been prepared in accordance with the accounting policies set out below.

Basis of accounting

The Supplementary Financial Information is prepared on the accrual basis of accounting. The Schedule of Expenditures and Related Revenue and the Schedule of Gross Expenditures and Unexpended Balances are based on the modified cash basis.

Assets and liabilities

Assets and liabilities are recorded on a basis consistent with the policies used in preparing the Public Accounts of the Province of Newfoundland and Labrador. Direct liabilities and convertible assets such as amounts receivable are reported on the Supplementary Financial Information on an accrual basis.

Capital assets

Capital asset acquisitions are charged as budgetary expenditures and are expensed in the year of acquisition on the Schedule of Expenditures and Related Revenue. Capital assets are not reported on the Supplementary Financial Information but are reported in the Public Accounts of the Province of Newfoundland and Labrador.

Revenue recognition

Audit fee revenue is recorded on the modified cash basis as payment is received on the Schedule of Expenditures and Related Revenue. Audit fees work in progress on the Supplementary Financial Information are on the accrual basis of accounting, and are based on expenses incurred by year end, that management estimates will be recovered through sales invoices after year end.

Office of the Auditor General
Province of Newfoundland and Labrador
Notes to the Financial Information

March 31, 2015

2. Summary of significant accounting policies (cont'd.)

Operating expenses

Expenses are recorded on the modified cash basis as payments are made on the Schedule of Expenditures and Related Revenue. Accrued leave, overtime, and payroll are recorded on the Supplementary Financial Information on the accrual basis of accounting.

Severance pay

Severance pay is accounted for on an accrual basis and is calculated based upon years of service and current salary levels. The right to be paid severance pay vests with employees upon nine years or more of service, and accordingly no provision has been made in the accounts for employees with less than nine years of continual service. The amount is payable when the employee ceases employment with the Province.

Income taxes

The Office of the Auditor General is not subject to Provincial or Federal income taxes.

3. Commitments

The Office is committed to annual rental payments for the next five years as follows: 2016 - \$233,109; 2017 - \$233,109; 2018 - \$216,099; 2019 - \$203,949 and 2020 - \$169,957.

4. Employee future benefits

Under the *Auditor General Act*, all persons employed in the Office of the Auditor General are employees for the purposes of the *Public Service Pensions Act, 1991*, and are entitled to all the benefits under that *Act*. No pension or other post employment future benefit expenditures have been recorded in this financial information.

Pension liability and group life and health insurance liability are recognized in the Public Accounts for all public servants. Pension expense and group life and health insurance expense for public servants are also reported in the Public Accounts under the Consolidated Fund Services. The Province matched the contributions of public servants and these expenses are recorded under the Consolidated Fund Services.

5. Subsequent event

Effective April 1, 2015, the Office of the Auditor General no longer invoices for its audit services. As a result, no work in progress was recorded at March 31, 2015 and no revenue will be recorded in the 2015/16 and later fiscal years.

Office of the Auditor General
Prince of Newfoundland and Labrador
Report to the Financial Institutions

1. The purpose of this report is to provide information on the

Financial Institutions

The purpose of this report is to provide information on the financial institutions in the province of Newfoundland and Labrador. The report is intended to provide information on the financial institutions in the province of Newfoundland and Labrador.

Financial Institutions

The purpose of this report is to provide information on the financial institutions in the province of Newfoundland and Labrador. The report is intended to provide information on the financial institutions in the province of Newfoundland and Labrador.

Financial Institutions

The purpose of this report is to provide information on the financial institutions in the province of Newfoundland and Labrador.

Financial Institutions

The purpose of this report is to provide information on the financial institutions in the province of Newfoundland and Labrador.

Financial Institutions

The purpose of this report is to provide information on the financial institutions in the province of Newfoundland and Labrador.

The purpose of this report is to provide information on the financial institutions in the province of Newfoundland and Labrador.

Financial Institutions

The purpose of this report is to provide information on the financial institutions in the province of Newfoundland and Labrador.

**House of Assembly Management Commission
Briefing Note**

Title: Caucus Operational Funding Grants

Issue: Caucus Operational Funding Expenditure Reports for 2014-2015

Background:

- At its February 2, 2010 meeting, the Commission approved the Caucus Operational Funding Grants Policy dated February 2010. **CM 2010-003** refers.
- Section 6.0 of the policy requires each caucus to submit a report detailing expenditures on the use of this allocation to the Commission within 90 days after the end of each fiscal year.
- The reports detailing expenditures for the period 1 April 2014 to 31 March 2015 have been received from the Office of the Speaker, Government Members' Caucus, Official Opposition Caucus, and Third Party Caucus. The reports of each are attached.

Analysis:

Legal Consultation:

Not applicable

Internal Consultation(s):

Not applicable

External Consultation(s):

Office of the Speaker, Government Members' Caucus, Official Opposition Caucus, Third Party Caucus

Comparison to Government Policy:

Not applicable

Financial Impact:

Not applicable

Legislative Impact:

Not applicable

Options:

- Not applicable

Status:

- All reports are received and attached.

Action Required:

- For reporting purposes only.

Prepared by: Bobbi Russell

Approved by: Sandra Barnes

Date: June 30, 2015

Attachments:

1. Office of the Speaker 2014-2015 Annual Expense Report
2. Government Members' Caucus 2014-2015 Annual Expense Report
3. Official Opposition Caucus 2014-2015 Annual Expense Report
4. Third Party Caucus 2014-2015 Annual Expense Report

**Speakers Office
Summary of Expenditures
For the Period April 1, 2014 to March 31, 2015**

Caucus Office and Staff	
Transportation and Communications	
	Travel, meals and accommodations associated with hearings, caucus, and other meetings
	Travel, meals and accommodations associated with luncheons such as Board of Trade, Combined Councils of Labrador conference, and similar functions
	Travel, meals and accommodations associated with training and development
	Taxis, couriers and other delivery charges
	Sub-Total
Supplies	
	Newspapers, other subscriptions, resource materials
	Gifts for visiting delegations or individuals, to a maximum of \$200 per gift
	Flowers or similar tokens of respect on behalf of a caucus for funerals or serious illnesses of Members, former Members or political staff
	Meals and food services for meetings and guests, or for staff outside normal working hours
	Office supplies and operational expenses
	Sub-Total
Purchased Services	
	Registration or other fees associated with luncheons such as Board of Trade and similar functions
	Processing fees for Access to Information requests
	Media transcripts
	Training and development registration fees
	Standard banking charges
	Advertising, of a non-partisan nature, on behalf of the caucus
	Sub-Total

**Speakers Office
Summary of Expenditures
For the Period April 1, 2014 to March 31, 2015**

Members and Constituency Assistants - Caucus Meetings	
Transportation and Communications	
	Travel, meals and accommodations
Supplies	
	Office supplies, food services, water, other
Purchased Services	
	Room rentals, advertising, printing, other
Sub-Total	
Total	

\$ -
\$ 616.31
\$ 134.33
\$ 750.64
\$ 123.17
\$ -
\$ -
\$ -
\$ 66.11
\$ -
\$ 189.28

\$ -
\$ 291.36
\$ 291.36
\$ 1,231.28



HOUSE OF ASSEMBLY
NEWFOUNDLAND LABRADOR

June 29, 2015

Ms. Jennifer Bragg
Manager, Financial Planning and Reporting
Corporate & Members' Services
House of Assembly

Dear Ms. Bragg:

In accordance with CM2008-085 of the House of Assembly Management Commission, please find attached the Summary of Expenditures of the Progressive Conservative Party Caucus for the Fiscal Year ending March 31, 2014.

Regards,

A handwritten signature in blue ink, appearing to read 'Ann Ring', written over the typed name.

Ann Ring
Office Manager
Government Members' Office
House of Assembly

**Progressive Conservative Party Caucus
Summary of Expenditures
For the Period April 1, 2014 to March 31, 2015**

Caucus Office and Staff	
Transportation and Communications	
	Travel, meals and accommodations associated with hearings, caucus, and other meetings
	Travel, meals and accommodations associated with luncheons such as Board of Trade, Combined Councils of Labrador conference, and similar functions
	Travel, meals and accommodations associated with training and development
	Taxis, couriers and other delivery charges
	Sub-Total
Supplies	
	Newspapers, other subscriptions, resource materials
	Gifts for visiting delegations or individuals, to a maximum of \$200 per gift
	Flowers or similar tokens of respect on behalf of a caucus for funerals or serious illnesses of Members, former Members or political staff
	Meals and food services for meetings and guests, or for staff outside normal working hours
	Office supplies and operational expenses
	Sub-Total
Purchased Services	
	Registration or other fees associated with luncheons such as Board of Trade and similar functions
	Processing fees for Access to Information requests
	Media transcripts
	Training and development registration fees
	Standard banking charges
	Advertising, of a non-partisan nature, on behalf of the caucus
	Sub-Total

**Progressive Conservative Party Caucus
Summary of Expenditures
For the Period April 1, 2014 to March 31, 2015**

Members and Constituency Assistants - Caucus Meetings	
Transportation and Communications	
	Travel, meals and accommodations
Supplies	
	Office supplies, food services, water, other
Purchased Services	
	Room rentals, advertising, printing, other
Sub-Total	
Total	

\$ 2,131.78
\$ 2,131.78
\$ 89.00
\$ 199.98
\$ 288.98
\$ -
\$ -
\$ -
\$ -
\$ 84.00
\$ -
\$ 84.00

\$ 21,693.26
\$ 221.07
\$ 574.36
\$ 22,488.69
\$ 24,993.45



**HOUSE OF ASSEMBLY
NEWFOUNDLAND AND LABRADOR**

Official Opposition Office

M E M O R A N D U M

**TO: Jennifer Bragg, Manager Financial Planning and Reporting
House of Assembly**

**FROM: Gail Parsons
Administrative/Legislative Assistant**

DATE: June 24th, 2015

RE: FISCAL YEAR END CAUCUS FUNDING REPORT

Attached please find the Official Opposition Caucus Funding Report for the Fiscal Year 2014 – 2015 as per the House of Assembly Management Commission guidelines for Caucus Funding which states:

CM2008 -085 .6: “...Each Caucus shall submit a report detailing expenditures on the use of this allocation to the Commission within 90 days after the end of each fiscal year.” (2015: June 30th)

Attachment

cc: Sandra Barnes, Clerk HOA

Wanda Lee Mercer, Chief Financial Officer HOA

Dwight Ball, Leader of the Official Opposition, Member of the House Management Commission

Andrew Parsons, Opposition House Leader; Member of the House Management Commission

Kelvin Parsons, Chief of Staff; Official Opposition

Summary of Expenditures
For the Period April 1st, 2014 to March 31st, 2015

Official Opposition Caucus Office and Staff	
Transportation and Communications	
Travel, meals and accommodations associated with hearings, caucus and other meetings	0
Travel, meals and accommodations associated with luncheons such as Board of Trade, Combined Councils of Labrador conference, and similar functions	0
Travel, meals and accommodations associated with training and development	0
Taxis, couriers and other delivery charges	\$11.00
Sub-Total	\$11.00
Supplies	
Newspapers, other subscriptions, resource materials	0
Gifts for visiting delegations or individuals, to a maximum of \$200 per gift	NO GIFTS
Flowers or similar tokens of respect on behalf of a caucus for funerals or serious illnesses of Members, former Members or political staff	\$79.09
Meals and food services for meetings and guests, or for staff outside normal working hours	\$1,636.08
Office supplies and operational expenses	\$1,332.88
Sub-Total	\$3,048.05
Purchased Services	
Registration or other fees associated with luncheons such as Board of Trade and similar functions	\$754.10
Processing fees for Access to Information requests	\$860.00
Media transcripts	0
Training and development registration fees	0
Standard banking charges	\$233.60
Advertising, of a non-partisan nature, on behalf of the caucus	0
Sub-Total	\$1,847.70

	Members and Constituency Assistants – Caucus Meetings	
	Transportation and Communications	
	Travel, meals and accommodations	\$2,659.20
	Supplies	
	Office supplies, food services, water, other	\$7,875.81
	Purchased Services	
	Room rentals, advertising, printing, other	\$250.00
	Subtotal	\$10,785.01
	Total	\$15, 691.76

	Official Opposition Caucus Operational Funding	
	Monthly Remittance	
		\$18,547.58
	Other	
	Transfer of funds from Independent Caucus Member	\$111.33
	Balance forward from previous fiscal year [2013 - 2014]	\$1,328.76
	Total	\$19,987.67
	Total Expenditures	
	Transportation and Communications; Supplies; Purchased Services; and Members and Constituency Assistants – Caucus Meetings including room rentals.	\$15,691.76
	Balance	\$4,295.91



New Democratic Party Caucus

June 15, 2015

Jennifer Bragg
Manager, Financial Planning and Reporting
Corporate & Members' Services
House of Assembly
(709) 729-0201

Dear Ms. Bragg,

Attached please find the Third Party Caucus Funding Report for the Fiscal Year 2014-15 as per the House of Assembly Management Commission guidelines.

Sincerely,

A handwritten signature in blue ink, appearing to read 'Mark Sharkey', with a long horizontal flourish extending to the right.

Mark Sharkey
Office Administrator
Third Party Caucus
(709) 729-0270

**Third Party Caucus
Summary of Expenditures
For the Period April 1, 2014 to March 31, 2015**

Caucus Office and Staff	
Transportation and Communications	
Travel, meals and accommodations associated with hearings, caucus, and other meetings	\$ 2,345.03
Travel, meals and accommodations associated with luncheons such as Board of Trade, Combined Councils of Labrador conference, and similar functions	\$ -
Travel, meals and accommodations associated with training and development	\$ 724.23
Taxis, couriers and other delivery charges	\$ 220.38
Sub-Total	\$ 3,289.64
Supplies	
Newspapers, other subscriptions, resource materials	\$ -
Gifts for visiting delegations or individuals, to a maximum of \$200 per gift	\$ 103.92
Flowers or similar tokens of respect on behalf of a caucus for funerals or serious illnesses of Members, former Members or political staff	\$ 274.59
Meals and food services for meetings and guests, or for staff outside normal working hours	\$ 1,721.95
Office supplies and operational expenses	\$ 671.60
Sub-Total	\$ 2,772.06
Purchased Services	
Registration or other fees associated with luncheons such as Board of Trade and similar functions	\$ 704.00
Processing fees for Access to Information requests	\$ -
Media transcripts	\$ 1,201.19
Training and development registration fees	\$ -
Standard banking charges	\$ 59.40
Rebate Standard banking charges	\$ (59.40)
Sub-Total	\$ 1,905.19

**Third Party Caucus
Summary of Expenditures
For the Period April 1, 2014 to March 31, 2015**

Members and Constituency Assistants - Caucus Meetings	
Transportation and Communications	
Travel, meals and accommodations	\$ 114.51
Supplies	
Office supplies, food services, water, other	\$ -
Purchased Services	
Room rentals, advertising, printing, other	\$ -
Sub-Total	\$ 114.51
Total	\$ 8,081.40

**House of Assembly Management Commission
Briefing Note**

Title: Caucus Operational Funding Grants Policy

Issue: Amendments to Caucus Operational Funding Grants Policy following recommendations of the Auditor General and the Audit Committee.

Background:

- At the October 15, 2008 meeting, the Management Commission approved operational funding for each caucus (**CM 2008-085 refers**). A Caucus Operational Funding Grants Policy was subsequently approved at the February 3, 2010 meeting (**CM 2010-003 refers**).
- In the Compliance Audit for the period October 11, 2011 to March 31, 2014, the Auditor General identified deficiencies relating to the administration of the operational funding grants of the caucuses and the Office of the Speaker. On January 8, 2015, the Audit Committee met with the Auditor General to discuss the deficiencies as well as recommendations on how to address them.
- At its February 24, 2015 meeting, the recommendations of the Audit Committee with respect to the Caucus Operational Funding Grants Policy were brought to the to the Management Commission for consideration (see attached letter from the Audit Committee). The Commission directed House officials to draft amendments to the policy to reflect the recommendations, with the revised policy to be brought back to a future meeting for consideration and approval (**CM 2015-011 refers**).
- To address these recommendations, the following revisions have been made (revised policy attached):
 - Bank reconciliations will be required by each caucus on a monthly basis. A template for the reconciliations has been developed.
 - Each caucus will be required to establish and implement control procedures with respect to the caucus operational funding grant.
 - Supporting documentation, including images/photocopies of cheques, will be required for ALL expenditures and must reconcile to the annual summary of expenditures report.
 - The annual summary of expenditures report will require a reconciliation of expended and unexpended balances. The template has been revised to include opening balance for the fiscal year, total deposits for the fiscal year, and closing balance for the fiscal year.

Analysis:

Legal Consultation:

N/A

Internal Consultation(s):

Corporate & Members' Services Division

External Consultation(s):

N/A

Comparison to Government Policy:

N/A

Financial Impact:

N/A

Legislative Impact:

N/A

Options:

1. Approve the proposed amendments to the Caucus Operational Funding Grants Policy.
2. Do not approve the proposed amendments to the Caucus Operational Funding Grants Policy.

Status:

- The Operational Funding Grants Policy dated February 2010 applies.

Action Required:

Pursuant to subparagraph 20(6)(b)(ii) of the *House of Assembly Accountability, Integrity and Administration Act*, the Commission approves the amendments to the Caucus Operational Funding Grants Policy.

Prepared by: Bobbi Russell

Approved by: Sandra Barnes

Date: April 7, 2015

Attachments:

1. Letter January 8, 2015 from the Audit Committee to the Management Commission.
2. Caucus Operational Funding Grants Policy – Revised July 2015.



HOUSE OF ASSEMBLY
Newfoundland and Labrador

January 8, 2015

Hon. Wade Verge, MHA
Chair, House of Assembly Management Commission
Office of Speaker
Main Floor, Confederation Building


Dear Mr. Verge,

At the meeting of the Audit Committee held on January 8th, 2015 the Committee met separately with the Auditor General, and the Clerk and the Chief Financial Officer, to discuss the results of the Compliance Audit performed by the Auditor General pursuant to subsection 43(9) of the *House of Assembly Accountability, Integrity and Administration Act*. The Auditor General identified some weaknesses relating to the administration of the operational funding grants of the caucuses and the Speaker, and made recommendations regarding action which should be taken to address these weaknesses. The Audit Committee has considered the findings of the Auditor General with respect to the caucus funding grants, endorses the recommendations of the Auditor and recommends accordingly that the Management Commission

- instruct the caucuses and the Speaker to perform monthly bank reconciliations as a control procedure for the bank accounts related to caucus operational funding grants;
- instruct the Government Members' Caucus and the Official Opposition Caucus to maintain supporting documentation related to expenditures incurred through their caucus operational funding grants;
- instruct the Third Party Caucus to ensure that the records they maintain reconcile to the annual summary of expenditures report;
- revise policy to require that the annual summary of expenditures report template related to caucus operational funding grants include a reconciliation of expended and unexpended balances on a year over year basis to ensure all money is accounted for and spent for the purpose for which it was intended;

- instruct each caucus and the Speaker to establish and implement control procedures over reimbursable expenditures to promote the accountability of operational funding grants and
- instruct the Government Members' Caucus to have cheque images returned on its monthly bank statements or to make a photocopy of each cheque issued to enable the caucus to complete a thorough review of the disbursements from the bank account.

Sincerely yours,

A handwritten signature in black ink that reads "Kevin Pollard". The signature is written in a cursive style with a long horizontal flourish extending to the right.

Kevin Pollard, MHA
Chair of Audit Committee



House of Assembly

Caucus Operational Funding Grants Policy

Revised September 2015

Table of Contents

1.0 Approval

2.0 Purpose

3.0 General

3.1 *Definition*

3.2 *Authority*

3.3 *Supporting Documentation*

4.0 Eligible items, services and activities

4.1 *Caucus Office Staff*

4.2 *Members and Constituency Assistants – Caucus Meetings*

5.0 Ineligible items, services and activities

6.0 Monthly Bank Reconciliations

7.0 Annual Reporting

Appendix A Annual Reporting Template

Appendix B Monthly Bank Reconciliation Template

1.0 Approval

Under the authority of subparagraph 20(6)(b)(ii) of the *House of Assembly Accountability, Integrity and Administration Act*(the Act), the House of Assembly Management Commission establishes this policy respecting Caucus Operational Funding Grants.

2.0 Purpose

This policy is developed to ensure consistency and appropriateness in the spending of the operational funding provided to each caucus.

3.0 General

Grant funding is provided to each caucus to cover the cost of miscellaneous purchases associated with caucus operations.

Each caucus is entitled to \$100 per month for each Member of that caucus, with a minimum of \$800, to fund miscellaneous operational purchases. The Speaker is entitled to \$100 per month.

Beginning with the 2009-2010 fiscal year, this allocation is adjusted based on the provincial Consumer Price Index for the prior calendar year.

Expenses related to constituency business which may be claimed by individual Members under the *Members' Resources and Allowances Rules* may not be claimed under this policy.

It is the responsibility of each caucus to establish and implement control procedures with respect to the operational funding grant.

3.1 Definition

For the purposes of this policy only, "caucus" means a group of Members of the same political party, an individual Member with or without party affiliation or the Speaker.

3.2 Authority

In accordance with **CM 2008-085**, operational funding was provided to each caucus to fund miscellaneous operational purchases. Guidelines respecting eligible and ineligible purchases under this allocation shall be determined by the Commission.

3.3 Supporting Documentation

Supporting documentation, including **images/photocopies of cheques**, must be retained for **ALL** expenses and must reconcile to the annual summary of expenditures report.

When requested, supporting documentation for each category of expenditure shall be made available to the Clerk of the House of Assembly.

All supporting documentation, including the monthly bank reconciliations, should be retained for 5 years.

4.0 Eligible items, services and activities

The following list of eligible items, services and activities may be purchased under this policy.

4.1 Caucus Office and Staff

➤ Transportation and Communications

- Travel, meals and accommodations associated with hearings, caucus and other meetings
- Travel, meals and accommodations associated with luncheons such as Board of Trade, Combined Councils of Labrador conference, and similar functions
- Travel, meals and accommodations associated with training and development
- Taxis, couriers and other delivery charges

➤ Supplies

- Newspapers, other subscriptions, resource materials
- Gifts for visiting delegations or visiting individuals, to a maximum of \$200 per gift
- Flowers or similar tokens of respect on behalf of a caucus for funerals or serious illnesses of Members, former Members or political staff
- Meals and food services for meetings and guests, or for staff outside normal working hours
- Office supplies and operational expenses

➤ Purchased Services

- Registration or other fees associated with luncheons such as Board of Trade and similar functions
- Processing fees for Access to Information requests
- Media transcripts
- Training and development registration fees
- Standard banking charges
- Advertising, of a non-partisan nature, on behalf of the caucus
- Web site maintenance

4.2 Members and Constituency Assistants – Caucus Meetings

➤ Transportation and Communications

- Travel, meals and accommodations

➤ Supplies

- Office supplies, food services, water, other

➤ Purchased Services

- Room rentals, advertising, printing, other

5.0 Ineligible items, services and activities

- Expenses which may be claimed by individual Members under the *Members' Resources and Allowances Rules*.
- Expenses associated with partisan political activities.
- Personal items.
- Donations or loans to individuals/groups or to a political party or organization.

6.0 Monthly Reconciliations

- Each caucus **must** complete bank reconciliations on a monthly basis.
- The bank reconciliation must include **all** necessary supporting documentation which must be maintained for annual reporting purposes.
- A suggested template for the monthly bank reconciliation is included in Appendix B.

7.0 Annual Reporting

- In accordance with **CM 2008-085** of the House of Assembly Management Commission, each caucus **must submit** a report detailing expenditures on the use of this allocation to the Commission within 90 days after the end of each fiscal year.
- A template for the annual report is included in **Appendix A**.
- Details and any supporting documentation for each category of expenditure shall be made available to the Clerk of the House of Assembly, when requested.
- All supporting documentation should be retained for 5 years.

DRAFT

**XX Caucus
Summary of Expenditures
For the Period April 1, XXXX to March 31, XXXX**

Caucus Office and Staff		
Transportation and Communications		
	Travel, meals and accommodations associated with hearings, caucus, and other meetings	
	Travel, meals and accommodations associated with luncheons such as Board of Trade, Combined Councils of Labrador conference, and similar functions	
	Travel, meals and accommodations associated with training and development	
	Taxis, couriers and other delivery charges	
	Sub-Total	\$ -
Supplies		
	Newspapers, other subscriptions, resource materials	
	Gifts for visiting delegations or individuals, to a maximum of \$200 per gift	
	Flowers or similar tokens of respect on behalf of a caucus for funerals or serious illnesses of Members, former Members or political staff	
	Meals and food services for meetings and guests, or for staff outside normal working hours	
	Office supplies and operational expenses	
	Sub-Total	\$ -
Purchased Services		
	Registration or other fees associated with luncheons such as Board of Trade and similar functions	\$ -
	Processing fees for Access to Information requests	\$ -
	Media transcripts	\$ -
	Training and development registration fees	\$ -
	Standard banking charges	
	Advertising, of a non-partisan nature, on behalf of the caucus	\$ -
	Sub-Total	\$ -

**XX Caucus
Summary of Expenditures
For the Period April 1, XXXX to March 31, XXXX**

Members and Constituency Assistants - Caucus Meetings	
--	--

Transportation and Communications		
	Travel, meals and accommodations	\$ -
Supplies		
	Office supplies, food services, water, other	
Purchased Services		
	Room rentals, advertising, printing, other	
Sub-Total		\$ -

Other (provide details)		
	Insert details here	
Sub-Total		\$ -

Total Expenditures for FY	\$ -
----------------------------------	------

Opening Balance for FY	
Total Deposits for FY	
Total Expenditures for FY	
Ending Balance for FY	

Bank Reconciliation
INSERT CAUCUS
DATE: END FISCAL MONTH

Bank Balance \$ -

PLUS Outstanding Deposits

TOTAL \$ -

LESS Outstanding Cheques

Cheque # Date Amount

TOTAL \$ -

Adjusted Bank Balance \$ -

General Ledger \$ -

Adjustment to Ledger

Bank Fees \$ -

Adjusted General Ledger \$ -

Difference \$ -