



**House of Assembly  
Newfoundland and Labrador**

**Minutes of the House of Assembly  
Management Commission**

**Date:** August 24, 2016

**Location:** House of Assembly Chamber

**Time:** 9:34 a.m.

**Members Present:**

Mr. Tom Osborne, MHA, Waterford Valley, Speaker

Ms. Sandra Barnes, Clerk of the House of Assembly

Hon. Andrew Parsons, Government House Leader

Mr. Keith Hutchings, MHA (PC) Ferryland

Ms. Lorraine Michael, MHA (NDP) St. John's East - Quidi Vidi

Hon. Siobhan Coady, MHA (Lib), St. John's West

Mr. Mark Browne, MHA (Lib) Placentia West - Bellevue

**Regrets:**

Mr. Paul Davis, MHA (PC) Topsail – Paradise

**Other**

Ms. Bobbi Russell, Policy, Planning & Communications Analyst – House of Assembly

Mr. Cory Grandy, Assistant Deputy Minister – Department of Transportation & Works

The Speaker reported the following decisions from an *in camera* meeting held on July 15, 2016:

**CM 2016-027**

The Commission recommended the appointment of Mr. Donovan Molloy in an acting capacity as Information and Privacy Commissioner to be compensated at EP-10, Step 25 until the position is filled on a permanent basis by resolution of the House; and, that the permanent Information and Privacy Commission be compensated at EP-10, Step 25. The Speaker's Office will be responsible for the payment of Law Society or other fees associated with the practice of law for the Information and Privacy Commissioner.

- CM 2016-028** In order to give immediate effect to **CM 2016-027**, the Commission waived the usual two day waiting period for Management Commission decisions.
- CM 2016-029** The Minutes of the House of Assembly Management Commission meeting held on June 29, 2016 were approved as read.
- CM 2016-030** The Minutes of the House of Assembly Management Commission meeting held on July 15, 2016 were approved as read.
- CM 2016-031** The Commission approved payment of expenses totaling \$683.19 for the Member for Placentia-St. Mary's, with the expenses to be paid within the appropriate allocation for the 2016-17 fiscal year.
- CM 2016-032** The Commission approved payment of expenses totaling \$200.00 and \$60.00 for the Member for Mount Pearl-Southlands, with the expenses to be paid within the appropriate allocation for the 2016-17 fiscal year.
- CM 2016-033** The Commission approved payment of expenses totaling \$84.75 for the Member for Gander, with the expenses to be paid within the appropriate allocation for the 2016-17 fiscal year.
- CM 2016-034** The Commission approved the following transfer of funds:  
**From:**  
Subdivision 1.1.04.09 Members' Resources – Allowances and Assistance  
\$ 74,000  
**To:**  
Subdivision 3.1.01.10 Office of the Chief Electoral Officer – Grants and Subsidies  
\$ 74,000
- CM 2016-035** Notwithstanding subsection 48(2) of the *House of Assembly Accountability, Integrity and Administration Act* and pursuant to paragraph 20(6)(b) of that Act, the Commission directed that for the purposes of applying the *Public Tender Act* to the House of Assembly, approvals shall be given by the Management Commission.

**CM 2016-036**

Commission approved the renewal of the lease for premises occupied by the Chief Electoral Office for a further term of 5 years under the same terms and conditions contained in the present lease dated May 18, 2006, with the lease to be between the Lessor (Fairview Investments Limited) and Her Majesty the Queen in Right of the House of Assembly as represented by the Speaker.

**Adjournment:** 9:53 a.m.

Tom Osborne, MHA  
Speaker and Chair

Sandra Barnes  
Clerk and Secretary to the Commission

**House of Assembly Management Commission  
Briefing Note**

**Title:** Audited Financial Information – Office of the Auditor General

**Issue:** Submission of the Financial Information of the Office of the Auditor General for fiscal year ended 31 March 2016

**Background:**

- Section 32(3) of the Auditor General’s Act states that:

*(3) The auditor appointed under subsection (1) shall submit his or her report to the commission and send a copy to the auditor general.*

- The attached report includes the Auditor’s Report; Supplementary Financial Information; Schedule of Expenditure and Related Revenue; Schedule of Gross Expenditure and Unexpended Balances and the Notes to the Financial Information.

**Analysis:**

**Legal Consultation:**

Not applicable

**Internal Consultation(s):**

Not applicable

**External Consultation(s):**

Not applicable

**Comparison to Government Policy:**

Not applicable

**Financial Impact:**

Not applicable

**Legislative Impact:**

Not applicable

**Options:**

- Not applicable

**Status:**

- Not applicable

**Action Required:**

- For review purposes

Prepared by: Marie Keefe

Approved by: Sandra Barnes

Date: November 16, 2016

**Attachments:**

1. Financial Information, Office of the Auditor General, March 31, 2016



Financial Information

Office of the Auditor General

Province of Newfoundland and Labrador

March 31, 2016

# Contents

	<b>Page</b>
Independent Auditors' Report	1
Supplementary Financial Information	3
Schedule of Expenditures and Related Revenue	4
Schedule of Gross Expenditures and Unexpended Balances	5
Notes to the Financial Information	6-7



## Independent auditors' report

Grant Thornton LLP  
Suite 300  
15 International Place  
St. John's, NL  
A1A 0L4

T +1 709 778 8800  
F +1 709 722 7892  
[www.GrantThornton.ca](http://www.GrantThornton.ca)

To the Members of the  
House of Assembly Management Commission  
Province of Newfoundland and Labrador

At the request of the Clerk of the House of Assembly, and in accordance with Section 32 of *The Auditor General Act*, we have audited the supplementary financial information of the Office of the Auditor General, Province of Newfoundland and Labrador as at March 31, 2016, the schedule of expenditures and related revenue and the schedule of gross expenditures and unexpended balances, for the year then ended.

### **Management's responsibility for the financial statements**

Management is responsible for the preparation and fair presentation of this financial information in accordance with the policies disclosed in Note 2, and for such internal control as management determines is necessary to enable the preparation of the financial information that is free from material misstatement, whether due to fraud or error.

### **Auditor's responsibility**

Our responsibility is to express an opinion on this financial information based on our audit. We conducted our audit in accordance with Canadian generally accepted auditing standards. Those standards require that we comply with ethical requirements and plan and perform the audit to obtain reasonable assurance about whether the financial information is free from material misstatement.

An audit involves performing procedures to obtain audit evidence about the amounts and disclosures in the financial information. The procedures selected depend on the auditor's judgment, including the assessment of the risks of material misstatement of the financial information, whether due to fraud or error. In making those risk assessments, the auditor considers internal control relevant to the entity's preparation and fair presentation of the financial information in order to design audit procedures that are appropriate in the circumstances, but not for the purpose of expressing an opinion on the effectiveness of the entity's internal control.



An audit also includes evaluating the appropriateness of accounting policies used and the reasonableness of accounting estimates made by management, as well as evaluating the overall presentation of the financial information.

We believe that the audit evidence we have obtained is sufficient and appropriate to provide a basis for our audit opinion.

**Opinion**

In our opinion, the financial information presents fairly, in all material respects, the financial position of the Office of the Auditor General, Province of Newfoundland and Labrador, as at March 31, 2016, and the results of its operations for the year then ended in accordance with policies disclosed in Note 2.

**Other matters**

This financial information, which has not been, and was not intended to be, prepared in accordance with Canadian generally accepted accounting principles, is solely for the information and use of the House of Assembly Management Commission to comply with the Act. This information is not intended to be used for any other purpose.



St. John's, Canada

June 29, 2016

Chartered Professional Accountants

Office of the Auditor General  
 Province of Newfoundland and Labrador  
 Supplementary Financial Information

Year Ended March 31 2016 2015

**Assets**

**Current**

Accountable advance	\$ 700	\$ 700
Prepays	<u>16,228</u>	<u>25,053</u>
	<u>\$ 16,928</u>	<u>\$ 25,753</u>

**Liabilities**

**Current**

Accrued paid/annual leave	\$ 1,025,974	\$ 1,038,384
Accrued payroll	72,559	51,955
Accrued overtime	148	1,117
Accrued severance pay	<u>492,835</u>	<u>473,727</u>
	<u>\$ 1,591,516</u>	<u>\$ 1,565,183</u>

Basis of accounting (Note 2)

Auditor General

See accompanying notes to the financial information.

Office of the Auditor General  
Province of Newfoundland and Labrador  
Schedule of Expenditures and Related Revenue

Year Ended March 31	2016	2016	2015
	<u>Actual</u>	<u>Original Budget</u>	<u>Actual</u>
<b>Executive Support</b>			
Salaries	\$ 236,194	\$ 236,800	\$ 224,976
Salaries (statutory)	183,726	177,100	172,185
Employee benefits	3,455	5,000	10,500
Transportation and communications	15,226	15,200	10,747
Professional services	-	5,000	-
Purchased services	-	1,000	3,585
	<u>\$ 438,601</u>	<u>\$ 440,100</u>	<u>\$ 421,993</u>
<b>Administrative Support</b>			
Salaries	\$ 283,793	\$ 215,100	\$ 208,973
Employee benefits	-	8,500	7,812
Transportation and communications	23,018	33,500	31,179
Supplies	53,822	99,400	72,405
Professional services	-	6,000	-
Purchased services	230,562	265,800	287,896
Property, furnishings and equipment	32,786	31,100	11,833
	<u>\$ 623,981</u>	<u>\$ 659,400</u>	<u>\$ 620,098</u>
<b>Audit Operations</b>			
Salaries	\$ 2,252,811	\$ 2,604,600	\$ 2,148,624
Employee benefits	94,254	81,300	58,671
Transportation and communications	49,935	73,500	51,633
Professional services	106,740	100,000	233,419
	2,503,740	2,859,400	2,492,347
Revenue – Provincial	-	-	(349,655)
	<u>\$ 2,503,740</u>	<u>\$ 2,859,400</u>	<u>\$ 2,142,692</u>
Net expenditures	<u>\$ 3,566,322</u>	<u>\$ 3,958,900</u>	<u>\$ 3,184,783</u>

Basis of accounting (Note 2)

See accompanying notes to the financial information.

Office of the Auditor General  
Province of Newfoundland and Labrador  
Schedule of Gross Expenditures and Unexpended Balances

Year Ended March 31	2016	2015
Original budget estimates (net)	\$ 3,958,900	\$ 3,351,800
Add: revenue estimates net of statutory payments	<u>(177,100)</u>	<u>89,600</u>
Total appropriation	<u>3,781,800</u>	<u>3,441,400</u>
Total net expenditure	3,566,322	3,184,783
Add: revenues in excess of statutory payments	<u>(183,726)</u>	<u>177,470</u>
Total gross expenditure (budgetary, non-statutory)	<u>3,382,596</u>	<u>3,362,253</u>
Unexpended balance of appropriation	<u>\$ 399,204</u>	<u>\$ 79,147</u>

See accompanying notes to the financial information.

---

# Office of the Auditor General Province of Newfoundland and Labrador

## Notes to the Financial Information

March 31, 2016

---

### 1. Nature of operations

The *Auditor General Act* creates the Office of the Auditor General to assist in carrying out the duties prescribed. The *Act* appoints the Auditor General as the House of Assembly's independent legislative auditor of Government, its departments, agencies of the Crown, and Crown controlled corporations. The Auditor General reports to the House of Assembly, on significant matters which result from the examination of these entities.

---

### 2. Summary of significant accounting policies

This financial information has been prepared in accordance with the accounting policies set out below.

#### **Basis of accounting**

The Supplementary Financial Information is prepared on the accrual basis of accounting. The Schedule of Expenditures and Related Revenue and the Schedule of Gross Expenditures and Unexpended Balances are based on the modified cash basis.

#### **Assets and liabilities**

Assets and liabilities are recorded on a basis consistent with the policies used in preparing the Public Accounts of the Province of Newfoundland and Labrador. Direct liabilities and convertible assets such as amounts receivable are reported on the Supplementary Financial Information on an accrual basis.

#### **Capital assets**

Capital asset acquisitions are charged as budgetary expenditures and are expensed in the year of acquisition on the Schedule of Expenditures and Related Revenue. Capital assets are not reported on the Supplementary Financial Information but are reported in the Public Accounts of the Province of Newfoundland and Labrador.

#### **Revenue recognition**

Audit fee revenue is recorded on the modified cash basis as payment is received on the Schedule of Expenditures and Related Revenue. Effective April 1, 2015, the Office of the Auditor General no longer invoices for its audit services. As a result, there is no revenue recorded in the 2015/2016 fiscal year.

---

---

Office of the Auditor General  
Province of Newfoundland and Labrador  
Notes to the Financial Information

March 31, 2016

---

**2. Summary of significant accounting policies (cont'd.)**

**Operating expenses**

Expenses are recorded on the modified cash basis as payments are made on the Schedule of Expenditures and Related Revenue. Accrued leave, overtime, and payroll are recorded on the Supplementary Financial Information on the accrual basis of accounting.

**Severance pay**

Severance pay is accounted for on an accrual basis and is calculated based upon years of service and current salary levels. The right to be paid severance pay vests with employees upon nine years or more of service, and accordingly no provision has been made in the accounts for employees with less than nine years of continual service. The amount is payable when the employee ceases employment with the Province.

**Income taxes**

The Office of the Auditor General is not subject to Provincial or Federal income taxes.

---

**3. Commitments**

The Office is committed to annual rental payments for the next four years as follows: 2017 - \$233,109; 2018 - \$216,099; 2019 - \$203,949; and 2020 - \$169,957.

---

**4. Employee future benefits**

Under the *Auditor General Act*, all persons employed in the Office of the Auditor General are employees for the purposes of the *Public Service Pensions Act, 1991*, and are entitled to all the benefits under that *Act*. No pension or other post employment future benefit expenditures have been recorded in this financial information.

Pension liability and group life and health insurance liability are recognized in the Public Accounts for all public servants. Pension expense and group life and health insurance expense for public servants are also reported in the Public Accounts under the Consolidated Fund Services. The Province matched the contributions of public servants and these expenses are recorded under the Consolidated Fund Services.

---

Office of the Auditor General  
Province of Newfoundland and Labrador  
Notes to the Financial Information

1. Basis of preparation of financial information

The financial information is prepared on the basis of the accounting records maintained by the Government of Newfoundland and Labrador. The financial information is prepared on the basis of the accounting records maintained by the Government of Newfoundland and Labrador. The financial information is prepared on the basis of the accounting records maintained by the Government of Newfoundland and Labrador.

The financial information is prepared on the basis of the accounting records maintained by the Government of Newfoundland and Labrador. The financial information is prepared on the basis of the accounting records maintained by the Government of Newfoundland and Labrador.

The financial information is prepared on the basis of the accounting records maintained by the Government of Newfoundland and Labrador. The financial information is prepared on the basis of the accounting records maintained by the Government of Newfoundland and Labrador.

The financial information is prepared on the basis of the accounting records maintained by the Government of Newfoundland and Labrador. The financial information is prepared on the basis of the accounting records maintained by the Government of Newfoundland and Labrador.

The financial information is prepared on the basis of the accounting records maintained by the Government of Newfoundland and Labrador. The financial information is prepared on the basis of the accounting records maintained by the Government of Newfoundland and Labrador.

The financial information is prepared on the basis of the accounting records maintained by the Government of Newfoundland and Labrador. The financial information is prepared on the basis of the accounting records maintained by the Government of Newfoundland and Labrador.

The financial information is prepared on the basis of the accounting records maintained by the Government of Newfoundland and Labrador. The financial information is prepared on the basis of the accounting records maintained by the Government of Newfoundland and Labrador.

The financial information is prepared on the basis of the accounting records maintained by the Government of Newfoundland and Labrador. The financial information is prepared on the basis of the accounting records maintained by the Government of Newfoundland and Labrador.

**House of Assembly Management Commission  
Briefing Note**

**Title:** Financial Reports - April 1, 2016 to June 30, 2016

**Issue:** Review of:

- 1. Financial Performance of the Legislature; and**
- 2. Approved Allocations and Actual Expenditures of Members of the House of Assembly.**

**Background:**

- Paragraph 20(5)(a) of the *House of Assembly Accountability, Integrity and Administration Act* (the Act) states that the House of Assembly Management Commission shall “regularly, and at least quarterly, review the financial performance of the House of Assembly as well as the actual expenditures of members compared with approved allocations.”
- The details of the financial performance of the Legislature (excluding the Office of the Auditor General) are included in the attached Statement of Revenue and Expenditure for the three-month period ended June 30, 2016. The reports show the actual expenditures and revenues for the fiscal year. All known savings or overruns over budgeted amounts are identified in the report and explanations are provided for significant amounts.
- The details of the financial performance of the Office of the Auditor General are shown on a separate Statement of Revenue and Expenditure for the three-month period ended June 30, 2016. The reports show the actual expenditures and revenues for the fiscal year. All known savings or overruns over budgeted amounts are identified in the report and explanations are provided for any significant amounts.
- The actual expenditures compared with the approved allocations for each Member are included in the Members’ Expenditures Summarized by Category reports for the period April 1, 2016 to June 30, 2016. The Reports include the expenditures for June in the columns entitled “Expenditures Processed 01-Jun-16 to 30-Jun-16 (Net of HST)” and the expenditures for the first quarter of the year in the column entitled “Expenditures Year to Date 01-Apr-16 to 30-Jun-16 (Net of HST)”.

**Analysis:**

**Legal Consultation:**  
Not applicable

**Internal Consultation(s):**



Not applicable

**External Consultation(s):**

Not applicable

**Comparison to Government Policy:**

Not applicable

**Financial Impact:**

Not applicable

**Legislative Impact:**

Not applicable

**Options:**

Not applicable

**Status:**

Not applicable

**Action Required:**

- For review purposes

Drafted by: Jennifer Bragg

Approved by: Sandra Barnes

Approved by:

Date: October 6, 2016

**Attachments:**

1. Statement of Revenue and Expenditure – Legislature (excluding the Office of the Auditor General)
2. Statement of Revenue and Expenditure – Office of the Auditor General
3. Member Accountability and Disclosure Reports



**LEGISLATURE (excluding The Office of the Auditor General)**  
**STATEMENT OF REVENUE AND EXPENDITURE**  
**For the Period 1 April 2016 to 30 June 2016**  
**Unaudited**

	Original Estimates	Operating Budget	Expenditures Plus Encumbrances & Revenues	Projected Total Expenditures & Revenue	Projected Savings (Over- runs) from Original Budget	Projected Savings (Over- runs) from Operating Budget
<b>1.1.01. ADMINISTRATIVE SUPPORT</b>						
01. Salaries	1,879,800	1,879,800	516,669	1,879,800	-	-
Operating Accounts:						
<i>Employee Benefits</i>	4,500	4,500	4,280	4,500	-	-
<i>Transportation and Communications</i>	60,000	60,000	11,220	60,000	-	-
<i>Supplies</i>	36,200	36,200	5,770	36,200	-	-
<i>Professional Services</i>	71,100	71,100	63,300	71,100	-	-
<i>Purchased Services</i>	62,000	62,000	15,337	62,000	-	-
<i>Property, Furnishings and Equipment</i>	92,500	92,500	6,262	92,500	-	-
02. Operating Accounts	<b>326,300</b>	<b>326,300</b>	<b>106,169</b>	<b>326,300</b>	-	-
	<b>2,206,100</b>	<b>2,206,100</b>	<b>622,838</b>	<b>2,206,100</b>	-	-
02. Revenue - Provincial	-	-	(188)	(200)	200	200
<b>Total: Administrative Support</b>	<b>2,206,100</b>	<b>2,206,100</b>	<b>622,650</b>	<b>2,205,900</b>	<b>200</b>	<b>200</b>



**LEGISLATURE (excluding The Office of the Auditor General)**  
**STATEMENT OF REVENUE AND EXPENDITURE**  
**For the Period 1 April 2016 to 30 June 2016**  
**Unaudited**

	Original Estimates	Operating Budget	Expenditures Plus Encumbrances & Revenues	Projected Total Expenditures & Revenue	Projected Savings (Over- runs) from Original Budget	Projected Savings (Over- runs) from Operating Budget
<b>1.1.02. LEGISLATIVE LIBRARY AND RECORDS MANAGEMENT</b>						
01. Salaries	660,500	660,500	175,368	660,500	-	-
Operating Accounts:						
<i>Employee Benefits</i>	900	900	-	900	-	-
<i>Transportation and Communications</i>	10,200	10,200	-	10,200	-	-
<i>Supplies</i>	47,000	47,000	2,379	47,000	-	-
<i>Purchased Services</i>	8,500	8,500	820	8,500	-	-
02. Operating Accounts	<b>66,600</b>	<b>66,600</b>	<b>3,199</b>	<b>66,600</b>	-	-
<b>Total: Legislative Library and Records Management</b>	<b>727,100</b>	<b>727,100</b>	<b>178,567</b>	<b>727,100</b>	-	-



**LEGISLATURE (excluding The Office of the Auditor General)**  
**STATEMENT OF REVENUE AND EXPENDITURE**  
**For the Period 1 April 2016 to 30 June 2016**  
**Unaudited**

	Original Estimates	Operating Budget	Expenditures Plus Encumbrances & Revenues	Projected Total Expenditures & Revenue	Projected Savings (Over- runs) from Original Budget	Projected Savings (Over- runs) from Operating Budget
<b>1.1.03. HANSARD AND THE BROADCAST CENTRE</b>						
01. Salaries	638,000	638,000	169,488	638,000	-	-
Operating Accounts:						
<i>Employee Benefits</i>	600	600	-	600	-	-
<i>Transportation and Communications</i>	6,100	6,100	175	6,100	-	-
<i>Supplies</i>	31,900	31,900	812	31,900	-	-
<i>Purchased Services</i>	289,400	289,400	174,041	289,400	-	-
<i>Property, Furnishings and Equipment</i>	10,000	10,000	380	10,000	-	-
02. Operating Accounts	<b>338,000</b>	<b>338,000</b>	<b>175,408</b>	<b>338,000</b>	-	-
	<b>976,000</b>	<b>976,000</b>	<b>344,896</b>	<b>976,000</b>	-	-
02. Revenue - Provincial	(18,800)	(18,800)	-	(18,800)	-	-
<b>Total: Hansard and the Broadcast Centre</b>	<b>957,200</b>	<b>957,200</b>	<b>344,896</b>	<b>957,200</b>	-	-



**LEGISLATURE (excluding The Office of the Auditor General)**  
**STATEMENT OF REVENUE AND EXPENDITURE**  
**For the Period 1 April 2016 to 30 June 2016**  
**Unaudited**

	Original Estimates	Operating Budget	Expenditures Plus Encumbrances & Revenues	Projected Total Expenditures & Revenue	Projected Savings (Over- runs) from Original Budget	Projected Savings (Over- runs) from Operating Budget
<b>1.1.04. MEMBERS' RESOURCES</b>						
01. Salaries	6,440,600	6,460,500	1,598,053	6,440,600	-	19,900
Operating Accounts:						
<i>Transportation and Communications</i>	15,200	15,200	159	15,200	-	-
<i>Professional Services</i>	274,100	274,100	-	274,100	-	-
<i>Purchased Services</i>	15,000	15,000	1,090	15,000	-	-
02. Operating Accounts	<b>304,300</b>	<b>304,300</b>	<b>1,249</b>	<b>304,300</b>	-	-
09. Allowances and Assistance	2,365,600	2,365,600	664,481	2,365,600	-	-
10. Grants and Subsidies	-	-	-	1,300	(1,300) <sup>1</sup>	(1,300)
	9,110,500	9,130,400	2,263,783	9,111,800	(1,300)	18,600
02. Revenue - Provincial	-	-	(9,073)	(35,900)	35,900 <sup>2</sup>	35,900
<b>Total: Members' Resources</b>	<b>9,110,500</b>	<b>9,130,400</b>	<b>2,254,710</b>	<b>9,075,900</b>	<b>34,600</b>	<b>54,500</b>

1. Projected overrun due to operational funding required for one Independent Member for the period May 19, 2016 to March 31, 2017.

2. Revenues mainly related to repayment of excess constituency allowance.



**LEGISLATURE (excluding The Office of the Auditor General)**  
**STATEMENT OF REVENUE AND EXPENDITURE**  
**For the Period 1 April 2016 to 30 June 2016**  
**Unaudited**

	Original Estimates	Operating Budget	Expenditures Plus Encumbrances & Revenues	Projected Total Expenditures & Revenue	Projected Savings (Over- runs) from Original Budget	Projected Savings (Over- runs) from Operating Budget
<b>1.1.05. HOUSE OPERATIONS</b>						
01. Salaries	226,700	226,700	54,460	226,700	-	-
Operating Accounts:						
<i>Employee Benefits</i>	5,900	5,900	1,200	5,900	-	-
<i>Transportation and Communications</i>	125,700	125,700	-	125,700	-	-
<i>Supplies</i>	64,500	64,500	9,918	64,500	-	-
<i>Professional Services</i>	3,900	3,900	240	3,900	-	-
<i>Purchased Services</i>	166,900	166,900	16,720	166,900	-	-
<i>Property, Furnishings and Equipment</i>	1,700	1,700	-	1,700	-	-
02. Operating Accounts	<b>368,600</b>	<b>368,600</b>	<b>28,078</b>	<b>368,600</b>	-	-
10. Grants and Subsidies	11,400	11,400	464	11,400	-	-
	606,700	606,700	83,002	606,700	-	-
02. Revenue - Provincial	(35,500)	(35,500)	(796)	(35,500)	-	-
<b>Total: House Operations</b>	<b>571,200</b>	<b>571,200</b>	<b>82,206</b>	<b>571,200</b>	-	-



**LEGISLATURE (excluding The Office of the Auditor General)**  
**STATEMENT OF REVENUE AND EXPENDITURE**  
**For the Period 1 April 2016 to 30 June 2016**  
**Unaudited**

	Original Estimates	Operating Budget	Expenditures Plus Encumbrances & Revenues	Projected Total Expenditures & Revenue	Projected Savings (Over- runs) from Original Budget		Projected Savings (Over- runs) from Operating Budget
<b>1.1.06. GOVERNMENT MEMBERS CAUCUS</b>							
01. Salaries	617,200	597,300	98,979	597,300	19,900	<sup>1</sup>	-
Operating Accounts:							
<i>Employee Benefits</i>	1,700	1,700	-	1,700	-		-
<i>Transportation and Communications</i>	23,600	23,600	4,903	23,600	-		-
<i>Supplies</i>	13,600	13,600	5,185	13,600	-		-
<i>Purchased Services</i>	10,300	10,300	9,300	10,300	-		-
<i>Property, Furnishings and Equipment</i>	3,200	3,200	70	3,200	-		-
02. Operating Accounts	<b>52,400</b>	<b>52,400</b>	<b>19,458</b>	<b>52,400</b>	-		-
10. Grants and Subsidies	41,800	41,800	13,636	40,600	1,200	<sup>2</sup>	1,200
<b>Total: Government Members Caucus</b>	<b>711,400</b>	<b>691,500</b>	<b>132,073</b>	<b>690,300</b>	<b>21,100</b>		<b>1,200</b>

1. Projected savings due to variable funding decrease required to support one Independent Member for the period May 19, 2016 to March 31, 2017.

2. Projected savings due to operational funding decrease required to support one Independent Member for the period May 19, 2016 to March 31, 2017.



**LEGISLATURE (excluding The Office of the Auditor General)**  
**STATEMENT OF REVENUE AND EXPENDITURE**  
**For the Period 1 April 2016 to 30 June 2016**  
**Unaudited**

	Original Estimates	Operating Budget	Expenditures Plus Encumbrances & Revenues	Projected Total Expenditures & Revenue	Projected Savings (Over- runs) from Original Budget	Projected Savings (Over- runs) from Operating Budget
<b>1.1.07. OFFICIAL OPPOSITION CAUCUS</b>						
01. Salaries	981,200	981,200	245,619	981,200	-	-
Operating Accounts:						
<i>Employee Benefits</i>	2,500	2,500	-	2,500	-	-
<i>Transportation and Communications</i>	75,900	75,900	5,657	75,900	-	-
<i>Supplies</i>	19,900	19,900	847	19,900	-	-
<i>Purchased Services</i>	18,700	18,700	3,700	18,700	-	-
<i>Property, Furnishings and Equipment</i>	4,700	4,700	-	4,700	-	-
02. Operating Accounts	<b>121,700</b>	<b>121,700</b>	<b>10,204</b>	<b>121,700</b>	-	-
10. Grants and Subsidies	11,200	11,200	3,711	11,200	-	-
<b>Total: Official Opposition Caucus</b>	<b>1,114,100</b>	<b>1,114,100</b>	<b>259,534</b>	<b>1,114,100</b>	-	-





**LEGISLATURE (excluding The Office of the Auditor General)**  
**STATEMENT OF REVENUE AND EXPENDITURE**  
**For the Period 1 April 2016 to 30 June 2016**  
**Unaudited**

	Original Estimates	Operating Budget	Expenditures Plus Encumbrances & Revenues	Projected Total Expenditures & Revenue	Projected Savings (Over- runs) from Original Budget	Projected Savings (Over- runs) from Operating Budget
<b>1.1.08. THIRD PARTY CAUCUS</b>						
01. Salaries	367,300	367,300	101,817	367,300	-	-
Operating Accounts:						
<i>Employee Benefits</i>	1,000	1,000	-	1,000	-	-
<i>Transportation and Communications</i>	13,600	13,600	2,161	13,600	-	-
<i>Supplies</i>	7,800	7,800	1,739	7,800	-	-
<i>Purchased Services</i>	5,900	5,900	5,900	5,900	-	-
<i>Property, Furnishings and Equipment</i>	1,900	1,900	-	1,900	-	-
02. Operating Accounts	<b>30,200</b>	<b>30,200</b>	<b>9,800</b>	<b>30,200</b>	-	-
10. Grants and Subsidies	11,200	11,200	3,711	11,200	-	-
<b>Total: Third Party Caucus</b>	<b>408,700</b>	<b>408,700</b>	<b>115,328</b>	<b>408,700</b>	-	-
<b>TOTAL HOUSE OF ASSEMBLY</b>	<b>15,806,300</b>	<b>15,806,300</b>	<b>3,989,964</b>	<b>15,750,400</b>	<b>55,900</b>	<b>55,900</b>



**LEGISLATURE (excluding The Office of the Auditor General)**  
**STATEMENT OF REVENUE AND EXPENDITURE**  
**For the Period 1 April 2016 to 30 June 2016**  
**Unaudited**

	Original Estimates	Operating Budget	Expenditures Plus Encumbrances & Revenues	Projected Total Expenditures & Revenue	Projected Savings (Over- runs) from Original Budget		Projected Savings (Over- runs) from Operating Budget
<b>3.1.01. OFFICE OF THE CHIEF ELECTORAL OFFICER</b>							
01. Salaries	909,000	909,000	353,457	1,012,000	(103,000)	<sup>1</sup>	(103,000)
Operating Accounts:							
<i>Employee Benefits</i>	4,500	4,500	-	4,500	-		-
<i>Transportation and Communications</i>	46,900	46,900	5,723	46,900	-		-
<i>Supplies</i>	9,000	9,000	597	9,000	-		-
<i>Professional Services</i>	33,000	33,000	10,957	33,000	-		-
<i>Purchased Services</i>	146,000	146,000	117,993	146,000	-		-
<i>Property, Furnishings and Equipment</i>	7,000	7,000	200	7,000	-		-
02. Operating Accounts	<b>246,400</b>	<b>246,400</b>	<b>135,470</b>	<b>246,400</b>	-		-
10. Grants and Subsidies	500,000	500,000	419,134	576,000	(76,000)	<sup>2</sup>	(76,000)
	1,655,400	1,655,400	908,061	1,834,400	(179,000)		(179,000)
02. Revenue - Provincial	-	-	(3)	(100)	100		100
<b>Total: Office of the Chief Electoral Officer</b>	<b>1,655,400</b>	<b>1,655,400</b>	<b>908,058</b>	<b>1,834,300</b>	<b>(178,900)</b>		<b>(178,900)</b>

1. Projected overrun due to unbudgeted costs of severance payments and paid leave costs.

2. Projected overrun as GE 2015 Candidate & Auditor Subsidies were more than anticipated during fiscal 2016-17.



**LEGISLATURE (excluding The Office of the Auditor General)**  
**STATEMENT OF REVENUE AND EXPENDITURE**  
**For the Period 1 April 2016 to 30 June 2016**  
**Unaudited**

	Original Estimates	Operating Budget	Expenditures Plus Encumbrances & Revenues	Projected Total Expenditures & Revenue	Projected Savings (Over- runs) from Original Budget	Projected Savings (Over- runs) from Operating Budget
<b>4.1.01. OFFICE OF THE CITIZENS' REPRESENTATIVE</b>						
01. Salaries	677,000	677,000	178,721	677,000	-	-
Operating Accounts:						
<i>Employee Benefits</i>	8,000	8,000	196	8,000	-	-
<i>Transportation and Communications</i>	34,800	34,800	1,581	34,800	-	-
<i>Supplies</i>	9,000	9,000	81	9,000	-	-
<i>Professional Services</i>	12,000	12,000	-	12,000	-	-
<i>Purchased Services</i>	81,400	81,400	58,480	81,400	-	-
<i>Property, Furnishings and Equipment</i>	4,000	4,000	-	4,000	-	-
02. Operating Accounts	<b>149,200</b>	<b>149,200</b>	<b>60,338</b>	<b>149,200</b>	-	-
<b>Total: Office of the Citizens' Representative</b>	<b>826,200</b>	<b>826,200</b>	<b>239,059</b>	<b>826,200</b>	-	-



**LEGISLATURE (excluding The Office of the Auditor General)**  
**STATEMENT OF REVENUE AND EXPENDITURE**  
**For the Period 1 April 2016 to 30 June 2016**  
**Unaudited**

	Original Estimates	Operating Budget	Expenditures Plus Encumbrances & Revenues	Projected Total Expenditures & Revenue	Projected Savings (Over- runs) from Original Budget	Projected Savings (Over- runs) from Operating Budget
<b>5.1.01. OFFICE OF THE CHILD AND YOUTH ADVOCATE</b>						
01. Salaries	1,150,100	1,150,100	296,770	1,150,100	-	-
Operating Accounts:						
<i>Employee Benefits</i>	3,500	3,500	-	3,500	-	-
<i>Transportation and Communications</i>	55,400	55,400	8,358	55,400	-	-
<i>Supplies</i>	6,000	6,000	1,380	6,000	-	-
<i>Professional Services</i>	19,000	19,000	2,650	19,000	-	-
<i>Purchased Services</i>	160,900	160,900	127,966	160,900	-	-
<i>Property, Furnishings and Equipment</i>	4,000	4,000	-	4,000	-	-
02. Operating Accounts	<b>248,800</b>	<b>248,800</b>	<b>140,354</b>	<b>248,800</b>	-	-
<b>Total: Office of the Child and Youth Advocate</b>	<b>1,398,900</b>	<b>1,398,900</b>	<b>437,124</b>	<b>1,398,900</b>	-	-



**LEGISLATURE (excluding The Office of the Auditor General)**  
**STATEMENT OF REVENUE AND EXPENDITURE**  
**For the Period 1 April 2016 to 30 June 2016**  
**Unaudited**

	Original Estimates	Operating Budget	Expenditures Plus Encumbrances & Revenues	Projected Total Expenditures & Revenue	Projected Savings (Over- runs) from Original Budget		Projected Savings (Over- runs) from Operating Budget
<b>6.1.01. OFFICE OF THE INFORMATION AND PRIVACY COMMISSIONER</b>							
01. Salaries	1,116,800	1,116,800	255,350	1,212,200	(95,400)	1	(95,400)
Operating Accounts:							
<i>Employee Benefits</i>	6,500	6,500	-	6,500	-		-
<i>Transportation and Communications</i>	24,100	24,100	7,071	24,100	-		-
<i>Supplies</i>	7,700	7,700	2,049	7,700	-		-
<i>Professional Services</i>	50,000	50,000	7,954	50,000	-		-
<i>Purchased Services</i>	131,100	131,100	116,200	131,100	-		-
<i>Property, Furnishings and Equipment</i>	1,000	1,000	690	1,000	-		-
02. Operating Accounts	<b>220,400</b>	<b>220,400</b>	<b>133,964</b>	<b>220,400</b>	-		-
<b>Total: Office of the Information and Commissioner</b>	<b>1,337,200</b>	<b>1,337,200</b>	<b>389,314</b>	<b>1,432,600</b>	<b>(95,400)</b>		<b>(95,400)</b>
1. Projected overrun due to unbudgeted costs of severance payment and paid leave costs.							
<b>TOTAL LEGISLATURE (Excluding the Office of the Auditor General)</b>	<b>21,024,000</b>	<b>21,024,000</b>	<b>5,963,519</b>	<b>21,242,400</b>	-	<b>(218,400)</b>	-
							<b>(218,400)</b>



**OFFICE OF THE AUDITOR GENERAL**  
**STATEMENT OF REVENUE AND EXPENDITURE**  
 For the Period 1 April 2016 to 30 June 2016  
 Unaudited

	Original Estimates	Operating Budget	Actual Expenditures and Revenue	Projected Total Expenditures and Revenue	Projected Savings (Over- runs) from Original Budget	Projected Savings (Over- runs) from Operating Budget
<b>2.1.01. EXECUTIVE SUPPORT</b>						
01. Salaries	236,800	236,800	65,056	248,600	(11,800) <sup>1</sup>	(11,800)
01. Salaries (Statutory)	178,300	178,300	54,851	185,100	(6,800) <sup>2</sup>	(6,800)
02. Employee Benefits	5,000	5,000	2,838	5,000	-	-
03. Transportation and Communications	15,200	15,200	2,810	15,200	-	-
06. Purchased Services	1,000	1,000	-	1,000	-	-
<b>Total: Executive Support</b>	<b>436,300</b>	<b>436,300</b>	<b>125,555</b>	<b>454,900</b>	<b>(18,600)</b>	<b>(18,600)</b>

<sup>1</sup> DAG - Paid Leave payout - 70 hours

<sup>2</sup> AG - Paid Leave payout - 70 hours



OFFICE OF THE AUDITOR GENERAL  
STATEMENT OF REVENUE AND EXPENDITURE  
For the Period 1 April 2016 to 30 June 2016  
Unaudited

	Original Estimates	Operating Budget	Actual Expenditures and Revenue	Projected Total Expenditures and Revenue	Projected Savings (Over- runs) from Original Budget	Projected Savings (Over- runs) from Operating Budget
<b>2.1.02. ADMINISTRATIVE SUPPORT</b>						
01. Salaries	215,100	215,100	74,344	205,100	10,000	10,000
02. Employee Benefits	8,500	8,500	-	8,500	-	-
03. Transportation and Communications	28,500	28,500	3,350	28,500	-	-
04. Supplies	64,400	64,400	17,291	64,400	-	-
06. Purchased Services	265,800	265,800	79,477	265,800	-	-
07. Property, Furnishings and Equipment	21,100	21,100	914	21,100	-	-
<b>Total: Administrative Support</b>	<b>603,400</b>	<b>603,400</b>	<b>175,376</b>	<b>593,400</b>	<b>10,000</b>	<b>10,000</b>



**OFFICE OF THE AUDITOR GENERAL**  
**STATEMENT OF REVENUE AND EXPENDITURE**  
For the Period 1 April 2016 to 30 June 2016  
Unaudited

	Original Estimates	Operating Budget	Actual Expenditures and Revenue	Projected Total Expenditures and Revenue	Projected Savings (Over- runs) from Original Budget	Projected Savings (Over- runs) from Operating Budget
<b>2.1.03. AUDIT OPERATIONS</b>						
01. Salaries	2,604,600	2,604,600	713,283	2,520,600	84,000 <sup>1</sup>	84,000
02. Employee Benefits	81,300	81,300	25,970	81,300	-	-
03. Transportation and Communications	68,500	68,500	7,472	68,500	-	-
05. Professional Services	99,000	99,000	42,427	183,000	(84,000) <sup>2</sup>	(84,000)
	<b>2,853,400</b>	<b>2,853,400</b>	<b>789,152</b>	<b>2,853,400</b>	-	-
02. Revenue - Provincial	-	-	-	-	-	-
<b>Total: Audit Operations</b>	<b>2,853,400</b>	<b>2,853,400</b>	<b>789,152</b>	<b>2,853,400</b>	-	-
1 Savings from maternity leaves of absence						
2 Contract workers required for maternity leaves of absence						
<b>Total: OFFICE OF THE AUDITOR GENERAL</b>	<b>3,893,100</b>	<b>3,893,100</b>	<b>1,090,083</b>	<b>3,901,700</b>	<b>(8,600)</b>	<b>(8,600)</b>





House of Assembly  
Newfoundland and Labrador  
Member Accountability and Disclosure Report  
**Expenditures Summarized by Category**  
01-Jun-16 to 30-Jun-16

**BALL, DWIGHT, MHA**

Allowance Category	Expenditure Limit for Fiscal Year 2016/17 (Net of HST)	Expenditures Processed 01-Jun-16 to 30-Jun-16 (Net of HST)	Expenditures Year to Date 01-Apr-16 to 30-Jun-16 (Net of HST)	Funds Available (Net of HST)	Percent Expended to Date
<b>Office Allowances</b>					
Office Accommodations	9,888.00	824.00	2,472.00	7,416.00	25.0%
Rental of Short-term Accommodations	--	0.00	0.00	--	--
Office Start-up Costs	--	0.00	0.00	--	--
Office Operations	10,619.00	8.99	137.58	10,481.42	1.3%
<b>Total Office Allowances</b>		<b>832.99</b>	<b>2,609.58</b>		
<b>Operational Resources</b>					
Operational Resources	--	299.88	612.47	--	--
<b>Total Operational Resources</b>		<b>299.88</b>	<b>612.47</b>		
<b>Travel &amp; Living Allowances</b>					
House in Session	--	3,497.53	3,497.53	--	--
House Not in Session	--	0.00	0.00	--	--
Intra & Extra-Constituency Travel	11,150.00	0.00	92.36	11,057.64	0.8%
Helicopter Travel	--	0.00	0.00	--	--
<b>Total Travel &amp; Living Allowances</b>		<b>3,497.53</b>	<b>3,589.89</b>		
<b>Constituency Allowance</b>					
Constituency Allowance	2,655.00	0.00	0.00	2,655.00	0.0%
<b>Total Constituency Allowance</b>		<b>0.00</b>	<b>0.00</b>		
<b>Total Expenditures</b>					
		<b>4,630.40</b>	<b>6,811.94</b>		

---- End of Report ----



House of Assembly  
Newfoundland and Labrador  
Member Accountability and Disclosure Report  
**Expenditures Summarized by Category**  
01-Jun-16 to 30-Jun-16

**BENNETT, CATHY, MHA**

Allowance Category	Expenditure Limit for Fiscal Year 2016/17 (Net of HST)	Expenditures Processed 01-Jun-16 to 30-Jun-16 (Net of HST)	Expenditures Year to Date 01-Apr-16 to 30-Jun-16 (Net of HST)	Funds Available (Net of HST)	Percent Expended to Date
<b>Office Allowances</b>					
Office Accommodations	--	0.00	0.00	--	--
Rental of Short-term Accommodations	--	0.00	0.00	--	--
Office Start-up Costs	--	0.00	0.00	--	--
Office Operations	10,619.00	0.00	135.60	10,483.40	1.3%
<b>Total Office Allowances</b>		<b>0.00</b>	<b>135.60</b>		
<b>Operational Resources</b>					
Operational Resources	--	89.80	220.00	--	--
<b>Total Operational Resources</b>		<b>89.80</b>	<b>220.00</b>		
<b>Travel &amp; Living Allowances</b>					
House in Session	--	0.00	0.00	--	--
House Not in Session	--	0.00	0.00	--	--
Intra & Extra-Constituency Travel	5,310.00	0.00	0.00	5,310.00	0.0%
Helicopter Travel	--	0.00	0.00	--	--
<b>Total Travel &amp; Living Allowances</b>		<b>0.00</b>	<b>0.00</b>		
<b>Constituency Allowance</b>					
Constituency Allowance	2,655.00	0.00	0.00	2,655.00	0.0%
<b>Total Constituency Allowance</b>		<b>0.00</b>	<b>0.00</b>		
<b>Total Expenditures</b>		<b>89.80</b>	<b>355.60</b>		

---- End of Report ----



House of Assembly  
Newfoundland and Labrador  
Member Accountability and Disclosure Report  
**Expenditures Summarized by Category**  
01-Jun-16 to 30-Jun-16

**Bennett, Derek, MHA**

Allowance Category	Expenditure Limit for Fiscal Year 2016/17 (Net of HST)	Expenditures Processed 01-Jun-16 to 30-Jun-16 (Net of HST)	Expenditures Year to Date 01-Apr-16 to 30-Jun-16 (Net of HST)	Funds Available (Net of HST)	Percent Expended to Date
<b>Office Allowances</b>					
Office Accommodations	12,600.00	0.00	0.00	12,600.00	0.0%
Rental of Short-term Accommodations	--	0.00	0.00	--	--
Office Start-up Costs	--	0.00	0.00	--	--
Office Operations	10,619.00	277.93	751.39	9,867.61	7.1%
<b>Total Office Allowances</b>		<b>277.93</b>	<b>751.39</b>		
<b>Operational Resources</b>					
Operational Resources	--	1,143.29	1,710.64	--	--
<b>Total Operational Resources</b>		<b>1,143.29</b>	<b>1,710.64</b>		
<b>Travel &amp; Living Allowances</b>					
House in Session	--	4,796.25	10,642.42	--	--
House Not in Session	--	0.00	0.00	--	--
Intra & Extra-Constituency Travel	8,142.00	366.85	756.53	7,385.47	9.3%
Helicopter Travel	--	0.00	0.00	--	--
<b>Total Travel &amp; Living Allowances</b>		<b>5,163.10</b>	<b>11,398.95</b>		
<b>Constituency Allowance</b>					
Constituency Allowance	2,655.00	40.32	64.42	2,590.58	2.4%
<b>Total Constituency Allowance</b>		<b>40.32</b>	<b>64.42</b>		
<b>Total Expenditures</b>					
		<b>6,624.64</b>	<b>13,925.40</b>		

---- End of Report ----



House of Assembly  
Newfoundland and Labrador  
Member Accountability and Disclosure Report  
**Expenditures Summarized by Category**  
01-Jun-16 to 30-Jun-16

**Bragg, Derrick, MHA**

Allowance Category	Expenditure Limit for Fiscal Year 2016/17 (Net of HST)	Expenditures Processed 01-Jun-16 to 30-Jun-16 (Net of HST)	Expenditures Year to Date 01-Apr-16 to 30-Jun-16 (Net of HST)	Funds Available (Net of HST)	Percent Expended to Date
<b>Office Allowances</b>					
Office Accommodations	12,600.00	1,050.00	3,150.00	9,450.00	25.0%
Rental of Short-term Accommodations	--	0.00	0.00	--	--
Office Start-up Costs	--	0.00	0.00	--	--
Office Operations	10,619.00	0.00	6.84	10,612.16	0.1%
<b>Total Office Allowances</b>		<b>1,050.00</b>	<b>3,156.84</b>		
<b>Operational Resources</b>					
Operational Resources	--	437.91	984.23	--	--
<b>Total Operational Resources</b>		<b>437.91</b>	<b>984.23</b>		
<b>Travel &amp; Living Allowances</b>					
House in Session	--	3,647.34	7,958.28	--	--
House Not in Session	--	0.00	0.00	--	--
Intra & Extra-Constituency Travel	11,239.00	160.24	925.96	10,313.04	8.2%
Helicopter Travel	--	0.00	0.00	--	--
<b>Total Travel &amp; Living Allowances</b>		<b>3,807.58</b>	<b>8,884.24</b>		
<b>Constituency Allowance</b>					
Constituency Allowance	2,655.00	0.00	0.00	2,655.00	0.0%
<b>Total Constituency Allowance</b>		<b>0.00</b>	<b>0.00</b>		
<b>Total Expenditures</b>		<b>5,295.49</b>	<b>13,025.31</b>		

---- End of Report ----



House of Assembly  
Newfoundland and Labrador  
Member Accountability and Disclosure Report  
**Expenditures Summarized by Category**  
01-Jun-16 to 30-Jun-16

**BRAZIL, DAVID, MHA**

Allowance Category	Expenditure Limit for Fiscal Year 2016/17 (Net of HST)	Expenditures Processed 01-Jun-16 to 30-Jun-16 (Net of HST)	Expenditures Year to Date 01-Apr-16 to 30-Jun-16 (Net of HST)	Funds Available (Net of HST)	Percent Expended to Date
<b>Office Allowances</b>					
Office Accommodations	--	0.00	0.00	--	--
Rental of Short-term Accommodations	--	0.00	0.00	--	--
Office Start-up Costs	--	0.00	0.00	--	--
Office Operations	10,619.00	1,246.70	2,208.35	8,410.65	20.8%
<b>Total Office Allowances</b>		<b>1,246.70</b>	<b>2,208.35</b>		
<b>Operational Resources</b>					
Operational Resources	--	220.28	441.07	--	--
<b>Total Operational Resources</b>		<b>220.28</b>	<b>441.07</b>		
<b>Travel &amp; Living Allowances</b>					
House in Session	--	0.00	0.00	--	--
House Not in Session	--	0.00	0.00	--	--
Intra & Extra-Constituency Travel	6,814.00	546.24	546.24	6,267.76	8.0%
Helicopter Travel	--	0.00	0.00	--	--
<b>Total Travel &amp; Living Allowances</b>		<b>546.24</b>	<b>546.24</b>		
<b>Constituency Allowance</b>					
Constituency Allowance	2,655.00	297.53	297.53	2,357.47	11.2%
<b>Total Constituency Allowance</b>		<b>297.53</b>	<b>297.53</b>		
<b>Total Expenditures</b>		<b>2,310.75</b>	<b>3,493.19</b>		

---- End of Report ----



House of Assembly  
Newfoundland and Labrador  
Member Accountability and Disclosure Report  
**Expenditures Summarized by Category**  
01-Jun-16 to 30-Jun-16

**Browne, Mark, MHA**

Allowance Category	Expenditure Limit for Fiscal Year 2016/17 (Net of HST)	Expenditures Processed 01-Jun-16 to 30-Jun-16 (Net of HST)	Expenditures Year to Date 01-Apr-16 to 30-Jun-16 (Net of HST)	Funds Available (Net of HST)	Percent Expended to Date
<b>Office Allowances</b>					
Office Accommodations	3,000.00	250.00	750.00	2,250.00	25.0%
Rental of Short-term Accommodations	--	0.00	0.00	--	--
Office Start-up Costs	--	0.00	0.00	--	--
Office Operations	10,619.00	0.00	119.39	10,499.61	1.1%
<b>Total Office Allowances</b>		<b>250.00</b>	<b>869.39</b>		
<b>Operational Resources</b>					
Operational Resources	--	313.71	800.31	--	--
<b>Total Operational Resources</b>		<b>313.71</b>	<b>800.31</b>		
<b>Travel &amp; Living Allowances</b>					
House in Session	--	0.00	0.00	--	--
House Not in Session	--	0.00	0.00	--	--
Intra & Extra-Constituency Travel	12,212.00	0.00	377.83	11,834.17	3.1%
Helicopter Travel	--	0.00	0.00	--	--
<b>Total Travel &amp; Living Allowances</b>		<b>0.00</b>	<b>377.83</b>		
<b>Constituency Allowance</b>					
Constituency Allowance	2,655.00	0.00	0.00	2,655.00	0.0%
<b>Total Constituency Allowance</b>		<b>0.00</b>	<b>0.00</b>		
<b>Total Expenditures</b>		<b>563.71</b>	<b>2,047.53</b>		

---- End of Report ----



House of Assembly  
Newfoundland and Labrador  
Member Accountability and Disclosure Report  
**Expenditures Summarized by Category**  
01-Jun-16 to 30-Jun-16

Byrne, Gerry, MHA

Allowance Category	Expenditure Limit for Fiscal Year 2016/17 (Net of HST)	Expenditures Processed 01-Jun-16 to 30-Jun-16 (Net of HST)	Expenditures Year to Date 01-Apr-16 to 30-Jun-16 (Net of HST)	Funds Available (Net of HST)	Percent Expended to Date
<b>Office Allowances</b>					
Office Accommodations	--	0.00	0.00	--	--
Rental of Short-term Accommodations	--	0.00	0.00	--	--
Office Start-up Costs	--	0.00	0.00	--	--
Office Operations	10,619.00	0.00	237.04	10,381.96	2.2%
<b>Total Office Allowances</b>		<b>0.00</b>	<b>237.04</b>		
<b>Operational Resources</b>					
Operational Resources	--	193.96	725.68	--	--
<b>Total Operational Resources</b>		<b>193.96</b>	<b>725.68</b>		
<b>Travel &amp; Living Allowances</b>					
House in Session	--	3,435.59	10,061.32	--	--
House Not in Session	--	0.00	0.00	--	--
Intra & Extra-Constituency Travel	5,310.00	0.00	0.00	5,310.00	0.0%
Helicopter Travel	--	0.00	0.00	--	--
<b>Total Travel &amp; Living Allowances</b>		<b>3,435.59</b>	<b>10,061.32</b>		
<b>Constituency Allowance</b>					
Constituency Allowance	2,655.00	22.32	22.32	2,632.68	0.8%
<b>Total Constituency Allowance</b>		<b>22.32</b>	<b>22.32</b>		
<b>Total Expenditures</b>		<b>3,651.87</b>	<b>11,046.36</b>		

---- End of Report ----



House of Assembly  
Newfoundland and Labrador  
Member Accountability and Disclosure Report  
**Expenditures Summarized by Category**  
01-Jun-16 to 30-Jun-16

Coady, Siobhan, MHA

Allowance Category	Expenditure Limit for Fiscal Year 2016/17 (Net of HST)	Expenditures Processed 01-Jun-16 to 30-Jun-16 (Net of HST)	Expenditures Year to Date 01-Apr-16 to 30-Jun-16 (Net of HST)	Funds Available (Net of HST)	Percent Expended to Date
<b>Office Allowances</b>					
Office Accommodations	--	0.00	0.00	--	--
Rental of Short-term Accommodations	--	0.00	0.00	--	--
Office Start-up Costs	--	0.00	0.00	--	--
Office Operations	10,619.00	0.00	0.00	10,619.00	0.0%
<b>Total Office Allowances</b>		<b>0.00</b>	<b>0.00</b>		
<b>Operational Resources</b>					
Operational Resources	--	140.36	311.67	--	--
<b>Total Operational Resources</b>		<b>140.36</b>	<b>311.67</b>		
<b>Travel &amp; Living Allowances</b>					
House in Session	--	0.00	0.00	--	--
House Not in Session	--	0.00	0.00	--	--
Intra & Extra-Constituency Travel	5,310.00	0.00	0.00	5,310.00	0.0%
Helicopter Travel	--	0.00	0.00	--	--
<b>Total Travel &amp; Living Allowances</b>		<b>0.00</b>	<b>0.00</b>		
<b>Constituency Allowance</b>					
Constituency Allowance	2,655.00	0.00	125.00	2,530.00	4.7%
<b>Total Constituency Allowance</b>		<b>0.00</b>	<b>125.00</b>		
<b>Total Expenditures</b>					
		<b>140.36</b>	<b>436.67</b>		

---- End of Report ----





House of Assembly  
Newfoundland and Labrador  
Member Accountability and Disclosure Report  
**Expenditures Summarized by Category**  
01-Jun-16 to 30-Jun-16

**CROCKER, STEVE, MHA**

Allowance Category	Expenditure Limit for Fiscal Year 2016/17 (Net of HST)	Expenditures Processed 01-Jun-16 to 30-Jun-16 (Net of HST)	Expenditures Year to Date 01-Apr-16 to 30-Jun-16 (Net of HST)	Funds Available (Net of HST)	Percent Expended to Date
<b>Office Allowances</b>					
Office Accommodations	14,904.00	1,241.67	3,725.01	11,178.99	25.0%
Rental of Short-term Accommodations	--	0.00	0.00	--	--
Office Start-up Costs	--	0.00	0.00	--	--
Office Operations	10,619.00	0.00	0.00	10,619.00	0.0%
<b>Total Office Allowances</b>		<b>1,241.67</b>	<b>3,725.01</b>		
<b>Operational Resources</b>					
Operational Resources	--	652.94	1,601.47	--	--
<b>Total Operational Resources</b>		<b>652.94</b>	<b>1,601.47</b>		
<b>Travel &amp; Living Allowances</b>					
House in Session	--	3,457.88	3,457.88	--	--
House Not in Session	--	0.00	0.00	--	--
Intra & Extra-Constituency Travel	7,611.00	303.71	303.71	7,307.29	4.0%
Helicopter Travel	--	0.00	0.00	--	--
<b>Total Travel &amp; Living Allowances</b>		<b>3,761.59</b>	<b>3,761.59</b>		
<b>Constituency Allowance</b>					
Constituency Allowance	2,655.00	0.00	0.00	2,655.00	0.0%
<b>Total Constituency Allowance</b>		<b>0.00</b>	<b>0.00</b>		
<b>Total Expenditures</b>					
		<b>5,656.20</b>	<b>9,088.07</b>		

---- End of Report ----



House of Assembly  
Newfoundland and Labrador  
Member Accountability and Disclosure Report  
**Expenditures Summarized by Category**  
01-Jun-16 to 30-Jun-16

Davis, Bernard, MHA

Allowance Category	Expenditure Limit for Fiscal Year 2016/17 (Net of HST)	Expenditures Processed 01-Jun-16 to 30-Jun-16 (Net of HST)	Expenditures Year to Date 01-Apr-16 to 30-Jun-16 (Net of HST)	Funds Available (Net of HST)	Percent Expended to Date
<b>Office Allowances</b>					
Office Accommodations	--	0.00	0.00	--	--
Rental of Short-term Accommodations	--	0.00	0.00	--	--
Office Start-up Costs	--	0.00	0.00	--	--
Office Operations	10,619.00	75.00	75.00	10,544.00	0.7%
<b>Total Office Allowances</b>		<b>75.00</b>	<b>75.00</b>		
<b>Operational Resources</b>					
Operational Resources	--	107.27	216.76	--	--
<b>Total Operational Resources</b>		<b>107.27</b>	<b>216.76</b>		
<b>Travel &amp; Living Allowances</b>					
House in Session	--	0.00	0.00	--	--
House Not in Session	--	0.00	0.00	--	--
Intra & Extra-Constituency Travel	5,310.00	0.00	0.00	5,310.00	0.0%
Helicopter Travel	--	0.00	0.00	--	--
<b>Total Travel &amp; Living Allowances</b>		<b>0.00</b>	<b>0.00</b>		
<b>Constituency Allowance</b>					
Constituency Allowance	2,655.00	0.00	0.00	2,655.00	0.0%
<b>Total Constituency Allowance</b>		<b>0.00</b>	<b>0.00</b>		
<b>Total Expenditures</b>		<b>182.27</b>	<b>291.76</b>		

---- End of Report ----



House of Assembly  
Newfoundland and Labrador  
Member Accountability and Disclosure Report  
**Expenditures Summarized by Category**  
01-Jun-16 to 30-Jun-16

DAVIS, PAUL, MHA

Allowance Category	Expenditure Limit for Fiscal Year 2016/17 (Net of HST)	Expenditures Processed 01-Jun-16 to 30-Jun-16 (Net of HST)	Expenditures Year to Date 01-Apr-16 to 30-Jun-16 (Net of HST)	Funds Available (Net of HST)	Percent Expended to Date
<b>Office Allowances</b>					
Office Accommodations	--	0.00	0.00	--	--
Rental of Short-term Accommodations	--	0.00	0.00	--	--
Office Start-up Costs	--	0.00	0.00	--	--
Office Operations	10,619.00	226.91	451.10	10,167.90	4.2%
<b>Total Office Allowances</b>		<b>226.91</b>	<b>451.10</b>		
<b>Operational Resources</b>					
Operational Resources	--	165.06	341.75	--	--
<b>Total Operational Resources</b>		<b>165.06</b>	<b>341.75</b>		
<b>Travel &amp; Living Allowances</b>					
House in Session	--	0.00	0.00	--	--
House Not in Session	--	0.00	0.00	--	--
Intra & Extra-Constituency Travel	5,310.00	0.00	0.00	5,310.00	0.0%
Helicopter Travel	--	0.00	0.00	--	--
<b>Total Travel &amp; Living Allowances</b>		<b>0.00</b>	<b>0.00</b>		
<b>Constituency Allowance</b>					
Constituency Allowance	2,655.00	0.00	0.00	2,655.00	0.0%
<b>Total Constituency Allowance</b>		<b>0.00</b>	<b>0.00</b>		
<b>Total Expenditures</b>		<b>391.97</b>	<b>792.85</b>		

---- End of Report ----



House of Assembly  
Newfoundland and Labrador  
Member Accountability and Disclosure Report  
**Expenditures Summarized by Category**  
01-Jun-16 to 30-Jun-16

Dean, Jerry, MHA

Allowance Category	Expenditure Limit for Fiscal Year 2016/17 (Net of HST)	Expenditures Processed 01-Jun-16 to 30-Jun-16 (Net of HST)	Expenditures Year to Date 01-Apr-16 to 30-Jun-16 (Net of HST)	Funds Available (Net of HST)	Percent Expended to Date
<b>Office Allowances</b>					
Office Accommodations	19,200.00	1,600.00	4,800.00	14,400.00	25.0%
Rental of Short-term Accommodations	--	0.00	0.00	--	--
Office Start-up Costs	--	0.00	0.00	--	--
Office Operations	10,619.00	18.25	1,017.66	9,601.34	9.6%
<b>Total Office Allowances</b>		<b>1,618.25</b>	<b>5,817.66</b>		
<b>Operational Resources</b>					
Operational Resources	--	563.18	1,325.03	--	--
<b>Total Operational Resources</b>		<b>563.18</b>	<b>1,325.03</b>		
<b>Travel &amp; Living Allowances</b>					
House in Session	--	0.00	3,431.64	--	--
House Not in Session	--	0.00	0.00	--	--
Intra & Extra-Constituency Travel	9,558.00	155.98	395.79	9,162.21	4.1%
Helicopter Travel	--	0.00	0.00	--	--
<b>Total Travel &amp; Living Allowances</b>		<b>155.98</b>	<b>3,827.43</b>		
<b>Constituency Allowance</b>					
Constituency Allowance	2,655.00	105.00	140.31	2,514.69	5.3%
<b>Total Constituency Allowance</b>		<b>105.00</b>	<b>140.31</b>		
<b>Total Expenditures</b>					
		<b>2,442.41</b>	<b>11,110.43</b>		

---- End of Report ----



House of Assembly  
Newfoundland and Labrador  
Member Accountability and Disclosure Report  
**Expenditures Summarized by Category**  
01-Jun-16 to 30-Jun-16

**DEMPSTER, LISA, MHA**

Allowance Category	Expenditure Limit for Fiscal Year 2016/17 (Net of HST)	Expenditures Processed 01-Jun-16 to 30-Jun-16 (Net of HST)	Expenditures Year to Date 01-Apr-16 to 30-Jun-16 (Net of HST)	Funds Available (Net of HST)	Percent Expended to Date
<b>Office Allowances</b>					
Office Accommodations	13,860.00	1,155.00	3,465.00	10,395.00	25.0%
Rental of Short-term Accommodations	--	0.00	0.00	--	--
Office Start-up Costs	--	0.00	0.00	--	--
Office Operations	10,619.00	480.00	620.00	9,999.00	5.8%
<b>Total Office Allowances</b>		<b>1,635.00</b>	<b>4,085.00</b>		
<b>Operational Resources</b>					
Operational Resources	--	762.27	1,583.00	--	--
<b>Total Operational Resources</b>		<b>762.27</b>	<b>1,583.00</b>		
<b>Travel &amp; Living Allowances</b>					
House in Session	--	1,907.82	6,089.55	--	--
House Not in Session	--	0.00	1,563.15	--	--
Intra & Extra-Constituency Travel	22,655.00	28.51	1,052.64	21,602.36	4.6%
Helicopter Travel	18,584.00	0.00	0.00	18,584.00	0.0%
<b>Total Travel &amp; Living Allowances</b>		<b>1,936.33</b>	<b>8,705.34</b>		
<b>Constituency Allowance</b>					
Constituency Allowance	2,655.00	0.00	0.00	2,655.00	0.0%
<b>Total Constituency Allowance</b>		<b>0.00</b>	<b>0.00</b>		
<b>Total Expenditures</b>					
		<b>4,333.60</b>	<b>14,373.34</b>		

---- End of Report ----



House of Assembly  
Newfoundland and Labrador  
Member Accountability and Disclosure Report  
**Expenditures Summarized by Category**  
01-Jun-16 to 30-Jun-16

**EDMUNDS, RANDY, MHA**

Allowance Category	Expenditure Limit for Fiscal Year 2016/17 (Net of HST)	Expenditures Processed 01-Jun-16 to 30-Jun-16 (Net of HST)	Expenditures Year to Date 01-Apr-16 to 30-Jun-16 (Net of HST)	Funds Available (Net of HST)	Percent Expended to Date
<b>Office Allowances</b>					
Office Accommodations	--	0.00	0.00	--	--
Rental of Short-term Accommodations	--	0.00	0.00	--	--
Office Start-up Costs	--	0.00	0.00	--	--
Office Operations	10,619.00	40.00	90.00	10,529.00	0.8%
<b>Total Office Allowances</b>		<b>40.00</b>	<b>90.00</b>		
<b>Operational Resources</b>					
Operational Resources	--	445.33	684.05	--	--
<b>Total Operational Resources</b>		<b>445.33</b>	<b>684.05</b>		
<b>Travel &amp; Living Allowances</b>					
House in Session	--	4,663.40	9,197.06	--	--
House Not in Session	--	0.00	0.00	--	--
Intra & Extra-Constituency Travel	18,319.00	44.64	255.07	18,063.93	1.4%
Helicopter Travel	9,292.00	0.00	0.00	9,292.00	0.0%
<b>Total Travel &amp; Living Allowances</b>		<b>4,708.04</b>	<b>9,452.13</b>		
<b>Constituency Allowance</b>					
Constituency Allowance	2,655.00	0.00	0.00	2,655.00	0.0%
<b>Total Constituency Allowance</b>		<b>0.00</b>	<b>0.00</b>		
<b>Total Expenditures</b>					
		<b>5,193.37</b>	<b>10,226.18</b>		

---- End of Report ----



House of Assembly  
Newfoundland and Labrador  
Member Accountability and Disclosure Report  
**Expenditures Summarized by Category**  
01-Jun-16 to 30-Jun-16

Finn, John, MHA

Allowance Category	Expenditure Limit for Fiscal Year 2016/17 (Net of HST)	Expenditures Processed 01-Jun-16 to 30-Jun-16 (Net of HST)	Expenditures Year to Date 01-Apr-16 to 30-Jun-16 (Net of HST)	Funds Available (Net of HST)	Percent Expended to Date
<b>Office Allowances</b>					
Office Accommodations	8,964.00	746.90	2,240.70	6,723.30	25.0%
Rental of Short-term Accommodations	--	0.00	0.00	--	--
Office Start-up Costs	--	0.00	0.00	--	--
Office Operations	10,619.00	425.40	674.89	9,944.11	6.4%
<b>Total Office Allowances</b>		<b>1,172.30</b>	<b>2,915.59</b>		
<b>Operational Resources</b>					
Operational Resources	--	497.92	1,125.38	--	--
<b>Total Operational Resources</b>		<b>497.92</b>	<b>1,125.38</b>		
<b>Travel &amp; Living Allowances</b>					
House in Session	--	5,773.01	7,706.67	--	--
House Not in Session	--	0.00	0.00	--	--
Intra & Extra-Constituency Travel	6,018.00	0.00	0.00	6,018.00	0.0%
Helicopter Travel	--	0.00	0.00	--	--
<b>Total Travel &amp; Living Allowances</b>		<b>5,773.01</b>	<b>7,706.67</b>		
<b>Constituency Allowance</b>					
Constituency Allowance	2,655.00	0.00	0.00	2,655.00	0.0%
<b>Total Constituency Allowance</b>		<b>0.00</b>	<b>0.00</b>		
<b>Total Expenditures</b>					
		<b>7,443.23</b>	<b>11,747.64</b>		

---- End of Report ----



House of Assembly  
Newfoundland and Labrador  
Member Accountability and Disclosure Report  
**Expenditures Summarized by Category**  
01-Jun-16 to 30-Jun-16

Gambin - Walsh, Sherry, MHA

Allowance Category	Expenditure Limit for Fiscal Year 2016/17 (Net of HST)	Expenditures Processed 01-Jun-16 to 30-Jun-16 (Net of HST)	Expenditures Year to Date 01-Apr-16 to 30-Jun-16 (Net of HST)	Funds Available (Net of HST)	Percent Expended to Date
<b>Office Allowances</b>					
Office Accommodations	12,696.00	1,058.00	3,174.00	9,522.00	25.0%
Rental of Short-term Accommodations	--	0.00	0.00	--	--
Office Start-up Costs	43.00	42.32	42.32	0.68	98.4%
Office Operations	10,619.00	294.96	565.73	10,053.27	5.3%
<b>Total Office Allowances</b>		<b>1,395.28</b>	<b>3,782.05</b>		
<b>Operational Resources</b>					
Operational Resources	--	292.74	1,299.15	--	--
<b>Total Operational Resources</b>		<b>292.74</b>	<b>1,299.15</b>		
<b>Travel &amp; Living Allowances</b>					
House in Session	--	0.00	2,985.01	--	--
House Not in Session	--	0.00	0.00	--	--
Intra & Extra-Constituency Travel	10,177.00	844.01	844.01	9,332.99	8.3%
Helicopter Travel	--	0.00	0.00	--	--
<b>Total Travel &amp; Living Allowances</b>		<b>844.01</b>	<b>3,829.02</b>		
<b>Constituency Allowance</b>					
Constituency Allowance	2,655.00	0.00	0.00	2,655.00	0.0%
<b>Total Constituency Allowance</b>		<b>0.00</b>	<b>0.00</b>		
<b>Total Expenditures</b>		<b>2,532.03</b>	<b>8,910.22</b>		

---- End of Report ----





House of Assembly  
Newfoundland and Labrador  
Member Accountability and Disclosure Report  
**Expenditures Summarized by Category**  
01-Jun-16 to 30-Jun-16

Haggie, John, MHA

Allowance Category	Expenditure Limit for Fiscal Year 2016/17 (Net of HST)	Expenditures Processed 01-Jun-16 to 30-Jun-16 (Net of HST)	Expenditures Year to Date 01-Apr-16 to 30-Jun-16 (Net of HST)	Funds Available (Net of HST)	Percent Expended to Date
<b>Office Allowances</b>					
Office Accommodations	--	0.00	0.00	--	--
Rental of Short-term Accommodations	--	0.00	0.00	--	--
Office Start-up Costs	657.00	656.25	656.25	0.75	99.9%
Office Operations	10,619.00	183.72	541.87	10,077.13	5.1%
<b>Total Office Allowances</b>		<b>839.97</b>	<b>1,198.12</b>		
<b>Operational Resources</b>					
Operational Resources	--	425.55	804.62	--	--
<b>Total Operational Resources</b>		<b>425.55</b>	<b>804.62</b>		
<b>Travel &amp; Living Allowances</b>					
House in Session	--	1,027.73	5,451.56	--	--
House Not in Session	--	0.00	0.00	--	--
Intra & Extra-Constituency Travel	6,814.00	0.00	0.00	6,814.00	0.0%
Helicopter Travel	--	0.00	0.00	--	--
<b>Total Travel &amp; Living Allowances</b>		<b>1,027.73</b>	<b>5,451.56</b>		
<b>Constituency Allowance</b>					
Constituency Allowance	2,655.00	0.00	0.00	2,655.00	0.0%
<b>Total Constituency Allowance</b>		<b>0.00</b>	<b>0.00</b>		
<b>Total Expenditures</b>		<b>2,293.25</b>	<b>7,454.30</b>		

---- End of Report ----



House of Assembly  
Newfoundland and Labrador  
Member Accountability and Disclosure Report  
**Expenditures Summarized by Category**  
01-Jun-16 to 30-Jun-16

Haley, Carol Anne, MHA

Allowance Category	Expenditure Limit for Fiscal Year 2016/17 (Net of HST)	Expenditures Processed 01-Jun-16 to 30-Jun-16 (Net of HST)	Expenditures Year to Date 01-Apr-16 to 30-Jun-16 (Net of HST)	Funds Available (Net of HST)	Percent Expended to Date
<b>Office Allowances</b>					
Office Accommodations	11,880.00	989.90	2,969.70	8,910.30	25.0%
Rental of Short-term Accommodations	--	0.00	0.00	--	--
Office Start-up Costs	--	0.00	0.00	--	--
Office Operations	10,619.00	167.98	176.55	10,442.45	1.7%
<b>Total Office Allowances</b>		<b>1,157.88</b>	<b>3,146.25</b>		
<b>Operational Resources</b>					
Operational Resources	--	431.54	1,023.67	--	--
<b>Total Operational Resources</b>		<b>431.54</b>	<b>1,023.67</b>		
<b>Travel &amp; Living Allowances</b>					
House in Session	--	928.88	4,552.35	--	--
House Not in Session	--	0.00	0.00	--	--
Intra & Extra-Constituency Travel	11,239.00	0.00	0.00	11,239.00	0.0%
Helicopter Travel	--	0.00	0.00	--	--
<b>Total Travel &amp; Living Allowances</b>		<b>928.88</b>	<b>4,552.35</b>		
<b>Constituency Allowance</b>					
Constituency Allowance	2,655.00	0.00	0.00	2,655.00	0.0%
<b>Total Constituency Allowance</b>		<b>0.00</b>	<b>0.00</b>		
<b>Total Expenditures</b>					
		<b>2,518.30</b>	<b>8,722.27</b>		

---- End of Report ----



House of Assembly  
Newfoundland and Labrador  
Member Accountability and Disclosure Report  
**Expenditures Summarized by Category**  
01-Jun-16 to 30-Jun-16

Hawkins, Allan, MHA

Allowance Category	Expenditure Limit for Fiscal Year 2016/17 (Net of HST)	Expenditures Processed 01-Jun-16 to 30-Jun-16 (Net of HST)	Expenditures Year to Date 01-Apr-16 to 30-Jun-16 (Net of HST)	Funds Available (Net of HST)	Percent Expended to Date
<b>Office Allowances</b>					
Office Accommodations	--	0.00	0.00	--	--
Rental of Short-term Accommodations	--	0.00	0.00	--	--
Office Start-up Costs	--	0.00	0.00	--	--
Office Operations	10,619.00	13.09	584.32	10,034.68	5.5%
<b>Total Office Allowances</b>		<b>13.09</b>	<b>584.32</b>		
<b>Operational Resources</b>					
Operational Resources	--	213.77	482.08	--	--
<b>Total Operational Resources</b>		<b>213.77</b>	<b>482.08</b>		
<b>Travel &amp; Living Allowances</b>					
House in Session	--	1,507.01	3,642.16	--	--
House Not in Session	--	0.00	0.00	--	--
Intra & Extra-Constituency Travel	8,053.00	673.92	803.70	7,249.30	10.0%
Helicopter Travel	--	0.00	0.00	--	--
<b>Total Travel &amp; Living Allowances</b>		<b>2,180.93</b>	<b>4,445.86</b>		
<b>Constituency Allowance</b>					
Constituency Allowance	2,655.00	0.00	100.00	2,555.00	3.8%
<b>Total Constituency Allowance</b>		<b>0.00</b>	<b>100.00</b>		
<b>Total Expenditures</b>		<b>2,407.79</b>	<b>5,612.26</b>		

---- End of Report ----



House of Assembly  
Newfoundland and Labrador  
Member Accountability and Disclosure Report  
**Expenditures Summarized by Category**  
01-Jun-16 to 30-Jun-16

Holloway, Colin, MHA

Allowance Category	Expenditure Limit for Fiscal Year 2016/17 (Net of HST)	Expenditures Processed 01-Jun-16 to 30-Jun-16 (Net of HST)	Expenditures Year to Date 01-Apr-16 to 30-Jun-16 (Net of HST)	Funds Available (Net of HST)	Percent Expended to Date
<b>Office Allowances</b>					
Office Accommodations	18,084.00	1,506.67	4,520.01	13,563.99	25.0%
Rental of Short-term Accommodations	--	0.00	0.00	--	--
Office Start-up Costs	--	0.00	34.95	--	--
Office Operations	10,619.00	290.50	926.65	9,692.35	8.7%
<b>Total Office Allowances</b>		<b>1,797.17</b>	<b>5,481.61</b>		
<b>Operational Resources</b>					
Operational Resources	--	444.83	1,738.28	--	--
<b>Total Operational Resources</b>		<b>444.83</b>	<b>1,738.28</b>		
<b>Travel &amp; Living Allowances</b>					
House in Session	--	1,670.15	3,584.69	--	--
House Not in Session	--	0.00	0.00	--	--
Intra & Extra-Constituency Travel	11,239.00	251.36	644.75	10,594.25	5.7%
Helicopter Travel	--	0.00	0.00	--	--
<b>Total Travel &amp; Living Allowances</b>		<b>1,921.51</b>	<b>4,229.44</b>		
<b>Constituency Allowance</b>					
Constituency Allowance	2,655.00	83.75	115.44	2,539.56	4.3%
<b>Total Constituency Allowance</b>		<b>83.75</b>	<b>115.44</b>		
<b>Total Expenditures</b>					
		<b>4,247.26</b>	<b>11,564.77</b>		

---- End of Report ----



House of Assembly  
Newfoundland and Labrador  
Member Accountability and Disclosure Report  
**Expenditures Summarized by Category**  
01-Jun-16 to 30-Jun-16

HUTCHINGS, KEITH, MHA

Allowance Category	Expenditure Limit for Fiscal Year 2016/17 (Net of HST)	Expenditures Processed 01-Jun-16 to 30-Jun-16 (Net of HST)	Expenditures Year to Date 01-Apr-16 to 30-Jun-16 (Net of HST)	Funds Available (Net of HST)	Percent Expended to Date
<b>Office Allowances</b>					
Office Accommodations	--	0.00	0.00	--	--
Rental of Short-term Accommodations	--	0.00	0.00	--	--
Office Start-up Costs	--	0.00	0.00	--	--
Office Operations	10,619.00	63.71	163.53	10,455.47	1.5%
<b>Total Office Allowances</b>		<b>63.71</b>	<b>163.53</b>		
<b>Operational Resources</b>					
Operational Resources	--	194.16	370.17	--	--
<b>Total Operational Resources</b>		<b>194.16</b>	<b>370.17</b>		
<b>Travel &amp; Living Allowances</b>					
House in Session	--	140.25	230.13	--	--
House Not in Session	--	0.00	0.00	--	--
Intra & Extra-Constituency Travel	8,938.00	180.39	451.05	8,486.95	5.0%
Helicopter Travel	--	0.00	0.00	--	--
<b>Total Travel &amp; Living Allowances</b>		<b>320.64</b>	<b>681.18</b>		
<b>Constituency Allowance</b>					
Constituency Allowance	2,655.00	146.35	182.06	2,472.94	6.9%
<b>Total Constituency Allowance</b>		<b>146.35</b>	<b>182.06</b>		
<b>Total Expenditures</b>		<b>724.86</b>	<b>1,396.94</b>		

---- End of Report ----



House of Assembly  
Newfoundland and Labrador  
Member Accountability and Disclosure Report  
**Expenditures Summarized by Category**  
01-Jun-16 to 30-Jun-16

JOYCE, EDDIE, MHA

Allowance Category	Expenditure Limit for Fiscal Year 2016/17 (Net of HST)	Expenditures Processed 01-Jun-16 to 30-Jun-16 (Net of HST)	Expenditures Year to Date 01-Apr-16 to 30-Jun-16 (Net of HST)	Funds Available (Net of HST)	Percent Expended to Date
<b>Office Allowances</b>					
Office Accommodations	--	0.00	0.00	--	--
Rental of Short-term Accommodations	--	0.00	0.00	--	--
Office Start-up Costs	--	0.00	0.00	--	--
Office Operations	10,619.00	0.00	447.42	10,171.58	4.2%
<b>Total Office Allowances</b>		<b>0.00</b>	<b>447.42</b>		
<b>Operational Resources</b>					
Operational Resources	--	266.29	554.79	--	--
<b>Total Operational Resources</b>		<b>266.29</b>	<b>554.79</b>		
<b>Travel &amp; Living Allowances</b>					
House in Session	--	5,288.14	12,039.90	--	--
House Not in Session	--	0.00	0.00	--	--
Intra & Extra-Constituency Travel	11,062.00	1,084.07	2,410.05	8,651.95	21.8%
Helicopter Travel	--	0.00	0.00	--	--
<b>Total Travel &amp; Living Allowances</b>		<b>6,372.21</b>	<b>14,449.95</b>		
<b>Constituency Allowance</b>					
Constituency Allowance	2,655.00	24.65	589.45	2,065.55	22.2%
<b>Total Constituency Allowance</b>		<b>24.65</b>	<b>589.45</b>		
<b>Total Expenditures</b>					
		<b>6,663.15</b>	<b>16,041.61</b>		

---- End of Report ----



House of Assembly  
Newfoundland and Labrador  
Member Accountability and Disclosure Report  
**Expenditures Summarized by Category**  
01-Jun-16 to 30-Jun-16

KENT, STEVE, MHA

Allowance Category	Expenditure Limit for Fiscal Year 2016/17 (Net of HST)	Expenditures Processed 01-Jun-16 to 30-Jun-16 (Net of HST)	Expenditures Year to Date 01-Apr-16 to 30-Jun-16 (Net of HST)	Funds Available (Net of HST)	Percent Expended to Date
<b>Office Allowances</b>					
Office Accommodations	--	0.00	0.00	--	--
Rental of Short-term Accommodations	--	0.00	0.00	--	--
Office Start-up Costs	--	0.00	0.00	--	--
Office Operations	10,619.00	250.00	250.00	10,369.00	2.4%
<b>Total Office Allowances</b>		<b>250.00</b>	<b>250.00</b>		
<b>Operational Resources</b>					
Operational Resources	--	249.62	628.13	--	--
<b>Total Operational Resources</b>		<b>249.62</b>	<b>628.13</b>		
<b>Travel &amp; Living Allowances</b>					
House in Session	--	0.00	0.00	--	--
House Not in Session	--	0.00	0.00	--	--
Intra & Extra-Constituency Travel	5,310.00	0.00	0.00	5,310.00	0.0%
Helicopter Travel	--	0.00	0.00	--	--
<b>Total Travel &amp; Living Allowances</b>		<b>0.00</b>	<b>0.00</b>		
<b>Constituency Allowance</b>					
Constituency Allowance	2,655.00	0.00	0.00	2,655.00	0.0%
<b>Total Constituency Allowance</b>		<b>0.00</b>	<b>0.00</b>		
<b>Total Expenditures</b>		<b>499.62</b>	<b>878.13</b>		

---- End of Report ----



House of Assembly  
Newfoundland and Labrador  
Member Accountability and Disclosure Report  
**Expenditures Summarized by Category**  
01-Jun-16 to 30-Jun-16

King, Neil, MHA

Allowance Category	Expenditure Limit for Fiscal Year 2016/17 (Net of HST)	Expenditures Processed 01-Jun-16 to 30-Jun-16 (Net of HST)	Expenditures Year to Date 01-Apr-16 to 30-Jun-16 (Net of HST)	Funds Available (Net of HST)	Percent Expended to Date
<b>Office Allowances</b>					
Office Accommodations	17,820.00	1,485.00	4,455.00	13,365.00	25.0%
Rental of Short-term Accommodations	--	0.00	0.00	--	--
Office Start-up Costs	--	0.00	0.00	--	--
Office Operations	10,619.00	307.84	397.84	10,221.16	3.7%
<b>Total Office Allowances</b>		<b>1,792.84</b>	<b>4,852.84</b>		
<b>Operational Resources</b>					
Operational Resources	--	320.14	704.86	--	--
<b>Total Operational Resources</b>		<b>320.14</b>	<b>704.86</b>		
<b>Travel &amp; Living Allowances</b>					
House in Session	--	5,228.81	10,167.68	--	--
House Not in Session	--	0.00	0.00	--	--
Intra & Extra-Constituency Travel	9,912.00	589.08	589.08	9,322.92	5.9%
Helicopter Travel	--	0.00	0.00	--	--
<b>Total Travel &amp; Living Allowances</b>		<b>5,817.89</b>	<b>10,756.76</b>		
<b>Constituency Allowance</b>					
Constituency Allowance	2,655.00	600.00	600.00	2,055.00	22.6%
<b>Total Constituency Allowance</b>		<b>600.00</b>	<b>600.00</b>		
<b>Total Expenditures</b>		<b>8,530.87</b>	<b>16,914.46</b>		

---- End of Report ----





House of Assembly  
Newfoundland and Labrador  
Member Accountability and Disclosure Report  
**Expenditures Summarized by Category**  
01-Jun-16 to 30-Jun-16

**KIRBY, DALE, MHA**

Allowance Category	Expenditure Limit for Fiscal Year 2016/17 (Net of HST)	Expenditures Processed 01-Jun-16 to 30-Jun-16 (Net of HST)	Expenditures Year to Date 01-Apr-16 to 30-Jun-16 (Net of HST)	Funds Available (Net of HST)	Percent Expended to Date
<b>Office Allowances</b>					
Office Accommodations	--	0.00	0.00	--	--
Rental of Short-term Accommodations	--	0.00	0.00	--	--
Office Start-up Costs	--	0.00	0.00	--	--
Office Operations	10,619.00	1.60	3.20	10,615.80	0.0%
<b>Total Office Allowances</b>		<b>1.60</b>	<b>3.20</b>		
<b>Operational Resources</b>					
Operational Resources	--	153.30	270.55	--	--
<b>Total Operational Resources</b>		<b>153.30</b>	<b>270.55</b>		
<b>Travel &amp; Living Allowances</b>					
House in Session	--	0.00	0.00	--	--
House Not in Session	--	0.00	0.00	--	--
Intra & Extra-Constituency Travel	5,310.00	0.00	0.00	5,310.00	0.0%
Helicopter Travel	--	0.00	0.00	--	--
<b>Total Travel &amp; Living Allowances</b>		<b>0.00</b>	<b>0.00</b>		
<b>Constituency Allowance</b>					
Constituency Allowance	2,655.00	245.06	436.76	2,218.24	16.5%
<b>Total Constituency Allowance</b>		<b>245.06</b>	<b>436.76</b>		
<b>Total Expenditures</b>					
		<b>399.96</b>	<b>710.51</b>		

---- End of Report ----



House of Assembly  
Newfoundland and Labrador  
Member Accountability and Disclosure Report  
**Expenditures Summarized by Category**  
01-Jun-16 to 30-Jun-16

LANE, PAUL, MHA

Allowance Category	Expenditure Limit for Fiscal Year 2016/17 (Net of HST)	Expenditures Processed 01-Jun-16 to 30-Jun-16 (Net of HST)	Expenditures Year to Date 01-Apr-16 to 30-Jun-16 (Net of HST)	Funds Available (Net of HST)	Percent Expended to Date
<b>Office Allowances</b>					
Office Accommodations	--	0.00	0.00	--	--
Rental of Short-term Accommodations	--	0.00	0.00	--	--
Office Start-up Costs	--	0.00	0.00	--	--
Office Operations	10,619.00	932.29	1,285.49	9,333.51	12.1%
<b>Total Office Allowances</b>		<b>932.29</b>	<b>1,285.49</b>		
<b>Operational Resources</b>					
Operational Resources	--	180.19	352.89	--	--
<b>Total Operational Resources</b>		<b>180.19</b>	<b>352.89</b>		
<b>Travel &amp; Living Allowances</b>					
House in Session	--	0.00	0.00	--	--
House Not in Session	--	0.00	0.00	--	--
Intra & Extra-Constituency Travel	5,310.00	374.31	374.31	4,935.69	7.0%
Helicopter Travel	--	0.00	0.00	--	--
<b>Total Travel &amp; Living Allowances</b>		<b>374.31</b>	<b>374.31</b>		
<b>Constituency Allowance</b>					
Constituency Allowance	2,655.00	459.72	459.72	2,195.28	17.3%
<b>Total Constituency Allowance</b>		<b>459.72</b>	<b>459.72</b>		
<b>Total Expenditures</b>					
		<b>1,946.51</b>	<b>2,472.41</b>		

---- End of Report ----



House of Assembly  
Newfoundland and Labrador  
Member Accountability and Disclosure Report  
**Expenditures Summarized by Category**  
01-Jun-16 to 30-Jun-16

Letto, Graham, MHA

Allowance Category	Expenditure Limit for Fiscal Year 2016/17 (Net of HST)	Expenditures Processed 01-Jun-16 to 30-Jun-16 (Net of HST)	Expenditures Year to Date 01-Apr-16 to 30-Jun-16 (Net of HST)	Funds Available (Net of HST)	Percent Expended to Date
<b>Office Allowances</b>					
Office Accommodations	14,400.00	1,200.00	3,600.00	10,800.00	25.0%
Rental of Short-term Accommodations	--	0.00	0.00	--	--
Office Start-up Costs	--	0.00	0.00	--	--
Office Operations	10,619.00	745.00	745.00	9,874.00	7.0%
<b>Total Office Allowances</b>		<b>1,945.00</b>	<b>4,345.00</b>		
<b>Operational Resources</b>					
Operational Resources	--	395.56	862.29	--	--
<b>Total Operational Resources</b>		<b>395.56</b>	<b>862.29</b>		
<b>Travel &amp; Living Allowances</b>					
House in Session	--	2,513.21	6,834.01	--	--
House Not in Session	--	0.00	2,705.07	--	--
Intra & Extra-Constituency Travel	5,841.00	0.00	0.00	5,841.00	0.0%
Helicopter Travel	--	0.00	0.00	--	--
<b>Total Travel &amp; Living Allowances</b>		<b>2,513.21</b>	<b>9,539.08</b>		
<b>Constituency Allowance</b>					
Constituency Allowance	2,655.00	505.00	505.00	2,150.00	19.0%
<b>Total Constituency Allowance</b>		<b>505.00</b>	<b>505.00</b>		
<b>Total Expenditures</b>		<b>5,358.77</b>	<b>15,251.37</b>		

---- End of Report ----



House of Assembly  
Newfoundland and Labrador  
Member Accountability and Disclosure Report  
**Expenditures Summarized by Category**  
01-Jun-16 to 30-Jun-16

**MICHAEL, LORRAINE, MHA**

Allowance Category	Expenditure Limit for Fiscal Year 2016/17 (Net of HST)	Expenditures Processed 01-Jun-16 to 30-Jun-16 (Net of HST)	Expenditures Year to Date 01-Apr-16 to 30-Jun-16 (Net of HST)	Funds Available (Net of HST)	Percent Expended to Date
<b>Office Allowances</b>					
Office Accommodations	--	0.00	0.00	--	--
Rental of Short-term Accommodations	--	0.00	0.00	--	--
Office Start-up Costs	--	0.00	0.00	--	--
Office Operations	10,619.00	19.75	486.94	10,132.06	4.6%
<b>Total Office Allowances</b>		<b>19.75</b>	<b>486.94</b>		
<b>Operational Resources</b>					
Operational Resources	--	157.93	430.21	--	--
<b>Total Operational Resources</b>		<b>157.93</b>	<b>430.21</b>		
<b>Travel &amp; Living Allowances</b>					
House in Session	--	0.00	0.00	--	--
House Not in Session	--	0.00	0.00	--	--
Intra & Extra-Constituency Travel	5,310.00	20.94	75.56	5,234.44	1.4%
Helicopter Travel	--	0.00	0.00	--	--
<b>Total Travel &amp; Living Allowances</b>		<b>20.94</b>	<b>75.56</b>		
<b>Constituency Allowance</b>					
Constituency Allowance	2,655.00	55.72	104.93	2,550.07	4.0%
<b>Total Constituency Allowance</b>		<b>55.72</b>	<b>104.93</b>		
<b>Total Expenditures</b>					
		<b>254.34</b>	<b>1,097.64</b>		

---- End of Report ----



House of Assembly  
Newfoundland and Labrador  
Member Accountability and Disclosure Report  
**Expenditures Summarized by Category**  
01-Jun-16 to 30-Jun-16

**MITCHELMORE, CHRISTOPHER, MHA**

Allowance Category	Expenditure Limit for Fiscal Year 2016/17 (Net of HST)	Expenditures Processed 01-Jun-16 to 30-Jun-16 (Net of HST)	Expenditures Year to Date 01-Apr-16 to 30-Jun-16 (Net of HST)	Funds Available (Net of HST)	Percent Expended to Date
<b>Office Allowances</b>					
Office Accommodations	--	0.00	0.00	--	--
Rental of Short-term Accommodations	--	0.00	0.00	--	--
Office Start-up Costs	--	0.00	0.00	--	--
Office Operations	10,619.00	100.00	296.79	10,322.21	2.8%
<b>Total Office Allowances</b>		<b>100.00</b>	<b>296.79</b>		
<b>Operational Resources</b>					
Operational Resources	--	365.22	1,659.80	--	--
<b>Total Operational Resources</b>		<b>365.22</b>	<b>1,659.80</b>		
<b>Travel &amp; Living Allowances</b>					
House in Session	--	13,494.84	13,494.84	--	--
House Not in Session	--	0.00	0.00	--	--
Intra & Extra-Constituency Travel	10,796.00	908.51	951.70	9,844.30	8.8%
Helicopter Travel	--	0.00	0.00	--	--
<b>Total Travel &amp; Living Allowances</b>		<b>14,403.35</b>	<b>14,446.54</b>		
<b>Constituency Allowance</b>					
Constituency Allowance	2,655.00	461.48	483.80	2,171.20	18.2%
<b>Total Constituency Allowance</b>		<b>461.48</b>	<b>483.80</b>		
<b>Total Expenditures</b>					
		<b>15,330.05</b>	<b>16,886.93</b>		

---- End of Report ----



House of Assembly  
Newfoundland and Labrador  
Member Accountability and Disclosure Report  
**Expenditures Summarized by Category**  
01-Jun-16 to 30-Jun-16

OSBORNE, TOM, MHA

Allowance Category	Expenditure Limit for Fiscal Year 2016/17 (Net of HST)	Expenditures Processed 01-Jun-16 to 30-Jun-16 (Net of HST)	Expenditures Year to Date 01-Apr-16 to 30-Jun-16 (Net of HST)	Funds Available (Net of HST)	Percent Expended to Date
<b>Office Allowances</b>					
Office Accommodations	--	0.00	0.00	--	--
Rental of Short-term Accommodations	--	0.00	0.00	--	--
Office Start-up Costs	--	0.00	0.00	--	--
Office Operations	10,619.00	11.81	13.80	10,605.20	0.1%
<b>Total Office Allowances</b>		<b>11.81</b>	<b>13.80</b>		
<b>Operational Resources</b>					
Operational Resources	--	192.93	481.80	--	--
<b>Total Operational Resources</b>		<b>192.93</b>	<b>481.80</b>		
<b>Travel &amp; Living Allowances</b>					
House in Session	--	0.00	0.00	--	--
House Not in Session	--	0.00	0.00	--	--
Intra & Extra-Constituency Travel	5,310.00	0.00	0.00	5,310.00	0.0%
Helicopter Travel	--	0.00	0.00	--	--
<b>Total Travel &amp; Living Allowances</b>		<b>0.00</b>	<b>0.00</b>		
<b>Constituency Allowance</b>					
Constituency Allowance	2,655.00	0.00	0.00	2,655.00	0.0%
<b>Total Constituency Allowance</b>		<b>0.00</b>	<b>0.00</b>		
<b>Total Expenditures</b>					
		<b>204.74</b>	<b>495.60</b>		

---- End of Report ----



House of Assembly  
Newfoundland and Labrador  
Member Accountability and Disclosure Report  
**Expenditures Summarized by Category**  
01-Jun-16 to 30-Jun-16

Parsley, Betty, MHA

Allowance Category	Expenditure Limit for Fiscal Year 2016/17 (Net of HST)	Expenditures Processed 01-Jun-16 to 30-Jun-16 (Net of HST)	Expenditures Year to Date 01-Apr-16 to 30-Jun-16 (Net of HST)	Funds Available (Net of HST)	Percent Expended to Date
<b>Office Allowances</b>					
Office Accommodations	16,200.00	1,350.00	4,050.00	12,150.00	25.0%
Rental of Short-term Accommodations	--	0.00	0.00	--	--
Office Start-up Costs	--	0.00	0.00	--	--
Office Operations	10,619.00	240.00	360.00	10,259.00	3.4%
<b>Total Office Allowances</b>		<b>1,590.00</b>	<b>4,410.00</b>		
<b>Operational Resources</b>					
Operational Resources	--	2,552.69	3,121.80	--	--
<b>Total Operational Resources</b>		<b>2,552.69</b>	<b>3,121.80</b>		
<b>Travel &amp; Living Allowances</b>					
House in Session	--	1,808.71	2,039.95	--	--
House Not in Session	--	115.62	115.62	--	--
Intra & Extra-Constituency Travel	6,726.00	65.41	65.41	6,660.59	1.0%
Helicopter Travel	--	0.00	0.00	--	--
<b>Total Travel &amp; Living Allowances</b>		<b>1,989.74</b>	<b>2,220.98</b>		
<b>Constituency Allowance</b>					
Constituency Allowance	2,655.00	0.00	0.00	2,655.00	0.0%
<b>Total Constituency Allowance</b>		<b>0.00</b>	<b>0.00</b>		
<b>Total Expenditures</b>					
		<b>6,132.43</b>	<b>9,752.78</b>		

---- End of Report ----



House of Assembly  
Newfoundland and Labrador  
Member Accountability and Disclosure Report  
**Expenditures Summarized by Category**  
01-Jun-16 to 30-Jun-16

**PARSONS, ANDREW, MHA**

Allowance Category	Expenditure Limit for Fiscal Year 2016/17 (Net of HST)	Expenditures Processed 01-Jun-16 to 30-Jun-16 (Net of HST)	Expenditures Year to Date 01-Apr-16 to 30-Jun-16 (Net of HST)	Funds Available (Net of HST)	Percent Expended to Date
<b>Office Allowances</b>					
Office Accommodations	12,000.00	1,000.00	3,000.00	9,000.00	25.0%
Rental of Short-term Accommodations	--	0.00	0.00	--	--
Office Start-up Costs	--	0.00	0.00	--	--
Office Operations	10,619.00	1,287.66	1,862.07	8,756.93	17.5%
<b>Total Office Allowances</b>		<b>2,287.66</b>	<b>4,862.07</b>		
<b>Operational Resources</b>					
Operational Resources	--	486.15	988.60	--	--
<b>Total Operational Resources</b>		<b>486.15</b>	<b>988.60</b>		
<b>Travel &amp; Living Allowances</b>					
House in Session	--	5,936.47	16,281.35	--	--
House Not in Session	--	505.06	549.70	--	--
Intra & Extra-Constituency Travel	10,000.00	374.63	676.02	9,323.98	6.8%
Helicopter Travel	18,584.00	0.00	0.00	18,584.00	0.0%
<b>Total Travel &amp; Living Allowances</b>		<b>6,816.16</b>	<b>17,507.07</b>		
<b>Constituency Allowance</b>					
Constituency Allowance	2,655.00	0.00	0.00	2,655.00	0.0%
<b>Total Constituency Allowance</b>		<b>0.00</b>	<b>0.00</b>		
<b>Total Expenditures</b>					
		<b>9,589.97</b>	<b>23,357.74</b>		

---- End of Report ----





House of Assembly  
Newfoundland and Labrador  
Member Accountability and Disclosure Report  
**Expenditures Summarized by Category**  
01-Jun-16 to 30-Jun-16

**PARSONS, KEVIN, MHA**

Allowance Category	Expenditure Limit for Fiscal Year 2016/17 (Net of HST)	Expenditures Processed 01-Jun-16 to 30-Jun-16 (Net of HST)	Expenditures Year to Date 01-Apr-16 to 30-Jun-16 (Net of HST)	Funds Available (Net of HST)	Percent Expended to Date
<b>Office Allowances</b>					
Office Accommodations	--	0.00	0.00	--	--
Rental of Short-term Accommodations	--	0.00	0.00	--	--
Office Start-up Costs	--	0.00	0.00	--	--
Office Operations	10,619.00	149.21	318.85	10,300.15	3.0%
<b>Total Office Allowances</b>		<b>149.21</b>	<b>318.85</b>		
<b>Operational Resources</b>					
Operational Resources	--	228.14	1,335.59	--	--
<b>Total Operational Resources</b>		<b>228.14</b>	<b>1,335.59</b>		
<b>Travel &amp; Living Allowances</b>					
House in Session	--	0.00	0.00	--	--
House Not in Session	--	0.00	0.00	--	--
Intra & Extra-Constituency Travel	6,372.00	0.00	0.00	6,372.00	0.0%
Helicopter Travel	--	0.00	0.00	--	--
<b>Total Travel &amp; Living Allowances</b>		<b>0.00</b>	<b>0.00</b>		
<b>Constituency Allowance</b>					
Constituency Allowance	2,655.00	124.92	124.92	2,530.08	4.7%
<b>Total Constituency Allowance</b>		<b>124.92</b>	<b>124.92</b>		
<b>Total Expenditures</b>					
		<b>502.27</b>	<b>1,779.36</b>		

---- End of Report ----



House of Assembly  
Newfoundland and Labrador  
Member Accountability and Disclosure Report  
**Expenditures Summarized by Category**  
01-Jun-16 to 30-Jun-16

Parsons, Pam, MHA

Allowance Category	Expenditure Limit for Fiscal Year 2016/17 (Net of HST)	Expenditures Processed 01-Jun-16 to 30-Jun-16 (Net of HST)	Expenditures Year to Date 01-Apr-16 to 30-Jun-16 (Net of HST)	Funds Available (Net of HST)	Percent Expended to Date
<b>Office Allowances</b>					
Office Accommodations	11,316.00	942.79	2,828.37	8,487.63	25.0%
Rental of Short-term Accommodations	--	0.00	0.00	--	--
Office Start-up Costs	--	0.00	0.00	--	--
Office Operations	10,619.00	405.04	465.04	10,153.96	4.4%
<b>Total Office Allowances</b>		<b>1,347.83</b>	<b>3,293.41</b>		
<b>Operational Resources</b>					
Operational Resources	--	491.78	1,621.67	--	--
<b>Total Operational Resources</b>		<b>491.78</b>	<b>1,621.67</b>		
<b>Travel &amp; Living Allowances</b>					
House in Session	--	1,241.51	3,206.99	--	--
House Not in Session	--	-510.42	35.06	--	--
Intra & Extra-Constituency Travel	6,814.00	607.38	944.72	5,869.28	13.9%
Helicopter Travel	--	0.00	0.00	--	--
<b>Total Travel &amp; Living Allowances</b>		<b>1,338.47</b>	<b>4,186.77</b>		
<b>Constituency Allowance</b>					
Constituency Allowance	2,655.00	21.79	21.79	2,633.21	0.8%
<b>Total Constituency Allowance</b>		<b>21.79</b>	<b>21.79</b>		
<b>Total Expenditures</b>					
		<b>3,199.87</b>	<b>9,123.64</b>		

---- End of Report ----



House of Assembly  
Newfoundland and Labrador  
Member Accountability and Disclosure Report  
**Expenditures Summarized by Category**  
01-Jun-16 to 30-Jun-16

**PERRY, TRACEY, MHA**

Allowance Category	Expenditure Limit for Fiscal Year 2016/17 (Net of HST)	Expenditures Processed 01-Jun-16 to 30-Jun-16 (Net of HST)	Expenditures Year to Date 01-Apr-16 to 30-Jun-16 (Net of HST)	Funds Available (Net of HST)	Percent Expended to Date
<b>Office Allowances</b>					
Office Accommodations	9,492.00	791.00	2,373.00	7,119.00	25.0%
Rental of Short-term Accommodations	--	0.00	0.00	--	--
Office Start-up Costs	--	0.00	0.00	--	--
Office Operations	10,619.00	276.05	1,733.15	8,885.85	16.3%
<b>Total Office Allowances</b>		<b>1,067.05</b>	<b>4,106.15</b>		
<b>Operational Resources</b>					
Operational Resources	--	531.47	1,192.48	--	--
<b>Total Operational Resources</b>		<b>531.47</b>	<b>1,192.48</b>		
<b>Travel &amp; Living Allowances</b>					
House in Session	--	6,328.05	11,201.36	--	--
House Not in Session	--	0.00	0.00	--	--
Intra & Extra-Constituency Travel	14,425.00	39.04	57.85	14,367.15	0.4%
Helicopter Travel	21,770.00	0.00	0.00	21,770.00	0.0%
<b>Total Travel &amp; Living Allowances</b>		<b>6,367.09</b>	<b>11,259.21</b>		
<b>Constituency Allowance</b>					
Constituency Allowance	2,655.00	152.61	152.61	2,502.39	5.7%
<b>Total Constituency Allowance</b>		<b>152.61</b>	<b>152.61</b>		
<b>Total Expenditures</b>					
		<b>8,118.22</b>	<b>16,710.45</b>		

---- End of Report ----



House of Assembly  
Newfoundland and Labrador  
Member Accountability and Disclosure Report  
**Expenditures Summarized by Category**  
01-Jun-16 to 30-Jun-16

Petten, Barry, MHA

Allowance Category	Expenditure Limit for Fiscal Year 2016/17 (Net of HST)	Expenditures Processed 01-Jun-16 to 30-Jun-16 (Net of HST)	Expenditures Year to Date 01-Apr-16 to 30-Jun-16 (Net of HST)	Funds Available (Net of HST)	Percent Expended to Date
<b>Office Allowances</b>					
Office Accommodations	24,360.00	2,030.00	6,090.00	18,270.00	25.0%
Rental of Short-term Accommodations	--	0.00	0.00	--	--
Office Start-up Costs	--	0.00	0.00	--	--
Office Operations	10,619.00	993.00	1,763.00	8,856.00	16.6%
<b>Total Office Allowances</b>		<b>3,023.00</b>	<b>7,853.00</b>		
<b>Operational Resources</b>					
Operational Resources	--	402.48	903.09	--	--
<b>Total Operational Resources</b>		<b>402.48</b>	<b>903.09</b>		
<b>Travel &amp; Living Allowances</b>					
House in Session	--	0.00	0.00	--	--
House Not in Session	--	0.00	0.00	--	--
Intra & Extra-Constituency Travel	5,398.00	0.00	0.00	5,398.00	0.0%
Helicopter Travel	--	0.00	0.00	--	--
<b>Total Travel &amp; Living Allowances</b>		<b>0.00</b>	<b>0.00</b>		
<b>Constituency Allowance</b>					
Constituency Allowance	2,655.00	0.00	32.71	2,622.29	1.2%
<b>Total Constituency Allowance</b>		<b>0.00</b>	<b>32.71</b>		
<b>Total Expenditures</b>		<b>3,425.48</b>	<b>8,788.80</b>		

---- End of Report ----



House of Assembly  
Newfoundland and Labrador  
Member Accountability and Disclosure Report  
**Expenditures Summarized by Category**  
01-Jun-16 to 30-Jun-16

REID, SCOTT, MHA

Allowance Category	Expenditure Limit for Fiscal Year 2016/17 (Net of HST)	Expenditures Processed 01-Jun-16 to 30-Jun-16 (Net of HST)	Expenditures Year to Date 01-Apr-16 to 30-Jun-16 (Net of HST)	Funds Available (Net of HST)	Percent Expended to Date
<b>Office Allowances</b>					
Office Accommodations	--	0.00	0.00	--	--
Rental of Short-term Accommodations	--	0.00	0.00	--	--
Office Start-up Costs	--	0.00	0.00	--	--
Office Operations	10,619.00	1,059.09	1,090.27	9,528.73	10.3%
<b>Total Office Allowances</b>		<b>1,059.09</b>	<b>1,090.27</b>		
<b>Operational Resources</b>					
Operational Resources	--	418.96	1,352.57	--	--
<b>Total Operational Resources</b>		<b>418.96</b>	<b>1,352.57</b>		
<b>Travel &amp; Living Allowances</b>					
House in Session	--	11,003.80	11,003.80	--	--
House Not in Session	--	0.00	0.00	--	--
Intra & Extra-Constituency Travel	7,434.00	1,892.74	1,892.74	5,541.26	25.5%
Helicopter Travel	--	0.00	0.00	--	--
<b>Total Travel &amp; Living Allowances</b>		<b>12,896.54</b>	<b>12,896.54</b>		
<b>Constituency Allowance</b>					
Constituency Allowance	2,655.00	17.86	17.86	2,637.14	0.7%
<b>Total Constituency Allowance</b>		<b>17.86</b>	<b>17.86</b>		
<b>Total Expenditures</b>					
		<b>14,392.45</b>	<b>15,357.24</b>		

---- End of Report ----



House of Assembly  
Newfoundland and Labrador  
Member Accountability and Disclosure Report  
**Expenditures Summarized by Category**  
01-Jun-16 to 30-Jun-16

**ROGERS, GERRY, MHA**

Allowance Category	Expenditure Limit for Fiscal Year 2016/17 (Net of HST)	Expenditures Processed 01-Jun-16 to 30-Jun-16 (Net of HST)	Expenditures Year to Date 01-Apr-16 to 30-Jun-16 (Net of HST)	Funds Available (Net of HST)	Percent Expended to Date
<b>Office Allowances</b>					
Office Accommodations	--	0.00	0.00	--	--
Rental of Short-term Accommodations	--	0.00	0.00	--	--
Office Start-up Costs	--	0.00	0.00	--	--
Office Operations	10,619.00	2,486.55	2,677.23	7,941.77	25.2%
<b>Total Office Allowances</b>		<b>2,486.55</b>	<b>2,677.23</b>		
<b>Operational Resources</b>					
Operational Resources	--	235.57	737.86	--	--
<b>Total Operational Resources</b>		<b>235.57</b>	<b>737.86</b>		
<b>Travel &amp; Living Allowances</b>					
House in Session	--	0.00	0.00	--	--
House Not in Session	--	0.00	0.00	--	--
Intra & Extra-Constituency Travel	5,310.00	0.00	1,046.74	4,263.26	19.7%
Helicopter Travel	--	0.00	0.00	--	--
<b>Total Travel &amp; Living Allowances</b>		<b>0.00</b>	<b>1,046.74</b>		
<b>Constituency Allowance</b>					
Constituency Allowance	2,655.00	235.71	651.66	2,003.34	24.5%
<b>Total Constituency Allowance</b>		<b>235.71</b>	<b>651.66</b>		
<b>Total Expenditures</b>		<b>2,957.83</b>	<b>5,113.49</b>		

---- End of Report ----



House of Assembly  
Newfoundland and Labrador  
Member Accountability and Disclosure Report  
**Expenditures Summarized by Category**  
01-Jun-16 to 30-Jun-16

Trimper, Perry, MHA

Allowance Category	Expenditure Limit for Fiscal Year 2016/17 (Net of HST)	Expenditures Processed 01-Jun-16 to 30-Jun-16 (Net of HST)	Expenditures Year to Date 01-Apr-16 to 30-Jun-16 (Net of HST)	Funds Available (Net of HST)	Percent Expended to Date
<b>Office Allowances</b>					
Office Accommodations	--	0.00	0.00	--	--
Rental of Short-term Accommodations	--	0.00	0.00	--	--
Office Start-up Costs	--	0.00	0.00	--	--
Office Operations	10,619.00	20.00	50.00	10,569.00	0.5%
<b>Total Office Allowances</b>		<b>20.00</b>	<b>50.00</b>		
<b>Operational Resources</b>					
Operational Resources	--	267.88	669.46	--	--
<b>Total Operational Resources</b>		<b>267.88</b>	<b>669.46</b>		
<b>Travel &amp; Living Allowances</b>					
House in Session	--	3,235.19	6,323.57	--	--
House Not in Session	--	0.00	443.46	--	--
Intra & Extra-Constituency Travel	7,080.00	0.00	627.25	6,452.75	8.9%
Helicopter Travel	--	0.00	0.00	--	--
<b>Total Travel &amp; Living Allowances</b>		<b>3,235.19</b>	<b>7,394.28</b>		
<b>Constituency Allowance</b>					
Constituency Allowance	2,655.00	35.00	223.44	2,431.56	8.4%
<b>Total Constituency Allowance</b>		<b>35.00</b>	<b>223.44</b>		
<b>Total Expenditures</b>					
		<b>3,558.07</b>	<b>8,337.18</b>		

---- End of Report ----



House of Assembly  
Newfoundland and Labrador  
Member Accountability and Disclosure Report  
**Expenditures Summarized by Category**  
01-Jun-16 to 30-Jun-16

**Warr, Brain, MHA**

Allowance Category	Expenditure Limit for Fiscal Year 2016/17 (Net of HST)	Expenditures Processed 01-Jun-16 to 30-Jun-16 (Net of HST)	Expenditures Year to Date 01-Apr-16 to 30-Jun-16 (Net of HST)	Funds Available (Net of HST)	Percent Expended to Date
<b>Office Allowances</b>					
Office Accommodations	10,296.00	857.50	2,572.50	7,723.50	25.0%
Rental of Short-term Accommodations	--	0.00	0.00	--	--
Office Start-up Costs	--	0.00	0.00	--	--
Office Operations	10,619.00	217.42	217.42	10,401.58	2.0%
<b>Total Office Allowances</b>		<b>1,074.92</b>	<b>2,789.92</b>		
<b>Operational Resources</b>					
Operational Resources	--	338.22	940.83	--	--
<b>Total Operational Resources</b>		<b>338.22</b>	<b>940.83</b>		
<b>Travel &amp; Living Allowances</b>					
House in Session	--	2,840.68	5,107.63	--	--
House Not in Session	--	0.00	0.00	--	--
Intra & Extra-Constituency Travel	11,150.00	266.75	557.79	10,592.21	5.0%
Helicopter Travel	--	0.00	0.00	--	--
<b>Total Travel &amp; Living Allowances</b>		<b>3,107.43</b>	<b>5,665.42</b>		
<b>Constituency Allowance</b>					
Constituency Allowance	2,655.00	78.15	78.15	2,576.85	2.9%
<b>Total Constituency Allowance</b>		<b>78.15</b>	<b>78.15</b>		
<b>Total Expenditures</b>					
		<b>4,598.72</b>	<b>9,474.32</b>		

---- End of Report ----





**LEGISLATURE (excluding The Office of the Auditor General)**  
**STATEMENT OF REVENUE AND EXPENDITURE**  
**For the Period 1 April 2016 to 30 September 2016**  
**Unaudited**

	Original Estimates	Operating Budget	Expenditures Plus Encumbrances & Revenues	Projected Total Expenditures & Revenue	Projected Savings (Over- runs) from Original Budget	Projected Savings (Over- runs) from Operating Budget
<b>1.1.01. ADMINISTRATIVE SUPPORT</b>						
01. Salaries	1,879,800	1,879,800	938,655	1,879,800	-	-
Operating Accounts:						
<i>Employee Benefits</i>	4,500	5,300	5,281	6,200	(1,700) <sup>1</sup>	(900)
<i>Transportation and Communications</i>	60,000	60,000	40,904	60,000	-	-
<i>Supplies</i>	36,200	36,200	9,326	31,200	5,000 <sup>2</sup>	5,000
<i>Professional Services</i>	71,100	71,100	63,300	71,100	-	-
<i>Purchased Services</i>	62,000	62,000	31,826	62,000	-	-
						<sup>3</sup>
<i>Property, Furnishings and Equipment</i>	92,500	91,700	10,535	72,500	20,000	19,200
02. Operating Accounts	<b>326,300</b>	<b>326,300</b>	<b>161,172</b>	<b>303,000</b>	<b>23,300</b>	<b>23,300</b>
	<b>2,206,100</b>	<b>2,206,100</b>	<b>1,099,827</b>	<b>2,182,800</b>	<b>23,300</b>	<b>23,300</b>
02. Revenue - Provincial	-	-	(152)	(200)	200	200
<b>Total: Administrative Support</b>	<b>2,206,100</b>	<b>2,206,100</b>	<b>1,099,675</b>	<b>2,182,600</b>	<b>23,500</b>	<b>23,500</b>

1. Projected overrun as conference registration fees were more than anticipated.

2. Projected savings due to General Election 2015. Excess supplies were returned from constituency offices, therefore we are anticipating one-time savings this fiscal year.

3. Projected savings due to the delayed replacement of old equipment, as a temporary cost savings measure at this time. Funds may be required if equipment needs to be replaced. Prioritization of requests received is ongoing and funds will be allocated accordingly if the equipment does not require replacement.



**LEGISLATURE (excluding The Office of the Auditor General)**  
**STATEMENT OF REVENUE AND EXPENDITURE**  
**For the Period 1 April 2016 to 30 September 2016**  
**Unaudited**

	Original Estimates	Operating Budget	Expenditures Plus Encumbrances & Revenues	Projected Total Expenditures & Revenue	Projected Savings (Over- runs) from Original Budget	Projected Savings (Over- runs) from Operating Budget
<b>1.1.02. LEGISLATIVE LIBRARY AND RECORDS MANAGEMENT</b>						
01. Salaries	660,500	660,500	325,221	660,500	-	-
Operating Accounts:						
<i>Employee Benefits</i>	900	900	300	900	-	-
<i>Transportation and Communications</i>	10,200	10,200	3,782	7,200	3,000	3,000
<i>Supplies</i>	47,000	47,000	39,674	47,000	-	-
<i>Purchased Services</i>	8,500	8,500	2,306	8,500	-	-
02. Operating Accounts	<b>66,600</b>	<b>66,600</b>	<b>46,062</b>	<b>63,600</b>	<b>3,000</b>	<b>3,000</b>
<b>Total: Legislative Library and Records Management</b>	<b>727,100</b>	<b>727,100</b>	<b>371,283</b>	<b>724,100</b>	<b>3,000</b>	<b>3,000</b>

1. Projected savings as travel to conferences are less than anticipated.



**LEGISLATURE (excluding The Office of the Auditor General)**  
**STATEMENT OF REVENUE AND EXPENDITURE**  
**For the Period 1 April 2016 to 30 September 2016**  
**Unaudited**

	Original Estimates	Operating Budget	Expenditures Plus Encumbrances & Revenues	Projected Total Expenditures & Revenue	Projected Savings (Over- runs) from Original Budget		Projected Savings (Over- runs) from Operating Budget
<b>1.1.03. HANSARD AND THE BROADCAST CENTRE</b>							
01. Salaries	638,000	638,000	312,714	638,000	-		-
Operating Accounts:							
<i>Employee Benefits</i>	600	2,400	2,100	2,400	(1,800)	<sup>1</sup>	-
<i>Transportation and Communications</i>	6,100	4,300	1,749	4,300	1,800	<sup>2</sup>	-
<i>Supplies</i>	31,900	31,900	15,789	31,900	-		-
<i>Purchased Services</i>	289,400	289,400	286,332	336,400	(47,000)	<sup>3</sup>	(47,000)
<i>Property, Furnishings and Equipment</i>	10,000	10,000	380	10,000	-		-
02. Operating Accounts	<b>338,000</b>	<b>338,000</b>	<b>306,350</b>	<b>385,000</b>	<b>(47,000)</b>		<b>(47,000)</b>
	<b>976,000</b>	<b>976,000</b>	<b>619,064</b>	<b>1,023,000</b>	<b>(47,000)</b>		<b>(47,000)</b>
02. Revenue - Provincial	(18,800)	(18,800)	-	(22,400)	3,600	<sup>4</sup>	3,600
<b>Total: Hansard and the Broadcast Centre</b>	<b>957,200</b>	<b>957,200</b>	<b>619,064</b>	<b>1,000,600</b>	<b>(43,400)</b>		<b>(43,400)</b>

1. Projected overrun due to higher than anticipated conference registration fees.

2. Projected savings as travel expenditures are less than anticipated.

3. Projected overrun as satellite charges are more than anticipated due to the filibuster and projected number of days remaining for House sittings.

4. Projected increase in revenue as the number of attendees for the 2016 Hansard Association of Canada Annual Conference was higher than anticipated.



**LEGISLATURE (excluding The Office of the Auditor General)**  
**STATEMENT OF REVENUE AND EXPENDITURE**  
**For the Period 1 April 2016 to 30 September 2016**  
**Unaudited**

	Original Estimates	Operating Budget	Expenditures Plus Encumbrances & Revenues	Projected Total Expenditures & Revenue	Projected Savings (Over- runs) from Original Budget	Projected Savings (Over- runs) from Operating Budget
<b>1.1.04. MEMBERS' RESOURCES</b>						
01. Salaries	6,440,600	6,460,500	2,958,591	6,440,600	-	19,900
Operating Accounts:						
<i>Transportation and Communications</i>	15,200	15,200	8,378	15,200	-	-
<i>Professional Services</i>	274,100	274,100	182,281	274,100	-	-
<i>Purchased Services</i>	15,000	15,000	6,428	15,000	-	-
02. Operating Accounts	<b>304,300</b>	<b>304,300</b>	<b>197,087</b>	<b>304,300</b>	-	-
09. Allowances and Assistance	2,365,600	2,291,500	939,028	2,065,600	300,000 <sup>1</sup>	225,900
10. Grants and Subsidies	-	1,300	513	1,300	(1,300) <sup>2</sup>	-
	<b>9,110,500</b>	<b>9,057,600</b>	<b>4,095,219</b>	<b>8,811,800</b>	<b>298,700</b>	<b>245,800</b>
02. Revenue - Provincial	-	-	(18,225)	(35,900)	35,900 <sup>3</sup>	35,900
<b>Total: Members' Resources</b>	<b>9,110,500</b>	<b>9,057,600</b>	<b>4,076,994</b>	<b>8,775,900</b>	<b>334,600</b>	<b>281,700</b>

1. Projected savings as expenditures may be less than anticipated as it is estimated that Members will not avail of maximum allowable funds.

2. Projected overrun due to operational funding required for one Independent Member for the period May 19, 2016 to March 31, 2017.

3. Revenues mainly related to repayment of excess constituency allowance.



**LEGISLATURE (excluding The Office of the Auditor General)**  
**STATEMENT OF REVENUE AND EXPENDITURE**  
**For the Period 1 April 2016 to 30 September 2016**  
**Unaudited**

	Original Estimates	Operating Budget	Expenditures Plus Encumbrances & Revenues	Projected Total Expenditures & Revenue	Projected Savings (Over- runs) from Original Budget	Projected Savings (Over- runs) from Operating Budget
<b>1.1.05. HOUSE OPERATIONS</b>						
01. Salaries	226,700	226,700	104,839	226,700	-	-
Operating Accounts:						
<i>Employee Benefits</i>	5,900	5,900	1,950	5,900	-	-
<i>Transportation and Communications</i>	125,700	125,700	13,355	85,700	40,000 <sup>1</sup>	40,000
<i>Supplies</i>	64,500	64,500	10,809	44,500	20,000 <sup>2</sup>	20,000
<i>Professional Services</i>	3,900	3,900	240	3,900	-	-
<i>Purchased Services</i>	166,900	166,900	136,341	166,900	-	-
<i>Property, Furnishings and Equipment</i>	1,700	1,700	-	1,700	-	-
02. Operating Accounts	<b>368,600</b>	<b>368,600</b>	<b>162,695</b>	<b>308,600</b>	<b>60,000</b>	<b>60,000</b>
10. Grants and Subsidies	11,400	11,400	696	11,400	-	-
	<b>606,700</b>	<b>606,700</b>	<b>268,230</b>	<b>546,700</b>	<b>60,000</b>	<b>60,000</b>
02. Revenue - Provincial	(35,500)	(35,500)	(29,562)	(35,500)	-	-
<b>Total: House Operations</b>	<b>571,200</b>	<b>571,200</b>	<b>238,668</b>	<b>511,200</b>	<b>60,000</b>	<b>60,000</b>

1. Projected savings as travel to conferences are less than anticipated.

2. Projected savings as costs associated with hosting the 54th Canadian Regional Conference of the Commonwealth Parliamentary Association (CPA) were less than anticipated.



**LEGISLATURE (excluding The Office of the Auditor General)**  
**STATEMENT OF REVENUE AND EXPENDITURE**  
**For the Period 1 April 2016 to 30 September 2016**  
**Unaudited**

	Original Estimates	Operating Budget	Expenditures Plus Encumbrances & Revenues	Projected Total Expenditures & Revenue	Projected Savings (Over- runs) from Original Budget		Projected Savings (Over- runs) from Operating Budget
<b>1.1.06. GOVERNMENT MEMBERS CAUCUS</b>							
01. Salaries	617,200	597,300	198,288	597,300	19,900	<sup>1</sup>	-
Operating Accounts:							
<i>Employee Benefits</i>	1,700	1,700	-	1,700	-		-
<i>Transportation and Communications</i>	23,600	23,600	14,008	23,600	-		-
<i>Supplies</i>	13,600	13,600	6,201	13,600	-		-
<i>Purchased Services</i>	10,300	10,300	9,300	10,300	-		-
<i>Property, Furnishings and Equipment</i>	3,200	3,200	210	3,200	-		-
02. Operating Accounts	<b>52,400</b>	<b>52,400</b>	<b>29,719</b>	<b>52,400</b>	-		-
10. Grants and Subsidies	41,800	40,600	20,363	40,600	1,200	<sup>2</sup>	-
<b>Total: Government Members Caucus</b>	<b>711,400</b>	<b>690,300</b>	<b>248,370</b>	<b>690,300</b>	<b>21,100</b>		-

1. Projected savings due to variable funding decrease required to support one Independent Member for the period May 19, 2016 to March 31, 2017.

2. Projected savings due to operational funding decrease required to support one Independent Member for the period May 19, 2016 to March 31, 2017.



**LEGISLATURE (excluding The Office of the Auditor General)**  
**STATEMENT OF REVENUE AND EXPENDITURE**  
**For the Period 1 April 2016 to 30 September 2016**  
**Unaudited**

	Original Estimates	Operating Budget	Expenditures Plus Encumbrances & Revenues	Projected Total Expenditures & Revenue	Projected Savings (Over- runs) from Original Budget	Projected Savings (Over- runs) from Operating Budget
<b>1.1.07. OFFICIAL OPPOSITION CAUCUS</b>						
01. Salaries	981,200	981,200	471,498	981,200	-	-
Operating Accounts:						
<i>Employee Benefits</i>	2,500	2,500	-	2,500	-	-
<i>Transportation and Communications</i>	75,900	75,900	13,383	75,900	-	-
<i>Supplies</i>	19,900	19,900	2,451	19,900	-	-
<i>Purchased Services</i>	18,700	18,700	9,619	18,700	-	-
<i>Property, Furnishings and Equipment</i>	4,700	4,700	-	4,700	-	-
02. Operating Accounts	<b>121,700</b>	<b>121,700</b>	<b>25,453</b>	<b>121,700</b>	-	-
10. Grants and Subsidies	11,200	11,200	5,567	11,200	-	-
<b>Total: Official Opposition Caucus</b>	<b>1,114,100</b>	<b>1,114,100</b>	<b>502,518</b>	<b>1,114,100</b>	-	-



**LEGISLATURE (excluding The Office of the Auditor General)**  
**STATEMENT OF REVENUE AND EXPENDITURE**  
**For the Period 1 April 2016 to 30 September 2016**  
**Unaudited**

	Original Estimates	Operating Budget	Expenditures Plus Encumbrances & Revenues	Projected Total Expenditures & Revenue	Projected Savings (Over- runs) from Original Budget		Projected Savings (Over- runs) from Operating Budget
<b>1.1.08. THIRD PARTY CAUCUS</b>							
01. Salaries	367,300	367,300	184,475	505,500	(138,200)	1	(138,200)
Operating Accounts:							
<i>Employee Benefits</i>	1,000	1,000	-	1,000	-		-
<i>Transportation and Communications</i>	13,600	11,600	6,863	11,600	2,000	2	-
<i>Supplies</i>	7,800	7,800	2,926	7,800	-		-
<i>Purchased Services</i>	5,900	7,900	7,813	7,900	(2,000)	3	-
<i>Property, Furnishings and Equipment</i>	1,900	1,900	-	1,900	-		-
02. Operating Accounts	<b>30,200</b>	<b>30,200</b>	<b>17,602</b>	<b>30,200</b>	-		-
10. Grants and Subsidies	11,200	11,200	5,567	11,200	-		-
<b>Total: Third Party Caucus</b>	<b>408,700</b>	<b>408,700</b>	<b>207,644</b>	<b>546,900</b>	<b>(138,200)</b>		<b>(138,200)</b>
<b>TOTAL HOUSE OF ASSEMBLY</b>	<b>15,806,300</b>	<b>15,732,300</b>	<b>7,364,216</b>	<b>15,545,700</b>	<b>260,600</b>		<b>186,600</b>

1. Projected overrun due to unbudgeted costs of severance payments and paid leave costs.

2. Projected savings as travel expenditures are less than anticipated.

3. Projected overrun as costs for metering and subscriptions are more than anticipated.





**LEGISLATURE (excluding The Office of the Auditor General)**  
**STATEMENT OF REVENUE AND EXPENDITURE**  
**For the Period 1 April 2016 to 30 September 2016**  
**Unaudited**

	Original Estimates	Operating Budget	Expenditures Plus Encumbrances & Revenues	Projected Total Expenditures & Revenue	Projected Savings (Over- runs) from Original Budget	Projected Savings (Over- runs) from Operating Budget
<b>3.1.01. OFFICE OF THE CHIEF ELECTORAL OFFICER</b>						
01. Salaries	909,000	909,000	524,194	1,012,000	(103,000) <sup>1</sup>	(103,000)
Operating Accounts:						
<i>Employee Benefits</i>	4,500	4,500	1,062	4,500	-	-
<i>Transportation and Communications</i>	46,900	46,900	21,166	46,900	-	-
<i>Supplies</i>	9,000	9,000	1,533	9,000	-	-
<i>Professional Services</i>	33,000	33,000	13,537	33,000	-	-
<i>Purchased Services</i>	146,000	146,000	119,864	146,000	-	-
<i>Property, Furnishings and Equipment</i>	7,000	7,000	279	7,000	-	-
02. Operating Accounts	<b>246,400</b>	<b>246,400</b>	<b>157,441</b>	<b>246,400</b>	-	-
10. Grants and Subsidies	500,000	574,000	566,419	574,000	(74,000) <sup>2</sup>	-
	1,655,400	1,729,400	1,248,054	1,832,400	(177,000)	(103,000)
02. Revenue - Provincial	-	-	(187)	(100)	100	100
<b>Total: Office of the Chief Electoral</b>	<b>1,655,400</b>	<b>1,729,400</b>	<b>1,247,867</b>	<b>1,832,300</b>	<b>(176,900)</b>	<b>(102,900)</b>

1. Projected overrun due to unbudgeted costs of severance payments and paid leave costs.

2. Projected overrun as GE 2015 Candidate & Auditor Subsidies were more than anticipated during fiscal 2016-17.



**LEGISLATURE (excluding The Office of the Auditor General)**  
**STATEMENT OF REVENUE AND EXPENDITURE**  
**For the Period 1 April 2016 to 30 September 2016**  
**Unaudited**

	Original Estimates	Operating Budget	Expenditures Plus Encumbrances & Revenues	Projected Total Expenditures & Revenue	Projected Savings (Over- runs) from Original Budget	Projected Savings (Over- runs) from Operating Budget
<b>4.1.01. OFFICE OF THE CITIZENS' REPRESENTATIVE</b>						
01. Salaries	677,000	677,000	331,910	677,000	-	-
Operating Accounts:						
<i>Employee Benefits</i>	8,000	8,000	3,176	8,000	-	-
<i>Transportation and Communications</i>	34,800	34,800	8,195	34,800	-	-
<i>Supplies</i>	9,000	9,000	558	9,000	-	-
<i>Professional Services</i>	12,000	12,000	-	12,000	-	-
<i>Purchased Services</i>	81,400	81,400	60,989	81,400	-	-
<i>Property, Furnishings and Equipment</i>	4,000	4,000	2,167	4,000	-	-
02. Operating Accounts	<b>149,200</b>	<b>149,200</b>	<b>75,085</b>	<b>149,200</b>	-	-
<b>Total: Office of the Citizens' Representative</b>	<b>826,200</b>	<b>826,200</b>	<b>406,995</b>	<b>826,200</b>	-	-



**LEGISLATURE (excluding The Office of the Auditor General)**  
**STATEMENT OF REVENUE AND EXPENDITURE**  
**For the Period 1 April 2016 to 30 September 2016**  
**Unaudited**

	Original Estimates	Operating Budget	Expenditures Plus Encumbrances & Revenues	Projected Total Expenditures & Revenue	Projected Savings (Over- runs) from Original Budget		Projected Savings (Over- runs) from Operating Budget
<b>5.1.01. OFFICE OF THE CHILD AND YOUTH ADVOCATE</b>							
01. Salaries	1,150,100	1,150,100	540,290	1,150,100	-		-
Operating Accounts:							
<i>Employee Benefits</i>	3,500	3,500	-	3,500	-		-
<i>Transportation and Communications</i>	55,400	55,400	19,408	45,400	10,000	1	10,000
<i>Supplies</i>	6,000	6,000	2,773	6,000	-		-
<i>Professional Services</i>	19,000	19,000	2,650	19,000	-		-
<i>Purchased Services</i>	160,900	160,900	137,760	160,900	-		-
<i>Property, Furnishings and Equipment</i>	4,000	4,000	347	2,500	1,500	2	1,500
02. Operating Accounts	<b>248,800</b>	<b>248,800</b>	<b>162,938</b>	<b>237,300</b>	<b>11,500</b>		<b>11,500</b>
<b>Total: Office of the Child and Youth Advocate</b>	<b>1,398,900</b>	<b>1,398,900</b>	<b>703,228</b>	<b>1,387,400</b>	<b>11,500</b>		<b>11,500</b>

1. Projected savings as travel to advocacy clinics and conferences less than anticipated.

2. Projected savings as expenditures for office furniture and equipment are less than anticipated.



**LEGISLATURE (excluding The Office of the Auditor General)**  
**STATEMENT OF REVENUE AND EXPENDITURE**  
**For the Period 1 April 2016 to 30 September 2016**  
**Unaudited**

	Original Estimates	Operating Budget	Expenditures Plus Encumbrances & Revenues	Projected Total Expenditures & Revenue	Projected Savings (Over- runs) from Original Budget	Projected Savings (Over- runs) from Operating Budget
<b>6.1.01. OFFICE OF THE INFORMATION AND PRIVACY COMMISSIONER</b>						
01. Salaries	1,116,800	1,116,800	552,844	1,151,800	(35,000) <sup>1</sup>	(35,000)
Operating Accounts:						
<i>Employee Benefits</i>	6,500	6,500	450	6,500	-	-
<i>Transportation and Communications</i>	24,100	24,100	18,197	24,100	-	-
<i>Supplies</i>	7,700	7,700	2,584	7,700	-	-
<i>Professional Services</i>	50,000	50,000	7,954	50,000	-	-
<i>Purchased Services</i>	131,100	130,200	118,435	130,200	900	-
<i>Property, Furnishings and Equipment</i>	1,000	1,900	1,824	1,900	(900)	-
02. Operating Accounts	<b>220,400</b>	<b>220,400</b>	<b>149,444</b>	<b>220,400</b>	-	-
<b>Total: Office of the Information and Commissioner</b>	<b>1,337,200</b>	<b>1,337,200</b>	<b>702,288</b>	<b>1,372,200</b>	<b>(35,000)</b>	<b>(35,000)</b>
1. Projected overrun due to paid leave and severance costs, partially offset by delayed hiring.						
<b>TOTAL LEGISLATURE (Excluding the Office of the Auditor General)</b>	<b>21,024,000</b>	<b>21,024,000</b>	<b>10,424,594</b>	<b>20,963,800</b>	<b>60,200</b>	<b>60,200</b>



**OFFICE OF THE AUDITOR GENERAL**  
**STATEMENT OF REVENUE AND EXPENDITURE**  
**For the Period 1 April 2016 to 30 September 2016**  
**Unaudited**

	Original Estimates	Operating Budget	Actual Expenditures and Revenue	Projected Total Expenditures and Revenue	Projected Savings (Over- runs) from Original Budget	Projected Savings (Over- runs) from Operating Budget
<b>2.1.01. EXECUTIVE SUPPORT</b>						
01. Salaries	236,800	236,800	182,658	282,700	(45,900) <sup>1</sup>	(45,900)
01. Salaries (Statutory)	178,300	178,300	95,989	185,100	(6,800) <sup>2</sup>	(6,800)
02. Employee Benefits	5,000	5,000	2,838	5,000	-	-
03. Transportation and Communications	15,200	15,200	7,070	15,200	-	-
06. Purchased Services	1,000	1,000	-	1,000	-	-
<b>Total: Executive Support</b>	<b>436,300</b>	<b>436,300</b>	<b>288,555</b>	<b>489,000</b>	<b>(52,700)</b>	<b>(52,700)</b>

<sup>1</sup> DAG - Paid Leave payout - 70 hours; Exec Sec retirement payout (net)

<sup>2</sup> AG - Paid Leave payout - 70 hours



**OFFICE OF THE AUDITOR GENERAL**  
**STATEMENT OF REVENUE AND EXPENDITURE**  
**For the Period 1 April 2016 to 30 September 2016**  
**Unaudited**

	Original Estimates	Operating Budget	Actual Expenditures and Revenue	Projected Total Expenditures and Revenue	Projected Savings (Over- runs) from Original Budget	Projected Savings (Over- runs) from Operating Budget
<b>2.1.02. ADMINISTRATIVE SUPPORT</b>						
01. Salaries	215,100	215,100	112,127	186,500	28,600 <sup>1</sup>	28,600
02. Employee Benefits	8,500	8,500	-	500	8,000 <sup>2</sup>	8,000
03. Transportation and Communications	28,500	28,500	7,549	18,500	10,000 <sup>3</sup>	10,000
04. Supplies	64,400	64,400	18,110	64,400	-	-
06. Purchased Services	265,800	265,800	139,737	245,800	20,000 <sup>4</sup>	20,000
07. Property, Furnishings and Equipment	21,100	21,100	1,457	11,100	10,000 <sup>5</sup>	10,000
<b>Total: Administrative Support</b>	<b>603,400</b>	<b>603,400</b>	<b>278,980</b>	<b>526,800</b>	<b>76,600</b>	<b>76,600</b>



**OFFICE OF THE AUDITOR GENERAL**  
**STATEMENT OF REVENUE AND EXPENDITURE**  
For the Period 1 April 2016 to 30 September 2016  
Unaudited

	Original Estimates	Operating Budget	Actual Expenditures and Revenue	Projected Total Expenditures and Revenue	Projected Savings (Over- runs) from Original Budget	Projected Savings (Over- runs) from Operating Budget
<b>2.1.03. AUDIT OPERATIONS</b>						
01. Salaries	2,604,600	2,604,600	1,250,423	2,463,600	141,000 <sup>1</sup>	141,000
02. Employee Benefits	81,300	81,300	29,207	81,300	-	-
03. Transportation and Communications	68,500	68,500	10,357	53,500	15,000 <sup>2</sup>	15,000
05. Professional Services	99,000	99,000	195,563	301,000	(202,000) <sup>3</sup>	(202,000)
	<b>2,853,400</b>	<b>2,853,400</b>	<b>1,485,550</b>	<b>2,899,400</b>	<b>(46,000)</b>	<b>(46,000)</b>
02. Revenue - Provincial	-	-	-	-	-	-
<b>Total: Audit Operations</b>	<b>2,853,400</b>	<b>2,853,400</b>	<b>1,485,550</b>	<b>2,899,400</b>	<b>(46,000)</b>	<b>(46,000)</b>
<sup>1</sup> Savings from maternity leaves of absence, vacancies.						
<sup>2</sup> Audit travel reduced						
<sup>3</sup> Contract workers required for maternity leaves of absence, legal expertise required for special audits,.						
<b>Total: OFFICE OF THE AUDITOR GENERAL</b>	<b>3,893,100</b>	<b>3,893,100</b>	<b>2,053,085</b>	<b>3,915,200</b>	<b>(22,100)</b>	<b>(22,100)</b>



House of Assembly  
Newfoundland and Labrador  
Member Accountability and Disclosure Report  
**Expenditures Summarized by Category**  
01-Sep-16 to 30-Sep-16

**BALL, DWIGHT, MHA**

Allowance Category	Expenditure Limit for Fiscal Year 2016/17 (Net of HST)	Expenditures Processed 01-Sep-16 to 30-Sep-16 (Net of HST)	Expenditures Year to Date 01-Apr-16 to 30-Sep-16 (Net of HST)	Funds Available (Net of HST)	Percent Expended to Date
<b>Office Allowances</b>					
Office Accommodations	9,888.00	824.00	4,944.00	4,944.00	50.0%
Rental of Short-term Accommodations	--	0.00	0.00	--	--
Office Start-up Costs	--	0.00	0.00	--	--
Office Operations	10,435.00	405.53	1,254.97	9,180.03	12.0%
<b>Total Office Allowances</b>		<b>1,229.53</b>	<b>6,198.97</b>		
<b>Operational Resources</b>					
Operational Resources	--	298.85	1,500.82	--	--
<b>Total Operational Resources</b>		<b>298.85</b>	<b>1,500.82</b>		
<b>Travel &amp; Living Allowances</b>					
House in Session	--	0.00	4,378.96	--	--
House Not in Session	--	0.00	0.00	--	--
Intra & Extra-Constituency Travel	10,957.00	0.00	303.42	10,653.58	2.8%
Helicopter Travel	--	0.00	0.00	--	--
<b>Total Travel &amp; Living Allowances</b>		<b>0.00</b>	<b>4,682.38</b>		
<b>Constituency Allowance</b>					
Constituency Allowance	2,609.00	0.00	0.00	2,609.00	0.0%
<b>Total Constituency Allowance</b>		<b>0.00</b>	<b>0.00</b>		
<b>Total Expenditures</b>		<b>1,528.38</b>	<b>12,382.17</b>		

---- End of Report ----





House of Assembly  
Newfoundland and Labrador  
Member Accountability and Disclosure Report  
**Expenditures Summarized by Category**  
01-Sep-16 to 30-Sep-16

**BENNETT, CATHY, MHA**

Allowance Category	Expenditure Limit for Fiscal Year 2016/17 (Net of HST)	Expenditures Processed 01-Sep-16 to 30-Sep-16 (Net of HST)	Expenditures Year to Date 01-Apr-16 to 30-Sep-16 (Net of HST)	Funds Available (Net of HST)	Percent Expended to Date
<b>Office Allowances</b>					
Office Accommodations	--	0.00	0.00	--	--
Rental of Short-term Accommodations	--	0.00	0.00	--	--
Office Start-up Costs	--	0.00	0.00	--	--
Office Operations	10,435.00	0.00	135.60	10,299.40	1.3%
<b>Total Office Allowances</b>		<b>0.00</b>	<b>135.60</b>		
<b>Operational Resources</b>					
Operational Resources	--	87.40	491.84	--	--
<b>Total Operational Resources</b>		<b>87.40</b>	<b>491.84</b>		
<b>Travel &amp; Living Allowances</b>					
House in Session	--	0.00	0.00	--	--
House Not in Session	--	0.00	0.00	--	--
Intra & Extra-Constituency Travel	5,217.00	0.00	0.00	5,217.00	0.0%
Helicopter Travel	--	0.00	0.00	--	--
<b>Total Travel &amp; Living Allowances</b>		<b>0.00</b>	<b>0.00</b>		
<b>Constituency Allowance</b>					
Constituency Allowance	2,609.00	0.00	0.00	2,609.00	0.0%
<b>Total Constituency Allowance</b>		<b>0.00</b>	<b>0.00</b>		
<b>Total Expenditures</b>					
		<b>87.40</b>	<b>627.44</b>		

---- End of Report ----



House of Assembly  
Newfoundland and Labrador  
Member Accountability and Disclosure Report  
**Expenditures Summarized by Category**  
01-Sep-16 to 30-Sep-16

**Bennett, Derek, MHA**

Allowance Category	Expenditure Limit for Fiscal Year 2016/17 (Net of HST)	Expenditures Processed 01-Sep-16 to 30-Sep-16 (Net of HST)	Expenditures Year to Date 01-Apr-16 to 30-Sep-16 (Net of HST)	Funds Available (Net of HST)	Percent Expended to Date
<b>Office Allowances</b>					
Office Accommodations	12,600.00	0.00	0.00	12,600.00	0.0%
Rental of Short-term Accommodations	--	0.00	0.00	--	--
Office Start-up Costs	580.00	0.00	0.00	580.00	0.0%
Office Operations	10,435.00	782.82	1,784.79	8,650.21	17.1%
<b>Total Office Allowances</b>		<b>782.82</b>	<b>1,784.79</b>		
<b>Operational Resources</b>					
Operational Resources	--	457.34	3,059.00	--	--
<b>Total Operational Resources</b>		<b>457.34</b>	<b>3,059.00</b>		
<b>Travel &amp; Living Allowances</b>					
House in Session	--	0.00	10,642.42	--	--
House Not in Session	--	486.52	967.68	--	--
Intra & Extra-Constituency Travel	8,000.00	1,593.10	2,881.43	5,118.57	36.0%
Helicopter Travel	--	0.00	0.00	--	--
<b>Total Travel &amp; Living Allowances</b>		<b>2,079.62</b>	<b>14,491.53</b>		
<b>Constituency Allowance</b>					
Constituency Allowance	2,609.00	130.28	303.52	2,305.48	11.6%
<b>Total Constituency Allowance</b>		<b>130.28</b>	<b>303.52</b>		
<b>Total Expenditures</b>					
		<b>3,450.06</b>	<b>19,638.84</b>		

---- End of Report ----



House of Assembly  
Newfoundland and Labrador  
Member Accountability and Disclosure Report  
**Expenditures Summarized by Category**  
01-Sep-16 to 30-Sep-16

**Bragg, Derrick, MHA**

Allowance Category	Expenditure Limit for Fiscal Year 2016/17 (Net of HST)	Expenditures Processed 01-Sep-16 to 30-Sep-16 (Net of HST)	Expenditures Year to Date 01-Apr-16 to 30-Sep-16 (Net of HST)	Funds Available (Net of HST)	Percent Expended to Date
<b>Office Allowances</b>					
Office Accommodations	13,590.00	1,140.00	6,390.00	7,200.00	47.0%
Rental of Short-term Accommodations	--	0.00	0.00	--	--
Office Start-up Costs	455.00	0.00	0.00	455.00	0.0%
Office Operations	10,435.00	549.33	576.85	9,858.15	5.5%
<b>Total Office Allowances</b>		<b>1,689.33</b>	<b>6,966.85</b>		
<b>Operational Resources</b>					
Operational Resources	--	622.23	2,614.91	--	--
<b>Total Operational Resources</b>		<b>622.23</b>	<b>2,614.91</b>		
<b>Travel &amp; Living Allowances</b>					
House in Session	--	0.00	7,958.28	--	--
House Not in Session	--	636.35	1,390.19	--	--
Intra & Extra-Constituency Travel	11,043.00	556.16	2,697.57	8,345.43	24.4%
Helicopter Travel	--	0.00	0.00	--	--
<b>Total Travel &amp; Living Allowances</b>		<b>1,192.51</b>	<b>12,046.04</b>		
<b>Constituency Allowance</b>					
Constituency Allowance	2,609.00	0.00	214.26	2,394.74	8.2%
<b>Total Constituency Allowance</b>		<b>0.00</b>	<b>214.26</b>		
<b>Total Expenditures</b>					
		<b>3,504.07</b>	<b>21,842.06</b>		

---- End of Report ----



House of Assembly  
Newfoundland and Labrador  
Member Accountability and Disclosure Report  
**Expenditures Summarized by Category**  
01-Sep-16 to 30-Sep-16

**BRAZIL, DAVID, MHA**

Allowance Category	Expenditure Limit for Fiscal Year 2016/17 (Net of HST)	Expenditures Processed 01-Sep-16 to 30-Sep-16 (Net of HST)	Expenditures Year to Date 01-Apr-16 to 30-Sep-16 (Net of HST)	Funds Available (Net of HST)	Percent Expended to Date
<b>Office Allowances</b>					
Office Accommodations	--	0.00	0.00	--	--
Rental of Short-term Accommodations	--	0.00	0.00	--	--
Office Start-up Costs	--	0.00	0.00	--	--
Office Operations	10,435.00	883.85	3,731.65	6,703.35	35.8%
<b>Total Office Allowances</b>		<b>883.85</b>	<b>3,731.65</b>		
<b>Operational Resources</b>					
Operational Resources	--	201.88	1,054.60	--	--
<b>Total Operational Resources</b>		<b>201.88</b>	<b>1,054.60</b>		
<b>Travel &amp; Living Allowances</b>					
House in Session	--	0.00	0.00	--	--
House Not in Session	--	0.00	0.00	--	--
Intra & Extra-Constituency Travel	6,696.00	0.00	2,393.48	4,302.52	35.7%
Helicopter Travel	--	0.00	0.00	--	--
<b>Total Travel &amp; Living Allowances</b>		<b>0.00</b>	<b>2,393.48</b>		
<b>Constituency Allowance</b>					
Constituency Allowance	2,609.00	0.00	1,195.83	1,413.17	45.8%
<b>Total Constituency Allowance</b>		<b>0.00</b>	<b>1,195.83</b>		
<b>Total Expenditures</b>		<b>1,085.73</b>	<b>8,375.56</b>		

---- End of Report ----



House of Assembly  
Newfoundland and Labrador  
Member Accountability and Disclosure Report  
**Expenditures Summarized by Category**  
01-Sep-16 to 30-Sep-16

**Browne, Mark, MHA**

Allowance Category	Expenditure Limit for Fiscal Year 2016/17 (Net of HST)	Expenditures Processed 01-Sep-16 to 30-Sep-16 (Net of HST)	Expenditures Year to Date 01-Apr-16 to 30-Sep-16 (Net of HST)	Funds Available (Net of HST)	Percent Expended to Date
<b>Office Allowances</b>					
Office Accommodations	11,431.00	1,333.33	3,430.11	8,000.89	30.0%
Rental of Short-term Accommodations	--	0.00	0.00	--	--
Office Start-up Costs	67.00	0.00	0.00	67.00	0.0%
Office Operations	10,435.00	163.01	369.91	10,065.09	3.5%
<b>Total Office Allowances</b>		<b>1,496.34</b>	<b>3,800.02</b>		
<b>Operational Resources</b>					
Operational Resources	--	2,465.66	4,349.98	--	--
<b>Total Operational Resources</b>		<b>2,465.66</b>	<b>4,349.98</b>		
<b>Travel &amp; Living Allowances</b>					
House in Session	--	0.00	6,028.26	--	--
House Not in Session	--	0.00	1,530.88	--	--
Intra & Extra-Constituency Travel	12,000.00	60.60	3,388.84	8,611.16	28.2%
Helicopter Travel	--	0.00	0.00	--	--
<b>Total Travel &amp; Living Allowances</b>		<b>60.60</b>	<b>10,947.98</b>		
<b>Constituency Allowance</b>					
Constituency Allowance	2,609.00	148.67	440.24	2,168.76	16.9%
<b>Total Constituency Allowance</b>		<b>148.67</b>	<b>440.24</b>		
<b>Total Expenditures</b>					
		<b>4,171.27</b>	<b>19,538.22</b>		

---- End of Report ----



House of Assembly  
Newfoundland and Labrador  
Member Accountability and Disclosure Report  
**Expenditures Summarized by Category**  
01-Sep-16 to 30-Sep-16

Byrne, Gerry, MHA

Allowance Category	Expenditure Limit for Fiscal Year 2016/17 (Net of HST)	Expenditures Processed 01-Sep-16 to 30-Sep-16 (Net of HST)	Expenditures Year to Date 01-Apr-16 to 30-Sep-16 (Net of HST)	Funds Available (Net of HST)	Percent Expended to Date
<b>Office Allowances</b>					
Office Accommodations	--	0.00	0.00	--	--
Rental of Short-term Accommodations	--	0.00	0.00	--	--
Office Start-up Costs	300.00	0.00	0.00	300.00	0.0%
Office Operations	10,435.00	154.46	856.60	9,578.40	8.2%
<b>Total Office Allowances</b>		<b>154.46</b>	<b>856.60</b>		
<b>Operational Resources</b>					
Operational Resources	--	293.13	1,782.40	--	--
<b>Total Operational Resources</b>		<b>293.13</b>	<b>1,782.40</b>		
<b>Travel &amp; Living Allowances</b>					
House in Session	--	0.00	13,161.24	--	--
House Not in Session	--	0.00	0.00	--	--
Intra & Extra-Constituency Travel	5,217.00	0.00	0.00	5,217.00	0.0%
Helicopter Travel	--	0.00	0.00	--	--
<b>Total Travel &amp; Living Allowances</b>		<b>0.00</b>	<b>13,161.24</b>		
<b>Constituency Allowance</b>					
Constituency Allowance	2,609.00	0.00	112.32	2,496.68	4.3%
<b>Total Constituency Allowance</b>		<b>0.00</b>	<b>112.32</b>		
<b>Total Expenditures</b>					
		<b>447.59</b>	<b>15,912.56</b>		

---- End of Report ----



House of Assembly  
Newfoundland and Labrador  
Member Accountability and Disclosure Report  
**Expenditures Summarized by Category**  
01-Sep-16 to 30-Sep-16

Coady, Siobhan, MHA

Allowance Category	Expenditure Limit for Fiscal Year 2016/17 (Net of HST)	Expenditures Processed 01-Sep-16 to 30-Sep-16 (Net of HST)	Expenditures Year to Date 01-Apr-16 to 30-Sep-16 (Net of HST)	Funds Available (Net of HST)	Percent Expended to Date
<b>Office Allowances</b>					
Office Accommodations	--	0.00	0.00	--	--
Rental of Short-term Accommodations	--	0.00	0.00	--	--
Office Start-up Costs	691.00	0.00	0.00	691.00	0.0%
Office Operations	10,435.00	0.00	0.00	10,435.00	0.0%
<b>Total Office Allowances</b>		<b>0.00</b>	<b>0.00</b>		
<b>Operational Resources</b>					
Operational Resources	--	104.53	620.23	--	--
<b>Total Operational Resources</b>		<b>104.53</b>	<b>620.23</b>		
<b>Travel &amp; Living Allowances</b>					
House in Session	--	0.00	0.00	--	--
House Not in Session	--	0.00	0.00	--	--
Intra & Extra-Constituency Travel	5,217.00	0.00	0.00	5,217.00	0.0%
Helicopter Travel	--	0.00	0.00	--	--
<b>Total Travel &amp; Living Allowances</b>		<b>0.00</b>	<b>0.00</b>		
<b>Constituency Allowance</b>					
Constituency Allowance	2,609.00	0.00	309.26	2,299.74	11.9%
<b>Total Constituency Allowance</b>		<b>0.00</b>	<b>309.26</b>		
<b>Total Expenditures</b>		<b>104.53</b>	<b>929.49</b>		

---- End of Report ----



House of Assembly  
Newfoundland and Labrador  
Member Accountability and Disclosure Report  
**Expenditures Summarized by Category**  
01-Sep-16 to 30-Sep-16

**CROCKER, STEVE, MHA**

Allowance Category	Expenditure Limit for Fiscal Year 2016/17 (Net of HST)	Expenditures Processed 01-Sep-16 to 30-Sep-16 (Net of HST)	Expenditures Year to Date 01-Apr-16 to 30-Sep-16 (Net of HST)	Funds Available (Net of HST)	Percent Expended to Date
<b>Office Allowances</b>					
Office Accommodations	14,904.00	2,683.61	7,450.02	7,453.98	50.0%
Rental of Short-term Accommodations	--	0.00	0.00	--	--
Office Start-up Costs	--	0.00	0.00	--	--
Office Operations	10,435.00	8.61	1,069.38	9,365.62	10.2%
<b>Total Office Allowances</b>		<b>2,692.22</b>	<b>8,519.40</b>		
<b>Operational Resources</b>					
Operational Resources	--	632.00	3,607.46	--	--
<b>Total Operational Resources</b>		<b>632.00</b>	<b>3,607.46</b>		
<b>Travel &amp; Living Allowances</b>					
House in Session	--	0.00	4,904.93	--	--
House Not in Session	--	137.61	183.79	--	--
Intra & Extra-Constituency Travel	7,478.00	327.81	694.25	6,783.75	9.3%
Helicopter Travel	--	0.00	0.00	--	--
<b>Total Travel &amp; Living Allowances</b>		<b>465.42</b>	<b>5,782.97</b>		
<b>Constituency Allowance</b>					
Constituency Allowance	2,609.00	433.74	718.42	1,890.58	27.5%
<b>Total Constituency Allowance</b>		<b>433.74</b>	<b>718.42</b>		
<b>Total Expenditures</b>					
		<b>4,223.38</b>	<b>18,628.25</b>		

---- End of Report ----





House of Assembly  
Newfoundland and Labrador  
Member Accountability and Disclosure Report  
**Expenditures Summarized by Category**  
01-Sep-16 to 30-Sep-16

Davis, Bernard, MHA

Allowance Category	Expenditure Limit for Fiscal Year 2016/17 (Net of HST)	Expenditures Processed 01-Sep-16 to 30-Sep-16 (Net of HST)	Expenditures Year to Date 01-Apr-16 to 30-Sep-16 (Net of HST)	Funds Available (Net of HST)	Percent Expended to Date
<b>Office Allowances</b>					
Office Accommodations	--	0.00	0.00	--	--
Rental of Short-term Accommodations	--	0.00	0.00	--	--
Office Start-up Costs	278.00	0.00	0.00	278.00	0.0%
Office Operations	10,435.00	1,075.00	1,150.00	9,285.00	11.0%
<b>Total Office Allowances</b>		<b>1,075.00</b>	<b>1,150.00</b>		
<b>Operational Resources</b>					
Operational Resources	--	1,009.80	1,465.99	--	--
<b>Total Operational Resources</b>		<b>1,009.80</b>	<b>1,465.99</b>		
<b>Travel &amp; Living Allowances</b>					
House in Session	--	0.00	0.00	--	--
House Not in Session	--	0.00	0.00	--	--
Intra & Extra-Constituency Travel	5,217.00	17.17	179.75	5,037.25	3.4%
Helicopter Travel	--	0.00	0.00	--	--
<b>Total Travel &amp; Living Allowances</b>		<b>17.17</b>	<b>179.75</b>		
<b>Constituency Allowance</b>					
Constituency Allowance	2,609.00	0.00	455.25	2,153.75	17.4%
<b>Total Constituency Allowance</b>		<b>0.00</b>	<b>455.25</b>		
<b>Total Expenditures</b>		<b>2,101.97</b>	<b>3,250.99</b>		

---- End of Report ----



House of Assembly  
Newfoundland and Labrador  
Member Accountability and Disclosure Report  
**Expenditures Summarized by Category**  
01-Sep-16 to 30-Sep-16

DAVIS, PAUL, MHA

Allowance Category	Expenditure Limit for Fiscal Year 2016/17 (Net of HST)	Expenditures Processed 01-Sep-16 to 30-Sep-16 (Net of HST)	Expenditures Year to Date 01-Apr-16 to 30-Sep-16 (Net of HST)	Funds Available (Net of HST)	Percent Expended to Date
<b>Office Allowances</b>					
Office Accommodations	--	0.00	0.00	--	--
Rental of Short-term Accommodations	--	0.00	0.00	--	--
Office Start-up Costs	--	0.00	0.00	--	--
Office Operations	10,435.00	700.95	1,487.05	8,947.95	14.3%
<b>Total Office Allowances</b>		<b>700.95</b>	<b>1,487.05</b>		
<b>Operational Resources</b>					
Operational Resources	--	188.41	866.23	--	--
<b>Total Operational Resources</b>		<b>188.41</b>	<b>866.23</b>		
<b>Travel &amp; Living Allowances</b>					
House in Session	--	0.00	0.00	--	--
House Not in Session	--	0.00	0.00	--	--
Intra & Extra-Constituency Travel	5,217.00	0.00	0.00	5,217.00	0.0%
Helicopter Travel	--	0.00	0.00	--	--
<b>Total Travel &amp; Living Allowances</b>		<b>0.00</b>	<b>0.00</b>		
<b>Constituency Allowance</b>					
Constituency Allowance	2,609.00	57.74	57.74	2,551.26	2.2%
<b>Total Constituency Allowance</b>		<b>57.74</b>	<b>57.74</b>		
<b>Total Expenditures</b>					
		<b>947.10</b>	<b>2,411.02</b>		

---- End of Report ----



House of Assembly  
Newfoundland and Labrador  
Member Accountability and Disclosure Report  
**Expenditures Summarized by Category**  
01-Sep-16 to 30-Sep-16

Dean, Jerry, MHA

Allowance Category	Expenditure Limit for Fiscal Year 2016/17 (Net of HST)	Expenditures Processed 01-Sep-16 to 30-Sep-16 (Net of HST)	Expenditures Year to Date 01-Apr-16 to 30-Sep-16 (Net of HST)	Funds Available (Net of HST)	Percent Expended to Date
<b>Office Allowances</b>					
Office Accommodations	19,200.00	1,600.00	9,600.00	9,600.00	50.0%
Rental of Short-term Accommodations	--	0.00	0.00	--	--
Office Start-up Costs	412.00	0.00	0.00	412.00	0.0%
Office Operations	10,435.00	0.00	1,086.76	9,348.24	10.4%
<b>Total Office Allowances</b>		<b>1,600.00</b>	<b>10,686.76</b>		
<b>Operational Resources</b>					
Operational Resources	--	650.59	3,172.16	--	--
<b>Total Operational Resources</b>		<b>650.59</b>	<b>3,172.16</b>		
<b>Travel &amp; Living Allowances</b>					
House in Session	--	0.00	9,655.93	--	--
House Not in Session	--	0.00	0.00	--	--
Intra & Extra-Constituency Travel	9,391.00	0.00	755.06	8,635.94	8.0%
Helicopter Travel	--	0.00	0.00	--	--
<b>Total Travel &amp; Living Allowances</b>		<b>0.00</b>	<b>10,410.99</b>		
<b>Constituency Allowance</b>					
Constituency Allowance	2,609.00	0.00	140.31	2,468.69	5.4%
<b>Total Constituency Allowance</b>		<b>0.00</b>	<b>140.31</b>		
<b>Total Expenditures</b>					
		<b>2,250.59</b>	<b>24,410.22</b>		

---- End of Report ----



House of Assembly  
Newfoundland and Labrador  
Member Accountability and Disclosure Report  
**Expenditures Summarized by Category**  
01-Sep-16 to 30-Sep-16

**DEMPSTER, LISA, MHA**

Allowance Category	Expenditure Limit for Fiscal Year 2016/17 (Net of HST)	Expenditures Processed 01-Sep-16 to 30-Sep-16 (Net of HST)	Expenditures Year to Date 01-Apr-16 to 30-Sep-16 (Net of HST)	Funds Available (Net of HST)	Percent Expended to Date
<b>Office Allowances</b>					
Office Accommodations	13,860.00	1,155.00	6,930.00	6,930.00	50.0%
Rental of Short-term Accommodations	--	0.00	0.00	--	--
Office Start-up Costs	--	0.00	0.00	--	--
Office Operations	10,435.00	484.51	1,849.42	8,585.58	17.7%
<b>Total Office Allowances</b>		<b>1,639.51</b>	<b>8,779.42</b>		
<b>Operational Resources</b>					
Operational Resources	--	702.99	3,744.22	--	--
<b>Total Operational Resources</b>		<b>702.99</b>	<b>3,744.22</b>		
<b>Travel &amp; Living Allowances</b>					
House in Session	--	1,648.36	13,629.58	--	--
House Not in Session	--	3,010.17	5,724.38	--	--
Intra & Extra-Constituency Travel	22,261.00	6,540.67	8,368.33	13,892.67	37.6%
Helicopter Travel	18,261.00	0.00	0.00	18,261.00	0.0%
<b>Total Travel &amp; Living Allowances</b>		<b>11,199.20</b>	<b>27,722.29</b>		
<b>Constituency Allowance</b>					
Constituency Allowance	2,609.00	1,426.35	1,426.35	1,182.65	54.7%
<b>Total Constituency Allowance</b>		<b>1,426.35</b>	<b>1,426.35</b>		
<b>Total Expenditures</b>					
		<b>14,968.05</b>	<b>41,672.28</b>		

---- End of Report ----



House of Assembly  
Newfoundland and Labrador  
Member Accountability and Disclosure Report  
**Expenditures Summarized by Category**  
01-Sep-16 to 30-Sep-16

**EDMUNDS, RANDY, MHA**

Allowance Category	Expenditure Limit for Fiscal Year 2016/17 (Net of HST)	Expenditures Processed 01-Sep-16 to 30-Sep-16 (Net of HST)	Expenditures Year to Date 01-Apr-16 to 30-Sep-16 (Net of HST)	Funds Available (Net of HST)	Percent Expended to Date
<b>Office Allowances</b>					
Office Accommodations	--	0.00	0.00	--	--
Rental of Short-term Accommodations	--	0.00	0.00	--	--
Office Start-up Costs	--	0.00	0.00	--	--
Office Operations	10,435.00	80.00	346.69	10,088.31	3.3%
<b>Total Office Allowances</b>		<b>80.00</b>	<b>346.69</b>		
<b>Operational Resources</b>					
Operational Resources	--	375.67	1,617.77	--	--
<b>Total Operational Resources</b>		<b>375.67</b>	<b>1,617.77</b>		
<b>Travel &amp; Living Allowances</b>					
House in Session	--	0.00	16,866.41	--	--
House Not in Session	--	1,555.87	1,564.80	--	--
Intra & Extra-Constituency Travel	18,000.00	52.63	5,102.32	12,897.68	28.3%
Helicopter Travel	9,130.00	0.00	0.00	9,130.00	0.0%
<b>Total Travel &amp; Living Allowances</b>		<b>1,608.50</b>	<b>23,533.53</b>		
<b>Constituency Allowance</b>					
Constituency Allowance	2,609.00	0.00	252.23	2,356.77	9.7%
<b>Total Constituency Allowance</b>		<b>0.00</b>	<b>252.23</b>		
<b>Total Expenditures</b>					
		<b>2,064.17</b>	<b>25,750.22</b>		

---- End of Report ----



House of Assembly  
Newfoundland and Labrador  
Member Accountability and Disclosure Report  
**Expenditures Summarized by Category**  
01-Sep-16 to 30-Sep-16

Finn, John, MHA

Allowance Category	Expenditure Limit for Fiscal Year 2016/17 (Net of HST)	Expenditures Processed 01-Sep-16 to 30-Sep-16 (Net of HST)	Expenditures Year to Date 01-Apr-16 to 30-Sep-16 (Net of HST)	Funds Available (Net of HST)	Percent Expended to Date
<b>Office Allowances</b>					
Office Accommodations	8,964.00	746.90	4,481.40	4,482.60	50.0%
Rental of Short-term Accommodations	--	0.00	0.00	--	--
Office Start-up Costs	152.00	0.00	0.00	152.00	0.0%
Office Operations	10,435.00	749.41	1,738.80	8,696.20	16.7%
<b>Total Office Allowances</b>		<b>1,496.31</b>	<b>6,220.20</b>		
<b>Operational Resources</b>					
Operational Resources	--	478.93	2,523.81	--	--
<b>Total Operational Resources</b>		<b>478.93</b>	<b>2,523.81</b>		
<b>Travel &amp; Living Allowances</b>					
House in Session	--	0.00	15,531.15	--	--
House Not in Session	--	0.00	1,813.41	--	--
Intra & Extra-Constituency Travel	5,913.00	0.00	0.00	5,913.00	0.0%
Helicopter Travel	--	0.00	0.00	--	--
<b>Total Travel &amp; Living Allowances</b>		<b>0.00</b>	<b>17,344.56</b>		
<b>Constituency Allowance</b>					
Constituency Allowance	2,609.00	50.00	50.00	2,559.00	1.9%
<b>Total Constituency Allowance</b>		<b>50.00</b>	<b>50.00</b>		
<b>Total Expenditures</b>					
		<b>2,025.24</b>	<b>26,138.57</b>		

---- End of Report ----



House of Assembly  
Newfoundland and Labrador  
Member Accountability and Disclosure Report  
**Expenditures Summarized by Category**  
01-Sep-16 to 30-Sep-16

Gambin - Walsh, Sherry, MHA

Allowance Category	Expenditure Limit for Fiscal Year 2016/17 (Net of HST)	Expenditures Processed 01-Sep-16 to 30-Sep-16 (Net of HST)	Expenditures Year to Date 01-Apr-16 to 30-Sep-16 (Net of HST)	Funds Available (Net of HST)	Percent Expended to Date
<b>Office Allowances</b>					
Office Accommodations	12,696.00	1,058.00	6,348.00	6,348.00	50.0%
Rental of Short-term Accommodations	--	0.00	0.00	--	--
Office Start-up Costs	134.00	0.00	42.32	91.68	31.6%
Office Operations	10,435.00	434.87	1,265.70	9,169.30	12.1%
<b>Total Office Allowances</b>		<b>1,492.87</b>	<b>7,656.02</b>		
<b>Operational Resources</b>					
Operational Resources	--	697.38	3,541.53	--	--
<b>Total Operational Resources</b>		<b>697.38</b>	<b>3,541.53</b>		
<b>Travel &amp; Living Allowances</b>					
House in Session	--	574.27	7,782.59	--	--
House Not in Session	--	0.00	0.00	--	--
Intra & Extra-Constituency Travel	10,000.00	0.00	1,767.27	8,232.73	17.7%
Helicopter Travel	--	0.00	0.00	--	--
<b>Total Travel &amp; Living Allowances</b>		<b>574.27</b>	<b>9,549.86</b>		
<b>Constituency Allowance</b>					
Constituency Allowance	2,609.00	0.00	150.00	2,459.00	5.7%
<b>Total Constituency Allowance</b>		<b>0.00</b>	<b>150.00</b>		
<b>Total Expenditures</b>		<b>2,764.52</b>	<b>20,897.41</b>		

---- End of Report ----



House of Assembly  
Newfoundland and Labrador  
Member Accountability and Disclosure Report  
**Expenditures Summarized by Category**  
01-Sep-16 to 30-Sep-16

Haggie, John, MHA

Allowance Category	Expenditure Limit for Fiscal Year 2016/17 (Net of HST)	Expenditures Processed 01-Sep-16 to 30-Sep-16 (Net of HST)	Expenditures Year to Date 01-Apr-16 to 30-Sep-16 (Net of HST)	Funds Available (Net of HST)	Percent Expended to Date
<b>Office Allowances</b>					
Office Accommodations	--	0.00	0.00	--	--
Rental of Short-term Accommodations	--	0.00	0.00	--	--
Office Start-up Costs	657.00	0.00	656.25	0.75	99.9%
Office Operations	10,435.00	200.00	2,166.87	8,268.13	20.8%
<b>Total Office Allowances</b>		<b>200.00</b>	<b>2,823.12</b>		
<b>Operational Resources</b>					
Operational Resources	--	218.30	1,449.87	--	--
<b>Total Operational Resources</b>		<b>218.30</b>	<b>1,449.87</b>		
<b>Travel &amp; Living Allowances</b>					
House in Session	--	0.00	7,876.28	--	--
House Not in Session	--	0.00	0.00	--	--
Intra & Extra-Constituency Travel	6,696.00	86.04	223.80	6,472.20	3.3%
Helicopter Travel	--	0.00	0.00	--	--
<b>Total Travel &amp; Living Allowances</b>		<b>86.04</b>	<b>8,100.08</b>		
<b>Constituency Allowance</b>					
Constituency Allowance	2,609.00	75.00	602.92	2,006.08	23.1%
<b>Total Constituency Allowance</b>		<b>75.00</b>	<b>602.92</b>		
<b>Total Expenditures</b>					
		<b>579.34</b>	<b>12,975.99</b>		

---- End of Report ----





House of Assembly  
Newfoundland and Labrador  
Member Accountability and Disclosure Report  
**Expenditures Summarized by Category**  
01-Sep-16 to 30-Sep-16

Haley, Carol Anne, MHA

Allowance Category	Expenditure Limit for Fiscal Year 2016/17 (Net of HST)	Expenditures Processed 01-Sep-16 to 30-Sep-16 (Net of HST)	Expenditures Year to Date 01-Apr-16 to 30-Sep-16 (Net of HST)	Funds Available (Net of HST)	Percent Expended to Date
<b>Office Allowances</b>					
Office Accommodations	14,323.00	1,295.36	6,550.32	7,772.68	45.7%
Rental of Short-term Accommodations	--	0.00	0.00	--	--
Office Start-up Costs	676.00	0.00	0.00	676.00	0.0%
Office Operations	10,435.00	0.00	693.56	9,741.44	6.6%
<b>Total Office Allowances</b>		<b>1,295.36</b>	<b>7,243.88</b>		
<b>Operational Resources</b>					
Operational Resources	--	690.89	2,533.49	--	--
<b>Total Operational Resources</b>		<b>690.89</b>	<b>2,533.49</b>		
<b>Travel &amp; Living Allowances</b>					
House in Session	--	0.00	9,031.12	--	--
House Not in Session	--	1,798.63	2,606.42	--	--
Intra & Extra-Constituency Travel	11,043.00	0.00	0.00	11,043.00	0.0%
Helicopter Travel	--	0.00	0.00	--	--
<b>Total Travel &amp; Living Allowances</b>		<b>1,798.63</b>	<b>11,637.54</b>		
<b>Constituency Allowance</b>					
Constituency Allowance	2,609.00	0.00	0.00	2,609.00	0.0%
<b>Total Constituency Allowance</b>		<b>0.00</b>	<b>0.00</b>		
<b>Total Expenditures</b>					
		<b>3,784.88</b>	<b>21,414.91</b>		

---- End of Report ----



House of Assembly  
Newfoundland and Labrador  
Member Accountability and Disclosure Report  
**Expenditures Summarized by Category**  
01-Sep-16 to 30-Sep-16

Hawkins, Allan, MHA

Allowance Category	Expenditure Limit for Fiscal Year 2016/17 (Net of HST)	Expenditures Processed 01-Sep-16 to 30-Sep-16 (Net of HST)	Expenditures Year to Date 01-Apr-16 to 30-Sep-16 (Net of HST)	Funds Available (Net of HST)	Percent Expended to Date
<b>Office Allowances</b>					
Office Accommodations	--	0.00	0.00	--	--
Rental of Short-term Accommodations	--	0.00	0.00	--	--
Office Start-up Costs	870.00	0.00	0.00	870.00	0.0%
Office Operations	10,435.00	201.71	869.23	9,565.77	8.3%
<b>Total Office Allowances</b>		<b>201.71</b>	<b>869.23</b>		
<b>Operational Resources</b>					
Operational Resources	--	454.47	1,383.04	--	--
<b>Total Operational Resources</b>		<b>454.47</b>	<b>1,383.04</b>		
<b>Travel &amp; Living Allowances</b>					
House in Session	--	0.00	3,642.16	--	--
House Not in Session	--	0.00	0.00	--	--
Intra & Extra-Constituency Travel	7,913.00	0.00	1,203.35	6,709.65	15.2%
Helicopter Travel	--	0.00	0.00	--	--
<b>Total Travel &amp; Living Allowances</b>		<b>0.00</b>	<b>4,845.51</b>		
<b>Constituency Allowance</b>					
Constituency Allowance	2,609.00	70.00	390.17	2,218.83	15.0%
<b>Total Constituency Allowance</b>		<b>70.00</b>	<b>390.17</b>		
<b>Total Expenditures</b>					
		<b>726.18</b>	<b>7,487.95</b>		

---- End of Report ----



House of Assembly  
Newfoundland and Labrador  
Member Accountability and Disclosure Report  
**Expenditures Summarized by Category**  
01-Sep-16 to 30-Sep-16

Holloway, Colin, MHA

Allowance Category	Expenditure Limit for Fiscal Year 2016/17 (Net of HST)	Expenditures Processed 01-Sep-16 to 30-Sep-16 (Net of HST)	Expenditures Year to Date 01-Apr-16 to 30-Sep-16 (Net of HST)	Funds Available (Net of HST)	Percent Expended to Date
<b>Office Allowances</b>					
Office Accommodations	18,084.00	1,506.67	9,040.02	9,043.98	50.0%
Rental of Short-term Accommodations	--	0.00	0.00	--	--
Office Start-up Costs	465.00	46.34	81.29	383.71	17.5%
Office Operations	10,435.00	984.05	2,131.63	8,303.37	20.4%
<b>Total Office Allowances</b>		<b>2,537.06</b>	<b>11,252.94</b>		
<b>Operational Resources</b>					
Operational Resources	--	1,800.50	5,710.01	--	--
<b>Total Operational Resources</b>		<b>1,800.50</b>	<b>5,710.01</b>		
<b>Travel &amp; Living Allowances</b>					
House in Session	--	0.00	4,018.25	--	--
House Not in Session	--	306.92	653.08	--	--
Intra & Extra-Constituency Travel	11,043.00	1,320.44	3,297.39	7,745.61	29.9%
Helicopter Travel	--	0.00	0.00	--	--
<b>Total Travel &amp; Living Allowances</b>		<b>1,627.36</b>	<b>7,968.72</b>		
<b>Constituency Allowance</b>					
Constituency Allowance	2,609.00	235.06	381.75	2,227.25	14.6%
<b>Total Constituency Allowance</b>		<b>235.06</b>	<b>381.75</b>		
<b>Total Expenditures</b>					
		<b>6,199.98</b>	<b>25,313.42</b>		

---- End of Report ----



House of Assembly  
Newfoundland and Labrador  
Member Accountability and Disclosure Report  
**Expenditures Summarized by Category**  
01-Sep-16 to 30-Sep-16

HUTCHINGS, KEITH, MHA

Allowance Category	Expenditure Limit for Fiscal Year 2016/17 (Net of HST)	Expenditures Processed 01-Sep-16 to 30-Sep-16 (Net of HST)	Expenditures Year to Date 01-Apr-16 to 30-Sep-16 (Net of HST)	Funds Available (Net of HST)	Percent Expended to Date
<b>Office Allowances</b>					
Office Accommodations	--	0.00	0.00	--	--
Rental of Short-term Accommodations	--	0.00	0.00	--	--
Office Start-up Costs	--	0.00	0.00	--	--
Office Operations	10,435.00	70.88	441.41	9,993.59	4.2%
<b>Total Office Allowances</b>		<b>70.88</b>	<b>441.41</b>		
<b>Operational Resources</b>					
Operational Resources	--	174.69	1,160.45	--	--
<b>Total Operational Resources</b>		<b>174.69</b>	<b>1,160.45</b>		
<b>Travel &amp; Living Allowances</b>					
House in Session	--	0.00	230.13	--	--
House Not in Session	--	0.00	768.71	--	--
Intra & Extra-Constituency Travel	8,783.00	436.08	1,929.54	6,853.46	22.0%
Helicopter Travel	--	0.00	0.00	--	--
<b>Total Travel &amp; Living Allowances</b>		<b>436.08</b>	<b>2,928.38</b>		
<b>Constituency Allowance</b>					
Constituency Allowance	2,609.00	30.26	547.27	2,061.73	21.0%
<b>Total Constituency Allowance</b>		<b>30.26</b>	<b>547.27</b>		
<b>Total Expenditures</b>					
		<b>711.91</b>	<b>5,077.51</b>		

---- End of Report ----



House of Assembly  
Newfoundland and Labrador  
Member Accountability and Disclosure Report  
**Expenditures Summarized by Category**  
01-Sep-16 to 30-Sep-16

JOYCE, EDDIE, MHA

Allowance Category	Expenditure Limit for Fiscal Year 2016/17 (Net of HST)	Expenditures Processed 01-Sep-16 to 30-Sep-16 (Net of HST)	Expenditures Year to Date 01-Apr-16 to 30-Sep-16 (Net of HST)	Funds Available (Net of HST)	Percent Expended to Date
<b>Office Allowances</b>					
Office Accommodations	--	0.00	0.00	--	--
Rental of Short-term Accommodations	--	0.00	0.00	--	--
Office Start-up Costs	--	0.00	0.00	--	--
Office Operations	10,435.00	302.62	2,543.59	7,891.41	24.4%
<b>Total Office Allowances</b>		<b>302.62</b>	<b>2,543.59</b>		
<b>Operational Resources</b>					
Operational Resources	--	496.85	1,644.57	--	--
<b>Total Operational Resources</b>		<b>496.85</b>	<b>1,644.57</b>		
<b>Travel &amp; Living Allowances</b>					
House in Session	--	0.00	15,991.92	--	--
House Not in Session	--	0.00	22.32	--	--
Intra & Extra-Constituency Travel	10,870.00	686.54	3,527.06	7,342.94	32.4%
Helicopter Travel	--	0.00	0.00	--	--
<b>Total Travel &amp; Living Allowances</b>		<b>686.54</b>	<b>19,541.30</b>		
<b>Constituency Allowance</b>					
Constituency Allowance	2,609.00	136.82	1,196.29	1,412.71	45.9%
<b>Total Constituency Allowance</b>		<b>136.82</b>	<b>1,196.29</b>		
<b>Total Expenditures</b>					
		<b>1,622.83</b>	<b>24,925.75</b>		

---- End of Report ----



House of Assembly  
Newfoundland and Labrador  
Member Accountability and Disclosure Report  
**Expenditures Summarized by Category**  
01-Sep-16 to 30-Sep-16

KENT, STEVE, MHA

Allowance Category	Expenditure Limit for Fiscal Year 2016/17 (Net of HST)	Expenditures Processed 01-Sep-16 to 30-Sep-16 (Net of HST)	Expenditures Year to Date 01-Apr-16 to 30-Sep-16 (Net of HST)	Funds Available (Net of HST)	Percent Expended to Date
<b>Office Allowances</b>					
Office Accommodations	--	0.00	0.00	--	--
Rental of Short-term Accommodations	--	0.00	0.00	--	--
Office Start-up Costs	--	0.00	0.00	--	--
Office Operations	10,435.00	95.24	1,190.66	9,244.34	11.4%
<b>Total Office Allowances</b>		<b>95.24</b>	<b>1,190.66</b>		
<b>Operational Resources</b>					
Operational Resources	--	1,423.18	2,504.45	--	--
<b>Total Operational Resources</b>		<b>1,423.18</b>	<b>2,504.45</b>		
<b>Travel &amp; Living Allowances</b>					
House in Session	--	0.00	0.00	--	--
House Not in Session	--	0.00	0.00	--	--
Intra & Extra-Constituency Travel	5,217.00	0.00	0.00	5,217.00	0.0%
Helicopter Travel	--	0.00	0.00	--	--
<b>Total Travel &amp; Living Allowances</b>		<b>0.00</b>	<b>0.00</b>		
<b>Constituency Allowance</b>					
Constituency Allowance	2,609.00	0.00	60.00	2,549.00	2.3%
<b>Total Constituency Allowance</b>		<b>0.00</b>	<b>60.00</b>		
<b>Total Expenditures</b>		<b>1,518.42</b>	<b>3,755.11</b>		

---- End of Report ----



House of Assembly  
Newfoundland and Labrador  
Member Accountability and Disclosure Report  
**Expenditures Summarized by Category**  
01-Sep-16 to 30-Sep-16

King, Neil, MHA

Allowance Category	Expenditure Limit for Fiscal Year 2016/17 (Net of HST)	Expenditures Processed 01-Sep-16 to 30-Sep-16 (Net of HST)	Expenditures Year to Date 01-Apr-16 to 30-Sep-16 (Net of HST)	Funds Available (Net of HST)	Percent Expended to Date
<b>Office Allowances</b>					
Office Accommodations	17,820.00	1,485.00	8,910.00	8,910.00	50.0%
Rental of Short-term Accommodations	--	0.00	0.00	--	--
Office Start-up Costs	653.00	0.00	0.00	653.00	0.0%
Office Operations	10,435.00	0.00	592.11	9,842.89	5.7%
<b>Total Office Allowances</b>		<b>1,485.00</b>	<b>9,502.11</b>		
<b>Operational Resources</b>					
Operational Resources	--	269.76	2,301.10	--	--
<b>Total Operational Resources</b>		<b>269.76</b>	<b>2,301.10</b>		
<b>Travel &amp; Living Allowances</b>					
House in Session	--	0.00	10,147.56	--	--
House Not in Session	--	0.00	418.37	--	--
Intra & Extra-Constituency Travel	9,739.00	0.00	1,450.11	8,288.89	14.9%
Helicopter Travel	--	0.00	0.00	--	--
<b>Total Travel &amp; Living Allowances</b>		<b>0.00</b>	<b>12,016.04</b>		
<b>Constituency Allowance</b>					
Constituency Allowance	2,609.00	0.00	600.00	2,009.00	23.0%
<b>Total Constituency Allowance</b>		<b>0.00</b>	<b>600.00</b>		
<b>Total Expenditures</b>					
		<b>1,754.76</b>	<b>24,419.25</b>		

---- End of Report ----



House of Assembly  
Newfoundland and Labrador  
Member Accountability and Disclosure Report  
**Expenditures Summarized by Category**  
01-Sep-16 to 30-Sep-16

**KIRBY, DALE, MHA**

Allowance Category	Expenditure Limit for Fiscal Year 2016/17 (Net of HST)	Expenditures Processed 01-Sep-16 to 30-Sep-16 (Net of HST)	Expenditures Year to Date 01-Apr-16 to 30-Sep-16 (Net of HST)	Funds Available (Net of HST)	Percent Expended to Date
<b>Office Allowances</b>					
Office Accommodations	--	0.00	0.00	--	--
Rental of Short-term Accommodations	--	0.00	0.00	--	--
Office Start-up Costs	--	0.00	0.00	--	--
Office Operations	10,435.00	26.51	98.81	10,336.19	0.9%
<b>Total Office Allowances</b>		<b>26.51</b>	<b>98.81</b>		
<b>Operational Resources</b>					
Operational Resources	--	149.98	702.19	--	--
<b>Total Operational Resources</b>		<b>149.98</b>	<b>702.19</b>		
<b>Travel &amp; Living Allowances</b>					
House in Session	--	0.00	0.00	--	--
House Not in Session	--	0.00	0.00	--	--
Intra & Extra-Constituency Travel	5,217.00	7.02	7.02	5,209.98	0.1%
Helicopter Travel	--	0.00	0.00	--	--
<b>Total Travel &amp; Living Allowances</b>		<b>7.02</b>	<b>7.02</b>		
<b>Constituency Allowance</b>					
Constituency Allowance	2,609.00	1,041.69	1,623.45	985.55	62.2%
<b>Total Constituency Allowance</b>		<b>1,041.69</b>	<b>1,623.45</b>		
<b>Total Expenditures</b>					
		<b>1,225.20</b>	<b>2,431.47</b>		

---- End of Report ----





House of Assembly  
Newfoundland and Labrador  
Member Accountability and Disclosure Report  
**Expenditures Summarized by Category**  
01-Sep-16 to 30-Sep-16

LANE, PAUL, MHA

Allowance Category	Expenditure Limit for Fiscal Year 2016/17 (Net of HST)	Expenditures Processed 01-Sep-16 to 30-Sep-16 (Net of HST)	Expenditures Year to Date 01-Apr-16 to 30-Sep-16 (Net of HST)	Funds Available (Net of HST)	Percent Expended to Date
<b>Office Allowances</b>					
Office Accommodations	--	0.00	0.00	--	--
Rental of Short-term Accommodations	--	0.00	0.00	--	--
Office Start-up Costs	--	0.00	0.00	--	--
Office Operations	10,435.00	276.77	2,031.43	8,403.57	19.5%
<b>Total Office Allowances</b>		<b>276.77</b>	<b>2,031.43</b>		
<b>Operational Resources</b>					
Operational Resources	--	195.38	1,042.82	--	--
<b>Total Operational Resources</b>		<b>195.38</b>	<b>1,042.82</b>		
<b>Travel &amp; Living Allowances</b>					
House in Session	--	0.00	0.00	--	--
House Not in Session	--	0.00	0.00	--	--
Intra & Extra-Constituency Travel	5,217.00	0.00	1,316.35	3,900.65	25.2%
Helicopter Travel	--	0.00	0.00	--	--
<b>Total Travel &amp; Living Allowances</b>		<b>0.00</b>	<b>1,316.35</b>		
<b>Constituency Allowance</b>					
Constituency Allowance	2,609.00	0.00	668.84	1,940.16	25.6%
<b>Total Constituency Allowance</b>		<b>0.00</b>	<b>668.84</b>		
<b>Total Expenditures</b>		<b>472.15</b>	<b>5,059.44</b>		

---- End of Report ----



House of Assembly  
Newfoundland and Labrador  
Member Accountability and Disclosure Report  
**Expenditures Summarized by Category**  
01-Sep-16 to 30-Sep-16

Letto, Graham, MHA

Allowance Category	Expenditure Limit for Fiscal Year 2016/17 (Net of HST)	Expenditures Processed 01-Sep-16 to 30-Sep-16 (Net of HST)	Expenditures Year to Date 01-Apr-16 to 30-Sep-16 (Net of HST)	Funds Available (Net of HST)	Percent Expended to Date
<b>Office Allowances</b>					
Office Accommodations	14,400.00	1,200.00	7,200.00	7,200.00	50.0%
Rental of Short-term Accommodations	--	0.00	0.00	--	--
Office Start-up Costs	636.00	0.00	0.00	636.00	0.0%
Office Operations	10,435.00	175.59	989.69	9,445.31	9.5%
<b>Total Office Allowances</b>		<b>1,375.59</b>	<b>8,189.69</b>		
<b>Operational Resources</b>					
Operational Resources	--	438.05	2,125.02	--	--
<b>Total Operational Resources</b>		<b>438.05</b>	<b>2,125.02</b>		
<b>Travel &amp; Living Allowances</b>					
House in Session	--	0.00	7,775.95	--	--
House Not in Session	--	0.00	12,691.39	--	--
Intra & Extra-Constituency Travel	5,739.00	0.00	1,575.92	4,163.08	27.5%
Helicopter Travel	--	0.00	0.00	--	--
<b>Total Travel &amp; Living Allowances</b>		<b>0.00</b>	<b>22,043.26</b>		
<b>Constituency Allowance</b>					
Constituency Allowance	2,609.00	0.00	505.00	2,104.00	19.4%
<b>Total Constituency Allowance</b>		<b>0.00</b>	<b>505.00</b>		
<b>Total Expenditures</b>					
		<b>1,813.64</b>	<b>32,862.97</b>		

---- End of Report ----



House of Assembly  
Newfoundland and Labrador  
Member Accountability and Disclosure Report  
**Expenditures Summarized by Category**  
01-Sep-16 to 30-Sep-16

**MICHAEL, LORRAINE, MHA**

Allowance Category	Expenditure Limit for Fiscal Year 2016/17 (Net of HST)	Expenditures Processed 01-Sep-16 to 30-Sep-16 (Net of HST)	Expenditures Year to Date 01-Apr-16 to 30-Sep-16 (Net of HST)	Funds Available (Net of HST)	Percent Expended to Date
<b>Office Allowances</b>					
Office Accommodations	--	0.00	0.00	--	--
Rental of Short-term Accommodations	--	0.00	0.00	--	--
Office Start-up Costs	--	0.00	0.00	--	--
Office Operations	10,435.00	1,281.05	2,095.59	8,339.41	20.1%
<b>Total Office Allowances</b>		<b>1,281.05</b>	<b>2,095.59</b>		
<b>Operational Resources</b>					
Operational Resources	--	165.25	916.33	--	--
<b>Total Operational Resources</b>		<b>165.25</b>	<b>916.33</b>		
<b>Travel &amp; Living Allowances</b>					
House in Session	--	0.00	0.00	--	--
House Not in Session	--	0.00	0.00	--	--
Intra & Extra-Constituency Travel	5,217.00	0.00	137.23	5,079.77	2.6%
Helicopter Travel	--	0.00	0.00	--	--
<b>Total Travel &amp; Living Allowances</b>		<b>0.00</b>	<b>137.23</b>		
<b>Constituency Allowance</b>					
Constituency Allowance	2,609.00	0.00	168.98	2,440.02	6.5%
<b>Total Constituency Allowance</b>		<b>0.00</b>	<b>168.98</b>		
<b>Total Expenditures</b>					
		<b>1,446.30</b>	<b>3,318.13</b>		

---- End of Report ----



House of Assembly  
Newfoundland and Labrador  
Member Accountability and Disclosure Report  
**Expenditures Summarized by Category**  
01-Sep-16 to 30-Sep-16

**MITCHELMORE, CHRISTOPHER, MHA**

Allowance Category	Expenditure Limit for Fiscal Year 2016/17 (Net of HST)	Expenditures Processed 01-Sep-16 to 30-Sep-16 (Net of HST)	Expenditures Year to Date 01-Apr-16 to 30-Sep-16 (Net of HST)	Funds Available (Net of HST)	Percent Expended to Date
<b>Office Allowances</b>					
Office Accommodations	--	0.00	0.00	--	--
Rental of Short-term Accommodations	--	0.00	0.00	--	--
Office Start-up Costs	--	0.00	0.00	--	--
Office Operations	10,435.00	425.89	953.72	9,481.28	9.1%
<b>Total Office Allowances</b>		<b>425.89</b>	<b>953.72</b>		
<b>Operational Resources</b>					
Operational Resources	--	500.92	3,155.21	--	--
<b>Total Operational Resources</b>		<b>500.92</b>	<b>3,155.21</b>		
<b>Travel &amp; Living Allowances</b>					
House in Session	--	0.00	13,667.80	--	--
House Not in Session	--	0.00	0.00	--	--
Intra & Extra-Constituency Travel	10,609.00	699.72	3,178.02	7,430.98	30.0%
Helicopter Travel	--	0.00	0.00	--	--
<b>Total Travel &amp; Living Allowances</b>		<b>699.72</b>	<b>16,845.82</b>		
<b>Constituency Allowance</b>					
Constituency Allowance	2,609.00	123.53	647.68	1,961.32	24.8%
<b>Total Constituency Allowance</b>		<b>123.53</b>	<b>647.68</b>		
<b>Total Expenditures</b>					
		<b>1,750.06</b>	<b>21,602.43</b>		

---- End of Report ----



House of Assembly  
Newfoundland and Labrador  
Member Accountability and Disclosure Report  
**Expenditures Summarized by Category**  
01-Sep-16 to 30-Sep-16

OSBORNE, TOM, MHA

Allowance Category	Expenditure Limit for Fiscal Year 2016/17 (Net of HST)	Expenditures Processed 01-Sep-16 to 30-Sep-16 (Net of HST)	Expenditures Year to Date 01-Apr-16 to 30-Sep-16 (Net of HST)	Funds Available (Net of HST)	Percent Expended to Date
<b>Office Allowances</b>					
Office Accommodations	--	0.00	0.00	--	--
Rental of Short-term Accommodations	--	0.00	0.00	--	--
Office Start-up Costs	--	0.00	0.00	--	--
Office Operations	10,435.00	24.51	107.41	10,327.59	1.0%
<b>Total Office Allowances</b>		<b>24.51</b>	<b>107.41</b>		
<b>Operational Resources</b>					
Operational Resources	--	528.18	1,409.79	--	--
<b>Total Operational Resources</b>		<b>528.18</b>	<b>1,409.79</b>		
<b>Travel &amp; Living Allowances</b>					
House in Session	--	0.00	0.00	--	--
House Not in Session	--	0.00	0.00	--	--
Intra & Extra-Constituency Travel	5,217.00	0.00	0.00	5,217.00	0.0%
Helicopter Travel	--	0.00	0.00	--	--
<b>Total Travel &amp; Living Allowances</b>		<b>0.00</b>	<b>0.00</b>		
<b>Constituency Allowance</b>					
Constituency Allowance	2,609.00	0.00	0.00	2,609.00	0.0%
<b>Total Constituency Allowance</b>		<b>0.00</b>	<b>0.00</b>		
<b>Total Expenditures</b>					
		<b>552.69</b>	<b>1,517.20</b>		

---- End of Report ----



House of Assembly  
Newfoundland and Labrador  
Member Accountability and Disclosure Report  
**Expenditures Summarized by Category**  
01-Sep-16 to 30-Sep-16

Parsley, Betty, MHA

Allowance Category	Expenditure Limit for Fiscal Year 2016/17 (Net of HST)	Expenditures Processed 01-Sep-16 to 30-Sep-16 (Net of HST)	Expenditures Year to Date 01-Apr-16 to 30-Sep-16 (Net of HST)	Funds Available (Net of HST)	Percent Expended to Date
<b>Office Allowances</b>					
Office Accommodations	18,600.00	1,950.00	8,700.00	9,900.00	46.8%
Rental of Short-term Accommodations	--	0.00	0.00	--	--
Office Start-up Costs	837.00	0.00	0.00	837.00	0.0%
Office Operations	10,435.00	442.51	1,022.51	9,412.49	9.8%
<b>Total Office Allowances</b>		<b>2,392.51</b>	<b>9,722.51</b>		
<b>Operational Resources</b>					
Operational Resources	--	411.91	4,214.20	--	--
<b>Total Operational Resources</b>		<b>411.91</b>	<b>4,214.20</b>		
<b>Travel &amp; Living Allowances</b>					
House in Session	--	0.00	2,782.30	--	--
House Not in Session	--	119.32	234.94	--	--
Intra & Extra-Constituency Travel	6,609.00	164.18	249.26	6,359.74	3.8%
Helicopter Travel	--	0.00	0.00	--	--
<b>Total Travel &amp; Living Allowances</b>		<b>283.50</b>	<b>3,266.50</b>		
<b>Constituency Allowance</b>					
Constituency Allowance	2,609.00	272.41	272.41	2,336.59	10.4%
<b>Total Constituency Allowance</b>		<b>272.41</b>	<b>272.41</b>		
<b>Total Expenditures</b>					
		<b>3,360.33</b>	<b>17,475.62</b>		

---- End of Report ----



House of Assembly  
Newfoundland and Labrador  
Member Accountability and Disclosure Report  
**Expenditures Summarized by Category**  
01-Sep-16 to 30-Sep-16

**PARSONS, ANDREW, MHA**

Allowance Category	Expenditure Limit for Fiscal Year 2016/17 (Net of HST)	Expenditures Processed 01-Sep-16 to 30-Sep-16 (Net of HST)	Expenditures Year to Date 01-Apr-16 to 30-Sep-16 (Net of HST)	Funds Available (Net of HST)	Percent Expended to Date
<b>Office Allowances</b>					
Office Accommodations	12,000.00	2,709.68	6,000.00	6,000.00	50.0%
Rental of Short-term Accommodations	--	0.00	0.00	--	--
Office Start-up Costs	--	0.00	0.00	--	--
Office Operations	10,435.00	457.49	2,597.03	7,837.97	24.9%
<b>Total Office Allowances</b>		<b>3,167.17</b>	<b>8,597.03</b>		
<b>Operational Resources</b>					
Operational Resources	--	1,249.56	3,431.47	--	--
<b>Total Operational Resources</b>		<b>1,249.56</b>	<b>3,431.47</b>		
<b>Travel &amp; Living Allowances</b>					
House in Session	--	0.00	16,557.52	--	--
House Not in Session	--	0.00	580.95	--	--
Intra & Extra-Constituency Travel	9,826.00	1,233.65	3,045.78	6,780.22	31.0%
Helicopter Travel	18,261.00	0.00	0.00	18,261.00	0.0%
<b>Total Travel &amp; Living Allowances</b>		<b>1,233.65</b>	<b>20,184.25</b>		
<b>Constituency Allowance</b>					
Constituency Allowance	2,609.00	0.00	296.19	2,312.81	11.4%
<b>Total Constituency Allowance</b>		<b>0.00</b>	<b>296.19</b>		
<b>Total Expenditures</b>					
		<b>5,650.38</b>	<b>32,508.94</b>		

---- End of Report ----



House of Assembly  
Newfoundland and Labrador  
Member Accountability and Disclosure Report  
**Expenditures Summarized by Category**  
01-Sep-16 to 30-Sep-16

**PARSONS, KEVIN, MHA**

Allowance Category	Expenditure Limit for Fiscal Year 2016/17 (Net of HST)	Expenditures Processed 01-Sep-16 to 30-Sep-16 (Net of HST)	Expenditures Year to Date 01-Apr-16 to 30-Sep-16 (Net of HST)	Funds Available (Net of HST)	Percent Expended to Date
<b>Office Allowances</b>					
Office Accommodations	--	0.00	0.00	--	--
Rental of Short-term Accommodations	--	0.00	0.00	--	--
Office Start-up Costs	--	0.00	0.00	--	--
Office Operations	10,435.00	125.00	769.92	9,665.08	7.4%
<b>Total Office Allowances</b>		<b>125.00</b>	<b>769.92</b>		
<b>Operational Resources</b>					
Operational Resources	--	185.21	1,915.38	--	--
<b>Total Operational Resources</b>		<b>185.21</b>	<b>1,915.38</b>		
<b>Travel &amp; Living Allowances</b>					
House in Session	--	0.00	0.00	--	--
House Not in Session	--	0.00	0.00	--	--
Intra & Extra-Constituency Travel	6,261.00	157.12	389.21	5,871.79	6.2%
Helicopter Travel	--	0.00	0.00	--	--
<b>Total Travel &amp; Living Allowances</b>		<b>157.12</b>	<b>389.21</b>		
<b>Constituency Allowance</b>					
Constituency Allowance	2,609.00	292.24	687.29	1,921.71	26.3%
<b>Total Constituency Allowance</b>		<b>292.24</b>	<b>687.29</b>		
<b>Total Expenditures</b>					
		<b>759.57</b>	<b>3,761.80</b>		

---- End of Report ----





House of Assembly  
Newfoundland and Labrador  
Member Accountability and Disclosure Report  
**Expenditures Summarized by Category**  
01-Sep-16 to 30-Sep-16

Parsons, Pam, MHA

Allowance Category	Expenditure Limit for Fiscal Year 2016/17 (Net of HST)	Expenditures Processed 01-Sep-16 to 30-Sep-16 (Net of HST)	Expenditures Year to Date 01-Apr-16 to 30-Sep-16 (Net of HST)	Funds Available (Net of HST)	Percent Expended to Date
<b>Office Allowances</b>					
Office Accommodations	11,316.00	942.79	5,656.74	5,659.26	50.0%
Rental of Short-term Accommodations	--	0.00	0.00	--	--
Office Start-up Costs	216.00	0.00	34.18	181.82	15.8%
Office Operations	10,435.00	669.89	2,442.37	7,992.63	23.4%
<b>Total Office Allowances</b>		<b>1,612.68</b>	<b>8,133.29</b>		
<b>Operational Resources</b>					
Operational Resources	--	1,994.48	4,542.70	--	--
<b>Total Operational Resources</b>		<b>1,994.48</b>	<b>4,542.70</b>		
<b>Travel &amp; Living Allowances</b>					
House in Session	--	0.00	3,937.06	--	--
House Not in Session	--	956.94	1,680.73	--	--
Intra & Extra-Constituency Travel	6,696.00	150.09	1,795.88	4,900.12	26.8%
Helicopter Travel	--	0.00	0.00	--	--
<b>Total Travel &amp; Living Allowances</b>		<b>1,107.03</b>	<b>7,413.67</b>		
<b>Constituency Allowance</b>					
Constituency Allowance	2,609.00	60.00	226.02	2,382.98	8.7%
<b>Total Constituency Allowance</b>		<b>60.00</b>	<b>226.02</b>		
<b>Total Expenditures</b>		<b>4,774.19</b>	<b>20,315.68</b>		

---- End of Report ----



House of Assembly  
Newfoundland and Labrador  
Member Accountability and Disclosure Report  
**Expenditures Summarized by Category**  
01-Sep-16 to 30-Sep-16

**PERRY, TRACEY, MHA**

Allowance Category	Expenditure Limit for Fiscal Year 2016/17 (Net of HST)	Expenditures Processed 01-Sep-16 to 30-Sep-16 (Net of HST)	Expenditures Year to Date 01-Apr-16 to 30-Sep-16 (Net of HST)	Funds Available (Net of HST)	Percent Expended to Date
<b>Office Allowances</b>					
Office Accommodations	9,492.00	791.00	4,746.00	4,746.00	50.0%
Rental of Short-term Accommodations	--	0.00	0.00	--	--
Office Start-up Costs	--	0.00	0.00	--	--
Office Operations	10,435.00	134.36	3,287.82	7,147.18	31.5%
<b>Total Office Allowances</b>		<b>925.36</b>	<b>8,033.82</b>		
<b>Operational Resources</b>					
Operational Resources	--	564.10	2,735.50	--	--
<b>Total Operational Resources</b>		<b>564.10</b>	<b>2,735.50</b>		
<b>Travel &amp; Living Allowances</b>					
House in Session	--	0.00	12,835.39	--	--
House Not in Session	--	0.00	0.00	--	--
Intra & Extra-Constituency Travel	14,174.00	0.00	263.21	13,910.79	1.9%
Helicopter Travel	21,391.00	0.00	0.00	21,391.00	0.0%
<b>Total Travel &amp; Living Allowances</b>		<b>0.00</b>	<b>13,098.60</b>		
<b>Constituency Allowance</b>					
Constituency Allowance	2,609.00	0.00	152.61	2,456.39	5.8%
<b>Total Constituency Allowance</b>		<b>0.00</b>	<b>152.61</b>		
<b>Total Expenditures</b>					
		<b>1,489.46</b>	<b>24,020.53</b>		

---- End of Report ----



House of Assembly  
Newfoundland and Labrador  
Member Accountability and Disclosure Report  
**Expenditures Summarized by Category**  
01-Sep-16 to 30-Sep-16

Petten, Barry, MHA

Allowance Category	Expenditure Limit for Fiscal Year 2016/17 (Net of HST)	Expenditures Processed 01-Sep-16 to 30-Sep-16 (Net of HST)	Expenditures Year to Date 01-Apr-16 to 30-Sep-16 (Net of HST)	Funds Available (Net of HST)	Percent Expended to Date
<b>Office Allowances</b>					
Office Accommodations	24,360.00	1,386.00	11,536.00	12,824.00	47.4%
Rental of Short-term Accommodations	--	0.00	0.00	--	--
Office Start-up Costs	266.00	0.00	0.00	266.00	0.0%
Office Operations	10,435.00	1,488.72	3,500.68	6,934.32	33.5%
<b>Total Office Allowances</b>		<b>2,874.72</b>	<b>15,036.68</b>		
<b>Operational Resources</b>					
Operational Resources	--	546.89	2,976.64	--	--
<b>Total Operational Resources</b>		<b>546.89</b>	<b>2,976.64</b>		
<b>Travel &amp; Living Allowances</b>					
House in Session	--	0.00	0.00	--	--
House Not in Session	--	0.00	0.00	--	--
Intra & Extra-Constituency Travel	5,304.00	0.00	0.00	5,304.00	0.0%
Helicopter Travel	--	0.00	0.00	--	--
<b>Total Travel &amp; Living Allowances</b>		<b>0.00</b>	<b>0.00</b>		
<b>Constituency Allowance</b>					
Constituency Allowance	2,609.00	0.00	241.64	2,367.36	9.3%
<b>Total Constituency Allowance</b>		<b>0.00</b>	<b>241.64</b>		
<b>Total Expenditures</b>		<b>3,421.61</b>	<b>18,254.96</b>		

---- End of Report ----



House of Assembly  
Newfoundland and Labrador  
Member Accountability and Disclosure Report  
**Expenditures Summarized by Category**  
01-Sep-16 to 30-Sep-16

REID, SCOTT, MHA

Allowance Category	Expenditure Limit for Fiscal Year 2016/17 (Net of HST)	Expenditures Processed 01-Sep-16 to 30-Sep-16 (Net of HST)	Expenditures Year to Date 01-Apr-16 to 30-Sep-16 (Net of HST)	Funds Available (Net of HST)	Percent Expended to Date
<b>Office Allowances</b>					
Office Accommodations	--	0.00	0.00	--	--
Rental of Short-term Accommodations	--	0.00	0.00	--	--
Office Start-up Costs	--	0.00	0.00	--	--
Office Operations	10,435.00	1,305.97	2,871.67	7,563.33	27.5%
<b>Total Office Allowances</b>		<b>1,305.97</b>	<b>2,871.67</b>		
<b>Operational Resources</b>					
Operational Resources	--	493.28	2,613.02	--	--
<b>Total Operational Resources</b>		<b>493.28</b>	<b>2,613.02</b>		
<b>Travel &amp; Living Allowances</b>					
House in Session	--	0.00	11,003.80	--	--
House Not in Session	--	1,811.87	4,441.62	--	--
Intra & Extra-Constituency Travel	7,304.00	518.93	3,291.48	4,012.52	45.1%
Helicopter Travel	--	0.00	0.00	--	--
<b>Total Travel &amp; Living Allowances</b>		<b>2,330.80</b>	<b>18,736.90</b>		
<b>Constituency Allowance</b>					
Constituency Allowance	2,609.00	0.00	93.75	2,515.25	3.6%
<b>Total Constituency Allowance</b>		<b>0.00</b>	<b>93.75</b>		
<b>Total Expenditures</b>					
		<b>4,130.05</b>	<b>24,315.34</b>		

---- End of Report ----



House of Assembly  
Newfoundland and Labrador  
Member Accountability and Disclosure Report  
**Expenditures Summarized by Category**  
01-Sep-16 to 30-Sep-16

**ROGERS, GERRY, MHA**

Allowance Category	Expenditure Limit for Fiscal Year 2016/17 (Net of HST)	Expenditures Processed 01-Sep-16 to 30-Sep-16 (Net of HST)	Expenditures Year to Date 01-Apr-16 to 30-Sep-16 (Net of HST)	Funds Available (Net of HST)	Percent Expended to Date
<b>Office Allowances</b>					
Office Accommodations	--	0.00	0.00	--	--
Rental of Short-term Accommodations	--	0.00	0.00	--	--
Office Start-up Costs	--	0.00	0.00	--	--
Office Operations	10,435.00	109.57	2,870.42	7,564.58	27.5%
<b>Total Office Allowances</b>		<b>109.57</b>	<b>2,870.42</b>		
<b>Operational Resources</b>					
Operational Resources	--	226.80	1,444.56	--	--
<b>Total Operational Resources</b>		<b>226.80</b>	<b>1,444.56</b>		
<b>Travel &amp; Living Allowances</b>					
House in Session	--	0.00	0.00	--	--
House Not in Session	--	0.00	0.00	--	--
Intra & Extra-Constituency Travel	5,217.00	0.00	1,046.74	4,170.26	20.1%
Helicopter Travel	--	0.00	0.00	--	--
<b>Total Travel &amp; Living Allowances</b>		<b>0.00</b>	<b>1,046.74</b>		
<b>Constituency Allowance</b>					
Constituency Allowance	2,609.00	0.00	865.96	1,743.04	33.2%
<b>Total Constituency Allowance</b>		<b>0.00</b>	<b>865.96</b>		
<b>Total Expenditures</b>		<b>336.37</b>	<b>6,227.68</b>		

---- End of Report ----



House of Assembly  
Newfoundland and Labrador  
Member Accountability and Disclosure Report  
**Expenditures Summarized by Category**  
01-Sep-16 to 30-Sep-16

Trimper, Perry, MHA

Allowance Category	Expenditure Limit for Fiscal Year 2016/17 (Net of HST)	Expenditures Processed 01-Sep-16 to 30-Sep-16 (Net of HST)	Expenditures Year to Date 01-Apr-16 to 30-Sep-16 (Net of HST)	Funds Available (Net of HST)	Percent Expended to Date
<b>Office Allowances</b>					
Office Accommodations	--	0.00	0.00	--	--
Rental of Short-term Accommodations	--	0.00	0.00	--	--
Office Start-up Costs	574.00	0.00	0.00	574.00	0.0%
Office Operations	10,435.00	70.00	140.00	10,295.00	1.3%
<b>Total Office Allowances</b>		<b>70.00</b>	<b>140.00</b>		
<b>Operational Resources</b>					
Operational Resources	--	261.19	1,570.42	--	--
<b>Total Operational Resources</b>		<b>261.19</b>	<b>1,570.42</b>		
<b>Travel &amp; Living Allowances</b>					
House in Session	--	0.00	11,197.56	--	--
House Not in Session	--	0.00	480.96	--	--
Intra & Extra-Constituency Travel	6,957.00	0.00	627.25	6,329.75	9.0%
Helicopter Travel	--	0.00	0.00	--	--
<b>Total Travel &amp; Living Allowances</b>		<b>0.00</b>	<b>12,305.77</b>		
<b>Constituency Allowance</b>					
Constituency Allowance	2,609.00	0.00	223.44	2,385.56	8.6%
<b>Total Constituency Allowance</b>		<b>0.00</b>	<b>223.44</b>		
<b>Total Expenditures</b>					
		<b>331.19</b>	<b>14,239.63</b>		

---- End of Report ----



House of Assembly  
Newfoundland and Labrador  
Member Accountability and Disclosure Report  
**Expenditures Summarized by Category**  
01-Sep-16 to 30-Sep-16

**Warr, Brian, MHA**

Allowance Category	Expenditure Limit for Fiscal Year 2016/17 (Net of HST)	Expenditures Processed 01-Sep-16 to 30-Sep-16 (Net of HST)	Expenditures Year to Date 01-Apr-16 to 30-Sep-16 (Net of HST)	Funds Available (Net of HST)	Percent Expended to Date
<b>Office Allowances</b>					
Office Accommodations	10,296.00	832.25	5,105.91	5,190.09	49.6%
Rental of Short-term Accommodations	--	0.00	0.00	--	--
Office Start-up Costs	339.00	0.00	0.00	339.00	0.0%
Office Operations	10,435.00	53.49	419.96	10,015.04	4.0%
<b>Total Office Allowances</b>		<b>885.74</b>	<b>5,525.87</b>		
<b>Operational Resources</b>					
Operational Resources	--	324.51	1,904.66	--	--
<b>Total Operational Resources</b>		<b>324.51</b>	<b>1,904.66</b>		
<b>Travel &amp; Living Allowances</b>					
House in Session	--	0.00	5,917.53	--	--
House Not in Session	--	869.74	1,302.46	--	--
Intra & Extra-Constituency Travel	10,957.00	1,348.87	2,557.53	8,399.47	23.3%
Helicopter Travel	--	0.00	0.00	--	--
<b>Total Travel &amp; Living Allowances</b>		<b>2,218.61</b>	<b>9,777.52</b>		
<b>Constituency Allowance</b>					
Constituency Allowance	2,609.00	23.78	468.75	2,140.25	18.0%
<b>Total Constituency Allowance</b>		<b>23.78</b>	<b>468.75</b>		
<b>Total Expenditures</b>					
		<b>3,452.64</b>	<b>17,676.80</b>		

---- End of Report ----



HOUSE OF ASSEMBLY  
Newfoundland and Labrador

August 31, 2016

Hon. Tom Osborne  
Chair of Management Commission  
Office of Speaker

Dear Mr. Osborne:

In re: Meeting of Audit Committee on August 30, 2016

At their meeting on August 30<sup>th</sup> the Audit Committee reviewed with the Auditor General the report on the audit of the House of Assembly and Statutory Offices, the Financial Information, and the Management Certification for the fiscal year ended 31 March 2016 pursuant to the requirements of the *House of Assembly Accountability, Integrity and Administration Act*.


In accordance with paragraph 23(7)(d) of the *House of Assembly Accountability, Integrity and Administration Act* the Committee recommend that the Management Commission approve and sign the financial statements of the House of Assembly for the fiscal year ended 31 March 2016.

In accordance with paragraph 23(7)(b) of the *House of Assembly Accountability, Integrity and Administration Act* the Committee recommend that the Auditor General of the Province be appointed the auditor of the accounts of the House of Assembly and Statutory Offices for the fiscal year ending 31 March 2017.

The Committee also reviewed with Grant Thornton representatives the Management Certification audit and reviewed the audit of the Expenditures of the Office of the Chief Electoral Officer with the Comptroller General.

The Committee are pleased to inform the Commission that in respect of all the audits carried out for the fiscal year ended 31 March 2016 the auditors reported no significant findings.

Sincerely,

  
Mark Browne  
Chair of the Audit Committee





**AUDITOR  
GENERAL**  
of Newfoundland and Labrador

---

August 31, 2016

Ref: DP02-F4216

The Honourable Tom Osborne, M.H.A.  
Chair of the House of Assembly  
Management Commission  
House of Assembly  
P.O. Box 8700  
St. John's, Newfoundland and Labrador  
A1B 4J6

Dear Sir:

In accordance with Section 43 of the *House of Assembly Accountability, Integrity and Administration Act* (the *Act*), I have performed the audit of the House of Assembly and its statutory offices for the year ended March 31, 2016. Section 43(6) of the *Act* requires that the audit consist of:

- an opinion on whether the accounts are fairly presented in accordance with the accounting policies noted;
- an opinion on whether the expenses incurred are in accordance with the policies of the House of Assembly Management Commission and, where applicable, the policies of the Executive Branch of Government; and
- an opinion on whether the Clerk of the House of Assembly's assessment of the effectiveness of internal controls is fairly stated and whether the internal controls are operating effectively.

I enclose 20 copies of the audited financial information and management certification for the year ended March 31, 2016, along with my Independent Auditor's Report thereon. After you and a member of the House of Assembly Management Commission have signed the audited financial information, please return the unbound copy to me.

Respectfully submitted,



**TERRY PADDON, CPA, CA**  
**Auditor General**

Enclosure

c.c. Ms. Sandra Barnes  
Clerk of the House of Assembly

House of Assembly Audit Committee:

- Mr. Mark Browne, M.H.A., Chair
- Mr. Keith Hutchings, M.H.A., Member
- Dr. Alex Faseruk, Ph.D., Member
- Ms. Gail Hamilton, FCPA, FCA, Member

**HOUSE OF ASSEMBLY  
AND ITS STATUTORY OFFICES**

**FINANCIAL INFORMATION  
AND  
MANAGEMENT CERTIFICATION**

**MARCH 31, 2016**

**HOUSE OF ASSEMBLY  
AND ITS STATUTORY OFFICES**

**FINANCIAL INFORMATION**

**MARCH 31, 2016**



**AUDITOR  
GENERAL**  
of Newfoundland and Labrador

---

**INDEPENDENT AUDITOR'S REPORT**

To the Members of the House of Assembly Management Commission  
Province of Newfoundland and Labrador

I have audited the financial information of the House of Assembly and its statutory offices (the Assembly), which comprises the schedule of assets and liabilities as at March 31, 2016, the schedule of expenditure and related revenue, the schedule of gross expenditure and unexpended balances for the year then ended and a summary of significant accounting policies and other explanatory information. The financial information has been prepared by management of the Assembly to comply with the requirements of the *House of Assembly Accountability, Integrity and Administration Act* (the *Act*).

I have also audited, in accordance with section 43(6)(b) of the *Act*, the expenses incurred by the Assembly to determine whether they were in accordance with the policies of the House of Assembly Management Commission and, where applicable, the policies of the Executive Branch of Government.

As well, I have audited in accordance with section 43(6)(c) of the *Act*, the assessment of the Clerk of the House of Assembly of the effectiveness of the internal controls of the Assembly as at March 31, 2016.

**Management's Responsibility for the Financial Information**

The management of the Assembly is responsible for the preparation of this financial information in accordance with the accounting policies disclosed in Note 1(a) and for such internal control as management determines is necessary to enable the preparation of financial information that is free from material misstatement, whether due to fraud or error.

**Auditor's Responsibility**

My responsibility is to express an opinion on this financial information based on my audit. I conducted my audit in accordance with Canadian generally accepted auditing standards. Those standards require that I comply with ethical requirements and plan and perform the audit to obtain reasonable assurance about whether the financial information is free from material misstatement.

## **Independent Auditor's Report (cont.)**

An audit involves performing procedures to obtain audit evidence about the amounts and disclosures in the financial information. The procedures selected depend on the judgment of the auditor, including the assessment of the risks of material misstatement of the financial information, whether due to fraud or error. In making those risk assessments, the auditor considers internal control relevant to the entity's preparation of the financial information in order to design audit procedures that are appropriate in the circumstances, but not typically for the purpose of expressing an opinion on the effectiveness of the entity's internal control. An audit also includes evaluating the appropriateness of accounting policies used and the reasonableness of accounting estimates made by management, as well as evaluating the overall presentation of the financial information.

I believe that the audit evidence I have obtained in all areas of responsibility is sufficient and appropriate to provide a basis for my audit opinion.

The internal control over financial reporting by the Assembly is a process designed to provide reasonable assurance regarding the reliability of financial reporting and the preparation of financial information. The internal control over financial reporting by the Assembly includes those policies and procedures that: (1) pertain to the maintenance of records that, in reasonable detail, accurately and fairly reflect the transactions and dispositions of the assets of the Assembly; (2) provide reasonable assurance that transactions are recorded as necessary to permit preparation of financial information in accordance with the accounting policies disclosed in the financial information, and that receipts and expenditures of the Assembly are being made only in accordance with proper authorizations; and (3) provide reasonable assurance regarding prevention or timely detection of unauthorized acquisition, use, or disposition of the assets of the Assembly that could have a material effect on the financial information.

Because of its inherent limitations, internal control over financial reporting may not prevent or detect misstatements. Also, projections of any evaluation of effectiveness to future periods are subject to the risk that controls may become inadequate because of changes in conditions, or that the degree of compliance with the policies or procedures may deteriorate.

### **Opinion**

In my opinion, the financial information of the Assembly for the year ended March 31, 2016 is prepared, in all material respects, in accordance with the accounting policies disclosed in Note 1(a).

Also, in my opinion, the expenses incurred by the Assembly were in accordance with the policies of the House of Assembly Management Commission which were in place during the year and, where applicable, the policies of the Executive Branch of Government.

## Independent Auditor's Report (cont.)

As well, in my opinion, the assessment of internal controls by the Clerk of the House of Assembly over financial reporting at the Assembly as at March 31, 2016, was fairly stated and the internal controls over financial reporting at the Assembly were operating effectively, in all material respects, as at that date.

### Basis of Accounting and Restriction on Use

Without modifying my opinion, I draw attention to Note 1(a) to the financial information, which describes the basis of accounting. The financial information is prepared solely to assist the House of Assembly Management Commission to comply with the requirements of the *House of Assembly Accountability, Integrity and Administration Act*. As a result, the financial information may not be suitable for another purpose. My report is intended solely for the use of the House of Assembly Management Commission and should not be used by anyone other than the specified user.



**TERRY PADDON, CPA, CA**  
**Auditor General**

August 31, 2016  
St. John's, Newfoundland and Labrador

**HOUSE OF ASSEMBLY AND ITS STATUTORY OFFICES  
 PROVINCE OF NEWFOUNDLAND AND LABRADOR  
 SCHEDULE OF ASSETS AND LIABILITIES**

As at March 31

2016

2015

**ASSETS**

Cash held in trust (Note 2)	\$ 22,147	\$ 1,825
Accounts receivable (Note 3)	267,780	303,758
Prepaid expenses (Note 4)	69,563	77,316
<u>Tangible capital assets (Note 5)</u>	<u>603,843</u>	<u>703,886</u>
<b>Total assets</b>	<b>\$ 963,333</b>	<b>\$ 1,086,785</b>

**LIABILITIES**

Accounts payable	\$ 22,377	\$ 24,802
Accrued payroll	412,883	307,104
Accrued paid and annual leave	2,173,287	1,709,992
Accrued overtime	66,458	75,455
Accrued severance pay (Note 6)	3,467,030	4,141,187
<u>Trust liability (Note 2)</u>	<u>22,147</u>	<u>1,825</u>
<b>Total liabilities</b>	<b>\$ 6,164,182</b>	<b>\$ 6,260,365</b>

**Pensions and Group Health and Life Insurance Benefits (Note 7)**

**Contractual obligations (Note 8)**

*See accompanying notes*

Signed on behalf of the House of Assembly  
 Management Commission:

\_\_\_\_\_  
 Chair of the House of Assembly  
 Management Commission

\_\_\_\_\_  
 Member of the House of Assembly  
 Management Commission



**HOUSE OF ASSEMBLY AND ITS STATUTORY OFFICES**  
**PROVINCE OF NEWFOUNDLAND AND LABRADOR**  
**SCHEDULE OF EXPENDITURE AND RELATED REVENUE**  
**For the Year Ended March 31**

	2016 Actual	Estimates		2015 Actual
		Amended	Original	
<b>HOUSE OF ASSEMBLY</b>				
<b>Administrative Support</b>				
Salaries	\$ 1,933,788	\$ 1,939,500	\$ 1,932,200	\$ 1,705,520
Employee benefits	4,776	4,800	4,500	4,634
Transportation and communications	66,292	72,500	72,500	37,762
Supplies	25,695	47,500	36,200	26,284
Professional services	71,150	71,200	71,100	66,286
Purchased services	56,417	73,400	62,000	26,464
Property, furnishings and equipment	45,731	92,100	92,500	97,720
	2,203,849	2,301,000	2,271,000	1,964,670
Revenue - Provincial	(9,440)	-	-	(434)
<b>Total: Administrative Support</b>	<b>2,194,409</b>	<b>2,301,000</b>	<b>2,271,000</b>	<b>1,964,236</b>
<b>Legislative Library and Records Management</b>				
Salaries	650,110	654,700	654,700	623,736
Employee benefits	2,086	2,100	900	1,153
Transportation and communications	6,433	8,100	10,200	6,509
Supplies	47,006	47,900	47,000	45,921
Purchased services	8,450	8,500	8,500	8,688
<b>Total: Legislative Library and Records Management</b>	<b>714,085</b>	<b>721,300</b>	<b>721,300</b>	<b>686,007</b>
<b>Hansard and the Broadcast Centre</b>				
Salaries	616,232	628,600	638,600	701,199
Employee benefits	700	700	600	250
Transportation and communications	3,780	5,800	6,100	2,944
Supplies	19,577	20,000	7,900	6,200
Purchased services	163,307	251,500	263,700	204,512
Property, furnishings and equipment	9,935	10,300	10,000	33,537
<b>Total: Hansard and the Broadcast Centre</b>	<b>813,531</b>	<b>916,900</b>	<b>926,900</b>	<b>948,642</b>

**HOUSE OF ASSEMBLY AND ITS STATUTORY OFFICES**  
**PROVINCE OF NEWFOUNDLAND AND LABRADOR**  
**SCHEDULE OF EXPENDITURE AND RELATED REVENUE**  
**For the Year Ended March 31**

	2016 Actual	Estimates		2015 Actual
		Amended	Original	
<b>HOUSE OF ASSEMBLY (cont.)</b>				
<b>Members' Resources</b>				
Salaries	7,657,961	7,667,800	6,660,300	6,473,028
Transportation and communications	12,521	33,000	33,000	2,597
Purchased services	19,896	41,100	41,100	3,692
<u>Allowances and assistance</u>	<u>1,673,578</u>	<u>2,365,600</u>	<u>2,365,600</u>	<u>1,930,068</u>
	9,363,956	10,107,500	9,100,000	8,409,385
<u>Revenue - Provincial</u>	<u>(143,933)</u>	-	-	<u>(70,422)</u>
<b>Total: Members' Resources</b>	<b>9,220,023</b>	<b>10,107,500</b>	<b>9,100,000</b>	<b>8,338,963</b>
<b>House Operations</b>				
Salaries	247,663	253,800	322,100	307,929
Employee benefits	3,050	5,900	5,900	3,450
Transportation and communications	37,269	122,700	125,700	58,641
Supplies	15,681	16,800	14,500	16,115
Professional services	2,220	3,900	3,900	1,080
Purchased services	47,628	48,200	47,500	98,814
Property, furnishings and equipment	-	1,700	1,700	540
<u>Grants and subsidies</u>	<u>13,388</u>	<u>18,400</u>	<u>18,400</u>	<u>13,356</u>
	366,899	471,400	539,700	499,925
<u>Revenue - Provincial</u>	<u>-</u>	-	-	<u>(47,732)</u>
<b>Total: House Operations</b>	<b>366,899</b>	<b>471,400</b>	<b>539,700</b>	<b>452,193</b>
<b>Government Members' Caucus</b>				
Salaries	626,478	631,600	571,400	830,359
Employee benefits	-	-	1,300	-
Transportation and communications	19,468	19,700	23,400	18,372
Supplies	11,190	12,000	11,200	8,333
Purchased services	16,867	16,900	9,300	7,784
Property, furnishings and equipment	614	700	2,500	3,308
<u>Grants and subsidies</u>	<u>39,791</u>	<u>39,800</u>	<u>38,900</u>	<u>43,377</u>
<b>Total: Government Members' Caucus</b>	<b>714,408</b>	<b>720,700</b>	<b>658,000</b>	<b>911,533</b>

**HOUSE OF ASSEMBLY AND ITS STATUTORY OFFICES**  
**PROVINCE OF NEWFOUNDLAND AND LABRADOR**  
**SCHEDULE OF EXPENDITURE AND RELATED REVENUE**  
**For the Year Ended March 31**

	2016 Actual	Estimates		2015 Actual
		Amended	Original	
<b>HOUSE OF ASSEMBLY (cont.)</b>				
<b>Official Opposition Caucus</b>				
Salaries	1,290,115	1,296,300	1,187,900	1,063,740
Employee benefits	1,997	2,900	2,900	1,781
Transportation and communications	42,757	62,300	72,800	57,163
Supplies	13,014	17,100	20,800	16,107
Purchased services	17,556	21,300	18,700	31,679
Property, furnishings and equipment	371	1,900	5,400	710
Grants and subsidies	18,473	21,400	22,300	18,548
<b>Total: Official Opposition Caucus</b>	<b>1,384,283</b>	<b>1,423,200</b>	<b>1,330,800</b>	<b>1,189,728</b>
<b>Third Party Caucus</b>				
Salaries	408,157	409,500	424,100	425,243
Employee benefits	-	400	1,000	-
Transportation and communications	14,675	18,800	24,400	22,006
Supplies	4,442	5,600	9,300	6,244
Purchased services	9,552	10,900	9,400	8,479
Property, furnishings and equipment	531	1,100	1,900	295
Grants and subsidies	11,102	11,200	11,200	10,844
<b>Total: Third Party Caucus</b>	<b>448,459</b>	<b>457,500</b>	<b>481,300</b>	<b>473,111</b>
<b>TOTAL: HOUSE OF ASSEMBLY</b>	<b>15,856,097</b>	<b>17,119,500</b>	<b>16,029,000</b>	<b>14,964,413</b>
<b>OFFICE OF THE CHIEF ELECTORAL OFFICER</b>				
Salaries	3,649,612	3,696,900	4,195,100	1,387,232
Employee benefits	1,868	4,500	4,500	3,140
Transportation and communications	555,179	780,400	780,400	185,244
Supplies	31,211	76,300	76,300	48,928
Professional services	31,993	58,000	58,000	27,098
Purchased services	823,620	958,800	958,800	339,377
Property, furnishings and equipment	15,657	27,600	27,600	106,299
Grants and subsidies	139,970	538,100	538,100	106,380
	5,249,110	6,140,600	6,638,800	2,203,698
Revenue (Provincial)	(16)	-	-	(381)
<b>Total: Office of the Chief Electoral Officer</b>	<b>5,249,094</b>	<b>6,140,600</b>	<b>6,638,800</b>	<b>2,203,317</b>

**HOUSE OF ASSEMBLY AND ITS STATUTORY OFFICES**  
**PROVINCE OF NEWFOUNDLAND AND LABRADOR**  
**SCHEDULE OF EXPENDITURE AND RELATED REVENUE**  
**For the Year Ended March 31**

	2016 Actual	Estimates		2015 Actual
		Amended	Original	
<b>OFFICE OF THE CITIZENS' REPRESENTATIVE</b>				
Salaries	649,276	672,200	672,200	646,500
Employee benefits	2,932	8,000	8,000	7,141
Transportation and communications	18,976	39,800	39,800	26,515
Supplies	2,935	10,000	10,000	3,180
Professional services	-	15,000	15,000	4,860
Purchased services	65,901	82,400	82,400	64,030
Property, furnishings and equipment	4,126	5,000	5,000	2,925
<b>Total: Office of the Citizens' Representative</b>	<b>744,146</b>	<b>832,400</b>	<b>832,400</b>	<b>755,151</b>
<b>OFFICE OF THE CHILD AND YOUTH ADVOCATE</b>				
Salaries	1,074,200	1,147,800	1,147,800	1,030,594
Employee benefits	5,559	5,600	3,500	2,875
Transportation and communications	33,142	56,800	60,400	33,762
Supplies	5,710	6,000	6,000	5,658
Professional services	5,858	20,000	20,000	9,936
Purchased services	158,185	165,900	165,900	163,280
Property, furnishings and equipment	5,487	5,500	4,000	8,686
<b>Total: Office of the Child and Youth Advocate</b>	<b>1,288,141</b>	<b>1,407,600</b>	<b>1,407,600</b>	<b>1,254,791</b>
<b>OFFICE OF THE INFORMATION AND PRIVACY COMMISSIONER</b>				
Salaries	1,067,777	1,089,100	1,131,400	910,450
Employee benefits	4,046	4,100	2,000	4,435
Transportation and communications	34,067	34,100	20,600	28,071
Supplies	7,134	9,700	6,500	9,757
Professional services	37,974	50,900	60,000	62,967
Purchased services	120,236	122,200	122,300	101,322
Property, furnishings and equipment	2,212	2,300	1,000	12,398
	1,273,446	1,312,400	1,343,800	1,129,400
Revenue - Provincial	(38)	-	-	(37)
<b>Total: Office of the Information and Privacy Commissioner</b>	<b>1,273,408</b>	<b>1,312,400</b>	<b>1,343,800</b>	<b>1,129,363</b>
<b>TOTAL: HOUSE OF ASSEMBLY AND ITS STATUTORY OFFICES</b>	<b>\$ 24,410,886</b>	<b>\$ 26,812,500</b>	<b>\$ 26,251,600</b>	<b>\$ 20,307,035</b>

See accompanying notes

**HOUSE OF ASSEMBLY AND ITS STATUTORY OFFICES  
 PROVINCE OF NEWFOUNDLAND AND LABRADOR  
 SCHEDULE OF GROSS EXPENDITURE AND UNEXPENDED BALANCES  
 For the Year Ended March 31**

	2016	2015
Original estimates (net)	\$ 26,251,600	\$ 21,136,300
Add transfers of estimates	560,900	299,300
Add back revenues estimates net of transfers and statutory payments	-	71,800
Original estimates of expenditure	26,812,500	21,507,400
Supplementary supply	-	-
<b>Total appropriation</b>	<b>26,812,500</b>	<b>21,507,400</b>
<b>Total net expenditure</b>	<b>24,410,886</b>	<b>20,307,035</b>
<b>Add: revenue</b>	<b>153,427</b>	<b>119,006</b>
<b>Total gross expenditure</b>	<b>24,564,313</b>	<b>20,426,041</b>
<b>Unexpended balance of appropriation</b>	<b>\$ 2,248,187</b>	<b>\$ 1,081,359</b>

*See accompanying notes*

**HOUSE OF ASSEMBLY AND ITS STATUTORY OFFICES**  
**PROVINCE OF NEWFOUNDLAND AND LABRADOR**  
**NOTES TO FINANCIAL INFORMATION**  
March 31, 2016

---

**Authority, nature of operations and basis of consolidation**

The House of Assembly of Newfoundland and Labrador consists of 40 Members each of whom has been elected by the voters in the Provincial district which they represent. The House of Assembly in conjunction with the Lieutenant-Governor is known as the Legislature and its main role is to be the official law maker for all Provincial legislation. The Assembly debates draft legislation, estimates etc. and approves legislation or amendments for signature by the Lieutenant-Governor (Royal Assent).

This financial information reflects the financial operations of the House of Assembly and its Statutory Offices, as defined by the *House of Assembly Accountability, Integrity and Administration Act* (the *Act*). This financial information does not include the financial information of the Office of the Auditor General, which is another Statutory Office of the House of Assembly. The financial information of the Office of the Auditor General is audited by an independent firm of public accountants and presented under separate cover.

**1. Summary of Significant Accounting Policies**

(a) Basis of Presentation

The Schedule of Assets and Liabilities has been prepared on the accrual basis of accounting, consistent with the basis of accounting used in the preparation of the Consolidated Summary Financial Statements of the Province of Newfoundland and Labrador.

The Schedule of Expenditure and Related Revenue and the Schedule of Gross Expenditure and Unexpended Balances have been prepared on the modified cash basis of accounting, consistent with the basis of accounting in the preparation of the Report on the Program Expenditures and Revenues of the Consolidated Revenue Fund. In addition to the actual expenditure and related revenue for the year, for information purposes, the Schedule of Expenditure and Related Revenue includes the original and amended estimates for the House of Assembly and its Statutory Offices.

The accounting policies are also consistent with those used in the preparation of the Consolidated Summary Financial Statements of the Province of Newfoundland and Labrador except that this financial information does not include a provision for accumulating non-vesting sick leave benefits and non-vesting severance benefits.

(b) Measurement Uncertainty

The preparation of financial information in conformity with the policies described in Note 1(a) requires management to make estimates and assumptions that affect the reported amounts of assets and liabilities at the date of the Schedule of Assets and Liabilities. Items requiring the use of significant estimates include the allowance for doubtful accounts and the useful lives of tangible capital assets.

Estimates are based on the best information available at the time of preparation of the financial information and are reviewed annually to reflect new information as it becomes available. Measurement uncertainty exists in this financial information. Actual results could differ from these estimates.

**HOUSE OF ASSEMBLY AND ITS STATUTORY OFFICES**  
**PROVINCE OF NEWFOUNDLAND AND LABRADOR**  
**NOTES TO FINANCIAL INFORMATION**  
**March 31, 2016**

**2. Cash held in trust**

The \$22,147 (2015 - \$1,825) of cash held in trust is held by the Office of the Chief Electoral Officer. There is a corresponding liability for this amount. These monies, including nomination fees, were deposited by candidates in General Elections and in by-elections from funds provided to the candidates in support of their respective election campaigns.

Candidates' nomination fees of \$200 per candidate are held until candidates file papers to have these fees reimbursed. Excess funds that exceed the campaign limits per the *Elections Act, 1991* are held in trust until the next Provincial general election.

**3. Accounts receivable**

	<u>2016</u>	<u>2015</u>
Due from Judgment Enforcements		
- former Members of the House of Assembly	\$ 262,950	\$ 298,698
Other amounts due from Judgment Enforcements	2,779,856	2,766,400
Miscellaneous amounts	4,830	5,060
	<u>3,047,636</u>	<u>3,070,158</u>
<u>Less: allowance for doubtful accounts</u>	<u>(2,779,856)</u>	<u>(2,766,400)</u>
<b><u>Total accounts receivable</u></b>	<b><u>\$ 267,780</u></b>	<b><u>\$ 303,758</u></b>

The accounts receivable and the related allowance for doubtful accounts for amounts due from Judgment Enforcements - former Members of the House of Assembly and Other amounts due from Judgment Enforcements were provided by the Office of the Comptroller General.

**4. Prepaid expenses**

	<u>2016</u>	<u>2015</u>
Prepaid expenses consists of:		
Memberships and subscriptions	\$ 53,423	\$ 52,378
Training and development	-	3,205
Travel and other	16,140	21,733
<b><u>Total prepaid expenses</u></b>	<b><u>\$ 69,563</u></b>	<b><u>\$ 77,316</u></b>

**HOUSE OF ASSEMBLY AND ITS STATUTORY OFFICES**  
**PROVINCE OF NEWFOUNDLAND AND LABRADOR**  
**NOTES TO FINANCIAL INFORMATION**  
**March 31, 2016**

**5. Tangible capital assets**

	2016			2015
	Original Cost	Accumulated Amortization	Net Book Value	Net Book Value
Furniture and equipment	\$1,475,566	\$ 871,723	\$ 603,843	\$ 703,886

These assets are amortized over a 10 year period.

**6. Accrued severance pay**

The liability for severance pay in the amount of \$3,467,030 (2015 - \$4,141,187) is reported on the accrual basis of accounting on the Schedule of Assets and Liabilities and is calculated based on years of service and current salary levels.

Members of the House of Assembly are eligible for severance pay when they cease to be Members. Severance pay for Members is based on one month's basic indemnity for each year of service and is prorated for part of the year's service. Minimum severance for Members is three months pay, while maximum is twelve months pay.

Severance pay for political support staff is based on the nature of the termination of employment. Entitlement to severance pay vests with one year or more of uninterrupted service. No provision has been made in this financial information for severance pay for political support staff with less than one year of uninterrupted service. Political support staff who have their employment terminated are entitled to severance pay equal to one month's salary for each complete year of continuous service. Minimum severance is three months pay, while maximum is twelve months pay. Political support staff who voluntarily resign their positions are entitled to one week's pay for each year of service up to a maximum of twenty weeks.

Severance pay vests with other employees after nine years of uninterrupted service, and accordingly no provision has been made in this financial information for employees who have less than nine years of uninterrupted service with the Province. Severance pay, at the rate of one week's pay for each year of service up to a maximum of twenty weeks pay, is payable when the employee ceases employment with the Province.



**HOUSE OF ASSEMBLY AND ITS STATUTORY OFFICES**  
**PROVINCE OF NEWFOUNDLAND AND LABRADOR**  
**NOTES TO FINANCIAL INFORMATION**  
March 31, 2016

---

**7. Pensions and Group Health and Life Insurance Benefits**

Members participate in the Members of the House of Assembly Pension Plan (MHA Pension Plan), as defined by the *Members of the House of Assembly Retiring Allowances Act*. Members who were contributing to another private or employer related pension plan may opt out of the MHA Pension Plan for their first General Assembly provided the decision is made prior to the first payment of salary. The Members are required to participate in the MHA Pension Plan upon subsequent re-election.

The staff of the House of Assembly and Statutory Offices participate in the Public Service Pension Plan (PSPP), as defined by the *Public Service Pension Act, 1991 (the Act)*, or the Government Money Purchase Pension Plan (GMPP).

Amounts are paid out of the Consolidated Revenue Fund (CRF) to match the pension contributions of Members and staff who participate in the PSPP or the MHA Pension Plan. Amounts are also paid out of the CRF to generally match the pension contributions of staff who participate in the GMPP. These amounts are costs of the Province of Newfoundland and Labrador and are not reflected in this financial information.

All PSPP contributions are remitted to the Public Service Pension Plan Corporation (the Corporation) from which pensions will be paid to staff when they retire. The plan is administered by the Corporation, including payment of pension benefits to employees to whom the *Act* applies.

Under the *Pensions Funding Act*, the Province is responsible for liabilities for the cost of future pensions in excess of the contributions made by Members of the MHA Pension Plan and the CRF. Any unfunded pension liabilities relating to Members of the House of Assembly are liabilities of the Province and are not reflected in this financial information.

All retired employees and Members of the Legislature who participate in the MHA Pension Plan or the PSPP are eligible to participate in the Province's Group Health and Life Insurance Program. Amounts are paid out of the CRF to match the amounts deducted from those who participate in this program. These amounts are costs of the Province of Newfoundland and Labrador and are not reflected in this financial information.

The Province is responsible for any liability relating to the group health and life insurance program. Any unfunded liabilities relating to the Members or staff of the House of Assembly and its Statutory Offices are liabilities of the Province and are not reflected in this financial information.

Details regarding the MHA Pension Plan, the PSPP, the GMPP and the Group, Health and Life Insurance Program are outlined in the Public Accounts of the Province of Newfoundland and Labrador.

**HOUSE OF ASSEMBLY AND ITS STATUTORY OFFICES**  
**PROVINCE OF NEWFOUNDLAND AND LABRADOR**  
**NOTES TO FINANCIAL INFORMATION**  
**March 31, 2016**

---

**8. Contractual obligations**

The House of Assembly and its Statutory Offices have outstanding contractual obligations in the amount of \$917,180 relating to the lease of office accommodations. The schedule of payments related to these leases for the next five years is as follows:

2017	\$ 371,804
2018	298,204
2019	180,491
2020	66,681
2021	<u>-</u>
	<u>\$ 917,180</u>

**9. Income taxes**

The House of Assembly and its Statutory Offices are not subject to Provincial or Federal income taxes.



Present at the meeting of the House of Assembly, Wednesday, 31st March 2016

**HOUSE OF ASSEMBLY  
AND ITS STATUTORY OFFICES  
MANAGEMENT CERTIFICATION**

**MARCH 31, 2016**

The Auditor General has conducted an audit of the financial statements of the House of Assembly and its Statutory Offices for the period from 1st January 2015 to 31st March 2016. The audit was conducted in accordance with the provisions of the Public Finance Management Act, No. 1 of 2015 and the Statutory Auditing Act, No. 1 of 2015. The audit was completed on 31st March 2016. The financial statements have been found to be true and fair in all material aspects. The Auditor General has no reservations to express regarding the financial statements. The Auditor General has also conducted an audit of the internal control system of the House of Assembly and its Statutory Offices. The internal control system has been found to be adequate and effective. The Auditor General has no reservations to express regarding the internal control system. The Auditor General has also conducted an audit of the compliance of the House of Assembly and its Statutory Offices with the provisions of the Public Finance Management Act, No. 1 of 2015 and the Statutory Auditing Act, No. 1 of 2015. The House of Assembly and its Statutory Offices have been found to be in compliance with the provisions of the Public Finance Management Act, No. 1 of 2015 and the Statutory Auditing Act, No. 1 of 2015. The Auditor General has no reservations to express regarding the compliance of the House of Assembly and its Statutory Offices with the provisions of the Public Finance Management Act, No. 1 of 2015 and the Statutory Auditing Act, No. 1 of 2015.

*[Signature]*  
Auditor General

*[Signature]*  
Chairman of the House of Assembly





**MANAGEMENT CERTIFICATION  
HOUSE OF ASSEMBLY – MARCH 31, 2016**

Pursuant to Paragraph 28(3)(l) of the *House of Assembly Accountability, Integrity and Administration Act*,

I, **Sandra Barnes**, Clerk of the House of Assembly of Newfoundland and Labrador, certify that:

1. I have reviewed the financial information of the House of Assembly and Statutory Offices, as defined in the *House of Assembly Accountability, Integrity and Administration Act*, for the period ending March 31, 2016;
2. Based on my knowledge, the financial information does not contain any untrue statement of a material fact or omit to state a material fact required to be stated or that is necessary to make a statement not misleading in light of the circumstances under which it was made, with respect to the period covered by the financial information;
3. Based on my knowledge, the annual financial information presents in all material respects the results of transactions at the House of Assembly and Statutory Offices as defined in the *House of Assembly Accountability, Integrity and Administration Act*, as of the date and for the periods presented;
4. I am responsible for establishing and maintaining disclosure controls and procedures and internal control over financial reporting for the House of Assembly and Statutory Offices as defined in the *House of Assembly Accountability, Integrity and Administration Act*, and I have:
  - (a) designed such disclosure controls and procedures, or caused them to be designed under my supervision, to provide reasonable assurance that material information relating to the House of Assembly and Statutory Offices, as defined in the *House of Assembly Accountability, Integrity and Administration Act*, is made known to me by others, particularly during the period in which the financial information is being prepared;
  - (b) designed such internal control over financial reporting, or caused it to be designed under my supervision, to provide reasonable assurance regarding the reliability of financial reporting and the preparation of financial information in accordance with the required policies;
  - (c) evaluated the effectiveness of the disclosure controls and procedures as of March 31, 2016 and am satisfied with the effectiveness based on such evaluation; and
  - (d) evaluated the effectiveness of the internal control over financial reporting as of March 31, 2016 and am satisfied with the effectiveness based on such evaluation.

  
Clerk of the House of Assembly

  
Date

**House of Assembly Management Commission  
Briefing Note**

**Title:** Caucus Operational Funding Grants

**Issue:** Caucus Operational Funding Expenditure Reports for 2015-2016

**Background:**

- At its February 2, 2010 meeting, the Commission approved the Caucus Operational Funding Grants Policy dated February 2010. **CM 2010-003 refers.**
- Section 6.0 of the policy requires each caucus to submit a report detailing expenditures on the use of this allocation to the Commission within 90 days after the end of each fiscal year.
- Normally, one report is received for the fiscal year. Due to the General Election on November 30, 2015, there are two reports for the 2015-16 reporting period. The first report covers the pre-election period. The second report covers the post-election period
- The reports detailing expenditures for the period 1 April 2015 to 31 March 2016 have been received from the Office of the Speaker, Government Members' Caucus, Official Opposition Caucus, and Third Party Caucus. The reports of each are attached.

**Analysis:**

**Legal Consultation:**

Not applicable

**Internal Consultation(s):**

Not applicable

**External Consultation(s):**

Not applicable

**Comparison to Government Policy:**

Not applicable

**Financial Impact:**

Not applicable

**Legislative Impact:**

Not applicable

**Options:**

- Not applicable

**Status:**

- All reports are received and attached.

**Action Required:**

- For reporting purposes only.

Prepared by: Bobbi Russell  
Date: November 9, 2016

Approved by: Sandra Barnes

**Attachments:**

1. Office of the Speaker 2015-2016 Annual Expense Reports
2. Government Members' Caucus 2015-2016 Annual Expense Reports
3. Official Opposition Caucus 2015-2016 Annual Expense Reports
4. Third Party Caucus 2015-2016 Annual Expense Reports

**Government Members Caucus  
Summary of Expenditures  
For the Period April 1, 2015 to November 30, 2015**

<b>Caucus Office and Staff</b>		
<b>Transportation and Communications</b>		
	Travel, meals and accommodations associated with hearings, caucus, and other meetings	\$ 12,478.21
	Travel, meals and accommodations associated with luncheons such as Board of Trade, Combined Councils of Labrador conference, and similar functions	\$ 678.00
	Travel, meals and accommodations associated with training and development	
	Taxis, couriers and other delivery charges	
	<b>Sub-Total</b>	<b>\$13,156.21</b>
<b>Supplies</b>		
	Newspapers, other subscriptions, resource materials	
	Gifts for visiting delegations or individuals, to a maximum of \$200 per gift	
	Flowers or similar tokens of respect on behalf of a caucus for funerals or serious illnesses of Members, former Members or political staff	
	Meals and food services for meetings and guests, or for staff outside normal working hours	
	Office supplies and operational expenses	\$ 2,554.87
	<b>Sub-Total</b>	<b>\$ 2,554.87</b>
<b>Purchased Services</b>		
	Registration or other fees associated with luncheons such as Board of Trade and similar functions	\$ -
	Processing fees for Access to Information requests	\$ -
	Media transcripts	\$ -
	Training and development registration fees	\$ -
	Standard banking charges	\$ 96.00
	Advertising, of a non-partisan nature, on behalf of the caucus	\$ -
	<b>Sub-Total</b>	<b>\$ 96.00</b>

**Government Members Caucus  
Summary of Expenditures  
For the Period April 1, 2015 to November 30, 2015**

<b>Members and Constituency Assistants - Caucus Meetings</b>	
--	--

<b>Transportation and Communications</b>		
	Travel, meals and accommodations	\$ -
<b>Supplies</b>		
	Office supplies, food services, water, other	
<b>Purchased Services</b>		
	Room rentals, advertising, printing, other	
	<b>Sub-Total</b>	<b>\$ -</b>

<b>Other (provide details)</b>		
	Insert details here	
	<b>Sub-Total</b>	<b>\$ -</b>

<b>Total Expenditures for FY</b>	<b>\$15,807.08</b>
----------------------------------	--------------------

<b>Opening Balance for FY</b>	<b>82,562.70</b>
<b>Total Deposits for FY</b>	<b>25,797.66</b>
<b>Total Expenditures for FY</b>	<b>15,807.68</b>
<b>Ending Balance for FY</b>	<b>72,552.68</b>



**Official Opposition Caucus  
Summary of Expenditures  
For the Period April 1, 2015 to January 2016**

<b>Caucus Office and Staff</b>		
<b>Transportation and Communications</b>		
	Travel, meals and accommodations associated with hearings, caucus, and other meetings	\$ 471.94
	Travel, meals and accommodations associated with luncheons such as Board of Trade, Combined Councils of Labrador conference, and similar functions	\$ 149.30
	Travel, meals and accommodations associated with training and development	
	Taxis, couriers and other delivery charges	\$ 218.09
	<b>Sub-Total</b>	<b>\$ 839.33</b>
<b>Supplies</b>		
	Newspapers, other subscriptions, resource materials	
	Gifts for visiting delegations or individuals, to a maximum of \$200 per gift	
	Flowers or similar tokens of respect on behalf of a caucus for funerals or serious illnesses of Members, former Members or political staff	
	Meals and food services for meetings and guests, or for staff outside normal working hours	\$ 259.44
	Office supplies and operational expenses	\$ 1,558.98
	<b>Sub-Total</b>	<b>\$ 1,818.42</b>
<b>Purchased Services</b>		
	Registration or other fees associated with luncheons such as Board of Trade and similar functions	\$
	Processing fees for Access to Information requests	\$
	Media transcripts	\$214.68
	Training and development registration fees	\$
	Standard banking charges	\$153.40
	Advertising, of a non-partisan nature, on behalf of the caucus	\$
	<b>Sub-Total</b>	<b>\$ 368.08</b>

**Official Opposition Caucus  
Summary of Expenditures  
For the Period April 1, 2015 to January 2016**

**Members and Constituency Assistants - Caucus Meetings**

<b>Transportation and Communications</b>		
	Travel, meals and accommodations	\$ 2,310.58
<b>Supplies</b>		
	Office supplies, food services, water, other	\$6,151.51
<b>Purchased Services</b>		
	Room rentals, advertising, printing, other	\$ 354.25
	<b>Sub-Total</b>	<b>\$ 8,816.34</b>

<b>Other (provide details)</b>		
	Insert details here	
	<b>Sub-Total</b>	<b>\$ -</b>

<b>Total Expenditures for FY</b>	<b>\$ 11,842.17</b>
----------------------------------	---------------------

<b>Opening Balance for FY</b>	<b>\$4,295.91</b>
<b>Total Deposits for FY</b>	<b>\$15,677.01</b>
<b>Total Expenditures for FY</b>	<b>\$11,842.17</b>
<b>Ending Balance for FY</b>	<b>\$ 8,130.75</b>

**Third Party Caucus  
Summary of Expenditures  
For the Period April 1, 2015 to November 29, 2015**

<b>Caucus Office and Staff</b>	
<b>Transportation and Communications</b>	
Travel, meals and accommodations associated with hearings, caucus, and other meetings	\$ 498.28
Travel, meals and accommodations associated with luncheons such as Board of Trade, Combined Councils of Labrador conference, and similar functions	\$ 1,705.93
Travel, meals and accommodations associated with training and development	\$ -
Taxis, couriers and other delivery charges	\$ -
<b>Sub-Total</b>	<b>\$ 2,114.21</b>
<b>Supplies</b>	
Newspapers, other subscriptions, resource materials	\$ 210.85
Gifts for visiting delegations or individuals to a maximum of \$200 per gift	\$ 331.17
Flowers or similar tokens of respect on behalf of a caucus for funerals or serious illnesses of Members, former Members or political staff	\$ 378.55
Meals and food services for meetings and guests, or for staff outside normal working hours	\$ 342.73
Office supplies and operational expenses	\$ 827.98
<b>Sub-Total</b>	<b>\$ 2,091.28</b>
<b>Purchased Services</b>	
Registration or other fees associated with luncheons such as Board of Trade and similar functions	\$ 906.23
Processing fees for Access to Information requests	\$ -
Media transcripts	\$ 745.80
Training and development registration fees	\$ 288.60
Standard banking charges	\$ 39.60
Rebate Standard banking charges	\$ (39.60)
<b>Sub-Total</b>	<b>\$ 1,940.63</b>

**Third Party Caucus  
Summary of Expenditures  
For the Period April 1, 2015 to November 29, 2015**

<b>Members and Constituency Assistants - Caucus Meetings</b>	
<b>Travel, meals and accommodations</b>	
Travel, meals and accommodations	\$ -
<b>Supplies</b>	
Office supplies, food services, water, other	\$ -
<b>Professional Services</b>	
Room rentals, advertising, printing, other	\$ -
<b>Sub-total</b>	<b>\$ -</b>
<b>Total</b>	<b>\$ 6,146.12</b>

Total Expenditures for the FY	\$ 6,146.12
Opening Balance for the FY	\$ 21,990.65
Total Deposits for the FY	\$ 7,370.76
Total Expenditures for the FY	\$ 6,146.12
Ending Balance for the FY	\$ 23,215.29

**SPEAKER'S OFFICE**  
Summary of Expenditures  
For the Period April 1, 2015 to Nov 29, 2015

**Caucus Office and Staff**

<b>Transportation and Communications</b>		
	Travel, meals and accommodations associated with hearings, caucus, and other meetings	
	Travel, meals and accommodations associated with luncheons such as Board of Trade, Combined Councils of Labrador conference, and similar functions	
	Travel, meals and accommodations associated with training and development	
	Taxis, couriers and other delivery charges	
	<b>Sub-Total</b>	\$ -

**Supplies**

	Newspapers, other subscriptions, resource materials	
	Gifts for visiting delegations or individuals, to a maximum of \$200 per gift	
	Flowers or similar tokens of respect on behalf of a caucus for funerals or serious illnesses of Members, former Members or political staff	
	Meals and food services for meetings and guests, or for staff outside normal working hours	989.68
	Office supplies and operational expenses	
	<b>Sub-Total</b>	\$ -

**Purchased Services**

	Registration or other fees associated with luncheons such as Board of Trade and similar functions	\$ -
	Processing fees for Access to Information requests	\$ -
	Media transcripts	\$ -
	Training and development registration fees	\$ -
	Standard banking charges	
	Advertising, of a non-partisan nature, on behalf of the caucus	\$ -
	<b>Sub-Total</b>	\$ -

**SPEAKER'S OFFICE**  
~~XX~~ Caucus  
 Summary of Expenditures  
 For the Period April 1, ~~XXXX~~ to March 31, ~~XXXX~~  
 2015 to Nov 29, 2015

<b>Members and Constituency Assistants - Caucus Meetings</b>
--

<b>Transportation and Communications</b>		
	Travel, meals and accommodations	\$ -
<b>Supplies</b>		
	Office supplies, food services, water, other	
<b>Purchased Services</b>		
	Room rentals, advertising, printing, other	
	<b>Sub-Total</b>	<b>\$ -</b>

<b>Other (provide details)</b>		
	Insert details here	
	<b>Sub-Total</b>	<b>\$ -</b>

<b>Total Expenditures for FY</b>	<b>\$989.68</b>
----------------------------------	-----------------

<b>Opening Balance for FY</b>	<b>914.59</b>
<b>Total Deposits for FY</b>	<b>921.35</b>
<b>Total Expenditures for FY</b>	<b>989.68</b>
<b>Ending Balance for FY</b>	<b>846.26</b>

**Government Members Caucus  
Summary of Expenditures  
For the Period December, 2015 to January 2016**

<b>Caucus Office and Staff</b>	
<b>Transportation and Communications</b>	
Travel, meals and accommodations associated with hearings, caucus, and other meetings	\$ -
Travel, meals and accommodations associated with luncheons such as Board of Trade, Combined Councils of Labrador conference, and similar functions	\$ -
Travel, meals and accommodations associated with training and development	\$ -
Taxis, couriers and other delivery charges	\$ -
<b>Sub-Total</b>	<b>\$ -</b>

<b>Supplies</b>	
Newspapers, other subscriptions, resource materials	\$ -
Gifts for visiting delegations or individuals, to a maximum of \$200 per gift	\$ -
Flowers or similar tokens of respect on behalf of a caucus for funerals or serious illnesses of Members, former Members or political staff	\$ -
Meals and food services for meetings and guests, or for staff outside normal working hours	
Office supplies and operational expenses	\$ 87.65
<b>Sub-Total</b>	<b>\$ 87.65</b>

<b>Purchased Services</b>	
Registration or other fees associated with luncheons such as Board of Trade and similar functions	\$
Processing fees for Access to Information requests	\$
Media transcripts	\$0.00
Training and development registration fees	\$ -
Standard banking charges	\$12.03
Advertising, of a non-partisan nature, on behalf of the caucus	\$ -
<b>Sub-Total</b>	<b>\$ 12.03</b>

**Members and Constituency Assistants - Caucus Meetings**

<b>Transportation and Communications</b>	
Travel, meals and accommodations	\$ -
<b>Supplies</b>	
Office supplies, food services, water, other	\$1,093.53
<b>Purchased Services</b>	
Room rentals, advertising, printing, other	
<b>Sub-Total</b>	<b>\$ 1,093.53</b>

<b>Other (provide details)</b>	
Insert details here	
<b>Sub-Total</b>	<b>\$ -</b>

<b>Total Expenditures for FY</b>	<b>\$ 1,193.21</b>
----------------------------------	--------------------

<b>Opening Balance for FY</b>	<b>(\$12.00)</b> ****
<b>Total Deposits for FY</b>	<b>\$13,993.65</b>
<b>Total Expenditures for FY</b>	<b>\$1,193.21</b>
<b>Ending Balance for FY</b>	<b>\$ 12,788.44</b>

\*\*\*\*As 2015 was a Provincial General Election year, House of Assembly rules state that bank balance is to be returned to Provincial Government (NL Exchequer). Therefore, monthly bank fee charge in negative until funds for Government Members Office approved and deposited.





**Official Opposition  
Summary of Expenditures  
For the Period December 15th, 2016 - March 31, 2016**

<b>Caucus Office and Staff</b>		
<b>Transportation and Communications</b>		
	Travel, meals and accommodations associated with hearings, caucus, and other meetings	\$ 1,443.17
	Travel, meals and accommodations associated with luncheons such as Board of Trade, Combined Councils of Labrador conference, and similar functions	
	Travel, meals and accommodations associated with training and development	
	Taxis, couriers and other delivery charges	\$ 313.65
	<b>Sub-Total</b>	<b>\$ 1,756.82</b>
<b>Supplies</b>		
	Newspapers, other subscriptions, resource materials	
	Gifts for visiting delegations or individuals, to a maximum of \$200 per gift	
	Flowers or similar tokens of respect on behalf of a caucus for funerals or serious illnesses of Members, former Members or political staff	
	Meals and food services for meetings and guests, or for staff outside normal working hours	\$ 49.91
	Office supplies and operational expenses	\$ 260.22
	<b>Sub-Total</b>	<b>\$ 310.13</b>
<b>Purchased Services</b>		
	Registration or other fees associated with luncheons such as Board of Trade and similar functions	\$ -
	Processing fees for Access to Information requests	\$ -
	Media transcripts	\$ -
	Training and development registration fees	\$ -
	Standard banking charges	\$ 102.26
	Advertising, of a non-partisan nature, on behalf of the caucus	\$ -
	<b>Sub-Total</b>	<b>\$ 102.26</b>

**Official Opposition  
Summary of Expenditures  
For the Period December 15th, 2016 - March 31, 2016**

<b>Members and Constituency Assistants - Caucus Meetings</b>	
--	--

<b>Transportation and Communications</b>		
	Travel, meals and accommodations	\$ 1,756.82
<b>Supplies</b>		
	Office supplies, food services, water, other	\$ 310.13
<b>Purchased Services</b>		
	Room rentals, advertising, printing, other	\$ 102.26
	<b>Sub-Total</b>	<b>\$ 2,169.21</b>

<b>Other (provide details)</b>		
	Insert details here	
	<b>Sub-Total</b>	<b>\$ -</b>

<b>Total Expenditures for FY</b>	<b>\$ 2,169.21</b>
----------------------------------	--------------------

<b>Opening Balance for FY</b>	<b>-9.25</b>
<b>Total Deposits for FY</b>	<b>\$ 3,731.64</b>
<b>Total Expenditures for FY</b>	<b>\$ 2,169.21</b>
<b>Ending Balance for FY</b>	<b>\$ 1,553.18</b>

**Third Party Caucus  
Summary of Expenditures  
For the Period Dec 1, 2015 to March 31, 2015**

**Caucus Office and Staff**

**Transportation and Communications**

Travel, meals and accommodations associated with hearings, caucus, and other meetings	\$ 555.62
Travel, meals and accommodations associated with luncheons such as Board of Trade, Combined Councils of Labrador conference, and similar functions	\$ 303.60
Travel, meals and accommodations associated with training and development	
Taxis, couriers and other delivery charges	\$ -
<b>Sub-Total</b>	<b>\$ 859.22</b>

**Supplies**

Newspapers, other subscriptions, resource materials	
Gifts for visiting delegations or individuals, to a maximum of \$200 per gift	
Flowers or similar tokens of respect on behalf of a caucus for funerals or serious illnesses of Members, former Members or political staff	
Meals and food services for meetings and guests, or for staff outside normal working hours	\$ 1,513.75
Office supplies and operational expenses	
<b>Sub-Total</b>	<b>\$ 1,513.75</b>

**Purchased Services**

Registration or other fees associated with luncheons such as Board of Trade and similar functions	
Processing fees for Access to Information requests	\$ -
Media transcripts	
Training and development registration fees	
Standard banking charges	\$ 19.82
Rebate Standard banking charges	
<b>Sub-Total</b>	<b>\$ 19.82</b>

**Members and Constituency Assistants - Caucus Meetings**

**Transportation and Communications**

Travel, meals and accommodations	\$ -
<b>Supplies</b>	
Office supplies, food services, water, other	\$ -
<b>Purchased Services</b>	
Room rentals, advertising, printing, other	
<b>Sub-Total</b>	\$ -
<b>Total</b>	\$ 2,392.79

Total Expenditures for the FY	\$ 2,392.79
Opening Balance for the FY	\$ -
Total Deposits for the FY	\$ 3,731.64
Total Expenditures for the FY	\$ 2,392.79
Ending Balance for the FY	\$ 1,338.85

**Speaker's Office**  
**Summary of Expenditures**  
**For the Period Nov. 30, 2015 to March 31, 2016**

<b>Caucus Office and Staff</b>		
<b>Transportation and Communications</b>		
	Travel, meals and accommodations associated with hearings, caucus, and other meetings	
	Travel, meals and accommodations associated with luncheons such as Board of Trade, Combined Councils of Labrador conference, and similar functions	
	Travel, meals and accommodations associated with training and development	
	Taxis, couriers and other delivery charges	
	<b>Sub-Total</b>	<b>\$ -</b>
<b>Supplies</b>		
	Newspapers, other subscriptions, resource materials	
	Gifts for visiting delegations or individuals, to a maximum of \$200 per gift	
	Flowers or similar tokens of respect on behalf of a caucus for funerals or serious illnesses of Members, former Members or political staff	
	Meals and food services for meetings and guests, or for staff outside normal working hours	<b>\$ 93.95</b>
	Office supplies and operational expenses	
	<b>Sub-Total</b>	<b>\$ 93.95</b>
<b>Purchased Services</b>		
	Registration or other fees associated with luncheons such as Board of Trade and similar functions	<b>\$ -</b>
	Processing fees for Access to Information requests	<b>\$ -</b>
	Media transcripts	<b>\$ -</b>
	Training and development registration fees	<b>\$ -</b>
	Standard banking charges	
	Advertising, of a non-partisan nature, on behalf of the caucus	<b>\$ -</b>
	<b>Sub-Total</b>	<b>\$ -</b>

**Speaker's Office**  
**Summary of Expenditures**  
 For the Period <sup>Nov 30,</sup> 2015 to March 31, 2016

<b>Members and Constituency Assistants - Caucus Meetings</b>	
--	--

<b>Transportation and Communications</b>		
	Travel, meals and accommodations	\$ -
<b>Supplies</b>		
	Office supplies, food services, water, other	\$ 45.91
<b>Purchased Services</b>		
	Room rentals, advertising, printing, other	
	<b>Sub-Total</b>	<b>\$ 45.91</b>

<b>Other (provide details)</b>		
	Insert details here	
	<b>Sub-Total</b>	<b>\$ -</b>

<b>Total Expenditures for FY</b>	<b>\$ 139.86</b>
----------------------------------	------------------

Opening Balance for FY	20.89
Total Deposits for FY	416.46
Total Expenditures for FY	139.86
Ending Balance for FY	<del>317.49</del>

347.49



**AUDITOR  
GENERAL**  
of Newfoundland and Labrador

---

July 15, 2016

Honourable Tom Osborne  
Chair  
House of Assembly Management Commission  
House of Assembly  
P.O. Box 8700  
St. John's, Newfoundland and Labrador  
A1B 4J6

Dear Mr. Osborne:

**Re: Salary Disparities - Office of the Auditor General**

On April 15, 2015, the Province implemented the Job Evaluation System (JES) for bargaining unit employees. The implementation of the JES has created a salary disparity for two employees of the Office of the Auditor General (OAG) and has also resulted in bargaining unit employees having the potential to earn a higher salary than employees on the management (HL) pay plan in more senior positions. The OAG is the only Statutory Office with employees who are members of a bargaining unit.

**Salary Disparity - Similar Positions**

The OAG currently has a circumstance where two employees who were promoted, through a job competition, from an Auditor III (bargaining unit position - GS37) to an Audit Senior (HL-21) prior to the introduction of the JES. These employees currently earn less than fellow Audit Seniors who were promoted after the introduction of the JES.

The following table illustrates the development of the disparity for one of the impacted employees. The employee, who was promoted to Audit Senior prior to April 15, 2015, currently earns \$4,112 per annum less than an employee who was promoted to a temporary Audit Senior position nine months later. This anomaly arose because of the timing of the implementation of the JES and the timing of the initial promotion.

Table 1

	Action	Employee		Similar Position	
		Position	Salary	Salary	Position
March 12, 2015		Auditor III	60,005	56,693	Auditor III
March 13, 2015	Promotion (Permanent)	Senior	63,870	56,693	Auditor III
April 1, 2015	3% raise - bargaining unit	Senior	63,870	58,366	Auditor III
April 15, 2015	Implementation of JES	Senior	63,870	64,555	Auditor III
April 30, 2015	Step Increase	Senior	63,870	68,450	Auditor III
May 4, 2015	Step Increase	Senior	66,266	68,450	Auditor III
July 1, 2015	3% raise - non-bargaining	Senior	68,253	68,450	Auditor III
Dec 10, 2015	Promotion (Temporary)	Senior	68,253	72,365	Senior
Current		Senior	70,720	74,832	Senior

A second employee has been impacted in a similar manner.

### Salary Disparity - Management and Bargaining

The implementation of the JES on April 15, 2015 resulted in the salaries for Auditor IIIs increasing from \$65,211 to \$72,236, an increase of \$7,025.

As indicated, we have one Audit Senior who earns \$70,720 per year and a second Audit Senior who earns \$68,253 annually. This compares to Auditor IIIs at the top of the scale earning \$72,236. Audit Seniors often supervise the work of Auditor IIIs.

### Request

We are requesting that the House of Assembly Management Commission authorize the Auditor General to increase the salaries of [REDACTED] and [REDACTED] by 5 steps on the HL 21 scale effective June 29, 2016. This adjustment would address the salary disparity for [REDACTED] immediately and for [REDACTED] on December 1, 2016 when she receives her next step increase.



Thank you for your attention to this matter.

Yours truly,

A handwritten signature in black ink, appearing to read 'Terry Paddon', with a long horizontal flourish extending to the right.

**TERRY PADDON, CPA, CA**  
**Auditor General**

Thank you for your attention to this matter.

Yours truly,



TERRY J. ADAMS, CPA, CA  
Adams Consulting

**House of Assembly Management Commission  
Briefing Note**

**Title:** 2016 Members' Compensation Review Committee (MCRC) Recommendations

**Issue:** Recommendation 28 – Appointment of sub-committee to review Intra/Extra Constituency Allowances for all Districts

**Background:**

- The 2016 MCRC made the following recommendation with respect to the determination of Intra/Extra Constituency Allowance for all Districts:

28. 3. *The Management Commission shall:*

- a. strike a sub-committee within 30 days of this Report being presented to the Speaker to assess the realistic level of the I&E Allowances for all districts using the assumptions we have identified as well as any other assumptions that may be relevant;*
  - b. not secure an independent review of this recommendation but rather utilize public servant resources to assist the Management Commission with this task;*
  - d. ensure the sub-committee includes representation from the Economics and Statistics Branch of the Department of Finance, the Clerk of the House of Assembly, the Chief Financial Officer or their designates;*
  - e. require the sub-committee shall present its recommendations to the Management Commission within 120 days of being struck;*
  - f. within 60 days of the report from the sub-committee, utilize their legislative authority pursuant to sections 20 and 64 of the Act to determine the I&E Allowances for each district.*
- In the 2007 report “Rebuilding Confidence, Report of the Review Commission on Constituency Allowances and Related Matters”, Chief Justice Green provided the Intra Constituency Amounts for each district in Appendix 10.3. A 20% reduction was applied to each district as a cost savings measure in 2013. In 2014, redistribution of allowances was made between districts to accommodate shortfalls in 4 districts. In 2015, changes were necessary to this allowance as a result of changes recommended by the 2015 NL Electoral Boundaries Commission.

- In assessing the reasonableness of the existing I/E Allowances, MCRC was unable to come up with a formula or mechanism to determine I& E allowances for each district due to the time limitations of the report.
- The Committee recommended that the Commission appoint a sub-committee which would include representation from the Economics and Statistics Branch, Department of Finance, the Clerk of the House of Assembly, and the Chief Financial Officer or their designates.
- As outlined in subsection 16(6) of the *House of Assembly Accountability, Integrity and Administration Act*, the Commission has the power to modify the recommendations but does not have the authority to exceed the maximum amounts recommended by the MCRC.
- Information with respect to the Committee's rationale for the recommendation is on pages 52-57 of the 2016 MCRC Report.

**Analysis:**

**Legal Consultation:**

Law Clerk – House of Assembly

**Internal Consultation(s):**

Corporate & Members' Services

**External Consultation(s):**

N/A

**Comparison to Government Policy:**

N/A

**Financial Impact:**

Cannot be determined at this time.

**Legislative Impact:**

N/A

**Options:**

- The Commission accepts recommendation 28 and directs that a sub-committee be appointed to assess the realistic level of the I &E Allowances for all districts, under the terms and conditions outlined in this recommendation.
- The Commission modifies recommendation 28.

**Status:**

- Current provisions of the *Members' Resources and Allowances Rules* remain in effect.

**Action Required:**

- The direction of the Commission is requested.

Prepared by: Marie Keefe  
Date: November 15, 2016

Approved by: Sandra Barnes

**House of Assembly Management Commission  
Briefing Note**

**Title:** 2016 Members' Compensation Review Committee (MCRC) Recommendations

**Issue:** Recommendation 19 & 20 – RFP Accommodations (Travel & Living Allowance)

**Background:**

- The 2016 MCRC made the following recommendation regarding accommodations for Members when the House is in Session or when the House is not in Session:
  19. *Within 60 days of the receipt of this report, the Management Commission shall place a request for proposals (RFP) for hotel and apartment-type accommodations in the Capitol Region. The RFP shall provide for the Member keeping his/her room available for the duration that the House is in Session (as that term is defined in paragraph 28 (c) of the Rules).*
  20. *Members who wish to occupy a hotel or apartment-type accommodations, whether the House is in Session or whether the House is not in Session, will be required to use the accommodations acquired through the RFP process.*
- Currently, the *Members' Resources and Allowances Rules* (the Rules) allow Members to claim one of the following options for accommodations in the Capital Region:
  - Secondary residence (declared by affidavit) - \$53 for each night occupied
  - Private accommodations - \$53 for each night occupied
  - Temporary accommodations - Actual cost of standard room for each night occupied
- The Rules restrict Members to a standard room, overnight parking fees and incidentals. Members are not restricted to a particular hotel(s) and the actual costs of hotel accommodations are reimbursed to the Member.
- MCRC recommends that the Management Commission place a Request for Proposal (RFP) for hotel and apartment-type accommodations in the Capital Region to ensure the best rate for Members. Members who wish to occupy a hotel or apartment-type accommodations, whether the House is in Session or whether the House is not in session, will be required to use the accommodations selected through the RFP process.
- MCRC acknowledged that it can be stressful for an MHA to constantly check in/out of hotel accommodations when the House is in Session (HIS) and recommended that the RFP provide for the Member keeping his/her room for the duration that the House is in Session so the Member can avoid having to “move out” each time the House breaks for the weekend.

- As outlined in subsection 16(6) of the *House of Assembly Accountability, Integrity and Administration Act*, the Commission has the power to modify the recommendations but does not have the authority to exceed the maximum amounts recommended by the MCRC.
- Information with respect to the Committee's rationale for the recommendation is on page 47 of the 2016 MCRC Report.

**Analysis:**

**Legal Consultation:**

Law Clerk – House of Assembly

**Internal Consultation(s):**

Corporate & Members' Services

**External Consultation(s):**

N/A

**Comparison to Government Policy:**

N/A

**Financial Impact:**

Cannot be assessed at this time.

**Legislative Impact:**

N/A.

**Options:**

- The Commission accepts recommendations 19 & 20 and directs House officials to issue a request for proposals (RFP) for hotel and apartment-type accommodations in the Capitol Region, with the terms and conditions outlined in these recommendations.
- The Commission modifies recommendations 19 & 20.

**Status:**

- Current provisions of the *Members' Resources and Allowances Rules* remain in effect.

**Action Required:**

- The direction of the Commission is requested.

Prepared by: Marie Keefe  
Date: November 15, 2016

Approved by: Sandra Barnes

**House of Assembly Management Commission  
Briefing Note**

**Title:** 2016 Members' Compensation Review Committee (MCRC) Recommendations

**Issue:** Recommendations 1 & 2 – MHA Salaries

**Background:**

- The 2016 MCRC made the following recommendations regarding MHA salaries:
  1. *Commencing with the completion of the next public sector union negotiations, MHA salaries shall be adjusted in accordance with the average negotiated percentage adjustments related to the following collective agreements :*
    - a. *General Service Contract*
    - b. *Health Professionals Contract*
    - c. *Registered Nurses Union Contract*
    - d. *Royal Newfoundland Constabulary Association Contract*
  2. *The adjustment to MHA salaries shall occur within 30 days of implementation of the adjustments to the last of these four collective agreements.*
- MHA salaries are specified under section 11 of the *House of Assembly Accountability, Integrity and Administration Act* (the Act). Currently the base MHA salary is \$95,357.
- No adjustments to MHA salaries have been made since 2008.
- In 2012, the MCRC recommended that MHA salaries be adjusted each year in accordance with the Consumer Price Index. That recommendation was not accepted by the Management Commission, and MHA salaries were frozen until reviewed by the next MCRC, which is the 2016 MCRC.
- Based on their consultations with the public, including current and former MHAs, MCRC recommended that MHA salaries be adjusted in accordance with the average public sector adjustments each year - a similar mechanism by which MHA salaries were adjusted in the past. The Committee did not recommend a “delay” in the implementation of the public service rate to MHA salaries, but recommended the adjustment should happen within 30 days of implementation of the adjustments to the last of the four collective agreements identified in recommendation 1.
- As outlined in subsection 16(6) of the *House of Assembly Accountability, Integrity and Administration Act*, the Commission has the power to modify the recommendations but



does not have the authority to exceed the maximum amounts recommended by the MCRC.

- Information with respect to the Committee's rationale for these recommendations is on pages 26 -31 of the 2016 MCRC Report.

**Analysis:**

**Legal Consultation:**

Law Clerk – House of Assembly

**Internal Consultation(s):**

Corporate & Members' Services

**External Consultation(s):**

N/A

**Comparison to Government Policy:**

N/A

**Financial Impact:**

The financial impact will not be known until the time an adjustment is required.

**Legislative Impact:**

If recommendations 1 and 2 are accepted, amendments will be required to subsection 11(1) of the *House of Assembly Accountability, Integrity and Administration Act.*:

**Options:**

- The Commission accepts recommendations 1 & 2 and direct that MHA salaries shall be adjusted in accordance with those recommendations.
- The Commission modifies recommendations 1 & 2.

**Status:**

- MHA salaries as currently outlined in Section 11(1) of the Act remain in effect.

**Action Required:**

- The direction of the Commission is requested.

Prepared by: Marie Keefe  
Date: November 15, 2016

Approved by: Sandra Barnes

**House of Assembly Management Commission  
Briefing Note**

**Title:** 2016 Members' Compensation Review Committee (MCRC) Recommendations

**Issue:** Recommendations 3 to 6 – Legislative Office Holder Salaries

**Background:**

- The 2016 MCRC made the following recommendations regarding salaries paid to legislative office holder positions:
  3. *Legislative Office salaries shall not be adjusted in accordance with the Committee recommendations regarding MHA salaries during the 48<sup>th</sup> General Assembly;*
  4. *Subsection 12(1) of the Act be amended to change the salaries of the following Legislative Offices, effective April 1, 2017:*
    - a. *Speaker of the House - \$48,665*
    - b. *Deputy Speaker and Chair of Committees - \$12,166*
    - c. *Leader of the Official Opposition - \$48,665*
    - d. *Opposition House Leader - \$24,330*
    - e. *Leader of the Third Party - \$24,330*
    - f. *Chair of the Public Accounts Committee - \$12,166*
    - g. *Vice-Chair of the Public Accounts Committee - \$9,300*
  5. *Subsection 12(1) of the Act be amended such that there be no salary for the following Legislative Offices, effective April 1, 2017:*
    - a. *Deputy Chair of Committees;*
    - b. *Deputy Opposition House Leader;*
    - c. *Party Whip; and*
    - d. *Caucus Chair.*
  6. *Subsection 12(1) of the Act be amended to add a Legislative Office position and salary as follows:*
    - a. *Third Party House Leader - \$12,166*
- The MCRC recommended that all Legislative Office holder salaries, except for the Leader of the Third Party, be reduced by 10%, effective April 1, 2017. They

recommended a further reduction (in addition to the 10%) to the salary for Deputy Speaker/Chair of Committees.

- The Committee recommended an increase to the salary of the Leader of the Third Party, and added a position of Third Party House Leader which does not currently exist.
- As outlined in subsection 16(6) of the *House of Assembly Accountability, Integrity and Administration Act*, the Commission has the power to modify the recommendations but does not have the authority to exceed the maximum amounts recommended by the MCRC.
- Information with respect to the Committee's rationale for these recommendations is on pages 31 to 36 of the 2016 MCRC Report.

### **Analysis:**

#### **Legal Consultation:**

Law Clerk – House of Assembly

#### **Internal Consultation(s):**

Corporate & Members' Services

#### **External Consultation(s):**

N/A

#### **Comparison to Government Policy:**

N/A

#### **Financial Impact:**

Acceptance of these recommendations will result in overall budget savings.

#### **Legislative Impact:**

If recommendations 3 – 6 are accepted, amendments will be required to subsection 12(1) of the *House of Assembly Accountability, Integrity and Administration Act*.

### **Options:**

#### **Recommendation 3**

- The Commission accepts recommendation 3 that Legislative Office salaries shall not be adjusted in accordance with the Committee recommendations regarding MHA salaries during the 48th General Assembly.
- The Commission modifies recommendation 3.

#### **Recommendation 4**

- The Commission accepts recommendation 4 that subsection 12(1) of the Act be amended to change the salaries of the following Legislative Offices, effective April 1, 2017:
  - a. Speaker of the House - \$48,665
  - b. Deputy Speaker and Chair of Committees - \$12,166
  - c. Leader of the Official Opposition - \$48,665
  - d. Opposition House Leader - \$24,330
  - e. Leader of the Third Party - \$24,330
  - f. Chair of the Public Accounts Committee - \$12,166
  - g. Vice-Chair of the Public Accounts Committee - \$9,300
  
- The Commission modifies recommendation 4.

#### **Recommendation 5**

- The Commission accepts recommendation 5 that subsection 12(1) of the Act be amended such that there be no salary for the following Legislative Offices, effective April 1, 2017:
  - a. Deputy Chair of Committees;
  - b. Deputy Opposition House Leader;
  - c. Party Whip; and
  - d. Caucus Chair.
  
- The Commission modifies recommendation 5

#### **Recommendation 6**

- The Commission adopts recommendation 6 that subsection 12(1) of the Act be amended to add a Legislative Office position and salary as follows:
  - a. Third Party House Leader - \$12,166
  
- The Commission modifies recommendation 6.

#### **Status:**

- Legislative Office holder salaries as currently outlined in Section 12(1) of the Act remain in effect.

#### **Action Required:**

- The direction of the Commission is requested.

Prepared by: Bobbi Russell  
Date: November 8, 2016

Approved by: Sandra Barnes

**House of Assembly Management Commission  
Briefing Note**

**Title:** 2016 Members' Compensation Review Committee (MCRC) Recommendations

**Issue:** Recommendation 10, 11, & 17 - Seasonal and Special Occasion Cards & Greetings; Office Operations, Supplies & Communications

**Background:**

- The 2016 MCRC made the following recommendation respecting seasonal and special occasion cards and greetings (under Office Operations, Supplies & Communications):

*10. The recovery of expenses incurred for seasonal and special occasion cards is prohibited. Paragraph 24(j) of the Rules is to be repealed.*

*11. Recovery of expenses incurred for advertising of messages of welcome, greetings and congratulations is prohibited, except for the recognition of national, provincial, constituency level weeks, days and events. Members may still include messages of welcome, greetings and congratulations in MHA newsletters.*

- The 2016 MCRC made the following recommendation with respect to the Office Operations, Supplies & Communications allowance:

*17. This allowance shall remain capped at \$12,000 (inclusive of HST)*

- Currently, as outlined in Section 24 of the *Members' Resources and Allowances Rules* (the Rules), a Member can claim the costs associated with purchasing and sending greeting cards to constituents to mark significant occasions/seasonal greetings. A Member can also claim expenses related to advertising of messages of welcome, greetings and congratulations.
- The 2016 MCRC recommends that Section 24 of the Rules be amended such that recovery of expenses (postage, photography, printing, etc.) incurred for seasonal and special occasion cards be prohibited. It also recommends that recovery of expenses for advertising of messages of welcome, greetings and congratulations be prohibited, except for those events identified in recommendation 11.
- The rationale is that seasonal greetings and the marking of special events can be accommodated in MHA newsletters, or should come from an MHA's personal resources should he/she wish to send seasonal/special occasion cards or greetings.
- Although the Committee has recommended that some expenses under this category of allowances be eliminated, the Committee recommends that the allowance amount of \$12,000 remain the same.

- As outlined in subsection 16(6) of the *House of Assembly Accountability, Integrity and Administration Act*, the Commission has the power to modify the recommendations but does not have the authority to exceed the maximum amounts recommended by the MCRC.
- Information with respect to the Committee’s rationale for the recommendation is on pages 42 and 43 of the 2016 MCRC Report.

**Analysis:**

**Legal Consultation:**

Law Clerk – House of Assembly

**Internal Consultation(s):**

Corporate & Members’ Services

**External Consultation(s):**

N/A

**Comparison to Government Policy:**

N/A

**Financial Impact:**

Acceptance of recommendation 10 & 11 may result in overall budget savings.

**Legislative Impact:**

If recommendations 10 & 11 are accepted, amendments will be required to paragraphs 24(i) and (j) of the *Members’ Resources and Allowances Rules*.

**Options:**

**Recommendations 10 & 11**

- The Commission accepts recommendation 10 and 11 that the recovery of expenses incurred for seasonal and special occasion cards and messages of welcome, greetings and congratulations are prohibited.
- The Commission modifies recommendation 10 and 11.

**Recommendation 17**

- The Commission accepts recommendation 17 that the Office Operations, Supplies & Communications remain capped at \$12,000 (inclusive of HST).
- The Commission modifies recommendation 17

**Status:**

- Current provisions of the *Members' Resources and Allowances Rules* remain in effect.

**Action Required:**

- The direction of the Commission is requested.

Prepared by: Bobbi Russell  
Date: November 8, 2016

Approved by: Sandra Barnes

**House of Assembly Management Commission  
Briefing Note**

**Title:** 2016 Members' Compensation Review Committee (MCRC) Recommendations

**Issue:** Recommendation 16 – Promotional Items

**Background:**

- The 2016 MCRC made the following recommendation with respect to promotional items supplied to MHAs by the House of Assembly:

*16. Upon determination by the HOA as to the promotional items it has budgeted, such promotional items shall be made available to the MHAs based on the population in their respective districts, on a pro rata basis.*

- The HOA supplies MHAs with promotional items for use in the districts. Such material includes lapel pins, provincial flag, certificates, certificate holders, business cards and letterhead. These are provided pursuant to section 27 of the *Members Resources and Allowances Rules*.
- The HOA, as with Government departments, must budget its needs. While it is important that all Members have access to the promotional items provided by the HOA, it is equally important to accept that there is a limited means by which such material can be supplied.
- This Committee recommends that, upon determination by the HOA as to the promotional items it has budgeted, such promotional items shall be made available to the MHAs based on the population of their district, on a pro rata basis.
- As outlined in subsection 16(6) of the *House of Assembly Accountability, Integrity and Administration Act*, the Commission has the power to modify the recommendations but does not have the authority to exceed the maximum amounts recommended by the MCRC.
- Information with respect to the Committee's rationale for the recommendation is on page 45 of the 2016 MCRC Report.

**Analysis:**

**Legal Consultation:**

Law Clerk – House of Assembly

**Internal Consultation(s):**

Corporate & Members' Services



**External Consultation(s):**

N/A

**Comparison to Government Policy:**

N/A

**Financial Impact:**

To be determined.

**Legislative Impact:**

N/A

**Options:**

- The Commission accepts recommendation 16 that, upon determination by the HOA as to the promotional items it has budgeted, such promotional items shall be made available to the MHAs based on the population in their respective districts, on a pro rata basis.
- The Commission modifies recommendation 16.

**Status:**

- Current provisions of the *Members' Resources and Allowances Rules* remain in effect.

**Action Required:**

- The direction of the Commission is requested.

Prepared by: Marie Keefe  
Date: November 16, 2016

Approved by: Sandra Barnes

**House of Assembly Management Commission  
Briefing Note**

**Title:** 2016 Members' Compensation Review Committee (MCRC) Recommendations

**Issue:** Recommendation 18 – Definition of Private Accommodations (Travel and Living Allowance)

**Background:**

- The 2016 MCRC made the following recommendation regarding the definition of private accommodations (under Travel and Living Allowance):

*18. Paragraph 28(e) "Private Accommodation" shall be amended to delete the reference to Members' children.*

- Currently, the definition of private accommodations under the *Members' Resources and Allowances Rules* (the Rules), prohibits a Member from claiming the per diem (\$53/night) for such accommodations when staying with his/her children.
- The 2016 MCRC is recommending that the definition of private accommodations be amended to remove the reference to Members' children, allowing them to claim the nightly per diem for private accommodations when staying with their children.
- As outlined in subsection 16(6) of the *House of Assembly Accountability, Integrity and Administration Act*, the Commission has the power to modify the recommendations but does not have the authority to exceed the maximum amounts recommended by the MCRC.
- Information with respect to the Committee's rationale for the recommendation is on pages 46 and 47 of the 2016 MCRC Report.

**Analysis:**

**Legal Consultation:**

Law Clerk – House of Assembly

**Internal Consultation(s):**

Corporate & Members' Services

**External Consultation(s):**

N/A

**Comparison to Government Policy:**

The Ministerial Expense Policy in the Executive Branch does not include the restriction for children in the definition of private accommodations.

**Financial Impact:**

Cannot be determined at this time.

**Legislative Impact:**

If recommendation 18 is accepted, an amendment will be required to paragraph 28(e) of the *Members' Resources and Allowances Rules*.

**Options:**

- The Commission accepts recommendation 18 that Paragraph 28(e) "Private Accommodation" be amended to delete the reference to Members' children.
- The Commission modifies recommendation 18.

**Status:**

- Current provisions of the *Members' Resources and Allowances Rules* remain in effect.

**Action Required:**

- The direction of the Commission is requested.

Prepared by: Bobbi Russell  
Date: November 8, 2016

Approved by: Sandra Barnes

**House of Assembly Management Commission  
Briefing Note**

**Title:** 2016 Members' Compensation Review Committee (MCRC) Recommendations

**Issue:** Recommendation 21 – Annual Lump Sum for Temporary Accommodations in Capital Region (Travel & Living Allowance)

**Background:**

- The 2016 MCRC made the following recommendation regarding the option for Members to choose an annual lump sum for temporary accommodations in the Capital Region (under Travel and Living Allowance):

*21. A Member may opt to receive a lump sum for his/her accommodations rather than avail of the Secondary Accommodation, Private Accommodation or Temporary Accommodation:*

- a. such lump sum shall be a taxable benefit to the Member;*
- b. shall apply to the Capital Region only, for the entire fiscal year, whether the House in Session or the House not in Session;*
- c. the Member must elect this option no later than 30 days before the commencement of the fiscal year. If he/she does not so elect, the Member will not be permitted this option and shall have to choose from the Secondary Accommodation, Private Residence or Temporary Accommodation options;*
- d. The lump sum will be calculated as follows:*
  - i. Using the average number of days the House is in Session calculated over an 8 year period (2008/09 to 2015/16 the average sitting days of the House was 51)*

*multiplied by*
  - ii. the Temporary Accommodation rate (at the RFP price).*
- e. the Member may not seek other accommodation expense reimbursement for the remainder of that fiscal year;*
- f. if the Member leaves office prior to the end of the fiscal year, the Member must repay the lump sum on a pro rata basis.*

- Currently, the *Members' Resources and Allowances Rules* (the Rules) allow Members to claim one of the following options for accommodations in the Capital Region:

- Secondary residence (declared by affidavit) - \$53 for each night occupied
  - Private accommodations - \$53 for each night occupied
  - Temporary accommodations - Actual cost of standard room for each night occupied
- The 2016 MCRC is recommending that in addition to the options above, Members have the option to choose an annual lump sum for accommodations in the Capital Region. The lump sum would be a taxable benefit, and cannot be selected if the Member maintains a secondary residence (declared by affidavit) in the Capital Region.
  - If the Member chooses the annual lump sum, he/she will not be entitled to any other accommodation expenses in the Capital Region (House in Session or House not in Session) for the remainder of the fiscal year.
  - The lump sum will be calculated based on the average number of days the House was in Session over an 8-year period, multiplied by the temporary accommodation rate secured through the RFP process outlined in recommendation 19 (see BN2016-030). It is noted that should a parliamentary calendar be adopted, the Rules would require modification to specify the actual days in the calendar rather than an average number of days as recommended.
  - As outlined in subsection 16(6) of the *House of Assembly Accountability, Integrity and Administration Act*, the Commission has the power to modify the recommendations but does not have the authority to exceed the maximum amounts recommended by the MCRC.
  - Information with respect to the Committee's rationale for the recommendation is on pages 47 and 48 of the 2016 MCRC Report.

**Analysis:**

**Legal Consultation:**

Law Clerk – House of Assembly

**Internal Consultation(s):**

Corporate & Members' Services

**External Consultation(s):**

N/A

**Comparison to Government Policy:**

N/A

**Financial Impact:**

Cannot be assessed at this time.

**Legislative Impact:**

If recommendation 21 is accepted, an amendment will be required to section 30 of the *Members' Resources and Allowances Rules*.

**Options:**

- The Commission accepts recommendation 21 that Members be provided the option to choose an annual lump sum for temporary accommodations in the Capital Region (under Travel and Living Allowance), with the terms and conditions provided for in that recommendation.
- The Commission modifies recommendation 21.

**Status:**

- Current provisions of the *Members' Resources and Allowances Rules* remain in effect.

**Action Required:**

- The direction of the Commission is requested.

Prepared by: Bobbi Russell  
Date: November 8, 2016

Approved by: Sandra Barnes

**House of Assembly Management Commission  
Briefing Note**

**Title:** 2016 Members' Compensation Review Committee (MCRC) Recommendations

**Issue:** Recommendation 24 – Mileage Allowance within Commuting Distance

**Background:**

- The 2016 MCRC made the following recommendation regarding Members ability to claim mileage allowance when travelling within commuting distance (60 km zone).

*24. There will be no mileage allowance for any Member travelling within the 60 km zone (commuting distance). This restriction does not apply to Intra/Extra Constituency Allowance*

- Currently, subsection 29(1) of the Members Resources and Allowances Rules states that:

*29. (1) A member who travels*

- (a) to and from the capital region when the House of Assembly is in session;*
- (b) to and from the capital region for constituency business when the House of Assembly is not in session; or*
- (c) to and from his or her permanent residence which is not in his or her district to that district*

*may claim for travel and living allowance only where the member*

- (d) is engaged in constituency business; and*
- (e) is outside commuting distance of the member's permanent residence.*

- Essentially, Members who live within commuting distance may not claim mileage and those who reside outside commuting distance may claim mileage. The view of the Committee was that there is little fairness between Members who are “close” to the commuting distance, and people in this province travel far greater distances to and from their place of work and receive no benefit for such travel.
- The Committee recommended that there be no mileage allowance for any Member travelling within the 60 km zone, which they felt would place all Members who travel within the 60 km zone on the same footing.
- As outlined in subsection 16(6) of the *House of Assembly Accountability, Integrity and Administration Act*, the Commission has the power to modify the recommendations but

does not have the authority to exceed the maximum amounts recommended by the MCRC.

- Information with respect to the Committee's rationale for the recommendation is on page 49 of the 2016 MCRC Report.

**Analysis:**

**Legal Consultation:**

Law Clerk – House of Assembly

**Internal Consultation(s):**

Corporate & Members' Services

**External Consultation(s):**

N/A

**Comparison to Government Policy:**

N/A

**Financial Impact:**

Cannot be assessed at this time.

**Legislative Impact:**

If recommendation 24 is accepted, an amendment will be required to section 29 of the *Members' Resources and Allowances Rules*.

**Options:**

- The Commission accepts recommendation 24 that there will be no mileage allowance for any Member travelling within the 60 km zone (commuting distance). This restriction does not apply to Intra/Extra Constituency Allowance.
- The Commission modifies recommendation 24.

**Status:**

- Current provisions of the *Members' Resources and Allowances Rules* remain in effect.

**Action Required:**

- The direction of the Commission is requested.

Prepared by: Marie Keefe  
Date: November 15, 2016

Approved by: Sandra Barnes



**House of Assembly Management Commission  
Briefing Note**

**Title:** 2016 Members' Compensation Review Committee (MCRC) Recommendations

**Issue:** Recommendation 27 – Travel by Automobile Options for Capital Region Districts and Corner Brook District (Intra/Extra Constituency Allowance)

**Background:**

- The 2016 MCRC made the following recommendation regarding travel by automobile options for Capital Region Districts and the Corner Brook District (under Intra/Extra Constituency Allowance):

*27. MHAs in the Capital Region and in the Corner Brook district only, have the option at the beginning of each fiscal year to choose between:*

- a. Claiming mileage; or*
- b. A monthly automobile allowance of \$200, which will be a taxable benefit to the Member.*

*The remainder of the current I&E Allowance (until it is changed as recommended herein) to be allotted for the other uses permitted by the Allowance.*

- Currently, all Members are reimbursed a per kilometer rate for actual distance travelled by automobile under the Intra/Extra Constituency Allowance, requiring detailed mileage records.
- For urban districts (Capital Region and Corner Brook) where travel is often a short distance, keeping the required detailed mileage records has been described in the report as “unnecessarily onerous.”
- Accepting recommendation 27 would allow Members in these districts the choice of claiming actual mileage (and keeping detailed mileage records), or a monthly allowance of \$200 for the entire fiscal year (\$2,400 per year). Once an option is selected, it cannot be changed during that fiscal year.
- The monthly allowance option will be a taxable benefit to the Member.
- As outlined in subsection 16(6) of the *House of Assembly Accountability, Integrity and Administration Act*, the Commission has the power to modify the recommendations but does not have the authority to exceed the maximum amounts recommended by the MCRC.

- Information with respect to the Committee’s rationale for the recommendations is on page 55 of the 2016 MCRC Report.

**Analysis:**

**Legal Consultation:**

Law Clerk – House of Assembly

**Internal Consultation(s):**

Corporate & Members’ Services

**External Consultation(s):**

N/A

**Comparison to Government Policy:**

N/A

**Financial Impact:**

Cannot be assessed at this time.

**Legislative Impact:**

If recommendation 27 is accepted, an amendment will be required to section 38 of the *Members’ Resources and Allowances Rules*.

**Options:**

- The Commission accepts recommendation 27 that MHAs in the Capital Region and in the Corner Brook district only, have the option at the beginning of each fiscal year to choose between:
  - a. Claiming mileage; or
  - b. A monthly automobile allowance of \$200, which will be a taxable benefit to the Member.
- The Commission modifies recommendation 27.

**Status:**

- Current provisions of the *Members’ Resources and Allowances Rules* remain in effect.

**Action Required:**

- The direction of the Commission is requested.

Prepared by: Bobbi Russell  
Date: November 8, 2016

Approved by: Sandra Barnes