



**House of Assembly
Newfoundland and Labrador**

**Minutes of the House of Assembly
Management Commission**

Date: May 30, 2018

Location: House of Assembly Chamber

Time: 5:20 pm

Members Present:

Hon. Perry Trimper, Speaker (Chair)

Mr. Mark Browne, MHA (Lib) Placentia West – Bellevue

Hon. Siobhan Coady, MHA (Lib), St. John's West

Mr. Paul Davis, MHA (PC) Topsail-Paradise

Mr. Keith Hutchings, Opposition House Leader

Ms. Lorraine Michael, MHA (NDP), St. John's East-Quidi Vidi

Hon. Andrew Parsons, Government House Leader

Ms. Sandra Barnes, Clerk of the House of Assembly

Other

Mr. Brian Warr, Deputy Speaker

Ms. Bobbi Russell, Policy & Communications Officer

Mr. Bruce Chaulk, Commissioner for Legislative Standards

CM 2018-027 The Minutes of the Management Commission meeting held on May 16, 2018 were approved as read.

CM 2018-028 The Commission approved the payment of expenses totaling \$250.00 for the Member for Placentia West-Bellevue with the expenses to be paid within the appropriate allocation for the 2018-19 fiscal year. Mr. Browne recused himself from the discussion.

CM 2018-029 The Commission approved the payment of expenses totaling \$86.25 for the Member for Harbour Grace-Port de Grave with the expenses to be paid within the appropriate allocation for the 2018-19 fiscal year.

CM 2018-030 The Commission directed interim application of the Executive Branch Harassment-Free Workplace Policy (effective June 1, 2018), in situations involving Members of the House of Assembly, using the adjusted process as proposed at the May 16, 2018 meeting, with the following amendments:

- Complaint process notifications to include:
 - notification to the Clerk of the House of Assembly if the complainant is a public service or political support employee of the Legislature; and
 - notification to the Clerk of Executive Council if the complainant is an employee of the Executive branch.
- Investigation reporting process to include:
 - Subject to agreement of the complainant, providing a copy of the report to the Leader of the caucus of the respondent Member, at the point when the report is provided to the Privileges and Elections Committee.

The interim application will continue until directed otherwise by the Management Commission. The provisions of the Code of Conduct for Members will also continue to apply.

The Management Commission agreed that with respect to the adjusted process approved in CM 2018-030 for interim application of the Executive Branch Harassment-Free Workplace Policy, further analysis be completed and brought back to the Commission respecting the implications of assigning responsibility to the Citizens' Representative.

CM 2018-031 The Commission approved a policy change to allow the elected Member recognized as the Leader of the caucus for parliamentary purposes in the House of Assembly, to utilize the funding allocated to that Caucus for Leader's travel.

Adjournment: 7:45 pm

Hon. Perry Trimper, MHA
Speaker (Chair)

Sandra Barnes
Clerk and Secretary to the Commission

**House of Assembly Management Commission
Briefing Note**

Title: Management Commission Meeting Schedule – Fall 2018

Issue: Setting a meeting schedule in accordance with 2016 MCRC recommendation 52

Background:

- The 2016 Members' Compensation Review Committee (MCRC) made several recommendations with respect to the operations of the Management Commission.
- Recommendation 52, which was accepted by the Commission at its March 15, 2017 meeting (**CM 2017-033 refers**), states the following:

The Speaker shall:

- not set Management Commission meetings that conflict with Cabinet meetings;*
 - no later than September 15 each year, set a fixed schedule of a minimum of three (3) Management Commission meetings for the Fall, which all members shall make a priority in attending;*
 - no later than January 15 each year, set a fixed schedule of a minimum of three (3) Management Commission meetings for the Spring, which all members shall make a priority in attending.*
- Recommendation 53, which was accepted by the Commission at its March 15, 2017 meeting (**CM 2017-034 refers**), states the following:

No member shall be permitted to be absent from any Management Commission meeting without good cause and prior approval of the Speaker.

- It has been a consistent practice in recent years for Management Commission meetings to be scheduled on Wednesday, as that day of the week seems to accommodate the schedules of Members of all caucuses.
- When the House is not in Session, meetings have typically been scheduled in the morning (9:00 or 9:30 am). When the House is in Session, they have typically been scheduled when the House adjourns for the day (5:15 or 5:30 pm).

- The Speaker is proposing the following schedule for Fall 2018 (note in accordance with the Parliamentary Calendar, the House is scheduled to reconvene for the Fall sitting on Monday, November 5):
 - Wednesday, October 31
 - Wednesday, November 21
 - Wednesday, December 19
- The Speaker is requesting that Commission members review the proposed schedule and provide alternate dates should there be any conflicts.

Analysis:

Legal Consultation:

N/A

Internal Consultation(s):

N/A

External Consultation(s):

N/A

Comparison to Government Policy:

N/A

Financial Impact:

N/A

Legislative Impact:

N/A

Options:

1. Approve the Fall 2018 Management Commission meeting schedule as proposed.
2. Approve an alternate Fall 2018 Management Commission meeting schedule.

Status:

- The Management Commission meeting for Fall 2018 has not yet been set.

Action Required:

- The direction of the Commission is requested.

Prepared by: Bobbi Russell
Date: September 20, 2018

Approved by: Sandra Barnes




**House of Assembly
Newfoundland & Labrador**

To: House of Assembly Management Commission
From: Speaker of the House of Assembly
Date: September 24, 2018
Subject: Rulings on Allowance Use

The process for rulings on allowance use is outlined in Section 24 of the *House of Assembly Accountability, Integrity and Administration Act* (the Act). The Act gives authority for the Speaker to make rulings when expenditures of Members have been rejected for payment, provided that the ruling is distributed to and receives concurrence of the Management Commission.

The report below provides the details with respect to all such rulings for the **period ended: September 24, 2018**. These expenditures were rejected for payment because they were not submitted within 60-days of being made; however they are permitted and are in compliance with all other provisions of the *Members' Resources and Allowances Rules*.

DISTRICT	MEMBER	AMOUNT	DETAILS
Placentia-St. Mary's	Ms. Sherry Gambin-Walsh	\$78.00	These expenditures were rejected for payment because they were not submitted within 60-days of being made; however they are permitted and are in compliance with all other provisions of the <i>Members' Resources and Allowances Rules</i> .



House of Assembly
Newfoundland and Labrador

ELEVENTH REPORT
OF
THE AUDIT COMMITTEE
TO
THE HOUSE OF ASSEMBLY MANAGEMENT COMMISSION
PURSUANT TO
PARAGRAPH 23 (8)(c)
OF THE
HOUSE OF ASSEMBLY ACCOUNTABILITY, INTEGRITY AND
ADMINISTRATION ACT

March 26th, 2018

**ELEVENTH REPORT OF THE AUDIT COMMITTEE TO THE HOUSE OF ASSEMBLY
MANAGEMENT COMMISSION**

1. The Audit Committee of the House of Assembly was established under the authority of Section 23 of the *House of Assembly Accountability, Integrity and Administration Act* (the Act) which received Royal Assent on June 14, 2007. Section 23 sets out the responsibilities of the Committee. Included in these responsibilities is the requirement, pursuant to Paragraph 23(8)(c), that the Committee report regularly to the House of Assembly Management Commission (the Commission) with respect to its activities.

2. The Committee comprises

Mark Browne, MHA, Chair
Alex Faseruk, Ph. D.
Gail Hamilton, F.C.P.A., F.C.A
Keith Hutchings, MHA

3. The Audit Committee has submitted ten reports and a Memo to the Commission regarding its activities. This Report, the eleventh, covers the period June 15th, 2017 to March 26th, 2018 inclusive.

4. Since the last report the Committee has met four times: on June 15th and August 23rd, 2015 and March 8th and 26th, 2018.

5. The Committee has held meetings with
 - the Auditor General (June 15th and August 23rd, 2017)
 - representatives of *Grant Thornton* (August 23rd, 2017);
 - the Clerk of the House of Assembly (June 15th and August 23rd, 2017, and March 8th, 2018);

- the Comptroller General of Finance (June 15, 2017, March 8th, 2017 and March 26th, 2018 [designate])
- the Chief Financial Officer of the House of Assembly (March 8th and 26th, 2018).

6. The Committee reviewed with the Auditor General

- the audit plan for the audit of the House of Assembly and Statutory Offices for the fiscal year ended 31 March 2017;
- the results of the audit of the Financial Statements of the House of Assembly and Statutory Offices and
- the results of the Clerk's Management Certification audit for the financial year ended 31 March, 2017.

7. The Committee recommended to the Management Commission, pursuant to paragraph 23(7)(d) of the *House of Assembly Accountability, Integrity And Administration Act*, that the Commission approve and sign the financial statements of the House of Assembly for the fiscal year ended 31 March, 2017.

8. The Committee recommended to the Management Commission that the Auditor General be appointed the auditor for the audit of the accounts of the House of Assembly and related offices for the fiscal year ending 31 March 2018 pursuant to paragraph 23(7)(b) and subsection 43(2) of the *House of Assembly Accountability, Integrity and Administration Act*.

8. The Committee discussed with *Grant Thornton* representatives the Management Certification audit results and other matters which the auditors had referred to the Committee for their consideration.

9. The Committee discussed the results of the Auditor General's audit of the House of Assembly and Statutory Offices, the Management Certification results and the review of the House of Assembly payroll with the Clerk of the House.

10. The Committee discussed with the Comptroller General the report entitled *Review of Inventory and Capital Assets*, as well some matters brought to the attention of the Committee by *Grant Thornton*. The Committee discussed the Review of Payroll report with a representative of the Office of the Comptroller.
11. The Committee carried out a self-assessment in compliance with subsection 8(1) of the Audit Committee Handbook.

Respectfully submitted,



Mark Browne, MHA
Chair

March 26th, 2018

**House of Assembly Management Commission
Briefing Note**

Title: Budget Transfers Report

Issue: Budget transfers processed during fiscal 2017-18.

Background:

- The Transfer of Funds Policy, April 2008 requires only certain budget transfers to be approved by the Commission. However, to ensure transparency, it was proposed that all transfers of funds should be reported to the Commission on an annual basis.
- In accordance with Section 4.1.1 of the Transfer of Funds Policy, the following twenty-seven (27) transfers were approved by the Clerk of the House of Assembly and the applicable Statutory Officer or Chief Financial Officer (or designate) since the last report:
 - HOABT2018-001 to HOABT2018-003
 - HOABT2018-005 to HOABT2018-027
 - AGBA00001-1718 (transfers for the Office of the Auditor General)
- In accordance with Section 4.2.1 of the Transfer of Funds Policy, the following transfer of funds (not attached) was approved by the Management Commission:
 - HOABT2018-004 – approved per Commission Minute No. CM 2017-074

Analysis:

Legal Consultation:

Not applicable

Internal Consultation(s):

Not applicable

External Consultation(s):

Not applicable

Comparison to Government Policy:

The Executive Branch has a comparable Transfer of Funds Policy.

Financial Impact:

Not applicable

Legislative Impact:

Not applicable

Options:

Not applicable

Status:

Not applicable

Action Required:

For information purposes only.

Drafted by: Wanda Lee Mercer
Date: August 7, 2018

Approved by: Sandra Barnes

Attachments:

1. Budget Transfers HOABT2018-001 to HOABT2018-027
2. Budget Transfers AGBA00001-1718

LEGISLATURE

Budget Adjustment No.: HOABT2018-001

TRANSFER TO:

Accounting Distribution					Description	Amount
RC	ACAT	ACEL	LOBJ	DTC		
0209	110	0440	0232	000000	1.1.02.02 Legislative Library and Records Management – Employee Benefits	\$1,100

FUNDS REQUIRED FOR:

To cover the cost of conference registration fees.

TRANSFER FROM:

Accounting Distribution					Description	Amount
RC	ACAT	ACEL	LOBJ	DTC		
0209	110	0440	0367	000000	1.1.02.02 Legislative Library and Records Management – Transportation & Communications	\$1,100

REASON FUNDS ARE AVAILABLE:

Expenditures for travel are less than anticipated.

<p>APPROVED BY:</p> <p><u>Dayna Wicks</u> Chief Financial Officer (for)</p> <p>Date: <u>June 28, 2017.</u></p>	<p>APPROVED BY:</p> <p><u>Darlene Barnes</u> Clerk of the House of Assembly</p> <p>Date: <u>2017-06-28</u></p>
--	--

LEGISLATURE

Budget Adjustment No.: HOABT2018-002

TRANSFER TO:

Accounting Distribution					Description	Amount
RC	ACAT	ACEL	LOBJ	DTC		
0247	110	0560	0710	000000	7.1.01.02 Office of the Seniors' Advocate – Property, Furnishings & Equipment	\$1,500

FUNDS REQUIRED FOR:

To cover cost of computer, monitor, photocopier and telephone set for Office of the Seniors' Advocate.

TRANSFER FROM:

Accounting Distribution					Description	Amount
RC	ACAT	ACEL	LOBJ	DTC		
0201	110	0400	0710	000000	1.1.01.02 Administrative Support – Property, Furnishings and Equipment	\$1,500

REASON FUNDS ARE AVAILABLE:

Administrative Support – Property, Furnishings and Equipment - As the Property, Furnishings and Equipment block is budgeted for the entire HOA Service, Caucus Operations and five Statutory Offices, funds are available to transfer to Office of the Seniors' Advocate to cover office set up costs.

<p>VERIFIED BY:</p> <p><u><i>Dayna Wick</i></u> Chief Financial Officer (For)</p> <p>Date: <u><i>June 15/17</i></u></p>	<p>APPROVED BY:</p> <p><u><i>Janet Barnes</i></u> Clerk of the House of Assembly</p> <p>Date: <u><i>2017-06-28</i></u></p>	<p>APPROVED BY:</p> <p align="center"><u>Not yet appointed *</u> Statutory Officer</p> <p>Date: _____</p>
--	---	--

***Additional funding is required for the first time set up of the Office of the Seniors' Advocate. As the position of the Seniors' Advocate has yet to be appointed, the signature for the Statutory Officer cannot be obtained.**

LEGISLATURE

Budget Adjustment No.: HOABT2018-003

TRANSFER TO:

Accounting Distribution					Description	Amount
RC	ACAT	ACEL	LOBJ	DTC		
0205	110	04C0	0611	000000	1.1.08.02 Third Party Caucus – Purchased Services	\$5,300

FUNDS REQUIRED FOR:



To cover the cost of metering, Media Monitoring and subscriptions for Fiscal Year 2017-18.

TRANSFER FROM:

Accounting Distribution					Description	Amount
RC	ACAT	ACEL	LOBJ	DTC		
0205	110	04C0	0341	000000	1.1.08.02 Third Party Caucus – Transportation & Communications	\$3,500
0205	110	04C0	0410	000000	1.1.08.02 Third Party Caucus – Supplies	\$1,800

REASON FUNDS ARE AVAILABLE:

Transportation and Communications - Travel costs are less than anticipated.
Supplies – Cost of supplies are less than anticipated.

<p>APPROVED BY:</p> <p> _____ Chief Financial Officer <i>for</i></p> <p>Date: <u>June 29, 2017.</u></p>	<p>APPROVED BY:</p> <p> _____ Clerk of the House of Assembly</p> <p>Date: <u>2017-06-28</u></p>
---	--

81196237

LEGISLATURE

Budget Adjustment No.: HOABT2018-004

TRANSFER TO:

Accounting Distribution					Description	Amount
RC	ACAT	ACEL	LOBJ	DTC		
0208	110	0430	0710	000000	1.1.03.02 Hansard and the Broadcast Centre – Property, Furnishings & Equipment	\$54,000

FUNDS REQUIRED FOR:

Required due to an urgent need to replace the House of Assembly sound system, to support future house sittings.

TRANSFER FROM:

Accounting Distribution					Description	Amount
RC	ACAT	ACEL	LOBJ	DTC		
0206	130	0410	0910	000000	1.1.04.09 Members' Resources – Allowances and Assistance	\$54,000

REASON FUNDS ARE AVAILABLE:

Expenditures are less than anticipated and it is estimated that Members will not avail of maximum allowable funds.

<p>VERIFIED BY: <u>Wanda Lee Mercer</u> Chief Financial Officer Date: <u>December 14, 2017</u></p>	<p>APPROVED BY: <u>CM2017-074 Refers</u> House of Assembly Management Commission Date: <u>December 14, 2017</u></p>
--	---

83243336

LEGISLATURE

Budget Adjustment No.: HOABT2018-005

TRANSFER TO:

Accounting Distribution					Description	Amount
RC	ACAT	ACEL	LOBJ	DTC		
0204	110	04A0	0611	000000	1.1.06.02 Government Members Caucus – Purchased Services	\$4,000

FUNDS REQUIRED FOR:

To cover the cost of metering for remainder of fiscal year 2017-2018.

TRANSFER FROM:

Accounting Distribution					Description	Amount
RC	ACAT	ACEL	LOBJ	DTC		
0204	110	04A0	0311	000000	1.1.06.02 Government Members Caucus – Transportation and Communications	\$400
0204	110	04A0	0367	000000	1.1.06.02 Government Members Caucus – Transportation and Communications	\$3,600

REASON FUNDS ARE AVAILABLE:

Savings are available due to less than anticipated expenditures for travel.

<p>VERIFIED BY:</p> <p><i>Wanda Lee Spicer</i> Chief Financial Officer</p> <p>Date: <u>December 8, 2017</u></p>	<p>APPROVED BY:</p> <p><i>Janice Jones</i> Clerk of the House of Assembly</p> <p>Date: <u>2017-12-08</u></p>
---	--

LEGISLATURE

Budget Adjustment No.: HOABT2018-006

TRANSFER TO:

Accounting Distribution					Description	Amount
RC	ACAT	ACEL	LOBJ	DTC		
0202	110	0420	0232	000000	1.1.05.02 House Operations – Employee Benefits	\$2,100

FUNDS REQUIRED FOR:

To cover the cost of conference registration fees.

TRANSFER FROM:

Accounting Distribution					Description	Amount
RC	ACAT	ACEL	LOBJ	DTC		
0202	110	0420	0367	000000	1.1.05.02 House Operations – Transportation and Communication	\$2,100

REASON FUNDS ARE AVAILABLE:

Savings are available due to less than anticipated travel.

<p>APPROVED BY:</p> <p><i>Wanda Lee Mercer</i></p> <p>Chief Financial Officer</p> <p>Date: <u>December 8, 2017</u></p>	<p>APPROVED BY:</p> <p><i>Sandra Barnes</i></p> <p>Clerk of the House of Assembly</p> <p>Date: <u>2017-12-12</u></p>
--	--

LEGISLATURE

Budget Adjustment No.: HOABT2018-007

TRANSFER TO:

Accounting Distribution					Description	Amount
RC	ACAT	ACEL	LOBJ	DTC		
0208	110	0430	0710	000000	1.1.03.02 Hansard and the Broadcast Centre – Property, Furnishings & Equipment	\$45,800

FUNDS REQUIRED FOR:



Required due to an urgent need to replace the House of Assembly sound system, to support future house sittings.

TRANSFER FROM:

Accounting Distribution					Description	Amount
RC	ACAT	ACEL	LOBJ	DTC		
0208	110	0430	0611	000000	1.1.03.02 Hansard and the Broadcast Centre – Purchased Services	\$45,800

REASON FUNDS ARE AVAILABLE:

Savings are available due to less than anticipated satellite costs.

<p>APPROVED BY:  _____ Chief Financial Officer</p> <p>Date: <u>December 19, 2017</u></p>	<p>APPROVED BY:  _____ Clerk of the House of Assembly</p> <p>Date: <u>2017-12-19</u></p>
---	---

8329176

LEGISLATURE

Budget Adjustment No.: HOABT2018-008

TRANSFER TO:

Accounting Distribution					Description	Amount
RC	ACAT	ACEL	LOBJ	DTC		
0205	110	04C0	0611	000000	1.1.08.02 Third Party Caucus – Purchased Services	\$800

FUNDS REQUIRED FOR:

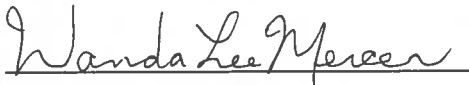

To cover the cost of metering, Media Monitoring and subscriptions for Fiscal Year 2017-18.

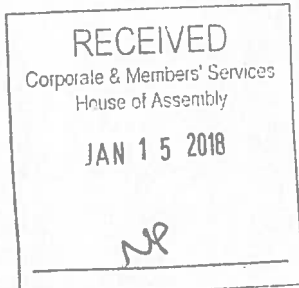
TRANSFER FROM:

Accounting Distribution					Description	Amount
RC	ACAT	ACEL	LOBJ	DTC		
0205	110	04C0	0341	000000	1.1.08.02 Third Party Caucus – Transportation & Communications	\$600
0205	110	04C0	0410	000000	1.1.08.02 Third Party Caucus – Supplies	\$200

REASON FUNDS ARE AVAILABLE:

Transportation and Communications - Travel costs are less than anticipated.
Supplies – Cost of supplies are less than anticipated.

<p>APPROVED BY:  Chief Financial Officer Date: <u>Dec. 22/17</u></p>	<p>APPROVED BY:  Clerk of the House of Assembly Date: <u>2017-12-23</u></p>
--	---



LEGISLATURE

Budget Adjustment No.: HOABT2018-009

TRANSFER TO:

Accounting Distribution					Description	Amount
RC	ACAT	ACEL	LOBJ	DTC		
0211	110	0600	0611	000000	3.1.01. 02 Office of the Chief Electoral Officer – Purchased Services	\$10,000

FUNDS REQUIRED FOR:

To cover the cost of printing fees, polling station rentals for the by-election and other purchased services.

TRANSFER FROM:

Accounting Distribution					Description	Amount
RC	ACAT	ACEL	LOBJ	DTC		
0211	120	0600	0510	000000	3.1.01. 02 Office of the Chief Electoral Officer – Professional Services	\$6,000
0211	110	0600	0410	000000	3.1.01. 02 Office of the Chief Electoral Officer – Supplies	\$2,000
0211	110	0600	0311	000000	3.1.01. 02 Office of the Chief Electoral Officer – Transportation and Communications	\$2,000

REASON FUNDS ARE AVAILABLE:

Office of the Chief Electoral Officer - Professional Services - Legal fees are less than anticipated.

Office of the Chief Electoral Officer - Supplies – Expenditures for office supplies are less than anticipated.

Office of the Chief Electoral Officer - Transportation and Communications- Expenditures for travel are less than anticipated.

<p>VERIFIED BY: Chief Financial Officer Date: <u>Dec. 22/17</u></p>	<p>APPROVED BY: Clerk of the House of Assembly Date: <u>2017-12-22</u></p>	<p>APPROVED BY: Statutory Officer Date: <u>Dec 22/17</u></p>
--	---	---

LEGISLATURE

RECEIVED
Corporate & Members' Services
House of Assembly
JAN 18 2018
NP

Budget Adjustment No.: HOABT2018-010

TRANSFER TO:

Accounting Distribution					Description	Amount
RC	ACAT	ACEL	LOBJ	DTC		
0247	110	0560	0710	000000	7.1.01.02 Office of the Seniors' Advocate – Property, Furnishings & Equipment	\$2,400

FUNDS REQUIRED FOR:

To cover cost of furniture and equipment.

TRANSFER FROM:

Accounting Distribution					Description	Amount
RC	ACAT	ACEL	LOBJ	DTC		
0247	100	0560	0110	000000	7.1.01.01 Office of the Seniors' Advocate - Salaries	\$2,400

REASON FUNDS ARE AVAILABLE:

Savings are available due to delayed hiring.

<p>VERIFIED BY: <i>Wanda Lee Mercer</i> Chief Financial Officer Date: <u>Dec. 22/17</u></p>	<p>APPROVED BY: <i>Dandra Barnes</i> Clerk of the House of Assembly Date: <u>2017-12-22</u></p>	<p>APPROVED BY: <i>Amyanne Bralke</i> Statutory Officer Date: <u>Dec 21 2017</u></p>
---	---	--

LEGISLATURE

Budget Adjustment No.: HOABT2018-011

TRANSFER TO:

Accounting Distribution					Description	Amount
RC	ACAT	ACEL	LOBJ	DTC		
0208	110	0430	0367	000000	1.1.03.02 Hansard and Broadcast Centre – Transportation and Communications	\$4,000

FUNDS REQUIRED FOR:

To cover cost of travel related to the implementation of the sound system for the House of Assembly.

TRANSFER FROM:

Accounting Distribution					Description	Amount
RC	ACAT	ACEL	LOBJ	DTC		
0201	110	0400	0710	000000	1.1.01.01 Administrative Support – Property, Furnishings and Equipment	4,000

REASON FUNDS ARE AVAILABLE:

Administrative Support – Property, Furnishings and Equipment - As the Property, Furnishings and Equipment block is budgeted for the entire HOA Service, Caucus Operations and five Statutory Offices, funds are available to transfer to Hansard and Broadcast Centre to cover the travel cost associated with the sound system implementation.

<p>APPROVED BY:</p> <p><i>Wanda Lee Mercer</i></p> <p>Chief Financial Officer</p> <p>Date: <u>Dec. 22/17</u></p>	<p>APPROVED BY:</p> <p><i>Sandra Barnes</i></p> <p>Clerk of the House of Assembly</p> <p>Date: <u>2017-12-22</u></p>
--	--

LEGISLATURE

Budget Adjustment No.: HOABT2018-012

TRANSFER TO:

Accounting Distribution					Description	Amount
RC	ACAT	ACEL	LOBJ	DTC		
0205	100	04C0	0130	000000	1.1.08.01 Third Party Caucus – Salaries	\$37,200

FUNDS REQUIRED FOR:

Unbudgeted payments for paid leave and severance.

TRANSFER FROM:

Accounting Distribution					Description	Amount
RC	ACAT	ACEL	LOBJ	DTC		
0206	100	0410	0130	000000	1.1.04.01 Members' Resources - Salaries	\$37,200

REASON FUNDS ARE AVAILABLE:

Expenditures for Secretarial Pool, Constituency Assistants and Replacement Constituency Assistants are less than anticipated.

VERIFIED BY:

Wandalee Mercer
Chief Financial Officer

Date: February 7, 2018

APPROVED BY:

Jarvis Barnes
Clerk of the House of Assembly

Date: 2018-02-07

LEGISLATURE

Budget Adjustment No.: HOABT2018-013

TRANSFER TO:

Accounting Distribution					Description	Amount
RC	ACAT	ACEL	LOBJ	DTC		
0201	100	0400	0110	000000	1.1.01.01 Administrative Support – Salaries	\$70,000

FUNDS REQUIRED FOR:

Unbudgeted payments for paid leave and severance.

TRANSFER FROM:

Accounting Distribution					Description	Amount
RC	ACAT	ACEL	LOBJ	DTC		
0206	100	0410	0130	000000	1.1.04.01 Members' Resources - Salaries	\$70,000

REASON FUNDS ARE AVAILABLE:

Expenditures for Secretarial Pool, Constituency Assistants and Replacement Constituency Assistants are less than anticipated.

<p>VERIFIED BY:</p> <p><i>Wanda Lee Mercer</i> Chief Financial Officer</p> <p>Date: <u>February 28, 2018</u></p>	<p>APPROVED BY:</p> <p><i>Jordan Barnes</i> Clerk of the House of Assembly</p> <p>Date: <u>2018-02-28</u></p>
---	--

LEGISLATURE

Budget Adjustment No.: HOABT2018-014

TRANSFER TO:

Accounting Distribution					Description	Amount
RC	ACAT	ACEL	LOBJ	DTC		
0204	100	04A0	0130	000000	1.1.06.01 Government Members Caucus - Salaries	\$23,200

FUNDS REQUIRED FOR:



Unbudgeted payments for paid leave and severance.

TRANSFER FROM:

Accounting Distribution					Description	Amount
RC	ACAT	ACEL	LOBJ	DTC		
0206	100	0410	0130	000000	1.1.04.01 Members' Resources - Salaries	\$23,200

REASON FUNDS ARE AVAILABLE:

Expenditures for Secretarial Pool, Constituency Assistants and Replacement Constituency Assistants are less than anticipated.

<p>VERIFIED BY:  Chief Financial Officer Date: <u>February 28, 2018</u></p>	<p>APPROVED BY:  Clerk of the House of Assembly Date: <u>2018-02-28</u></p>
---	---

LEGISLATURE

Budget Adjustment No.: HOABT2018-015

TRANSFER TO:

Accounting Distribution					Description	Amount
RC	ACAT	ACEL	LOBJ	DTC		
0205	100	04C0	0130	000000	1.1.08.01 Third Party Caucus – Salaries	\$3,000

FUNDS REQUIRED FOR:

Unbudgeted payments for paid leave and severance.

TRANSFER FROM:

Accounting Distribution					Description	Amount
RC	ACAT	ACEL	LOBJ	DTC		
0206	100	0410	0130	000000	1.1.04.01 Members' Resources - Salaries	\$3,000

REASON FUNDS ARE AVAILABLE:

Expenditures for Secretarial Pool, Constituency Assistants and Replacement Constituency Assistants are less than anticipated.

<p>VERIFIED BY:</p> <p><i>Wanda Lee Mercer</i> Chief Financial Officer</p> <p>Date: <u>March 7/18</u></p>	<p>APPROVED BY:</p> <p><i>Justin Barnes</i> Clerk of the House of Assembly</p> <p>Date: <u>2018-03-08</u></p>
--	--

LEGISLATURE

Budget Adjustment No.: HOABT2018-016

TRANSFER TO:

Accounting Distribution					Description	Amount
RC	ACAT	ACEL	LOBJ	DTC		
0204	100	04A0	0130	000000	1.1.06.01 Government Members Caucus – Salaries	\$600

FUNDS REQUIRED FOR:

Unbudgeted payments for paid leave and severance.

TRANSFER FROM:

Accounting Distribution					Description	Amount
RC	ACAT	ACEL	LOBJ	DTC		
0206	100	0410	0130	000000	1.1.04.01 Members' Resources - Salaries	\$600

REASON FUNDS ARE AVAILABLE:

Expenditures for Secretarial Pool, Constituency Assistants and Replacement Constituency Assistants are less than anticipated.

VERIFIED BY:

Wanda Lee Mercer
Chief Financial Officer

Date: March 7/18

APPROVED BY:

Darrel Barnes
Clerk of the House of Assembly

Date: 2018-03-08

LEGISLATURE

Budget Adjustment No.: HOABT2018-017

TRANSFER TO:

Accounting Distribution					Description	Amount
RC	ACAT	ACEL	LOBJ	DTC		
0202	110	0420	0232	000000	1.1.05.02 House Operations – Employee Benefits	\$1,100

FUNDS REQUIRED FOR:



To cover the cost of conference registration fees.

TRANSFER FROM:

Accounting Distribution					Description	Amount
RC	ACAT	ACEL	LOBJ	DTC		
0202	110	0420	0367	000000	1.1.05.02 House Operations – Transportation and Communication	\$1,100

REASON FUNDS ARE AVAILABLE:

Savings are available due to less than anticipated travel.

<p>APPROVED BY:</p> <p> Chief Financial Officer</p> <p>Date: <u>March 7/18</u></p>	<p>APPROVED BY:</p> <p> Clerk of the House of Assembly</p> <p>Date: <u>2018-03-08</u></p>
---	--

LEGISLATURE

Budget Adjustment No.: HOABT2018-018

TRANSFER TO:

Accounting Distribution					Description	Amount
RC	ACAT	ACEL	LOBJ	DTC		
0208	110	0430	0710	000000	1.1.03.02 Hansard and the Broadcast Centre – Property, Furnishings & Equipment	\$200

FUNDS REQUIRED FOR:

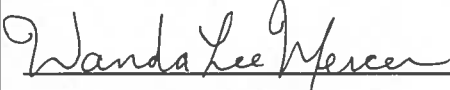

Required due to replacement of sound system for the House of Assembly.

TRANSFER FROM:

Accounting Distribution					Description	Amount
RC	ACAT	ACEL	LOBJ	DTC		
0201	110	0400	0710	000000	1.1.01.02 Administrative Support – Property, Furnishings & Equipment	\$200

REASON FUNDS ARE AVAILABLE:

As the Property, Furnishings and Equipment block is budgeted for the entire HOA Service, Caucus Operations and five Statutory Offices, funds are available to transfer to Hansard and Broadcast Centre to cover equipment costs associated with the sound system implementation.

<p>APPROVED BY:  _____ Chief Financial Officer</p> <p>Date: <u>March 7/18</u></p>	<p>APPROVED BY:  _____ Clerk of the House of Assembly</p> <p>Date: <u>2018-03-08</u></p>
--	---

LEGISLATURE

Budget Adjustment No.: HOABT2018-019

TRANSFER TO:

Accounting Distribution					Description	Amount
RC	ACAT	ACEL	LOBJ	DTC		
0209	110	0440	0410	000000	1.1.02.02 Legislative Library and Records Management – Supplies	\$600

FUNDS REQUIRED FOR:

To cover the cost of office supplies.

TRANSFER FROM:

Accounting Distribution					Description	Amount
RC	ACAT	ACEL	LOBJ	DTC		
0209	110	0440	0367	000000	1.1.02.02 Legislative Library and Records Management – Transportation & Communications	\$600

REASON FUNDS ARE AVAILABLE:

Expenditures for travel are less than anticipated.

<p>APPROVED BY:</p> <p><u>Wanda Lee Mercer</u> Chief Financial Officer</p> <p>Date: <u>March 7/18</u></p>	<p>APPROVED BY:</p> <p><u>Sandra Barnes</u> Clerk of the House of Assembly</p> <p>Date: <u>2018-03-08</u></p>
--	--

LEGISLATURE

Budget Adjustment No.: HOABT2018-020

TRANSFER TO:

Accounting Distribution					Description	Amount
RC	ACAT	ACEL	LOBJ	DTC		
0205	110	04C0	0611	000000	1.1.08.02 Third Party Caucus – Purchased Services	\$200

FUNDS REQUIRED FOR:

To cover the cost of Metering, Media Monitoring and Subscriptions for Fiscal Year 2017-18.

TRANSFER FROM:

Accounting Distribution					Description	Amount
RC	ACAT	ACEL	LOBJ	DTC		
0205	110	04C0	0367	000000	1.1.08.02 Third Party Caucus – Transportation & Communications	\$200

REASON FUNDS ARE AVAILABLE:

Travel costs are less than anticipated.

<p>APPROVED BY:</p> <p><u>Wanda Lee Mercer</u> Chief Financial Officer</p> <p>Date: <u>March 8/18</u></p>	<p>APPROVED BY:</p> <p><u>Tandra Barnes</u> Clerk of the House of Assembly</p> <p>Date: <u>2018-03-09</u></p>
--	--

LEGISLATURE

Budget Adjustment No.: HOABT2018-021

TRANSFER TO:

Accounting Distribution					Description	Amount
RC	ACAT	ACEL	LOBJ	DTC		
0247	110	0560	0710	000000	7.1.01.02 Office of the Seniors' Advocate – Property, Furnishings & Equipment	\$12,400

FUNDS REQUIRED FOR:




To cover cost of furniture and equipment.

TRANSFER FROM:

Accounting Distribution					Description	Amount
RC	ACAT	ACEL	LOBJ	DTC		
0247	110	0560	0611	000000	7.1.01.02 Office of the Seniors' Advocate – Purchased Services	\$12,400

REASON FUNDS ARE AVAILABLE:

Savings are available due to late start-up of Statutory Office.

<p>VERIFIED BY:  Chief Financial Officer Date: <u>March 13/18</u></p>	<p>APPROVED BY:  Clerk of the House of Assembly Date: <u>2018-03-13</u></p>	<p>APPROVED BY:  Statutory Officer Date: <u>Mar. 15, 2018</u></p>
---	--	--

LEGISLATURE

Budget Adjustment No.: HOABT2018-022

TRANSFER TO:

Accounting Distribution					Description	Amount
RC	ACAT	ACEL	LOBJ	DTC		
0249	110	0450	0710	000000	6.1.01.02 Office of the Information and Privacy Commissioner – Property, Furnishings & Equipment	\$1,900

FUNDS REQUIRED FOR:




To cover cost of furniture and equipment.

TRANSFER FROM:

Accounting Distribution					Description	Amount
RC	ACAT	ACEL	LOBJ	DTC		
0249	110	0450	0367	000000	6.1.01.02 Office of the Information and Privacy Commissioner – Transportation and Communications	\$1,900

REASON FUNDS ARE AVAILABLE:

Travel is less than anticipated.

<p>VERIFIED BY:  Chief Financial Officer Date: <u>March 7/18</u></p>	<p>APPROVED BY:  Clerk of the House of Assembly Date: <u>2018-03-08</u></p>	<p>APPROVED BY:  Statutory Officer Date: <u>2018-03-09</u></p>
--	--	---

LEGISLATURE

Budget Adjustment No.: HOABT2018-023

TRANSFER TO:

Accounting Distribution					Description	Amount
RC	ACAT	ACEL	LOBJ	DTC		
0249	110	0450	0710	000000	6.1.01.02 Office of the Information and Privacy Commissioner – Property, Furnishings & Equipment	\$400

FUNDS REQUIRED FOR:



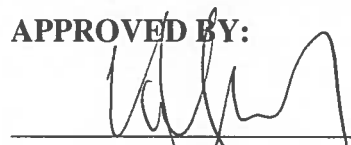
To cover cost of furniture and equipment.

TRANSFER FROM:

Accounting Distribution					Description	Amount
RC	ACAT	ACEL	LOBJ	DTC		
0249	110	0450	0367	000000	6.1.01.02 Office of the Information and Privacy Commissioner – Transportation and Communications	\$400

REASON FUNDS ARE AVAILABLE:

Travel is less than anticipated.

<p>VERIFIED BY:  Chief Financial Officer Date: <u>April 6, 2018</u></p>	<p>APPROVED BY:  Clerk of the House of Assembly Date: <u>2018-04-12</u></p>	<p>APPROVED BY:  Statutory Officer Date: <u>2018-04-13</u></p>
---	--	---

LEGISLATURE

Budget Adjustment No.: HOABT2018-024

TRANSFER TO:

Accounting Distribution					Description	Amount
RC	ACAT	ACEL	LOBJ	DTC		
0211	110	0600	0611	000000	3.1.01.02 Office of Chief Electoral Officer – Purchased Services	\$2,800

FUNDS REQUIRED FOR:




To cover cost of Purchased Services.

TRANSFER FROM:

Accounting Distribution					Description	Amount
RC	ACAT	ACEL	LOBJ	DTC		
0211	110	0600	0367	000000	3.1.01.02 Office of the Chief Electoral Officer – Transportation and Communications	\$2,800

REASON FUNDS ARE AVAILABLE:

Travel is less than anticipated.

<p>VERIFIED BY:  Chief Financial Officer Date: <u>April 12, 2018</u></p>	<p>APPROVED BY:  Clerk of the House of Assembly Date: <u>2018-04-12</u></p>	<p>APPROVED BY:  Statutory Officer Date: <u>April 13/18</u></p>
--	--	---

LEGISLATURE

Budget Adjustment No.: HOABT2018-025

TRANSFER TO:

Accounting Distribution					Description	Amount
RC	ACAT	ACEL	LOBJ	DTC		
0205	110	04C0	0710	000000	1.1.08.02 Third Party Caucus – Property Furnishings and Equipment	\$900

FUNDS REQUIRED FOR:



To cover the cost of Furniture and Equipment.

TRANSFER FROM:

Accounting Distribution					Description	Amount
RC	ACAT	ACEL	LOBJ	DTC		
0205	110	04C0	0410	000000	1.1.08.02 Third Party Caucus – Office Supplies	\$900

REASON FUNDS ARE AVAILABLE:

Office Supplies are less than anticipated.

<p>APPROVED BY:  Chief Financial Officer</p> <p>Date: <u>April 12/18</u></p>	<p>APPROVED BY:  Clerk of the House of Assembly</p> <p>Date: <u>2018-04-12</u></p>
---	---

LEGISLATURE

Budget Adjustment No.: HOABT2018-026

TRANSFER TO:

Accounting Distribution					Description	Amount
RC	ACAT	ACEL	LOBJ	DTC		
0211	110	0600	0611	000000	3.1.01.02 Office of Chief Electoral Officer – Purchased Services	\$300.00

FUNDS REQUIRED FOR:

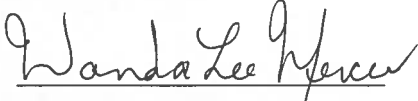


Expenditures for Purchased Services are greater than anticipated.

TRANSFER FROM:

Accounting Distribution					Description	Amount
RC	ACAT	ACEL	LOBJ	DTC		
0211	110	0600	0367	000000	3.1.01.02 Office of the Chief Electoral Officer – Transportation and Communications	\$300.00

REASON FUNDS ARE AVAILABLE:

Expenditures for Travel are less than anticipated.

<p>VERIFIED BY:  Chief Financial Officer Date: <u>April 24, 2018</u></p>	<p>APPROVED BY:  Clerk of the House of Assembly Date: <u>2018-04-24</u></p>	<p>APPROVED BY:  Statutory Officer Date: <u>April 25, 2018</u></p>
---	---	--

LEGISLATURE

Budget Adjustment No.: HOABT2018-027

TRANSFER TO:

Accounting Distribution					Description	Amount
RC	ACAT	ACEL	LOBJ	DTC		
0209	110	0440	0410	000000	1.1.02.02 Legislative Library and Records Management – Supplies	\$100

FUNDS REQUIRED FOR:

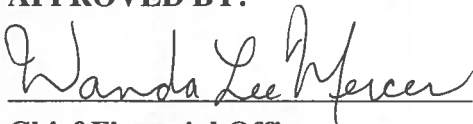

Expenditures for Office Supplies are greater than anticipated.

TRANSFER FROM:

Accounting Distribution					Description	Amount
RC	ACAT	ACEL	LOBJ	DTC		
0209	110	0440	0367	000000	1.1.02.02 Legislative Library and Records Management – Transportation & Communications	\$100

REASON FUNDS ARE AVAILABLE:

Expenditures for travel are less than anticipated.

<p>APPROVED BY:  Chief Financial Officer Date: <u>April 24, 2018</u></p>	<p>APPROVED BY:  Clerk of the House of Assembly Date: <u>2018-04-24</u></p>
--	---

Budget Adjustment No.: AGBA00001-1718

STATUTORY OFFICE: OFFICE OF THE AUDITOR GENERAL

TRANSFER TO:

Accounting Distribution					Description	Amount
RC	ACAT	ACEL	LOBJ	DTC	ACCOUNT NAME	
0226	120	0530	0510	000000	Professional Services - OAG	<u>\$40,000</u>

FUNDS REQUIRED FOR: OAG Operations – pay expense claims for consultant expertise required for special audits

TRANSFER FROM:

Accounting Distribution					Description	Amount
RC	ACAT	ACEL	LOBJ	DTC	ACCOUNT NAME	
0226	100	0530	0110	000000	Salaries - OAG	<u>\$40,000</u>

REASON FUNDS ARE AVAILABLE: Leaves of Absence, vacancies not filled.

OFFICE OF THE AUDITOR GENERAL

DIRECTOR OF ADMINISTRATION	AUDITOR GENERAL
 2018-03-22	

AUTHORITY TO TRANSFER FUNDS (Section 4.1, House of Assembly Transfer of Funds Policy)

CLERK OF THE HOUSE OF ASSEMBLY: (Designate)	
---	--

**House of Assembly Management Commission
Briefing Note**

Title: Budget Transfer Request

Issue: Approval of a Transfer of Funds – Office of the Chief Electoral Office

Background:

- The Transfer of Funds Policy, April 2008 requires the House of Assembly Management Commission approval to transfer funds to or from the Grants and Subsidies Main Object of expenditure. Section 4.2.1 of the Transfer of Funds Policy, states:

“ House of Assembly Management Commission approval is required to transfer funds to or from the following Main Objects of Current Account Expenditure of an Activity:

- *Loans, Advances and Investments;*
 - *Allowances and Assistance;*
 - *Grants and Subsidies; and*
 - *Debt Expenses.*
- The Office of the Chief Electoral Office requires the funding due to the unbudgeted cost of the Members’ Code of Conduct Reviews.
 - A transfer of funds of \$25,000 is required for the Office of the Chief Electoral Officer – Professional Services to provide the additional funding for the costs associated with the reviews.

Analysis:

Legal Consultation:

Not applicable

Internal Consultation(s):

Not applicable

External Consultation(s):

Not applicable

Comparison to Government Policy:

Not applicable

Financial Impact:

Not applicable

Legislative Impact:
Not applicable

Options:

Not applicable

Status:

Not applicable

Action Required:

- The Commission's approval of the following transfer of funds is required:

From:

Subdivision 1.1.04.09 Members' Resources – Allowances and Assistance \$ 25,000

To:

Subdivision 3.1.01.02 Office of the Chief Electoral Officer – Professional Services \$ 25,000

Drafted by: Wanda Strowbridge
Date: September 20, 2018

Approved by: Sandra Barnes

Attachments:

1. Budget Transfer No. HOABT2019-002

LEGISLATURE

Budget Adjustment No.: HOABT2019-002

TRANSFER TO:

Accounting Distribution					Description	Amount
RC	ACAT	ACEL	LOBJ	DTC		
0211	120	0600	0513	000000	3.1.01.02 Office of the Chief Electoral Officer – Professional Services	\$25,000

FUNDS REQUIRED FOR:

To cover the cost of Members' Code of Conduct Reviews.

TRANSFER FROM:

Accounting Distribution					Description	Amount
RC	ACAT	ACEL	LOBJ	DTC		
0206	130	0410	0910	000000	1.1.04.09 Members' Resources – Allowances and Assistance	\$25,000

REASON FUNDS ARE AVAILABLE:

Expenditures are less than anticipated and it is estimated that Members will not avail of the maximum allowable funds.

<p>VERIFIED BY:</p> _____ Chief Financial Officer <p>Date: _____</p>	<p>APPROVED BY:</p> _____ House of Assembly Management Commission <p>Date: _____</p>
---	---

**House of Assembly Management Commission
Briefing Note**

Title: Financial Reports - April 1, 2017 to March 31, 2018

Issue: Review of:

1. Financial Performance of the Legislature; and
2. Approved Allocations and Actual Expenditures of Members of the House of Assembly.

Background:

- Paragraph 20(5)(a) of the *House of Assembly Accountability, Integrity and Administration Act* (the Act) states that the House of Assembly Management Commission shall “regularly, and at least quarterly, review the financial performance of the House of Assembly as well as the actual expenditures of members compared with approved allocations.”
- The details of the financial performance of the Legislature (excluding the Office of the Auditor General) are included in the attached Statement of Revenue and Expenditure for the twelve-month period ended March 31, 2018. The reports show the actual expenditures and revenues for the fiscal year. All known savings or overruns over budgeted amounts are identified in the report and explanations are provided for significant amounts.
- The details of the financial performance of the Office of the Auditor General are shown on a separate Statement of Revenue and Expenditure for the twelve-month period ended March 31, 2018. The reports show the actual expenditures and revenues for the fiscal year. All known savings or overruns over budgeted amounts are identified in the report and explanations are provided for any significant amounts.
- The actual expenditures compared with the approved allocations for each Member are included in the Members’ Expenditures Summarized by Category reports for the period April 1, 2017 to March 31, 2018. The Reports include the expenditures for March in the columns entitled “Expenditures Processed 01-Mar-18 to 31-Mar-18 (Net of HST)” and the expenditures for the fourth quarter of the year in the column entitled “Expenditures Year to Date 01-Apr-17 to 31-Mar-18 (Net of HST)”.

Analysis:

Legal Consultation:

Not applicable

Internal Consultation(s):

Not applicable

External Consultation(s):

Not applicable

Comparison to Government Policy:

Not applicable

Financial Impact:

Not applicable

Legislative Impact:

Not applicable

Options:

- Not applicable

Status:

- Not applicable

Action Required:

- For review purposes

Drafted by: Wanda Lee Mercer
Date: June 4, 2018

Approved by: Sandra Barnes

Attachments:

1. Statement of Revenue and Expenditure – Legislature (excluding the Office of the Auditor General)
2. Statement of Revenue and Expenditure – Office of the Auditor General
3. Member Accountability and Disclosure Reports



LEGISLATURE (excluding The Office of the Auditor General)
STATEMENT OF REVENUE AND EXPENDITURE
For the Period 1 April 2017 to 31 March 2018
Unaudited

	Original Estimates	Operating Budget	Actual Expenditures & Revenue	Savings (Over-runs) from Original Budget		Savings (Over- runs) from Operating Budget
1.1.01. ADMINISTRATIVE SUPPORT						
01. Salaries	1,854,800	1,924,800	1,916,020	(61,220)	1	8,780
Operating Accounts:						
<i>Employee Benefits</i>	4,500	4,500	3,660	840	2	840
<i>Transportation and Communications</i>	61,300	61,300	46,742	14,558	3	14,558
<i>Supplies</i>	36,200	36,200	22,859	13,341	4	13,341
<i>Professional Services</i>	71,100	71,100	56,240	14,860	5	14,860
<i>Purchased Services</i>	62,000	62,000	36,851	25,149	6	25,149
					7	
<i>Property, Furnishings and Equipment</i>	92,500	86,800	49,281	43,219		37,519
02. Operating Accounts	327,600	321,900	215,633	111,967		106,267
	2,182,400	2,246,700	2,131,653	50,747		115,047
02. Revenue - Provincial	-	-	(625)	625		625
Total: Administrative Support	2,182,400	2,246,700	2,131,028	51,372		115,672

1. Overrun due to unbudgeted severance and paid leave costs, partially offset by temporary vacancies.

2. Savings as conference registration fees were less than anticipated.

3. Savings as travel expenditures were less than anticipated.

4. Savings due to excess supplies being returned from constituency offices that were no longer required due to Electoral boundary changes. All didn't get used last fiscal year.

5. Savings due to consulting service fees less than anticipated.

6. Savings as expenditures for metering, training and other services were less than anticipated.



LEGISLATURE (excluding The Office of the Auditor General)
STATEMENT OF REVENUE AND EXPENDITURE
For the Period 1 April 2017 to 31 March 2018
Unaudited

7. Savings as expenditures for office equipment is budgeted for the House of Assembly Service, Caucus and Statutory Offices in this activity. Funds transferred when required.



LEGISLATURE (excluding The Office of the Auditor General)
STATEMENT OF REVENUE AND EXPENDITURE
For the Period 1 April 2017 to 31 March 2018
Unaudited

	Original Estimates	Operating Budget	Actual Expenditures & Revenue	Savings (Over-runs) from Original Budget		Savings (Over- runs) from Operating Budget
1.1.02. LEGISLATIVE LIBRARY AND RECORDS MANAGEMENT						
01. Salaries	660,500	660,500	646,706	13,794	1	13,794
Operating Accounts:						
<i>Employee Benefits</i>	900	2,000	1,907	(1,007)		93
<i>Transportation and Communications</i>	10,200	8,400	4,511	5,689	3	3,889
<i>Supplies</i>	47,000	47,700	47,006	(6)		694
<i>Purchased Services</i>	8,500	8,500	8,175	325		325
02. Operating Accounts	66,600	66,600	61,600	5,000		5,000
Total: Legislative Library and Records Management	727,100	727,100	708,306	18,794		18,794

1. Savings due to temporary vacancies.

3. Savings as travel to conferences were less than anticipated.



LEGISLATURE (excluding The Office of the Auditor General)
STATEMENT OF REVENUE AND EXPENDITURE
For the Period 1 April 2017 to 31 March 2018
Unaudited

	Original Estimates	Operating Budget	Actual Expenditures & Revenue	Savings (Over-runs) from Original Budget		Savings (Over- runs) from Operating Budget
1.1.03. HANSARD AND THE BROADCAST CENTRE						
01. Salaries	638,000	638,000	620,297	17,703	1	17,703
Operating Accounts:						
<i>Employee Benefits</i>	600	600	600	-		-
<i>Transportation and Communications</i>	7,300	11,300	10,258	(2,958)	2	1,042
<i>Supplies</i>	21,900	21,900	17,899	4,001	3	4,001
<i>Purchased Services</i>	248,500	202,700	184,337	64,163	4	18,363
<i>Property, Furnishings and Equipment</i>	10,000	110,000	109,950	(99,950)	5	50
02. Operating Accounts	288,300	346,500	323,044	(34,744)		23,456
	926,300	984,500	943,341	(17,041)		41,159
02. Revenue - Provincial	-	-	-	-		-
Total: Hansard and the Broadcast Centre	926,300	984,500	943,341	(17,041)		41,159

1. Savings due to temporary vacancies.
2. Overrun as travel expenditures were more than anticipated.
3. Savings as expenditures for office supplies were less than anticipated.
4. Savings as satellite charges were less than anticipated.
5. Overrun due to an urgent need to replace the House of Assembly sound system, to support house sittings.



LEGISLATURE (excluding The Office of the Auditor General)
STATEMENT OF REVENUE AND EXPENDITURE
For the Period 1 April 2017 to 31 March 2018
Unaudited

	Original Estimates	Operating Budget	Actual Expenditures & Revenue	Savings (Over-runs) from Original Budget		Savings (Over- runs) from Operating Budget
1.1.04. MEMBERS' RESOURCES						
01. Salaries	6,463,600	6,329,600	6,105,713	357,887	1	223,887
Operating Accounts:						
<i>Transportation and Communications</i>	5,200	5,200	10	5,190	2	5,190
<i>Professional Services</i>	-	-	-	-		-
<i>Purchased Services</i>	10,000	10,000	1,675	8,325	3	-
02. Operating Accounts	15,200	15,200	1,685	13,515		13,515
09. Allowances and Assistance	2,363,800	2,309,800	1,379,873	983,927	4	929,927
10. Grants and Subsidies	1,500	1,500	1,426	74		74
	8,844,100	8,656,100	7,488,697	1,355,403		1,167,403
02. Revenue - Provincial	-	-	(41,547)	41,547	5	41,547
Total: Members' Resources	8,844,100	8,656,100	7,447,150	1,396,950		1,208,950

1. Savings as expenditures for Shared Secretarial Pool, Constituency Assistants and Replacement Constituency Assistants were less than anticipated.

2. Savings as travel expenditures were less than anticipated.

3. Savings as training and development and other purchased services less than anticipated.

4. Savings as Members did not avail of maximum allowable funds.

5. Revenues mainly related to repayment of excess constituency allowance.



LEGISLATURE (excluding The Office of the Auditor General)
STATEMENT OF REVENUE AND EXPENDITURE
For the Period 1 April 2017 to 31 March 2018
Unaudited

	Original Estimates	Operating Budget	Actual Expenditures & Revenue	Savings (Over-runs) from Original Budget		Savings (Over- runs) from Operating Budget
1.1.05. HOUSE OPERATIONS						
01. Salaries	212,400	212,400	185,634	26,766	1	26,766
Operating Accounts:						
<i>Employee Benefits</i>	5,900	9,100	9,099	(3,199)	2	1
<i>Transportation and Communications</i>	125,700	122,500	58,671	67,029	3	63,829
<i>Supplies</i>	14,500	14,500	11,594	2,906	4	2,906
<i>Professional Services</i>	3,900	3,900	720	3,180	5	3,180
<i>Purchased Services</i>	31,500	31,500	27,879	3,621	6	3,621
<i>Property, Furnishings and Equipment</i>	1,700	1,700	834	866		866
02. Operating Accounts	183,200	183,200	108,798	74,402		74,402
10. Grants and Subsidies	11,500	11,500	10,924	576		576
	407,100	407,100	305,356	101,744		101,744
02. Revenue - Provincial	-	-	-	-		-
Total: House Operations	407,100	407,100	305,356	101,744		101,744

1. Savings due to temporary vacancies.
2. Overrun due to higher than anticipated conference registration fees.
3. Savings due to travel expenditures were less than anticipated.
4. Savings due to expenditures for office supplies were less than anticipated.
5. Savings as per diems to committee members were less than anticipated.
6. Savings as training and development and other purchased services were less than anticipated.



LEGISLATURE (excluding The Office of the Auditor General)
STATEMENT OF REVENUE AND EXPENDITURE
For the Period 1 April 2017 to 31 March 2018
Unaudited

	Original Estimates	Operating Budget	Actual Expenditures & Revenue	Savings (Over-runs) from Operating Budget	Savings (Over- runs) from Original Budget
1.1.06. GOVERNMENT MEMBERS CAUCUS					
01. Salaries	567,200	591,000	590,762	(23,562) ¹	238
Operating Accounts:					
<i>Employee Benefits</i>	1,700	1,700	-	1,700	1,700
<i>Transportation and Communications</i>	23,000	19,000	17,898	5,102 ²	1,102
<i>Supplies</i>	13,200	13,200	12,004	1,196	1,196
<i>Purchased Services</i>	10,000	14,000	11,921	(1,921)	2,079
<i>Property, Furnishings and Equipment</i>	3,200	3,200	2,820	380	380
02. Operating Accounts	51,100	51,100	44,643	6,457	6,457
10. Grants and Subsidies	41,400	41,400	41,356	44	44
Total: Government Members Caucus	659,700	683,500	676,761	(17,061)	6,739

1. Overrun due to unbudgeted severance and paid leave costs.

2. Savings as travel expenditures were less than anticipated.



LEGISLATURE (excluding The Office of the Auditor General)
STATEMENT OF REVENUE AND EXPENDITURE
For the Period 1 April 2017 to 31 March 2018
Unaudited

	Original Estimates	Operating Budget	Actual Expenditures & Revenue	Savings (Over-runs) from Original Budget		Savings (Over- runs) from Operating Budget
1.1.07. OFFICIAL OPPOSITION CAUCUS						
01. Salaries	927,700	927,700	860,808	66,892	1	66,892
Operating Accounts:						
<i>Employee Benefits</i>	2,500	2,500	1,702	798		798
<i>Transportation and Communications</i>	75,900	75,900	19,966	55,934	2	55,934
<i>Supplies</i>	19,900	19,900	8,612	11,288	3	11,288
<i>Purchased Services</i>	18,700	18,700	11,466	7,234	4	7,234
<i>Property, Furnishings and Equipment</i>	4,700	4,700	3,219	1,481		1,481
02. Operating Accounts	121,700	121,700	44,965	76,735		76,735
10. Grants and Subsidies	11,500	11,500	11,409	91		91
Total: Official Opposition Caucus	1,060,900	1,060,900	917,182	143,718		143,718

1. Savings due to less hiring than anticipated.
2. Savings as travel expenditures were less than anticipated.
3. Savings as expenditures for office supplies were less than anticipated.
4. Savings as costs for metering and advertising were less than anticipated.



LEGISLATURE (excluding The Office of the Auditor General)
STATEMENT OF REVENUE AND EXPENDITURE
For the Period 1 April 2017 to 31 March 2018
Unaudited

	Original Estimates	Operating Budget	Actual Expenditures & Revenue	Savings (Over-runs) from Original Budget		Savings (Over- runs) from Operating Budget
1.1.08. THIRD PARTY CAUCUS						
01. Salaries	352,400	392,600	392,595	(40,195)	1	5
Operating Accounts:						
<i>Employee Benefits</i>	1,000	1,000	-	1,000		1,000
<i>Transportation and Communications</i>	13,600	9,300	6,981	6,619	2	2,319
<i>Supplies</i>	7,800	4,900	4,565	3,235	3	335
<i>Purchased Services</i>	5,900	12,200	10,364	(4,464)	4	1,836
<i>Property, Furnishings and Equipment</i>	1,900	2,800	2,734	(834)		66
02. Operating Accounts	30,200	30,200	24,644	5,556		5,556
10. Grants and Subsidies	11,500	11,500	11,409	91		91
Total: Third Party Caucus	394,100	434,300	428,648	(34,548)		5,652
TOTAL HOUSE OF ASSEMBLY	15,201,700	15,200,200	13,557,771	1,643,928		1,642,428

1. Overrun due to unbudgeted severance and paid leave costs.
2. Savings as travel expenditures were less than anticipated.
3. Savings as expenditures for office supplies were less than anticipated.
4. Overrun as costs for metering and subscriptions were more than anticipated.



LEGISLATURE (excluding The Office of the Auditor General)
STATEMENT OF REVENUE AND EXPENDITURE
For the Period 1 April 2017 to 31 March 2018
Unaudited

	Original Estimates	Operating Budget	Actual Expenditures & Revenue	Savings (Over-runs) from Original Budget		Savings (Over- runs) from Operating Budget
3.1.01. OFFICE OF THE CHIEF ELECTORAL OFFICER						
01. Salaries	864,400	864,400	802,201	62,199	1	62,199
Operating Accounts:						
<i>Employee Benefits</i>	4,500	4,500	3,374	1,126		1,126
<i>Transportation and Communications</i>	46,900	41,800	29,911	16,989	2	11,889
<i>Supplies</i>	9,000	7,000	6,610	2,390	3	390
<i>Professional Services</i>	33,000	27,000	19,537	13,463	4	7,463
<i>Purchased Services</i>	146,000	159,100	159,003	(13,003)	5	97
<i>Property, Furnishings and Equipment</i>	7,000	7,000	6,052	948		948
02. Operating Accounts	246,400	246,400	224,487	21,913		21,913
10. Grants and Subsidies	-	-	-	-		-
	1,110,800	1,110,800	1,026,688	84,112		84,112
02. Revenue - Provincial	-	-	-	-		-
Total: Office of the Chief Electoral	1,110,800	1,110,800	1,026,688	84,112		84,112

1. Savings due to temporary vacancies and partially offset by the additional salary costs for by-election workers for the Mount Pearl North By-Election.

2. Savings as travel expenditures were less than anticipated.

3. Savings as expenditures for office supplies were less than anticipated.

4. Savings as expenditures for legal services were more than anticipated.

5. Overrun due to the unbudgeted expenses for the Mount Pearl North By-Election.



LEGISLATURE (excluding The Office of the Auditor General)
STATEMENT OF REVENUE AND EXPENDITURE
For the Period 1 April 2017 to 31 March 2018
Unaudited

	Original Estimates	Operating Budget	Actual Expenditures & Revenue	Savings (Over-runs) from Original Budget		Savings (Over- runs) from Operating Budget
4.1.01. OFFICE OF THE CITIZENS' REPRESENTATIVE						
01. Salaries	677,000	677,000	667,228	9,772	1	9,772
Operating Accounts:						
<i>Employee Benefits</i>	8,000	8,000	3,847	4,153	2	4,153
<i>Transportation and Communications</i>	34,800	34,800	14,280	20,521	3	20,521
<i>Supplies</i>	5,000	5,000	1,813	3,187	4	3,187
<i>Professional Services</i>	12,000	12,000	-	12,000	5	12,000
<i>Purchased Services</i>	85,400	85,400	67,093	18,307	6	18,307
					7	
<i>Property, Furnishings and Equipment</i>	4,000	4,000	1,749	2,251		2,251
02. Operating Accounts	149,200	149,200	88,781	60,419		60,419
Total: Office of the Citizens' Representative	826,200	826,200	756,009	70,191		70,191

1. Savings due to temporary vacancies.
2. Savings due to lower than anticipated conference registration fees.
3. Savings as travel expenditures were less than anticipated.
4. Savings as expenditures for office supplies were less than anticipated.
5. Savings as legal fees were less than anticipated.
6. Savings as training, advertising and other services were less than anticipated.
7. Savings as expenditures for property, furnishings and equipment less than anticipated.



LEGISLATURE (excluding The Office of the Auditor General)
STATEMENT OF REVENUE AND EXPENDITURE
For the Period 1 April 2017 to 31 March 2018
Unaudited

	Original Estimates	Operating Budget	Actual Expenditures & Revenue	Savings (Over-runs) from Original Budget		Savings (Over- runs) from Operating Budget
5.1.01. OFFICE OF THE CHILD AND YOUTH ADVOCATE						
01. Salaries	1,150,100	1,150,100	1,087,316	62,784	1	62,784
Operating Accounts:						
<i>Employee Benefits</i>	3,500	3,500	3,244	256		256
<i>Transportation and Communications</i>	55,400	55,400	46,891	8,509	2	8,509
<i>Supplies</i>	6,000	6,000	4,942	1,058	3	1,058
<i>Professional Services</i>	19,000	19,000	13,585	5,415	4	5,415
<i>Purchased Services</i>	160,900	160,900	154,094	6,806	5	6,806
<i>Property, Furnishings and Equipment</i>	4,000	4,000	3,863	137		137
02. Operating Accounts	248,800	248,800	226,619	22,181		22,181
Total: Office of the Child and Youth Advocate	1,398,900	1,398,900	1,313,935	84,965		84,965

1. Savings due to temporary vacancies, partially offset by unbudgeted cost of severance payment.
2. Savings as travel to advocacy clinics and conferences were less than anticipated.
3. Savings as expenditures for office expenditures were less than anticipated.
4. Savings as legal fees were less than anticipated.
5. Savings as training, advertising and other services were less than anticipated.



LEGISLATURE (excluding The Office of the Auditor General)
STATEMENT OF REVENUE AND EXPENDITURE
For the Period 1 April 2017 to 31 March 2018
Unaudited

	Original Estimates	Operating Budget	Actual Expenditures & Revenue	Savings (Over-runs) from Original Budget		Savings (Over- runs) from Operating Budget
6.1.01. OFFICE OF THE INFORMATION AND PRIVACY COMMISSIONER						
01. Salaries	1,116,800	1,116,800	953,380	163,420	1	163,420
Operating Accounts:				-		-
<i>Employee Benefits</i>	6,500	6,500	4,252	2,248	2	2,248
<i>Transportation and Communications</i>	32,800	30,500	25,214	7,586	3	5,286
<i>Supplies</i>	7,700	7,700	5,806	1,894		1,894
<i>Professional Services</i>	50,000	50,000	43,881	6,119	4	6,119
<i>Purchased Services</i>	122,400	122,400	121,307	1,093		1,093
<i>Property, Furnishings and Equipment</i>	1,000	3,300	3,264	(2,264)	5	36
02. Operating Accounts	220,400	220,400	203,724	16,676		16,676
02. Revenue - Provincial	-	-	(895)	895		895
Total: Office of the Information and Commissioner	1,337,200	1,337,200	1,156,209	180,096		180,096

1. Savings due to delays in hiring for newly created positions.
2. Savings due to lower than anticipated conference registration fees.
3. Savings due to lower than anticipated travel costs.
4. Savings as costs for legal and consulting services were less than anticipated..
5. Overrun due to replacements of broken equipment and computer equipment that falls below OCIO standards.



LEGISLATURE (excluding The Office of the Auditor General)
STATEMENT OF REVENUE AND EXPENDITURE
For the Period 1 April 2017 to 31 March 2018
Unaudited

	Original Estimates	Operating Budget	Actual Expenditures & Revenue	Savings (Over-runs) from Original Budget		Savings (Over- runs) from Operating Budget
7.1.01. OFFICE OF THE SENIORS' ADVOCATE						
01. Salaries	386,400	384,000	76,992	309,408	1	307,008
Operating Accounts:				-		-
<i>Employee Benefits</i>	5,700	5,700	520	5,180	2	5,180
<i>Transportation and Communications</i>	35,000	35,000	3,061	31,939	3	31,939
<i>Supplies</i>	6,800	6,800	2,692	4,108	4	4,108
<i>Professional Services</i>	9,000	9,000	-	9,000	5	9,000
<i>Purchased Services</i>	52,100	39,700	15,442	36,658	6	24,258
<i>Property, Furnishings and Equipment</i>	5,000	21,300	21,153	(16,153)	7	147
02. Operating Accounts	113,600	117,500	42,868	70,732		74,632
Total: Office of the Seniors' Advocate	500,000	501,500	119,860	380,140		381,640

1. Savings due to establishment of the office was later than originally anticipated.
2. Savings due to establishment of the office was later than originally anticipated.
3. Savings due to establishment of the office was later than originally anticipated.
4. Savings due to establishment of the office was later than originally anticipated.
5. Savings due to establishment of the office was later than originally anticipated.
6. Savings due to establishment of the office was later than originally anticipated.
7. Overrun due to the first time setup of the Office of the Seniors' Advocate.



LEGISLATURE (excluding The Office of the Auditor General)
STATEMENT OF REVENUE AND EXPENDITURE
For the Period 1 April 2017 to 31 March 2018
Unaudited

TOTAL LEGISLATURE (Excluding the Office of the Auditor General)	20,374,800	20,374,800	17,930,473	2,443,431	2,443,431
For Reconciliation Purposes Only					
Revenue	-	-	(43,067)		
Gross Figures	20,374,800	20,374,800	17,973,540		
Auditor General	3,893,100	3,893,100	3,926,784		
Total Estimates	24,267,900	24,267,900			
Gross Total per Summary Available Funds			(9,479,182)		
Gross Total Variance - Rounding			8,494,358		



OFFICE OF THE AUDITOR GENERAL
STATEMENT OF REVENUE AND EXPENDITURE
 For the Period 1 April 2017 to 31 March 2018
 Unaudited

	Original Estimates	Operating Budget	Actual Expenditures and Revenue	Savings (Over-runs) from Original Budget	Savings (Over-runs) from Operating Budget
2.1.012. Office of the Auditor General					
01. Salaries	3,234,800	3,194,800	3,276,365	(41,565)	(81,565)
02. Employee Benefits	94,800	94,800	93,949	851	851
03. Transportation and Communications	112,200	112,200	75,479	36,721	36,721
04. Supplies	64,400	64,400	46,800	17,600	17,600
05. Professional Services	99,000	139,000	169,486	(70,486)	(30,486)
06. Purchased Services	266,800	266,800	255,472	11,328	11,328
07. Property, Furnishings and Equipment	21,100	21,100	9,233	11,867	11,867
Total: Office of the Auditor General	3,893,100	3,893,100	3,926,784	(33,684)	(33,684)

- 1 Severance and paid leave cost, new AG salary.
- 2 CCAF professional training and membership costs
- 3 Reduced administrative travel and telephone and communication costs.

- 4 Reduced IT maintenance costs
- 5 Legal advice and professional expertise for special audits.
- 6 Reduced tape storage, file storage, processing costs
- 7 Reduced hardware replacement costs



House of Assembly
Newfoundland and Labrador
Member Accountability and Disclosure Report
Expenditures Summarized by Category
01-Apr-17 to 31-Mar-18

BALL, DWIGHT, MHA

Allowance Category	Expenditure Limit for Fiscal Year 2017/18 (Net of HST)	Expenditures Processed 01-Apr-17 to 31-Mar-18 (Net of HST)	Expenditures Year to Date 01-Apr-17 to 31-Mar-18 (Net of HST)	Funds Available (Net of HST)	Percent Expended to Date
Office Allowances					
Office Accommodations	12,300.00	10,282.82	10,282.82	2,017.18	83.6%
Rental of Short-term Accommodations	--	0.00	0.00	--	--
Office Start-up Costs	--	0.00	0.00	--	--
Office Operations	10,435.00	5,543.55	5,543.55	4,891.45	53.1%
Total Office Allowances		15,826.37	15,826.37		
Operational Resources					
Operational Resources	--	6,453.60	6,453.60	--	--
Total Operational Resources		6,453.60	6,453.60		
Travel & Living Allowances					
House in Session	--	7,833.48	7,833.48	--	--
House Not in Session	--	697.31	697.31	--	--
Intra & Extra-Constituency Travel	10,957.00	249.72	249.72	10,707.28	2.3%
Helicopter Travel	--	0.00	0.00	--	--
Total Travel & Living Allowances		8,780.51	8,780.51		
Constituency Allowance					
Constituency Allowance	2,609.00	76.89	76.89	2,532.11	2.9%
Total Constituency Allowance		76.89	76.89		
Total Expenditures					
		31,137.37	31,137.37		

---- End of Report ----



House of Assembly
Newfoundland and Labrador
Member Accountability and Disclosure Report
Expenditures Summarized by Category
01-Apr-17 to 31-Mar-18

Warr, Brian, MHA

Allowance Category	Expenditure Limit for Fiscal Year 2017/18 (Net of HST)	Expenditures Processed 01-Apr-17 to 31-Mar-18 (Net of HST)	Expenditures Year to Date 01-Apr-17 to 31-Mar-18 (Net of HST)	Funds Available (Net of HST)	Percent Expended to Date
Office Allowances					
Office Accommodations	9,987.00	9,987.00	9,987.00	0.00	100.0%
Rental of Short-term Accommodations	--	0.00	0.00	--	--
Office Start-up Costs	339.00	0.00	0.00	339.00	0.0%
Office Operations	10,435.00	1,205.27	1,205.27	9,229.73	11.6%
Total Office Allowances		11,192.27	11,192.27		
Operational Resources					
Operational Resources	--	6,888.33	6,888.33	--	--
Total Operational Resources		6,888.33	6,888.33		
Travel & Living Allowances					
House in Session	--	8,491.37	8,491.37	--	--
House Not in Session	--	4,012.95	4,012.95	--	--
Intra & Extra-Constituency Travel	10,957.00	6,598.81	6,598.81	4,358.19	60.2%
Helicopter Travel	--	0.00	0.00	--	--
Total Travel & Living Allowances		19,103.13	19,103.13		
Constituency Allowance					
Constituency Allowance	2,609.00	942.81	942.81	1,666.19	36.1%
Total Constituency Allowance		942.81	942.81		
Total Expenditures					
		38,126.54	38,126.54		

---- End of Report ----



House of Assembly
Newfoundland and Labrador
Member Accountability and Disclosure Report
Expenditures Summarized by Category
01-Apr-17 to 31-Mar-18

Trimper, Perry, MHA

Allowance Category	Expenditure Limit for Fiscal Year 2017/18 (Net of HST)	Expenditures Processed 01-Apr-17 to 31-Mar-18 (Net of HST)	Expenditures Year to Date 01-Apr-17 to 31-Mar-18 (Net of HST)	Funds Available (Net of HST)	Percent Expended to Date
Office Allowances					
Office Accommodations	--	0.00	0.00	--	--
Rental of Short-term Accommodations	--	0.00	0.00	--	--
Office Start-up Costs	574.00	0.00	0.00	574.00	0.0%
Office Operations	10,435.00	3,580.11	3,580.11	6,854.89	34.3%
Total Office Allowances		3,580.11	3,580.11		
Operational Resources					
Operational Resources	--	4,118.66	4,118.66	--	--
Total Operational Resources		4,118.66	4,118.66		
Travel & Living Allowances					
House in Session	--	21,474.84	21,474.84	--	--
House Not in Session	--	251.62	251.62	--	--
Intra & Extra-Constituency Travel	6,957.00	2,360.14	2,360.14	4,596.86	33.9%
Helicopter Travel	--	0.00	0.00	--	--
Total Travel & Living Allowances		24,086.60	24,086.60		
Constituency Allowance					
Constituency Allowance	2,609.00	2,184.65	2,184.65	424.35	83.7%
Total Constituency Allowance		2,184.65	2,184.65		
Total Expenditures					
		33,970.02	33,970.02		

---- End of Report ----



House of Assembly
Newfoundland and Labrador
Member Accountability and Disclosure Report
Expenditures Summarized by Category
01-Apr-17 to 31-Mar-18

ROGERS, GERRY, MHA

Allowance Category	Expenditure Limit for Fiscal Year 2017/18 (Net of HST)	Expenditures Processed 01-Apr-17 to 31-Mar-18 (Net of HST)	Expenditures Year to Date 01-Apr-17 to 31-Mar-18 (Net of HST)	Funds Available (Net of HST)	Percent Expended to Date
Office Allowances					
Office Accommodations	--	0.00	0.00	--	--
Rental of Short-term Accommodations	--	0.00	0.00	--	--
Office Start-up Costs	--	0.00	0.00	--	--
Office Operations	10,435.00	2,870.87	2,870.87	7,564.13	27.5%
Total Office Allowances		2,870.87	2,870.87		
Operational Resources					
Operational Resources	--	3,656.76	3,656.76	--	--
Total Operational Resources		3,656.76	3,656.76		
Travel & Living Allowances					
House in Session	--	0.00	0.00	--	--
House Not in Session	--	0.00	0.00	--	--
Intra & Extra-Constituency Travel	5,217.00	2,555.26	2,555.26	2,661.74	49.0%
Helicopter Travel	--	0.00	0.00	--	--
Total Travel & Living Allowances		2,555.26	2,555.26		
Constituency Allowance					
Constituency Allowance	2,609.00	1,210.84	1,210.84	1,398.16	46.4%
Total Constituency Allowance		1,210.84	1,210.84		
Total Expenditures					
		10,293.73	10,293.73		

---- End of Report ----



House of Assembly
Newfoundland and Labrador
Member Accountability and Disclosure Report
Expenditures Summarized by Category
01-Apr-17 to 31-Mar-18

REID, SCOTT, MHA

Allowance Category	Expenditure Limit for Fiscal Year 2017/18 (Net of HST)	Expenditures Processed 01-Apr-17 to 31-Mar-18 (Net of HST)	Expenditures Year to Date 01-Apr-17 to 31-Mar-18 (Net of HST)	Funds Available (Net of HST)	Percent Expended to Date
Office Allowances					
Office Accommodations	--	0.00	0.00	--	--
Rental of Short-term Accommodations	--	0.00	0.00	--	--
Office Start-up Costs	--	0.00	0.00	--	--
Office Operations	10,435.00	10,422.95	10,422.95	12.05	99.9%
Total Office Allowances		10,422.95	10,422.95		
Operational Resources					
Operational Resources	--	7,041.38	7,041.38	--	--
Total Operational Resources		7,041.38	7,041.38		
Travel & Living Allowances					
House in Session	--	17,129.18	17,129.18	--	--
House Not in Session	--	7,209.63	7,209.63	--	--
Intra & Extra-Constituency Travel	7,304.00	7,217.85	7,217.85	86.15	98.8%
Helicopter Travel	--	0.00	0.00	--	--
Total Travel & Living Allowances		31,556.66	31,556.66		
Constituency Allowance					
Constituency Allowance	2,609.00	1,129.13	1,129.13	1,479.87	43.3%
Total Constituency Allowance		1,129.13	1,129.13		
Total Expenditures					
		50,150.12	50,150.12		

---- End of Report ----



House of Assembly
Newfoundland and Labrador
Member Accountability and Disclosure Report
Expenditures Summarized by Category
01-Apr-17 to 31-Mar-18

Petten, Barry, MHA

Allowance Category	Expenditure Limit for Fiscal Year 2017/18 (Net of HST)	Expenditures Processed 01-Apr-17 to 31-Mar-18 (Net of HST)	Expenditures Year to Date 01-Apr-17 to 31-Mar-18 (Net of HST)	Funds Available (Net of HST)	Percent Expended to Date
Office Allowances					
Office Accommodations	14,280.00	14,280.00	14,280.00	0.00	100.0%
Rental of Short-term Accommodations	--	0.00	0.00	--	--
Office Start-up Costs	266.00	0.00	0.00	266.00	0.0%
Office Operations	10,435.00	9,736.76	9,736.76	698.24	93.3%
Total Office Allowances		24,016.76	24,016.76		
Operational Resources					
Operational Resources	--	9,547.17	9,547.17	--	--
Total Operational Resources		9,547.17	9,547.17		
Travel & Living Allowances					
House in Session	--	0.00	0.00	--	--
House Not in Session	--	0.00	0.00	--	--
Intra & Extra-Constituency Travel	2,904.00	0.00	0.00	2,904.00	0.0%
Helicopter Travel	--	0.00	0.00	--	--
Total Travel & Living Allowances		0.00	0.00		
Constituency Allowance					
Constituency Allowance	2,609.00	808.04	808.04	1,800.96	31.0%
Total Constituency Allowance		808.04	808.04		
Total Expenditures		34,371.97	34,371.97		

---- End of Report ----



House of Assembly
Newfoundland and Labrador
Member Accountability and Disclosure Report
Expenditures Summarized by Category
01-Apr-17 to 31-Mar-18

PERRY, TRACEY, MHA

Allowance Category	Expenditure Limit for Fiscal Year 2017/18 (Net of HST)	Expenditures Processed 01-Apr-17 to 31-Mar-18 (Net of HST)	Expenditures Year to Date 01-Apr-17 to 31-Mar-18 (Net of HST)	Funds Available (Net of HST)	Percent Expended to Date
Office Allowances					
Office Accommodations	9,492.00	9,492.00	9,492.00	0.00	100.0%
Rental of Short-term Accommodations	--	0.00	0.00	--	--
Office Start-up Costs	--	0.00	0.00	--	--
Office Operations	10,435.00	7,061.39	7,061.39	3,373.61	67.7%
Total Office Allowances		16,553.39	16,553.39		
Operational Resources					
Operational Resources	--	6,853.49	6,853.49	--	--
Total Operational Resources		6,853.49	6,853.49		
Travel & Living Allowances					
House in Session	--	21,099.96	21,099.96	--	--
House Not in Session	--	327.41	327.41	--	--
Intra & Extra-Constituency Travel	14,174.00	3,473.78	3,473.78	10,700.22	24.5%
Helicopter Travel	21,391.00	0.00	0.00	21,391.00	0.0%
Total Travel & Living Allowances		24,901.15	24,901.15		
Constituency Allowance					
Constituency Allowance	2,609.00	530.67	530.67	2,078.33	20.3%
Total Constituency Allowance		530.67	530.67		
Total Expenditures					
		48,838.70	48,838.70		

---- End of Report ----



House of Assembly
Newfoundland and Labrador
Member Accountability and Disclosure Report
Expenditures Summarized by Category
01-Apr-17 to 31-Mar-18

Parsons, Pam, MHA

Allowance Category	Expenditure Limit for Fiscal Year 2017/18 (Net of HST)	Expenditures Processed 01-Apr-17 to 31-Mar-18 (Net of HST)	Expenditures Year to Date 01-Apr-17 to 31-Mar-18 (Net of HST)	Funds Available (Net of HST)	Percent Expended to Date
Office Allowances					
Office Accommodations	11,314.00	11,313.48	11,313.48	0.52	100.0%
Rental of Short-term Accommodations	--	0.00	0.00	--	--
Office Start-up Costs	182.00	0.00	0.00	182.00	0.0%
Office Operations	10,435.00	3,492.45	3,492.45	6,942.55	33.5%
Total Office Allowances		14,805.93	14,805.93		
Operational Resources					
Operational Resources	--	5,197.53	5,197.53	--	--
Total Operational Resources		5,197.53	5,197.53		
Travel & Living Allowances					
House in Session	--	8,854.93	8,854.93	--	--
House Not in Session	--	4,288.26	4,288.26	--	--
Intra & Extra-Constituency Travel	6,696.00	3,069.40	3,069.40	3,626.60	45.8%
Helicopter Travel	--	0.00	0.00	--	--
Total Travel & Living Allowances		16,212.59	16,212.59		
Constituency Allowance					
Constituency Allowance	2,609.00	235.09	235.09	2,373.91	9.0%
Total Constituency Allowance		235.09	235.09		
Total Expenditures					
		36,451.14	36,451.14		

---- End of Report ----



House of Assembly
Newfoundland and Labrador
Member Accountability and Disclosure Report
Expenditures Summarized by Category
01-Apr-17 to 31-Mar-18

PARSONS, KEVIN, MHA

Allowance Category	Expenditure Limit for Fiscal Year 2017/18 (Net of HST)	Expenditures Processed 01-Apr-17 to 31-Mar-18 (Net of HST)	Expenditures Year to Date 01-Apr-17 to 31-Mar-18 (Net of HST)	Funds Available (Net of HST)	Percent Expended to Date
Office Allowances					
Office Accommodations	--	0.00	0.00	--	--
Rental of Short-term Accommodations	--	0.00	0.00	--	--
Office Start-up Costs	--	0.00	0.00	--	--
Office Operations	10,435.00	3,941.09	3,941.09	6,493.91	37.8%
Total Office Allowances		3,941.09	3,941.09		
Operational Resources					
Operational Resources	--	2,564.80	2,564.80	--	--
Total Operational Resources		2,564.80	2,564.80		
Travel & Living Allowances					
House in Session	--	0.00	0.00	--	--
House Not in Session	--	0.00	0.00	--	--
Intra & Extra-Constituency Travel	3,861.00	0.00	0.00	3,861.00	0.0%
Helicopter Travel	--	0.00	0.00	--	--
Total Travel & Living Allowances		0.00	0.00		
Constituency Allowance					
Constituency Allowance	2,609.00	0.00	0.00	2,609.00	0.0%
Total Constituency Allowance		0.00	0.00		
Total Expenditures		6,505.89	6,505.89		

---- End of Report ----



House of Assembly
Newfoundland and Labrador
Member Accountability and Disclosure Report
Expenditures Summarized by Category
01-Apr-17 to 31-Mar-18

PARSONS, ANDREW, MHA

Allowance Category	Expenditure Limit for Fiscal Year 2017/18 (Net of HST)	Expenditures Processed 01-Apr-17 to 31-Mar-18 (Net of HST)	Expenditures Year to Date 01-Apr-17 to 31-Mar-18 (Net of HST)	Funds Available (Net of HST)	Percent Expended to Date
Office Allowances					
Office Accommodations	13,200.00	12,000.00	12,000.00	1,200.00	90.9%
Rental of Short-term Accommodations	--	0.00	0.00	--	--
Office Start-up Costs	--	0.00	0.00	--	--
Office Operations	10,435.00	4,100.00	4,100.00	6,335.00	39.3%
Total Office Allowances		16,100.00	16,100.00		
Operational Resources					
Operational Resources	--	8,480.46	8,480.46	--	--
Total Operational Resources		8,480.46	8,480.46		
Travel & Living Allowances					
House in Session	--	26,710.49	26,710.49	--	--
House Not in Session	--	1,738.15	1,738.15	--	--
Intra & Extra-Constituency Travel	9,826.00	5,102.09	5,102.09	4,723.91	51.9%
Helicopter Travel	18,261.00	0.00	0.00	18,261.00	0.0%
Total Travel & Living Allowances		33,550.73	33,550.73		
Constituency Allowance					
Constituency Allowance	2,609.00	114.29	114.29	2,494.71	4.4%
Total Constituency Allowance		114.29	114.29		
Total Expenditures					
		58,245.48	58,245.48		

---- End of Report ----



House of Assembly
Newfoundland and Labrador
Member Accountability and Disclosure Report
Expenditures Summarized by Category
01-Apr-17 to 31-Mar-18

Parsley, Betty, MHA

Allowance Category	Expenditure Limit for Fiscal Year 2017/18 (Net of HST)	Expenditures Processed 01-Apr-17 to 31-Mar-18 (Net of HST)	Expenditures Year to Date 01-Apr-17 to 31-Mar-18 (Net of HST)	Funds Available (Net of HST)	Percent Expended to Date
Office Allowances					
Office Accommodations	19,800.00	19,800.00	19,800.00	0.00	100.0%
Rental of Short-term Accommodations	--	0.00	0.00	--	--
Office Start-up Costs	837.00	0.00	0.00	837.00	0.0%
Office Operations	10,435.00	6,637.58	6,637.58	3,797.42	63.6%
Total Office Allowances		26,437.58	26,437.58		
Operational Resources					
Operational Resources	--	5,946.31	5,946.31	--	--
Total Operational Resources		5,946.31	5,946.31		
Travel & Living Allowances					
House in Session	--	0.00	0.00	--	--
House Not in Session	--	0.00	0.00	--	--
Intra & Extra-Constituency Travel	6,609.00	6,522.12	6,522.12	86.88	98.7%
Helicopter Travel	--	0.00	0.00	--	--
Total Travel & Living Allowances		6,522.12	6,522.12		
Constituency Allowance					
Constituency Allowance	2,609.00	730.78	730.78	1,878.22	28.0%
Total Constituency Allowance		730.78	730.78		
Total Expenditures					
		39,636.79	39,636.79		

---- End of Report ----



House of Assembly
Newfoundland and Labrador
Member Accountability and Disclosure Report
Expenditures Summarized by Category
01-Apr-17 to 31-Mar-18

OSBORNE, TOM, MHA

Allowance Category	Expenditure Limit for Fiscal Year 2017/18 (Net of HST)	Expenditures Processed 01-Apr-17 to 31-Mar-18 (Net of HST)	Expenditures Year to Date 01-Apr-17 to 31-Mar-18 (Net of HST)	Funds Available (Net of HST)	Percent Expended to Date
Office Allowances					
Office Accommodations	--	0.00	0.00	--	--
Rental of Short-term Accommodations	--	0.00	0.00	--	--
Office Start-up Costs	--	0.00	0.00	--	--
Office Operations	10,435.00	1,153.21	1,153.21	9,281.79	11.1%
Total Office Allowances		1,153.21	1,153.21		
Operational Resources					
Operational Resources	--	2,234.30	2,234.30	--	--
Total Operational Resources		2,234.30	2,234.30		
Travel & Living Allowances					
House in Session	--	0.00	0.00	--	--
House Not in Session	--	0.00	0.00	--	--
Intra & Extra-Constituency Travel	5,217.00	0.00	0.00	5,217.00	0.0%
Helicopter Travel	--	0.00	0.00	--	--
Total Travel & Living Allowances		0.00	0.00		
Constituency Allowance					
Constituency Allowance	2,609.00	429.23	429.23	2,179.77	16.5%
Total Constituency Allowance		429.23	429.23		
Total Expenditures					
		3,816.74	3,816.74		

---- End of Report ----



House of Assembly
Newfoundland and Labrador
Member Accountability and Disclosure Report
Expenditures Summarized by Category
01-Apr-17 to 31-Mar-18

MITCHELMORE, CHRISTOPHER, MHA

Allowance Category	Expenditure Limit for Fiscal Year 2017/18 (Net of HST)	Expenditures Processed 01-Apr-17 to 31-Mar-18 (Net of HST)	Expenditures Year to Date 01-Apr-17 to 31-Mar-18 (Net of HST)	Funds Available (Net of HST)	Percent Expended to Date
Office Allowances					
Office Accommodations	--	0.00	0.00	--	--
Rental of Short-term Accommodations	--	0.00	0.00	--	--
Office Start-up Costs	--	0.00	0.00	--	--
Office Operations	10,435.00	6,631.88	6,631.88	3,803.12	63.6%
Total Office Allowances		6,631.88	6,631.88		
Operational Resources					
Operational Resources	--	5,286.30	5,286.30	--	--
Total Operational Resources		5,286.30	5,286.30		
Travel & Living Allowances					
House in Session	--	21,864.55	21,864.55	--	--
House Not in Session	--	318.97	318.97	--	--
Intra & Extra-Constituency Travel	10,609.00	7,972.12	7,972.12	2,636.88	75.1%
Helicopter Travel	--	0.00	0.00	--	--
Total Travel & Living Allowances		30,155.64	30,155.64		
Constituency Allowance					
Constituency Allowance	2,609.00	400.42	400.42	2,208.58	15.3%
Total Constituency Allowance		400.42	400.42		
Total Expenditures					
		42,474.24	42,474.24		

---- End of Report ----



House of Assembly
Newfoundland and Labrador
Member Accountability and Disclosure Report
Expenditures Summarized by Category
01-Apr-17 to 31-Mar-18

MICHAEL, LORRAINE, MHA

Allowance Category	Expenditure Limit for Fiscal Year 2017/18 (Net of HST)	Expenditures Processed 01-Apr-17 to 31-Mar-18 (Net of HST)	Expenditures Year to Date 01-Apr-17 to 31-Mar-18 (Net of HST)	Funds Available (Net of HST)	Percent Expended to Date
Office Allowances					
Office Accommodations	--	0.00	0.00	--	--
Rental of Short-term Accommodations	--	0.00	0.00	--	--
Office Start-up Costs	--	0.00	0.00	--	--
Office Operations	10,435.00	5,019.66	5,019.66	5,415.34	48.1%
Total Office Allowances		5,019.66	5,019.66		
Operational Resources					
Operational Resources	--	1,710.43	1,710.43	--	--
Total Operational Resources		1,710.43	1,710.43		
Travel & Living Allowances					
House in Session	--	0.00	0.00	--	--
House Not in Session	--	0.00	0.00	--	--
Intra & Extra-Constituency Travel	5,217.00	310.25	310.25	4,906.75	5.9%
Helicopter Travel	--	0.00	0.00	--	--
Total Travel & Living Allowances		310.25	310.25		
Constituency Allowance					
Constituency Allowance	2,609.00	1,234.71	1,234.71	1,374.29	47.3%
Total Constituency Allowance		1,234.71	1,234.71		
Total Expenditures					
		8,275.05	8,275.05		

---- End of Report ----



House of Assembly
Newfoundland and Labrador
Member Accountability and Disclosure Report
Expenditures Summarized by Category
01-Apr-17 to 31-Mar-18

Letto, Graham, MHA

Allowance Category	Expenditure Limit for Fiscal Year 2017/18 (Net of HST)	Expenditures Processed 01-Apr-17 to 31-Mar-18 (Net of HST)	Expenditures Year to Date 01-Apr-17 to 31-Mar-18 (Net of HST)	Funds Available (Net of HST)	Percent Expended to Date
Office Allowances					
Office Accommodations	14,400.00	0.00	0.00	14,400.00	0.0%
Rental of Short-term Accommodations	--	0.00	0.00	--	--
Office Start-up Costs	636.00	0.00	0.00	636.00	0.0%
Office Operations	10,435.00	3,491.92	3,491.92	6,943.08	33.5%
Total Office Allowances		3,491.92	3,491.92		
Operational Resources					
Operational Resources	--	4,468.09	4,468.09	--	--
Total Operational Resources		4,468.09	4,468.09		
Travel & Living Allowances					
House in Session	--	12,508.39	12,508.39	--	--
House Not in Session	--	33,563.64	33,563.64	--	--
Intra & Extra-Constituency Travel	5,739.00	4,701.96	4,701.96	1,037.04	81.9%
Helicopter Travel	--	0.00	0.00	--	--
Total Travel & Living Allowances		50,773.99	50,773.99		
Constituency Allowance					
Constituency Allowance	2,609.00	2,444.31	2,444.31	164.69	93.7%
Total Constituency Allowance		2,444.31	2,444.31		
Total Expenditures					
		61,178.31	61,178.31		

---- End of Report ----



House of Assembly
Newfoundland and Labrador
Member Accountability and Disclosure Report
Expenditures Summarized by Category
01-Apr-17 to 31-Mar-18

LESTER, JIM, MHA

Allowance Category	Expenditure Limit for Fiscal Year 2017/18 (Net of HST)	Expenditures Processed 01-Apr-17 to 31-Mar-18 (Net of HST)	Expenditures Year to Date 01-Apr-17 to 31-Mar-18 (Net of HST)	Funds Available (Net of HST)	Percent Expended to Date
Office Allowances					
Office Accommodations	--	0.00	0.00	--	--
Rental of Short-term Accommodations	--	0.00	0.00	--	--
Office Start-up Costs	870.00	225.50	225.50	644.50	25.9%
Office Operations	3,746.00	2,627.66	2,627.66	1,118.34	70.1%
Total Office Allowances		2,853.16	2,853.16		
Operational Resources					
Operational Resources	--	1,683.62	1,683.62	--	--
Total Operational Resources		1,683.62	1,683.62		
Travel & Living Allowances					
House in Session	--	0.00	0.00	--	--
House Not in Session	--	0.00	0.00	--	--
Intra & Extra-Constituency Travel	1,873.00	0.00	0.00	1,873.00	0.0%
Helicopter Travel	--	0.00	0.00	--	--
Total Travel & Living Allowances		0.00	0.00		
Constituency Allowance					
Constituency Allowance	937.00	0.00	0.00	937.00	0.0%
Total Constituency Allowance		0.00	0.00		
Total Expenditures		4,536.78	4,536.78		

---- End of Report ----



House of Assembly
Newfoundland and Labrador
Member Accountability and Disclosure Report
Expenditures Summarized by Category
01-Apr-17 to 31-Mar-18

LANE, PAUL, MHA

Allowance Category	Expenditure Limit for Fiscal Year 2017/18 (Net of HST)	Expenditures Processed 01-Apr-17 to 31-Mar-18 (Net of HST)	Expenditures Year to Date 01-Apr-17 to 31-Mar-18 (Net of HST)	Funds Available (Net of HST)	Percent Expended to Date
Office Allowances					
Office Accommodations	--	0.00	0.00	--	--
Rental of Short-term Accommodations	--	0.00	0.00	--	--
Office Start-up Costs	--	0.00	0.00	--	--
Office Operations	10,435.00	10,386.69	10,386.69	48.31	99.5%
Total Office Allowances		10,386.69	10,386.69		
Operational Resources					
Operational Resources	--	2,568.83	2,568.83	--	--
Total Operational Resources		2,568.83	2,568.83		
Travel & Living Allowances					
House in Session	--	0.00	0.00	--	--
House Not in Session	--	0.00	0.00	--	--
Intra & Extra-Constituency Travel	5,217.00	2,650.71	2,650.71	2,566.29	50.8%
Helicopter Travel	--	0.00	0.00	--	--
Total Travel & Living Allowances		2,650.71	2,650.71		
Constituency Allowance					
Constituency Allowance	2,609.00	812.70	812.70	1,796.30	31.1%
Total Constituency Allowance		812.70	812.70		
Total Expenditures		16,418.93	16,418.93		

---- End of Report ----



House of Assembly
Newfoundland and Labrador
Member Accountability and Disclosure Report
Expenditures Summarized by Category
01-Apr-17 to 31-Mar-18

KIRBY, DALE, MHA

Allowance Category	Expenditure Limit for Fiscal Year 2017/18 (Net of HST)	Expenditures Processed 01-Apr-17 to 31-Mar-18 (Net of HST)	Expenditures Year to Date 01-Apr-17 to 31-Mar-18 (Net of HST)	Funds Available (Net of HST)	Percent Expended to Date
Office Allowances					
Office Accommodations	--	0.00	0.00	--	--
Rental of Short-term Accommodations	--	0.00	0.00	--	--
Office Start-up Costs	--	0.00	0.00	--	--
Office Operations	10,435.00	4,866.97	4,866.97	5,568.03	46.6%
Total Office Allowances		4,866.97	4,866.97		
Operational Resources					
Operational Resources	--	3,007.58	3,007.58	--	--
Total Operational Resources		3,007.58	3,007.58		
Travel & Living Allowances					
House in Session	--	0.00	0.00	--	--
House Not in Session	--	0.00	0.00	--	--
Intra & Extra-Constituency Travel	5,217.00	0.00	0.00	5,217.00	0.0%
Helicopter Travel	--	0.00	0.00	--	--
Total Travel & Living Allowances		0.00	0.00		
Constituency Allowance					
Constituency Allowance	2,609.00	2,528.68	2,528.68	80.32	96.9%
Total Constituency Allowance		2,528.68	2,528.68		
Total Expenditures					
		10,403.23	10,403.23		

---- End of Report ----



House of Assembly
Newfoundland and Labrador
Member Accountability and Disclosure Report
Expenditures Summarized by Category
01-Apr-17 to 31-Mar-18

King, Neil, MHA

Allowance Category	Expenditure Limit for Fiscal Year 2017/18 (Net of HST)	Expenditures Processed 01-Apr-17 to 31-Mar-18 (Net of HST)	Expenditures Year to Date 01-Apr-17 to 31-Mar-18 (Net of HST)	Funds Available (Net of HST)	Percent Expended to Date
Office Allowances					
Office Accommodations	17,820.00	17,820.00	17,820.00	0.00	100.0%
Rental of Short-term Accommodations	--	0.00	0.00	--	--
Office Start-up Costs	653.00	0.00	0.00	653.00	0.0%
Office Operations	10,435.00	6,683.03	6,683.03	3,751.97	64.0%
Total Office Allowances		24,503.03	24,503.03		
Operational Resources					
Operational Resources	--	5,228.71	5,228.71	--	--
Total Operational Resources		5,228.71	5,228.71		
Travel & Living Allowances					
House in Session	--	15,721.68	15,721.68	--	--
House Not in Session	--	12,186.77	12,186.77	--	--
Intra & Extra-Constituency Travel	9,739.00	7,028.47	7,028.47	2,710.53	72.2%
Helicopter Travel	--	0.00	0.00	--	--
Total Travel & Living Allowances		34,936.92	34,936.92		
Constituency Allowance					
Constituency Allowance	2,609.00	1,033.34	1,033.34	1,575.66	39.6%
Total Constituency Allowance		1,033.34	1,033.34		
Total Expenditures					
		65,702.00	65,702.00		

---- End of Report ----



House of Assembly
Newfoundland and Labrador
Member Accountability and Disclosure Report
Expenditures Summarized by Category
01-Apr-17 to 31-Mar-18

KENT, STEVE, MHA

Allowance Category	Expenditure Limit for Fiscal Year 2017/18 (Net of HST)	Expenditures Processed 01-Apr-17 to 31-Mar-18 (Net of HST)	Expenditures Year to Date 01-Apr-17 to 31-Mar-18 (Net of HST)	Funds Available (Net of HST)	Percent Expended to Date
Office Allowances					
Office Accommodations	--	0.00	0.00	--	--
Rental of Short-term Accommodations	--	0.00	0.00	--	--
Office Start-up Costs	--	0.00	0.00	--	--
Office Operations	10,435.00	1,111.23	1,111.23	9,323.77	10.6%
Total Office Allowances		1,111.23	1,111.23		
Operational Resources					
Operational Resources	--	2,067.54	2,067.54	--	--
Total Operational Resources		2,067.54	2,067.54		
Travel & Living Allowances					
House in Session	--	0.00	0.00	--	--
House Not in Session	--	0.00	0.00	--	--
Intra & Extra-Constituency Travel	5,217.00	0.00	0.00	5,217.00	0.0%
Helicopter Travel	--	0.00	0.00	--	--
Total Travel & Living Allowances		0.00	0.00		
Constituency Allowance					
Constituency Allowance	2,609.00	59.00	59.00	2,550.00	2.3%
Total Constituency Allowance		59.00	59.00		
Total Expenditures					
		3,237.77	3,237.77		

---- End of Report ----



House of Assembly
Newfoundland and Labrador
Member Accountability and Disclosure Report
Expenditures Summarized by Category
01-Apr-17 to 31-Mar-18

JOYCE, EDDIE, MHA

Allowance Category	Expenditure Limit for Fiscal Year 2017/18 (Net of HST)	Expenditures Processed 01-Apr-17 to 31-Mar-18 (Net of HST)	Expenditures Year to Date 01-Apr-17 to 31-Mar-18 (Net of HST)	Funds Available (Net of HST)	Percent Expended to Date
Office Allowances					
Office Accommodations	--	0.00	0.00	--	--
Rental of Short-term Accommodations	--	0.00	0.00	--	--
Office Start-up Costs	--	0.00	0.00	--	--
Office Operations	10,435.00	7,626.37	7,626.37	2,808.63	73.1%
Total Office Allowances		7,626.37	7,626.37		
Operational Resources					
Operational Resources	--	4,382.22	4,382.22	--	--
Total Operational Resources		4,382.22	4,382.22		
Travel & Living Allowances					
House in Session	--	16,211.56	16,211.56	--	--
House Not in Session	--	204.91	204.91	--	--
Intra & Extra-Constituency Travel	10,870.00	4,823.82	4,823.82	6,046.18	44.4%
Helicopter Travel	--	0.00	0.00	--	--
Total Travel & Living Allowances		21,240.29	21,240.29		
Constituency Allowance					
Constituency Allowance	2,609.00	174.04	174.04	2,434.96	6.7%
Total Constituency Allowance		174.04	174.04		
Total Expenditures					
		33,422.92	33,422.92		

---- End of Report ----



House of Assembly
Newfoundland and Labrador
Member Accountability and Disclosure Report
Expenditures Summarized by Category
01-Apr-17 to 31-Mar-18

HUTCHINGS, KEITH, MHA

Allowance Category	Expenditure Limit for Fiscal Year 2017/18 (Net of HST)	Expenditures Processed 01-Apr-17 to 31-Mar-18 (Net of HST)	Expenditures Year to Date 01-Apr-17 to 31-Mar-18 (Net of HST)	Funds Available (Net of HST)	Percent Expended to Date
Office Allowances					
Office Accommodations	--	0.00	0.00	--	--
Rental of Short-term Accommodations	--	0.00	0.00	--	--
Office Start-up Costs	--	0.00	0.00	--	--
Office Operations	10,435.00	2,884.80	2,884.80	7,550.20	27.6%
Total Office Allowances		2,884.80	2,884.80		
Operational Resources					
Operational Resources	--	4,013.38	4,013.38	--	--
Total Operational Resources		4,013.38	4,013.38		
Travel & Living Allowances					
House in Session	--	0.00	0.00	--	--
House Not in Session	--	487.45	487.45	--	--
Intra & Extra-Constituency Travel	8,783.00	6,985.48	6,985.48	1,797.52	79.5%
Helicopter Travel	--	0.00	0.00	--	--
Total Travel & Living Allowances		7,472.93	7,472.93		
Constituency Allowance					
Constituency Allowance	2,609.00	550.00	550.00	2,059.00	21.1%
Total Constituency Allowance		550.00	550.00		
Total Expenditures					
		14,921.11	14,921.11		

---- End of Report ----



House of Assembly
Newfoundland and Labrador
Member Accountability and Disclosure Report
Expenditures Summarized by Category
01-Apr-17 to 31-Mar-18

Holloway, Colin, MHA

Allowance Category	Expenditure Limit for Fiscal Year 2017/18 (Net of HST)	Expenditures Processed 01-Apr-17 to 31-Mar-18 (Net of HST)	Expenditures Year to Date 01-Apr-17 to 31-Mar-18 (Net of HST)	Funds Available (Net of HST)	Percent Expended to Date
Office Allowances					
Office Accommodations	10,960.00	10,959.96	10,959.96	0.04	100.0%
Rental of Short-term Accommodations	--	0.00	0.00	--	--
Office Start-up Costs	252.00	99.55	99.55	152.45	39.5%
Office Operations	10,435.00	5,229.74	5,229.74	5,205.26	50.1%
Total Office Allowances		16,289.25	16,289.25		
Operational Resources					
Operational Resources	--	4,982.98	4,982.98	--	--
Total Operational Resources		4,982.98	4,982.98		
Travel & Living Allowances					
House in Session	--	9,752.10	9,752.10	--	--
House Not in Session	--	3,391.89	3,391.89	--	--
Intra & Extra-Constituency Travel	11,043.00	9,262.60	9,262.60	1,780.40	83.9%
Helicopter Travel	--	0.00	0.00	--	--
Total Travel & Living Allowances		22,406.59	22,406.59		
Constituency Allowance					
Constituency Allowance	2,609.00	799.79	799.79	1,809.21	30.7%
Total Constituency Allowance		799.79	799.79		
Total Expenditures					
		44,478.61	44,478.61		

---- End of Report ----



House of Assembly
Newfoundland and Labrador
Member Accountability and Disclosure Report
Expenditures Summarized by Category
01-Apr-17 to 31-Mar-18

Hawkins, Allan, MHA

Allowance Category	Expenditure Limit for Fiscal Year 2017/18 (Net of HST)	Expenditures Processed 01-Apr-17 to 31-Mar-18 (Net of HST)	Expenditures Year to Date 01-Apr-17 to 31-Mar-18 (Net of HST)	Funds Available (Net of HST)	Percent Expended to Date
Office Allowances					
Office Accommodations	--	0.00	0.00	--	--
Rental of Short-term Accommodations	--	0.00	0.00	--	--
Office Start-up Costs	870.00	0.00	0.00	870.00	0.0%
Office Operations	10,435.00	5,287.88	5,287.88	5,147.12	50.7%
Total Office Allowances		5,287.88	5,287.88		
Operational Resources					
Operational Resources	--	6,148.38	6,148.38	--	--
Total Operational Resources		6,148.38	6,148.38		
Travel & Living Allowances					
House in Session	--	13,944.31	13,944.31	--	--
House Not in Session	--	78.95	78.95	--	--
Intra & Extra-Constituency Travel	7,913.00	5,937.33	5,937.33	1,975.67	75.0%
Helicopter Travel	--	0.00	0.00	--	--
Total Travel & Living Allowances		19,960.59	19,960.59		
Constituency Allowance					
Constituency Allowance	2,609.00	669.82	669.82	1,939.18	25.7%
Total Constituency Allowance		669.82	669.82		
Total Expenditures					
		32,066.67	32,066.67		

---- End of Report ----



House of Assembly
Newfoundland and Labrador
Member Accountability and Disclosure Report
Expenditures Summarized by Category
01-Apr-17 to 31-Mar-18

Haley, Carol Anne, MHA

Allowance Category	Expenditure Limit for Fiscal Year 2017/18 (Net of HST)	Expenditures Processed 01-Apr-17 to 31-Mar-18 (Net of HST)	Expenditures Year to Date 01-Apr-17 to 31-Mar-18 (Net of HST)	Funds Available (Net of HST)	Percent Expended to Date
Office Allowances					
Office Accommodations	15,545.00	15,544.32	15,544.32	0.68	100.0%
Rental of Short-term Accommodations	--	0.00	0.00	--	--
Office Start-up Costs	676.00	0.00	0.00	676.00	0.0%
Office Operations	10,435.00	3,463.69	3,463.69	6,971.31	33.2%
Total Office Allowances		19,008.01	19,008.01		
Operational Resources					
Operational Resources	--	6,523.95	6,523.95	--	--
Total Operational Resources		6,523.95	6,523.95		
Travel & Living Allowances					
House in Session	--	15,339.65	15,339.65	--	--
House Not in Session	--	12,261.95	12,261.95	--	--
Intra & Extra-Constituency Travel	11,043.00	8,761.48	8,761.48	2,281.52	79.3%
Helicopter Travel	--	0.00	0.00	--	--
Total Travel & Living Allowances		36,363.08	36,363.08		
Constituency Allowance					
Constituency Allowance	2,609.00	1,197.62	1,197.62	1,411.38	45.9%
Total Constituency Allowance		1,197.62	1,197.62		
Total Expenditures					
		63,092.66	63,092.66		

---- End of Report ----



House of Assembly
Newfoundland and Labrador
Member Accountability and Disclosure Report
Expenditures Summarized by Category
01-Apr-17 to 31-Mar-18

Haggie, John, MHA

Allowance Category	Expenditure Limit for Fiscal Year 2017/18 (Net of HST)	Expenditures Processed 01-Apr-17 to 31-Mar-18 (Net of HST)	Expenditures Year to Date 01-Apr-17 to 31-Mar-18 (Net of HST)	Funds Available (Net of HST)	Percent Expended to Date
Office Allowances					
Office Accommodations	--	0.00	0.00	--	--
Rental of Short-term Accommodations	--	0.00	0.00	--	--
Office Start-up Costs	--	0.00	0.00	--	--
Office Operations	10,435.00	4,117.46	4,117.46	6,317.54	39.5%
Total Office Allowances		4,117.46	4,117.46		
Operational Resources					
Operational Resources	--	5,104.26	5,104.26	--	--
Total Operational Resources		5,104.26	5,104.26		
Travel & Living Allowances					
House in Session	--	15,406.79	15,406.79	--	--
House Not in Session	--	1,060.88	1,060.88	--	--
Intra & Extra-Constituency Travel	6,696.00	1,302.56	1,302.56	5,393.44	19.5%
Helicopter Travel	--	0.00	0.00	--	--
Total Travel & Living Allowances		17,770.23	17,770.23		
Constituency Allowance					
Constituency Allowance	2,609.00	353.29	353.29	2,255.71	13.5%
Total Constituency Allowance		353.29	353.29		
Total Expenditures					
		27,345.24	27,345.24		

---- End of Report ----



House of Assembly
Newfoundland and Labrador
Member Accountability and Disclosure Report
Expenditures Summarized by Category
01-Apr-17 to 31-Mar-18

Gambin - Walsh, Sherry, MHA

Allowance Category	Expenditure Limit for Fiscal Year 2017/18 (Net of HST)	Expenditures Processed 01-Apr-17 to 31-Mar-18 (Net of HST)	Expenditures Year to Date 01-Apr-17 to 31-Mar-18 (Net of HST)	Funds Available (Net of HST)	Percent Expended to Date
Office Allowances					
Office Accommodations	19,000.00	18,999.96	18,999.96	0.04	100.0%
Rental of Short-term Accommodations	--	0.00	0.00	--	--
Office Start-up Costs	92.00	0.00	0.00	92.00	0.0%
Office Operations	10,435.00	8,566.86	8,566.86	1,868.14	82.1%
Total Office Allowances		27,566.82	27,566.82		
Operational Resources					
Operational Resources	--	9,330.19	9,330.19	--	--
Total Operational Resources		9,330.19	9,330.19		
Travel & Living Allowances					
House in Session	--	6,086.11	6,086.11	--	--
House Not in Session	--	0.00	0.00	--	--
Intra & Extra-Constituency Travel	10,000.00	8,395.43	8,395.43	1,604.57	84.0%
Helicopter Travel	--	0.00	0.00	--	--
Total Travel & Living Allowances		14,481.54	14,481.54		
Constituency Allowance					
Constituency Allowance	2,609.00	1,818.74	1,818.74	790.26	69.7%
Total Constituency Allowance		1,818.74	1,818.74		
Total Expenditures					
		53,197.29	53,197.29		

---- End of Report ----



House of Assembly
Newfoundland and Labrador
Member Accountability and Disclosure Report
Expenditures Summarized by Category
01-Apr-17 to 31-Mar-18

Finn, John, MHA

Allowance Category	Expenditure Limit for Fiscal Year 2017/18 (Net of HST)	Expenditures Processed 01-Apr-17 to 31-Mar-18 (Net of HST)	Expenditures Year to Date 01-Apr-17 to 31-Mar-18 (Net of HST)	Funds Available (Net of HST)	Percent Expended to Date
Office Allowances					
Office Accommodations	8,963.00	8,962.80	8,962.80	0.20	100.0%
Rental of Short-term Accommodations	--	0.00	0.00	--	--
Office Start-up Costs	152.00	0.00	0.00	152.00	0.0%
Office Operations	10,435.00	7,245.18	7,245.18	3,189.82	69.4%
Total Office Allowances		16,207.98	16,207.98		
Operational Resources					
Operational Resources	--	5,672.81	5,672.81	--	--
Total Operational Resources		5,672.81	5,672.81		
Travel & Living Allowances					
House in Session	--	13,446.42	13,446.42	--	--
House Not in Session	--	12,742.27	12,742.27	--	--
Intra & Extra-Constituency Travel	5,913.00	1,193.96	1,193.96	4,719.04	20.2%
Helicopter Travel	--	0.00	0.00	--	--
Total Travel & Living Allowances		27,382.65	27,382.65		
Constituency Allowance					
Constituency Allowance	2,609.00	255.59	255.59	2,353.41	9.8%
Total Constituency Allowance		255.59	255.59		
Total Expenditures					
		49,519.03	49,519.03		

---- End of Report ----



House of Assembly
Newfoundland and Labrador
Member Accountability and Disclosure Report
Expenditures Summarized by Category
01-Apr-17 to 31-Mar-18

EDMUNDS, RANDY, MHA

Allowance Category	Expenditure Limit for Fiscal Year 2017/18 (Net of HST)	Expenditures Processed 01-Apr-17 to 31-Mar-18 (Net of HST)	Expenditures Year to Date 01-Apr-17 to 31-Mar-18 (Net of HST)	Funds Available (Net of HST)	Percent Expended to Date
Office Allowances					
Office Accommodations	--	0.00	0.00	--	--
Rental of Short-term Accommodations	--	0.00	0.00	--	--
Office Start-up Costs	--	0.00	0.00	--	--
Office Operations	10,435.00	1,060.20	1,060.20	9,374.80	10.2%
Total Office Allowances		1,060.20	1,060.20		
Operational Resources					
Operational Resources	--	4,177.99	4,177.99	--	--
Total Operational Resources		4,177.99	4,177.99		
Travel & Living Allowances					
House in Session	--	32,222.30	32,222.30	--	--
House Not in Session	--	11,311.01	11,311.01	--	--
Intra & Extra-Constituency Travel	18,000.00	11,243.69	11,243.69	6,756.31	62.5%
Helicopter Travel	9,130.00	0.00	0.00	9,130.00	0.0%
Total Travel & Living Allowances		54,777.00	54,777.00		
Constituency Allowance					
Constituency Allowance	2,609.00	474.12	474.12	2,134.88	18.2%
Total Constituency Allowance		474.12	474.12		
Total Expenditures					
		60,489.31	60,489.31		

---- End of Report ----



House of Assembly
Newfoundland and Labrador
Member Accountability and Disclosure Report
Expenditures Summarized by Category
01-Apr-17 to 31-Mar-18

DEMPSTER, LISA, MHA

Allowance Category	Expenditure Limit for Fiscal Year 2017/18 (Net of HST)	Expenditures Processed 01-Apr-17 to 31-Mar-18 (Net of HST)	Expenditures Year to Date 01-Apr-17 to 31-Mar-18 (Net of HST)	Funds Available (Net of HST)	Percent Expended to Date
Office Allowances					
Office Accommodations	13,860.00	13,860.00	13,860.00	0.00	100.0%
Rental of Short-term Accommodations	--	0.00	0.00	--	--
Office Start-up Costs	--	0.00	0.00	--	--
Office Operations	10,435.00	4,780.31	4,780.31	5,654.69	45.8%
Total Office Allowances		18,640.31	18,640.31		
Operational Resources					
Operational Resources	--	11,099.29	11,099.29	--	--
Total Operational Resources		11,099.29	11,099.29		
Travel & Living Allowances					
House in Session	--	22,868.26	22,868.26	--	--
House Not in Session	--	7,058.38	7,058.38	--	--
Intra & Extra-Constituency Travel	22,261.00	10,553.81	10,553.81	11,707.19	47.4%
Helicopter Travel	18,261.00	0.00	0.00	18,261.00	0.0%
Total Travel & Living Allowances		40,480.45	40,480.45		
Constituency Allowance					
Constituency Allowance	2,609.00	2,151.61	2,151.61	457.39	82.5%
Total Constituency Allowance		2,151.61	2,151.61		
Total Expenditures					
		72,371.66	72,371.66		

---- End of Report ----



House of Assembly
Newfoundland and Labrador
Member Accountability and Disclosure Report
Expenditures Summarized by Category
01-Apr-17 to 31-Mar-18

Dean, Jerry, MHA

Allowance Category	Expenditure Limit for Fiscal Year 2017/18 (Net of HST)	Expenditures Processed 01-Apr-17 to 31-Mar-18 (Net of HST)	Expenditures Year to Date 01-Apr-17 to 31-Mar-18 (Net of HST)	Funds Available (Net of HST)	Percent Expended to Date
Office Allowances					
Office Accommodations	19,200.00	19,200.00	19,200.00	0.00	100.0%
Rental of Short-term Accommodations	--	0.00	0.00	--	--
Office Start-up Costs	412.00	0.00	0.00	412.00	0.0%
Office Operations	10,435.00	4,332.23	4,332.23	6,102.77	41.5%
Total Office Allowances		23,532.23	23,532.23		
Operational Resources					
Operational Resources	--	8,903.26	8,903.26	--	--
Total Operational Resources		8,903.26	8,903.26		
Travel & Living Allowances					
House in Session	--	17,083.47	17,083.47	--	--
House Not in Session	--	1,647.63	1,647.63	--	--
Intra & Extra-Constituency Travel	9,391.00	3,883.90	3,883.90	5,507.10	41.4%
Helicopter Travel	--	0.00	0.00	--	--
Total Travel & Living Allowances		22,615.00	22,615.00		
Constituency Allowance					
Constituency Allowance	2,609.00	609.03	609.03	1,999.97	23.3%
Total Constituency Allowance		609.03	609.03		
Total Expenditures					
		55,659.52	55,659.52		

---- End of Report ----



House of Assembly
Newfoundland and Labrador
Member Accountability and Disclosure Report
Expenditures Summarized by Category
01-Apr-17 to 31-Mar-18

DAVIS, PAUL, MHA

Allowance Category	Expenditure Limit for Fiscal Year 2017/18 (Net of HST)	Expenditures Processed 01-Apr-17 to 31-Mar-18 (Net of HST)	Expenditures Year to Date 01-Apr-17 to 31-Mar-18 (Net of HST)	Funds Available (Net of HST)	Percent Expended to Date
Office Allowances					
Office Accommodations	--	0.00	0.00	--	--
Rental of Short-term Accommodations	--	0.00	0.00	--	--
Office Start-up Costs	--	0.00	0.00	--	--
Office Operations	10,435.00	8,221.88	8,221.88	2,213.12	78.8%
Total Office Allowances		8,221.88	8,221.88		
Operational Resources					
Operational Resources	--	1,855.98	1,855.98	--	--
Total Operational Resources		1,855.98	1,855.98		
Travel & Living Allowances					
House in Session	--	0.00	0.00	--	--
House Not in Session	--	0.00	0.00	--	--
Intra & Extra-Constituency Travel	5,217.00	0.00	0.00	5,217.00	0.0%
Helicopter Travel	--	0.00	0.00	--	--
Total Travel & Living Allowances		0.00	0.00		
Constituency Allowance					
Constituency Allowance	2,609.00	241.86	241.86	2,367.14	9.3%
Total Constituency Allowance		241.86	241.86		
Total Expenditures		10,319.72	10,319.72		

---- End of Report ----



House of Assembly
Newfoundland and Labrador
Member Accountability and Disclosure Report
Expenditures Summarized by Category
01-Apr-17 to 31-Mar-18

Davis, Bernard, MHA

Allowance Category	Expenditure Limit for Fiscal Year 2017/18 (Net of HST)	Expenditures Processed 01-Apr-17 to 31-Mar-18 (Net of HST)	Expenditures Year to Date 01-Apr-17 to 31-Mar-18 (Net of HST)	Funds Available (Net of HST)	Percent Expended to Date
Office Allowances					
Office Accommodations	--	0.00	0.00	--	--
Rental of Short-term Accommodations	--	0.00	0.00	--	--
Office Start-up Costs	278.00	0.00	0.00	278.00	0.0%
Office Operations	10,435.00	5,810.42	5,810.42	4,624.58	55.7%
Total Office Allowances		5,810.42	5,810.42		
Operational Resources					
Operational Resources	--	3,827.80	3,827.80	--	--
Total Operational Resources		3,827.80	3,827.80		
Travel & Living Allowances					
House in Session	--	0.00	0.00	--	--
House Not in Session	--	0.00	0.00	--	--
Intra & Extra-Constituency Travel	5,217.00	74.99	74.99	5,142.01	1.4%
Helicopter Travel	--	0.00	0.00	--	--
Total Travel & Living Allowances		74.99	74.99		
Constituency Allowance					
Constituency Allowance	2,609.00	2,548.53	2,548.53	60.47	97.7%
Total Constituency Allowance		2,548.53	2,548.53		
Total Expenditures					
		12,261.74	12,261.74		

---- End of Report ----



House of Assembly
Newfoundland and Labrador
Member Accountability and Disclosure Report
Expenditures Summarized by Category
01-Apr-17 to 31-Mar-18

CROCKER, STEVE, MHA

Allowance Category	Expenditure Limit for Fiscal Year 2017/18 (Net of HST)	Expenditures Processed 01-Apr-17 to 31-Mar-18 (Net of HST)	Expenditures Year to Date 01-Apr-17 to 31-Mar-18 (Net of HST)	Funds Available (Net of HST)	Percent Expended to Date
Office Allowances					
Office Accommodations	13,101.00	13,100.04	13,100.04	0.96	100.0%
Rental of Short-term Accommodations	--	0.00	0.00	--	--
Office Start-up Costs	--	0.00	0.00	--	--
Office Operations	10,435.00	4,472.73	4,472.73	5,962.27	42.9%
Total Office Allowances		17,572.77	17,572.77		
Operational Resources					
Operational Resources	--	8,390.75	8,390.75	--	--
Total Operational Resources		8,390.75	8,390.75		
Travel & Living Allowances					
House in Session	--	6,040.63	6,040.63	--	--
House Not in Session	--	774.85	774.85	--	--
Intra & Extra-Constituency Travel	7,478.00	2,341.29	2,341.29	5,136.71	31.3%
Helicopter Travel	--	0.00	0.00	--	--
Total Travel & Living Allowances		9,156.77	9,156.77		
Constituency Allowance					
Constituency Allowance	2,609.00	1,077.26	1,077.26	1,531.74	41.3%
Total Constituency Allowance		1,077.26	1,077.26		
Total Expenditures					
		36,197.55	36,197.55		

---- End of Report ----



House of Assembly
Newfoundland and Labrador
Member Accountability and Disclosure Report
Expenditures Summarized by Category
01-Apr-17 to 31-Mar-18

Coady, Siobhan, MHA

Allowance Category	Expenditure Limit for Fiscal Year 2017/18 (Net of HST)	Expenditures Processed 01-Apr-17 to 31-Mar-18 (Net of HST)	Expenditures Year to Date 01-Apr-17 to 31-Mar-18 (Net of HST)	Funds Available (Net of HST)	Percent Expended to Date
Office Allowances					
Office Accommodations	--	0.00	0.00	--	--
Rental of Short-term Accommodations	--	0.00	0.00	--	--
Office Start-up Costs	691.00	0.00	0.00	691.00	0.0%
Office Operations	10,435.00	4,426.01	4,426.01	6,008.99	42.4%
Total Office Allowances		4,426.01	4,426.01		
Operational Resources					
Operational Resources	--	1,909.83	1,909.83	--	--
Total Operational Resources		1,909.83	1,909.83		
Travel & Living Allowances					
House in Session	--	0.00	0.00	--	--
House Not in Session	--	0.00	0.00	--	--
Intra & Extra-Constituency Travel	5,217.00	51.12	51.12	5,165.88	1.0%
Helicopter Travel	--	0.00	0.00	--	--
Total Travel & Living Allowances		51.12	51.12		
Constituency Allowance					
Constituency Allowance	2,609.00	1,021.41	1,021.41	1,587.59	39.1%
Total Constituency Allowance		1,021.41	1,021.41		
Total Expenditures		7,408.37	7,408.37		

---- End of Report ----



House of Assembly
Newfoundland and Labrador
Member Accountability and Disclosure Report
Expenditures Summarized by Category
01-Apr-17 to 31-Mar-18

Byrne, Gerry, MHA

Allowance Category	Expenditure Limit for Fiscal Year 2017/18 (Net of HST)	Expenditures Processed 01-Apr-17 to 31-Mar-18 (Net of HST)	Expenditures Year to Date 01-Apr-17 to 31-Mar-18 (Net of HST)	Funds Available (Net of HST)	Percent Expended to Date
Office Allowances					
Office Accommodations	--	0.00	0.00	--	--
Rental of Short-term Accommodations	--	0.00	0.00	--	--
Office Start-up Costs	300.00	0.00	0.00	300.00	0.0%
Office Operations	10,435.00	1,317.94	1,317.94	9,117.06	12.6%
Total Office Allowances		1,317.94	1,317.94		
Operational Resources					
Operational Resources	--	4,197.83	4,197.83	--	--
Total Operational Resources		4,197.83	4,197.83		
Travel & Living Allowances					
House in Session	--	23,060.62	23,060.62	--	--
House Not in Session	--	103.47	103.47	--	--
Intra & Extra-Constituency Travel	5,217.00	0.00	0.00	5,217.00	0.0%
Helicopter Travel	--	0.00	0.00	--	--
Total Travel & Living Allowances		23,164.09	23,164.09		
Constituency Allowance					
Constituency Allowance	2,609.00	239.24	239.24	2,369.76	9.2%
Total Constituency Allowance		239.24	239.24		
Total Expenditures					
		28,919.10	28,919.10		

---- End of Report ----



House of Assembly
Newfoundland and Labrador
Member Accountability and Disclosure Report
Expenditures Summarized by Category
01-Apr-17 to 31-Mar-18

Browne, Mark, MHA

Allowance Category	Expenditure Limit for Fiscal Year 2017/18 (Net of HST)	Expenditures Processed 01-Apr-17 to 31-Mar-18 (Net of HST)	Expenditures Year to Date 01-Apr-17 to 31-Mar-18 (Net of HST)	Funds Available (Net of HST)	Percent Expended to Date
Office Allowances					
Office Accommodations	16,000.00	15,999.96	15,999.96	0.04	100.0%
Rental of Short-term Accommodations	--	0.00	0.00	--	--
Office Start-up Costs	67.00	0.00	0.00	67.00	0.0%
Office Operations	10,435.00	9,178.36	9,178.36	1,256.64	88.0%
Total Office Allowances		25,178.32	25,178.32		
Operational Resources					
Operational Resources	--	6,713.12	6,713.12	--	--
Total Operational Resources		6,713.12	6,713.12		
Travel & Living Allowances					
House in Session	--	10,325.49	10,325.49	--	--
House Not in Session	--	4,413.97	4,413.97	--	--
Intra & Extra-Constituency Travel	12,000.00	8,464.39	8,464.39	3,535.61	70.5%
Helicopter Travel	--	0.00	0.00	--	--
Total Travel & Living Allowances		23,203.85	23,203.85		
Constituency Allowance					
Constituency Allowance	2,609.00	1,820.61	1,820.61	788.39	69.8%
Total Constituency Allowance		1,820.61	1,820.61		
Total Expenditures					
		56,915.90	56,915.90		

---- End of Report ----



House of Assembly
Newfoundland and Labrador
Member Accountability and Disclosure Report
Expenditures Summarized by Category
01-Apr-17 to 31-Mar-18

BRAZIL, DAVID, MHA

Allowance Category	Expenditure Limit for Fiscal Year 2017/18 (Net of HST)	Expenditures Processed 01-Apr-17 to 31-Mar-18 (Net of HST)	Expenditures Year to Date 01-Apr-17 to 31-Mar-18 (Net of HST)	Funds Available (Net of HST)	Percent Expended to Date
Office Allowances					
Office Accommodations	--	0.00	0.00	--	--
Rental of Short-term Accommodations	--	0.00	0.00	--	--
Office Start-up Costs	--	0.00	0.00	--	--
Office Operations	10,435.00	10,043.58	10,043.58	391.42	96.2%
Total Office Allowances		10,043.58	10,043.58		
Operational Resources					
Operational Resources	--	2,405.92	2,405.92	--	--
Total Operational Resources		2,405.92	2,405.92		
Travel & Living Allowances					
House in Session	--	0.00	0.00	--	--
House Not in Session	--	0.00	0.00	--	--
Intra & Extra-Constituency Travel	4,296.00	4,296.00	4,296.00	0.00	100.0%
Helicopter Travel	--	0.00	0.00	--	--
Total Travel & Living Allowances		4,296.00	4,296.00		
Constituency Allowance					
Constituency Allowance	2,609.00	939.76	939.76	1,669.24	36.0%
Total Constituency Allowance		939.76	939.76		
Total Expenditures					
		17,685.26	17,685.26		

---- End of Report ----



House of Assembly
Newfoundland and Labrador
Member Accountability and Disclosure Report
Expenditures Summarized by Category
01-Apr-17 to 31-Mar-18

Bragg, Derrick, MHA

Allowance Category	Expenditure Limit for Fiscal Year 2017/18 (Net of HST)	Expenditures Processed 01-Apr-17 to 31-Mar-18 (Net of HST)	Expenditures Year to Date 01-Apr-17 to 31-Mar-18 (Net of HST)	Funds Available (Net of HST)	Percent Expended to Date
Office Allowances					
Office Accommodations	14,400.00	14,400.00	14,400.00	0.00	100.0%
Rental of Short-term Accommodations	--	0.00	0.00	--	--
Office Start-up Costs	455.00	0.00	0.00	455.00	0.0%
Office Operations	10,435.00	2,625.17	2,625.17	7,809.83	25.2%
Total Office Allowances		17,025.17	17,025.17		
Operational Resources					
Operational Resources	--	5,385.87	5,385.87	--	--
Total Operational Resources		5,385.87	5,385.87		
Travel & Living Allowances					
House in Session	--	16,103.65	16,103.65	--	--
House Not in Session	--	4,337.82	4,337.82	--	--
Intra & Extra-Constituency Travel	11,043.00	11,041.56	11,041.56	1.44	100.0%
Helicopter Travel	--	0.00	0.00	--	--
Total Travel & Living Allowances		31,483.03	31,483.03		
Constituency Allowance					
Constituency Allowance	2,609.00	888.36	888.36	1,720.64	34.0%
Total Constituency Allowance		888.36	888.36		
Total Expenditures					
		54,782.43	54,782.43		

---- End of Report ----



House of Assembly
Newfoundland and Labrador
Member Accountability and Disclosure Report
Expenditures Summarized by Category
01-Apr-17 to 31-Mar-18

Bennett, Derek, MHA

Allowance Category	Expenditure Limit for Fiscal Year 2017/18 (Net of HST)	Expenditures Processed 01-Apr-17 to 31-Mar-18 (Net of HST)	Expenditures Year to Date 01-Apr-17 to 31-Mar-18 (Net of HST)	Funds Available (Net of HST)	Percent Expended to Date
Office Allowances					
Office Accommodations	--	0.00	0.00	--	--
Rental of Short-term Accommodations	--	0.00	0.00	--	--
Office Start-up Costs	580.00	0.00	0.00	580.00	0.0%
Office Operations	10,435.00	2,903.15	2,903.15	7,531.85	27.8%
Total Office Allowances		2,903.15	2,903.15		
Operational Resources					
Operational Resources	--	8,435.48	8,435.48	--	--
Total Operational Resources		8,435.48	8,435.48		
Travel & Living Allowances					
House in Session	--	14,429.48	14,429.48	--	--
House Not in Session	--	7,618.17	7,618.17	--	--
Intra & Extra-Constituency Travel	8,000.00	6,321.88	6,321.88	1,678.12	79.0%
Helicopter Travel	--	0.00	0.00	--	--
Total Travel & Living Allowances		28,369.53	28,369.53		
Constituency Allowance					
Constituency Allowance	2,609.00	518.30	518.30	2,090.70	19.9%
Total Constituency Allowance		518.30	518.30		
Total Expenditures					
		40,226.46	40,226.46		

---- End of Report ----



House of Assembly
Newfoundland and Labrador
Member Accountability and Disclosure Report
Expenditures Summarized by Category
01-Apr-17 to 31-Mar-18

BENNETT, CATHY, MHA

Allowance Category	Expenditure Limit for Fiscal Year 2017/18 (Net of HST)	Expenditures Processed 01-Apr-17 to 31-Mar-18 (Net of HST)	Expenditures Year to Date 01-Apr-17 to 31-Mar-18 (Net of HST)	Funds Available (Net of HST)	Percent Expended to Date
Office Allowances					
Office Accommodations	--	0.00	0.00	--	--
Rental of Short-term Accommodations	--	0.00	0.00	--	--
Office Start-up Costs	--	0.00	0.00	--	--
Office Operations	10,435.00	1,098.51	1,098.51	9,336.49	10.5%
Total Office Allowances		1,098.51	1,098.51		
Operational Resources					
Operational Resources	--	3,239.28	3,239.28	--	--
Total Operational Resources		3,239.28	3,239.28		
Travel & Living Allowances					
House in Session	--	0.00	0.00	--	--
House Not in Session	--	0.00	0.00	--	--
Intra & Extra-Constituency Travel	5,217.00	1,062.76	1,062.76	4,154.24	20.4%
Helicopter Travel	--	0.00	0.00	--	--
Total Travel & Living Allowances		1,062.76	1,062.76		
Constituency Allowance					
Constituency Allowance	2,609.00	328.53	328.53	2,280.47	12.6%
Total Constituency Allowance		328.53	328.53		
Total Expenditures					
		5,729.08	5,729.08		

---- End of Report ----

**House of Assembly Management Commission
Briefing Note**

Title: Financial Reports - April 1, 2018 to June 30, 2018

Issue: Review of:

1. Financial Performance of the Legislature; and
2. Approved Allocations and Actual Expenditures of Members of the House of Assembly.

Background:

- Paragraph 20(5)(a) of the *House of Assembly Accountability, Integrity and Administration Act* (the Act) states that the House of Assembly Management Commission shall “regularly, and at least quarterly, review the financial performance of the House of Assembly as well as the actual expenditures of members compared with approved allocations.”
- The details of the financial performance of the Legislature (excluding the Office of the Auditor General) are included in the attached Statement of Revenue and Expenditure for the three-month period ended June 30, 2018. The reports show the actual expenditures and revenues for the fiscal year. All known savings or overruns over budgeted amounts are identified in the report and explanations are provided for significant amounts.
- The details of the financial performance of the Office of the Auditor General are shown on a separate Statement of Revenue and Expenditure for the three-month period ended June 30, 2018. The reports show the actual expenditures and revenues for the fiscal year. All known savings or overruns over budgeted amounts are identified in the report and explanations are provided for any significant amounts.
- The actual expenditures compared with the approved allocations for each Member are included in the Members’ Expenditures Summarized by Category reports for the period April 1, 2018 to June 30, 2018. The Reports include the expenditures for June in the columns entitled “Expenditures Processed 01-Jun-18 to 30-Jun-18 (Net of HST)” and the expenditures for the first quarter of the year in the column entitled “Expenditures Year to Date 01-Apr-18 to 30-Jun-18 (Net of HST)”.

Analysis:

Legal Consultation:

Not applicable

Internal Consultation(s):

Not applicable

External Consultation(s):

Not applicable

Comparison to Government Policy:

Not applicable

Financial Impact:

Not applicable

Legislative Impact:

Not applicable

Options:

- Not applicable

Status:

- Not applicable

Action Required:

- For review purposes

Drafted by: Wanda Lee Mercer
Date: August 7, 2018

Approved by: Sandra Barnes

Attachments:

1. Statement of Revenue and Expenditure – Legislature (excluding the Office of the Auditor General)
2. Statement of Revenue and Expenditure – Office of the Auditor General
3. Member Accountability and Disclosure Reports



LEGISLATURE (excluding The Office of the Auditor General)
STATEMENT OF REVENUE AND EXPENDITURE
For the Period 1 April 2018 to 30 June 2018
Unaudited

	Original Estimates	Operating Budget	Expenditures Plus Encumbrances & Revenues	Projected Total Expenditures & Revenue	Projected Savings (Over- runs) from Original Budget	Projected Savings (Over- runs) from Operating Budget
1.1.01. ADMINISTRATIVE SUPPORT						
01. Salaries	1,854,800	1,854,800	467,991	1,854,800	-	-
Operating Accounts:						
<i>Employee Benefits</i>	4,500	4,500	1,980	4,500	-	-
<i>Transportation and Communications</i>	61,300	61,300	47,069	61,300	-	-
<i>Supplies</i>	36,200	36,200	6,549	36,200	-	-
<i>Professional Services</i>	61,100	61,100	33,459	61,100	-	-
<i>Purchased Services</i>	62,000	62,000	26,583	62,000	-	-
<i>Property, Furnishings and Equipment</i>	92,500	92,500	6,542	92,500	-	-
02. Operating Accounts	317,600	317,600	122,182	317,600	-	-
	2,172,400	2,172,400	590,173	2,172,400	-	-
02. Revenue - Provincial	-	-	(2,624)	(2,624)	2,624	2,624
Total: Administrative Support	2,172,400	2,172,400	587,549	2,169,776	2,624	2,624

1. Revenue related to repayment of paid leave overpayment in prior fiscal year.



LEGISLATURE (excluding The Office of the Auditor General)
STATEMENT OF REVENUE AND EXPENDITURE
For the Period 1 April 2018 to 30 June 2018
Unaudited

	Original Estimates	Operating Budget	Expenditures Plus Encumbrances & Revenues	Projected Total Expenditures & Revenue	Projected Savings (Over- runs) from Original Budget	Projected Savings (Over- runs) from Operating Budget
1.1.02. LEGISLATIVE LIBRARY AND RECORDS MANAGEMENT						
01. Salaries	660,500	660,500	170,212	660,500	(0)	(0)
Operating Accounts:						
<i>Employee Benefits</i>	900	900	1,613	900	-	-
<i>Transportation and Communications</i>	10,200	10,200	1,034	10,200	-	-
<i>Supplies</i>	47,000	47,000	6,347	47,000	-	-
<i>Purchased Services</i>	8,500	8,500	435	8,500	-	-
02. Operating Accounts	66,600	66,600	9,429	66,600	-	-
Total: Legislative Library and Records Management	727,100	727,100	179,641	727,100	(0)	(0)



LEGISLATURE (excluding The Office of the Auditor General)
STATEMENT OF REVENUE AND EXPENDITURE
For the Period 1 April 2018 to 30 June 2018
Unaudited

	Original Estimates	Operating Budget	Expenditures Plus Encumbrances & Revenues	Projected Total Expenditures & Revenue	Projected Savings (Over- runs) from Original Budget	Projected Savings (Over- runs) from Operating Budget
1.1.03. HANSARD AND THE BROADCAST CENTRE						
01. Salaries	638,000	638,000	204,006	638,000	-	-
Operating Accounts:						
<i>Employee Benefits</i>	600	600	-	600	-	-
<i>Transportation and Communications</i>	7,300	7,300	1,335	7,300	-	-
<i>Supplies</i>	21,900	21,900	467	21,900	-	-
<i>Purchased Services</i>	194,500	194,500	77,660	194,500	-	-
<i>Property, Furnishings and Equipment</i>	10,000	10,000	1,530	10,000	-	-
02. Operating Accounts	234,300	234,300	80,992	234,300	-	-
	872,300	872,300	284,998	872,300	-	-
02. Revenue - Provincial			-		-	-
Total: Hansard and the Broadcast Centre	872,300	872,300	284,998	872,300	-	-



LEGISLATURE (excluding The Office of the Auditor General)
STATEMENT OF REVENUE AND EXPENDITURE
For the Period 1 April 2018 to 30 June 2018
Unaudited

	Original Estimates	Operating Budget	Expenditures Plus Encumbrances & Revenues	Projected Total Expenditures & Revenue	Projected Savings (Over- runs) from Original Budget	Projected Savings (Over- runs) from Operating Budget
1.1.04. MEMBERS' RESOURCES						
01. Salaries	6,463,600	6,463,600	1,685,918	6,463,600	-	-
Operating Accounts:						
<i>Transportation and Communications</i>	5,200	5,200	-	5,200	(0)	(0)
<i>Professional Services</i>	-	-	-	(0)		
<i>Purchased Services</i>	10,000	10,000	250	10,000	0	0
02. Operating Accounts	15,200	15,200	250	15,200	0	0
09. Allowances and Assistance	2,362,500	2,362,500	779,671	2,362,500	-	-
10. Grants and Subsidies	1,500	1,500	486	1,500	-	-
	8,842,800	8,842,800	2,466,325	8,842,800	0	0
02. Revenue - Provincial	-	-	(8,941)	(35,500)	35,500	35,500
Total: Members' Resources	8,842,800	8,842,800	2,457,384	8,807,300	35,500	35,500

1. Revenues mainly related to repayment of excess constituency allowance.



LEGISLATURE (excluding The Office of the Auditor General)
STATEMENT OF REVENUE AND EXPENDITURE
For the Period 1 April 2018 to 30 June 2018
Unaudited

	Original Estimates	Operating Budget	Expenditures Plus Encumbrances & Revenues	Projected Total Expenditures & Revenue	Projected Savings (Over- runs) from Original Budget	Projected Savings (Over- runs) from Operating Budget
1.1.05. HOUSE OPERATIONS						
01. Salaries	193,700	193,700	56,827	193,700	-	-
Operating Accounts:						
<i>Employee Benefits</i>	5,900	5,900	-	5,900	-	-
<i>Transportation and Communications</i>	125,700	125,700	8,996	125,700	(0)	(0)
<i>Supplies</i>	14,500	14,500	5,415	14,500	-	-
<i>Professional Services</i>	3,900	3,900	360	3,900	-	-
<i>Purchased Services</i>	91,500	91,500	17,124	91,500	-	-
<i>Property, Furnishings and Equipment</i>	1,700	1,700	-	1,700	-	-
02. Operating Accounts	243,200	243,200	31,895	243,200	(0)	(0)
10. Grants and Subsidies	11,500	11,500	486	11,500	-	-
	448,400	448,400	89,208	448,400	(0)	(0)
02. Revenue - Provincial	(15,000)	(15,000)	-	(15,000)	-	-
Total: House Operations	433,400	433,400	89,208	433,400	(0)	(0)



LEGISLATURE (excluding The Office of the Auditor General)
STATEMENT OF REVENUE AND EXPENDITURE
For the Period 1 April 2018 to 30 June 2018
Unaudited

	Original Estimates	Operating Budget	Expenditures Plus Encumbrances & Revenues	Projected Total Expenditures & Revenue	Projected Savings (Over- runs) from Original Budget	Projected Savings (Over- runs) from Operating Budget
1.1.06. GOVERNMENT MEMBERS CAUCUS						
01. Salaries	567,200	567,200	153,975	567,200	0	0
Operating Accounts:						
<i>Employee Benefits</i>	1,700	1,700	-	1,700	0	0
<i>Transportation and Communications</i>	23,000	23,000	16,290	23,000	-	-
<i>Supplies</i>	13,200	13,200	2,920	13,200	-	-
<i>Purchased Services</i>	10,000	10,000	13,695	10,000	-	-
<i>Property, Furnishings and Equipment</i>	3,200	3,200	-	3,200	-	-
02. Operating Accounts	51,100	51,100	32,905	51,100	0	0
10. Grants and Subsidies	42,300	42,300	14,083	42,300	-	-
Total: Government Members Caucus	660,600	660,600	200,963	660,600	0	0



LEGISLATURE (excluding The Office of the Auditor General)
STATEMENT OF REVENUE AND EXPENDITURE
For the Period 1 April 2018 to 30 June 2018
Unaudited

	Original Estimates	Operating Budget	Expenditures Plus Encumbrances & Revenues	Projected Total Expenditures & Revenue	Projected Savings (Over- runs) from Original Budget	Projected Savings (Over- runs) from Operating Budget
1.1.07. OFFICIAL OPPOSITION CAUCUS						
01. Salaries	927,700	927,700	634,808	1,087,000	(159,300) ¹	(159,300)
Operating Accounts:						
<i>Employee Benefits</i>	2,500	2,500	-	2,500	-	-
<i>Transportation and Communications</i>	75,900	75,900	11,445	75,900	-	-
<i>Supplies</i>	19,900	19,900	2,787	19,900	-	-
<i>Purchased Services</i>	18,700	18,700	13,234	18,700	-	-
<i>Property, Furnishings and Equipment</i>	4,700	4,700	160	4,700	-	-
02. Operating Accounts	121,700	121,700	27,626	121,700	-	-
10. Grants and Subsidies	11,700	11,700	3,885	11,700	-	-
Total: Official Opposition Caucus	1,061,100	1,061,100	666,319	1,220,400	(159,300)	(159,300)

1. Projected overrun due to unbudgeted costs of paid leave and severance payments.



LEGISLATURE (excluding The Office of the Auditor General)
STATEMENT OF REVENUE AND EXPENDITURE
For the Period 1 April 2018 to 30 June 2018
Unaudited

	Original Estimates	Operating Budget	Expenditures Plus Encumbrances & Revenues	Projected Total Expenditures & Revenue	Projected Savings (Over- runs) from Original Budget	Projected Savings (Over- runs) from Operating Budget
1.1.08. THIRD PARTY CAUCUS						
01. Salaries	391,800	391,800	94,542	391,800	-	-
Operating Accounts:						
<i>Employee Benefits</i>	1,000	1,000	-	1,000	(0)	(0)
<i>Transportation and Communications</i>	21,100	21,100	7,000	21,100	-	- ¹
<i>Supplies</i>	7,800	7,800	1,734	7,800	-	- ²
<i>Purchased Services</i>	8,400	8,400	4,025	8,400	-	- ³
<i>Property, Furnishings and Equipment</i>	1,900	1,900	-	1,900	-	-
02. Operating Accounts	40,200	40,200	12,759	40,200	(0)	(0)
10. Grants and Subsidies	11,700	11,700	3,885	11,700	-	-
Total: Third Party Caucus	443,700	443,700	111,186	443,700	(0)	(0)
TOTAL HOUSE OF ASSEMBLY	15,213,400	15,213,400	4,577,249	15,334,576	(121,176)	(121,176)



LEGISLATURE (excluding The Office of the Auditor General)
STATEMENT OF REVENUE AND EXPENDITURE
For the Period 1 April 2018 to 30 June 2018
Unaudited

	Original Estimates	Operating Budget	Expenditures Plus Encumbrances & Revenues	Projected Total Expenditures & Revenue	Projected Savings (Over- runs) from Original Budget	Projected Savings (Over- runs) from Operating Budget
3.1.01. OFFICE OF THE CHIEF ELECTORAL OFFICER						
01. Salaries	989,800	989,800	208,560	989,800	-	-
Operating Accounts:						
<i>Employee Benefits</i>	4,500	4,500	565	4,500	-	-
<i>Transportation and Communications</i>	56,900	56,900	18,548	56,900	-	-
<i>Supplies</i>	15,000	15,000	5,280	15,000	-	-
<i>Professional Services</i>	33,000	33,000	7,395	33,000	(0)	(0)
<i>Purchased Services</i>	246,800	246,800	159,719	246,800	-	-
<i>Property, Furnishings and Equipment</i>	73,800	73,800	299	73,800	-	-
02. Operating Accounts	430,000	430,000	191,806	430,000	(0)	(0)
10. Grants and Subsidies	46,900	46,900	31,716	46,900	-	-
	1,466,700	1,466,700	432,082	1,466,700	(0)	(0)
02. Revenue - Provincial	(30,800)	(30,800)	(8,130)	(30,800)	-	-
Total: Office of the Chief Electoral	1,435,900	1,435,900	423,952	1,435,900	(0)	(0)



LEGISLATURE (excluding The Office of the Auditor General)
STATEMENT OF REVENUE AND EXPENDITURE
For the Period 1 April 2018 to 30 June 2018
Unaudited

	Original Estimates	Operating Budget	Expenditures Plus Encumbrances & Revenues	Projected Total Expenditures & Revenue	Projected Savings (Over- runs) from Original Budget	Projected Savings (Over- runs) from Operating Budget
4.1.01. OFFICE OF THE CITIZENS' REPRESENTATIVE						
01. Salaries	677,000	677,000	179,638	677,000	-	-
Operating Accounts:						
<i>Employee Benefits</i>	8,000	8,000	1,980	8,000	-	-
<i>Transportation and Communications</i>	34,800	34,800	9,030	34,800	-	-
<i>Supplies</i>	5,000	5,000	583	5,000	0	0
<i>Professional Services</i>	12,000	12,000	-	12,000	0	0
<i>Purchased Services</i>	85,400	85,400	37,327	85,400	-	-
<i>Property, Furnishings and Equipment</i>	4,000	4,000	200	4,000	-	-
02. Operating Accounts	149,200	149,200	49,120	149,200	0	0
Total: Office of the Citizens' Representative	826,200	826,200	228,758	826,200	0	0



LEGISLATURE (excluding The Office of the Auditor General)
STATEMENT OF REVENUE AND EXPENDITURE
For the Period 1 April 2018 to 30 June 2018
Unaudited

	Original Estimates	Operating Budget	Expenditures Plus Encumbrances & Revenues	Projected Total Expenditures & Revenue	Projected Savings (Over- runs) from Original Budget	Projected Savings (Over- runs) from Operating Budget
5.1.01. OFFICE OF THE CHILD AND YOUTH ADVOCATE						
01. Salaries	1,215,100	1,215,100	301,657	1,215,100	-	-
Operating Accounts:						
<i>Employee Benefits</i>	3,500	3,500	215	3,500	-	-
<i>Transportation and Communications</i>	141,100	141,100	51,877	141,100	-	-
<i>Supplies</i>	14,000	14,000	2,006	14,000	-	-
<i>Professional Services</i>	184,000	184,000	14,250	184,000	-	-
<i>Purchased Services</i>	244,900	244,900	157,456	244,900	-	-
<i>Property, Furnishings and Equipment</i>	19,300	19,300	6,317	19,300	-	-
02. Operating Accounts	606,800	606,800	232,121	606,800	-	-
Total: Office of the Child and Youth Advocate	1,821,900	1,821,900	533,778	1,821,900	-	-



LEGISLATURE (excluding The Office of the Auditor General)
STATEMENT OF REVENUE AND EXPENDITURE
For the Period 1 April 2018 to 30 June 2018
Unaudited

	Original Estimates	Operating Budget	Expenditures Plus Encumbrances & Revenues	Projected Total Expenditures & Revenue	Projected Savings (Over- runs) from Original Budget	Projected Savings (Over- runs) from Operating Budget
6.1.01. OFFICE OF THE INFORMATION AND PRIVACY COMMISSIONER						
01. Salaries	1,116,800	1,116,800	263,485	1,116,800	-	-
Operating Accounts:						
<i>Employee Benefits</i>	6,500	6,500	1,900	6,500	-	-
<i>Transportation and Communications</i>	32,800	32,800	15,220	32,800	-	-
<i>Supplies</i>	7,700	7,700	1,887	7,700	0	0
<i>Professional Services</i>	50,000	50,000	2,700	50,000	-	-
<i>Purchased Services</i>	122,400	122,400	117,690	122,400	-	-
<i>Property, Furnishings and Equipment</i>	1,000	1,000	-	1,000	(0)	(0)
02. Operating Accounts	220,400	220,400	139,397	220,400	(0)	(0)
Total: Office of the Information and Commissioner	1,337,200	1,337,200	402,882	1,337,200	(0)	(0)



LEGISLATURE (excluding The Office of the Auditor General)
STATEMENT OF REVENUE AND EXPENDITURE
For the Period 1 April 2018 to 30 June 2018
Unaudited

	Original Estimates	Operating Budget	Expenditures Plus Encumbrances & Revenues	Projected Total Expenditures & Revenue	Projected Savings (Over- runs) from Original Budget	Projected Savings (Over- runs) from Operating Budget
7.1.01. OFFICE OF THE SENIORS' ADVOCATE						
01. Salaries	386,400	386,400	91,018	386,400	-	-
Operating Accounts:						
<i>Employee Benefits</i>	5,700	5,700	500	5,700	-	-
<i>Transportation and Communications</i>	48,900	48,900	7,538	48,900	-	-
<i>Supplies</i>	5,000	5,000	1,235	5,000	-	-
<i>Professional Services</i>	9,000	9,000	-	9,000	-	-
<i>Purchased Services</i>	44,000	44,000	35,162	44,000	-	-
<i>Property, Furnishings and Equipment</i>	1,000	1,000	396	1,000	-	-
02. Operating Accounts	113,600	113,600	44,831	113,600	-	-
Total: Office of the Seniors' Advocate	500,000	500,000	135,849	500,000	-	-
TOTAL LEGISLATURE (Excluding the Office of the Auditor General)	21,134,600	21,134,600	6,302,467	21,255,776	-	(121,176)



**OFFICE OF THE AUDITOR GENERAL
STATEMENT OF REVENUE AND EXPENDITURE
For the Period 1 April 2018 to 30 June 2018
Unaudited**

	Original Estimates	Operating Budget	Actual Expenditures and Revenue	Projected Total Expenditures and Revenue	Projected Savings (Over- runs) from Original Budget	Projected Savings (Over- runs) from Operating Budget
2.1.012. Office of the Auditor General						
01. Salaries	3,234,800	3,234,800	775,130	3,228,200	6,600 ¹	6,600
02. Employee Benefits	94,800	94,800	21,716	94,800	- ²	-
03. Transportation and Communications	80,000	80,000	19,464	80,000	- ³	-
04. Supplies	55,000	55,000	23,637	55,000	- ⁴	-
05. Professional Services	99,000	99,000	-	105,600	(6,600) ⁵	(6,600)
06. Purchased Services	250,000	250,000	69,750	250,000	- ⁶	-
07. Property, Furnishings and Equipment	21,100	21,100	566	21,100	- ⁷	-
Total: Office of the Auditor General	3,834,700	3,834,700	910,263	3,834,700	-	-



House of Assembly
Newfoundland and Labrador
Member Accountability and Disclosure Report
Expenditures Summarized by Category
01-Jun-18 to 30-Jun-18

BALL, DWIGHT, MHA

Allowance Category	Expenditure Limit for Fiscal Year 2018/19 (Net of HST)	Expenditures Processed 01-Jun-18 to 30-Jun-18 (Net of HST)	Expenditures Year to Date 01-Apr-18 to 30-Jun-18 (Net of HST)	Funds Available (Net of HST)	Percent Expended to Date
Office Allowances					
Office Accommodations	12,300.00	1,025.00	3,075.00	9,225.00	25.0%
Rental of Short-term Accommodations	--	0.00	0.00	--	--
Office Start-up Costs	--	0.00	0.00	--	--
Office Operations	10,435.00	293.23	389.08	10,045.92	3.7%
Total Office Allowances		1,318.23	3,464.08		
Operational Resources					
Operational Resources	--	281.35	565.70	--	--
Total Operational Resources		281.35	565.70		
Travel & Living Allowances					
House in Session	--	1,314.05	2,093.20	--	--
House Not in Session	--	0.00	0.00	--	--
Intra & Extra-Constituency Travel	10,957.00	0.00	0.00	10,957.00	0.0%
Helicopter Travel	--	0.00	0.00	--	--
Total Travel & Living Allowances		1,314.05	2,093.20		
Constituency Allowance					
Constituency Allowance	2,609.00	0.00	0.00	2,609.00	0.0%
Total Constituency Allowance		0.00	0.00		
Total Expenditures		2,913.63	6,122.98		

---- End of Report ----



House of Assembly
Newfoundland and Labrador
Member Accountability and Disclosure Report
Expenditures Summarized by Category
01-Jun-18 to 30-Jun-18

Warr, Brian, MHA

Allowance Category	Expenditure Limit for Fiscal Year 2018/19 (Net of HST)	Expenditures Processed 01-Jun-18 to 30-Jun-18 (Net of HST)	Expenditures Year to Date 01-Apr-18 to 30-Jun-18 (Net of HST)	Funds Available (Net of HST)	Percent Expended to Date
Office Allowances					
Office Accommodations	9,987.00	832.25	2,496.75	7,490.25	25.0%
Rental of Short-term Accommodations	--	0.00	0.00	--	--
Office Start-up Costs	339.00	0.00	0.00	339.00	0.0%
Office Operations	10,435.00	611.40	871.09	9,563.91	8.3%
Total Office Allowances		1,443.65	3,367.84		
Operational Resources					
Operational Resources	--	436.42	4,582.74	--	--
Total Operational Resources		436.42	4,582.74		
Travel & Living Allowances					
House in Session	--	2,105.08	4,223.32	--	--
House Not in Session	--	0.00	0.00	--	--
Intra & Extra-Constituency Travel	10,957.00	927.06	1,355.02	9,601.98	12.4%
Helicopter Travel	--	0.00	0.00	--	--
Total Travel & Living Allowances		3,032.14	5,578.34		
Constituency Allowance					
Constituency Allowance	2,609.00	233.99	707.69	1,901.31	27.1%
Total Constituency Allowance		233.99	707.69		
Total Expenditures					
		5,146.20	14,236.61		

---- End of Report ----



House of Assembly
Newfoundland and Labrador
Member Accountability and Disclosure Report
Expenditures Summarized by Category
01-Jun-18 to 30-Jun-18

Trimper, Perry, MHA

Allowance Category	Expenditure Limit for Fiscal Year 2018/19 (Net of HST)	Expenditures Processed 01-Jun-18 to 30-Jun-18 (Net of HST)	Expenditures Year to Date 01-Apr-18 to 30-Jun-18 (Net of HST)	Funds Available (Net of HST)	Percent Expended to Date
Office Allowances					
Office Accommodations	--	0.00	0.00	--	--
Rental of Short-term Accommodations	--	0.00	0.00	--	--
Office Start-up Costs	574.00	0.00	0.00	574.00	0.0%
Office Operations	10,435.00	45.90	91.80	10,343.20	0.9%
Total Office Allowances		45.90	91.80		
Operational Resources					
Operational Resources	--	346.64	742.13	--	--
Total Operational Resources		346.64	742.13		
Travel & Living Allowances					
House in Session	--	1,063.60	5,693.50	--	--
House Not in Session	--	0.00	0.00	--	--
Intra & Extra-Constituency Travel	6,957.00	0.00	0.00	6,957.00	0.0%
Helicopter Travel	--	0.00	0.00	--	--
Total Travel & Living Allowances		1,063.60	5,693.50		
Constituency Allowance					
Constituency Allowance	2,609.00	0.00	640.00	1,969.00	24.5%
Total Constituency Allowance		0.00	640.00		
Total Expenditures					
		1,456.14	7,167.43		

---- End of Report ----



House of Assembly
Newfoundland and Labrador
Member Accountability and Disclosure Report
Expenditures Summarized by Category
01-Jun-18 to 30-Jun-18

ROGERS, GERRY, MHA

Allowance Category	Expenditure Limit for Fiscal Year 2018/19 (Net of HST)	Expenditures Processed 01-Jun-18 to 30-Jun-18 (Net of HST)	Expenditures Year to Date 01-Apr-18 to 30-Jun-18 (Net of HST)	Funds Available (Net of HST)	Percent Expended to Date
Office Allowances					
Office Accommodations	--	0.00	0.00	--	--
Rental of Short-term Accommodations	--	0.00	0.00	--	--
Office Start-up Costs	--	0.00	0.00	--	--
Office Operations	10,435.00	97.42	1,190.52	9,244.48	11.4%
Total Office Allowances		97.42	1,190.52		
Operational Resources					
Operational Resources	--	163.50	344.73	--	--
Total Operational Resources		163.50	344.73		
Travel & Living Allowances					
House in Session	--	0.00	0.00	--	--
House Not in Session	--	0.00	0.00	--	--
Intra & Extra-Constituency Travel	5,217.00	0.00	329.39	4,887.61	6.3%
Helicopter Travel	--	0.00	0.00	--	--
Total Travel & Living Allowances		0.00	329.39		
Constituency Allowance					
Constituency Allowance	2,609.00	0.00	241.23	2,367.77	9.2%
Total Constituency Allowance		0.00	241.23		
Total Expenditures					
		260.92	2,105.87		

---- End of Report ----



House of Assembly
Newfoundland and Labrador
Member Accountability and Disclosure Report
Expenditures Summarized by Category
01-Jun-18 to 30-Jun-18

REID, SCOTT, MHA

Allowance Category	Expenditure Limit for Fiscal Year 2018/19 (Net of HST)	Expenditures Processed 01-Jun-18 to 30-Jun-18 (Net of HST)	Expenditures Year to Date 01-Apr-18 to 30-Jun-18 (Net of HST)	Funds Available (Net of HST)	Percent Expended to Date
Office Allowances					
Office Accommodations	--	0.00	0.00	--	--
Rental of Short-term Accommodations	--	0.00	0.00	--	--
Office Start-up Costs	--	0.00	0.00	--	--
Office Operations	10,435.00	385.40	1,699.60	8,735.40	16.3%
Total Office Allowances		385.40	1,699.60		
Operational Resources					
Operational Resources	--	562.11	4,685.85	--	--
Total Operational Resources		562.11	4,685.85		
Travel & Living Allowances					
House in Session	--	2,758.40	6,460.39	--	--
House Not in Session	--	0.00	35.09	--	--
Intra & Extra-Constituency Travel	7,304.00	395.97	1,552.37	5,751.63	21.3%
Helicopter Travel	--	0.00	0.00	--	--
Total Travel & Living Allowances		3,154.37	8,047.85		
Constituency Allowance					
Constituency Allowance	2,609.00	0.00	143.64	2,465.36	5.5%
Total Constituency Allowance		0.00	143.64		
Total Expenditures					
		4,101.88	14,576.94		

---- End of Report ----



House of Assembly
Newfoundland and Labrador
Member Accountability and Disclosure Report
Expenditures Summarized by Category
01-Jun-18 to 30-Jun-18

Petten, Barry, MHA

Allowance Category	Expenditure Limit for Fiscal Year 2018/19 (Net of HST)	Expenditures Processed 01-Jun-18 to 30-Jun-18 (Net of HST)	Expenditures Year to Date 01-Apr-18 to 30-Jun-18 (Net of HST)	Funds Available (Net of HST)	Percent Expended to Date
Office Allowances					
Office Accommodations	14,280.00	1,190.00	3,570.00	10,710.00	25.0%
Rental of Short-term Accommodations	--	0.00	0.00	--	--
Office Start-up Costs	266.00	0.00	0.00	266.00	0.0%
Office Operations	10,435.00	2,408.35	2,999.35	7,435.65	28.7%
Total Office Allowances		3,598.35	6,569.35		
Operational Resources					
Operational Resources	--	469.38	997.00	--	--
Total Operational Resources		469.38	997.00		
Travel & Living Allowances					
House in Session	--	0.00	0.00	--	--
House Not in Session	--	0.00	0.00	--	--
Intra & Extra-Constituency Travel	5,304.00	2,400.00	2,400.00	2,904.00	45.2%
Helicopter Travel	--	0.00	0.00	--	--
Total Travel & Living Allowances		2,400.00	2,400.00		
Constituency Allowance					
Constituency Allowance	2,609.00	0.00	0.00	2,609.00	0.0%
Total Constituency Allowance		0.00	0.00		
Total Expenditures		6,467.73	9,966.35		

---- End of Report ----



House of Assembly
Newfoundland and Labrador
Member Accountability and Disclosure Report
Expenditures Summarized by Category
01-Jun-18 to 30-Jun-18

PERRY, TRACEY, MHA

Allowance Category	Expenditure Limit for Fiscal Year 2018/19 (Net of HST)	Expenditures Processed 01-Jun-18 to 30-Jun-18 (Net of HST)	Expenditures Year to Date 01-Apr-18 to 30-Jun-18 (Net of HST)	Funds Available (Net of HST)	Percent Expended to Date
Office Allowances					
Office Accommodations	9,492.00	791.00	2,373.00	7,119.00	25.0%
Rental of Short-term Accommodations	--	0.00	0.00	--	--
Office Start-up Costs	--	0.00	0.00	--	--
Office Operations	10,435.00	935.62	1,080.80	9,354.20	10.4%
Total Office Allowances		1,726.62	3,453.80		
Operational Resources					
Operational Resources	--	645.21	1,267.74	--	--
Total Operational Resources		645.21	1,267.74		
Travel & Living Allowances					
House in Session	--	2,249.27	8,025.17	--	--
House Not in Session	--	0.00	0.00	--	--
Intra & Extra-Constituency Travel	14,174.00	254.33	550.92	13,623.08	3.9%
Helicopter Travel	21,391.00	0.00	0.00	21,391.00	0.0%
Total Travel & Living Allowances		2,503.60	8,576.09		
Constituency Allowance					
Constituency Allowance	2,609.00	0.00	336.98	2,272.02	12.9%
Total Constituency Allowance		0.00	336.98		
Total Expenditures					
		4,875.43	13,634.61		

---- End of Report ----



House of Assembly
Newfoundland and Labrador
Member Accountability and Disclosure Report
Expenditures Summarized by Category
01-Jun-18 to 30-Jun-18

Parsons, Pam, MHA

Allowance Category	Expenditure Limit for Fiscal Year 2018/19 (Net of HST)	Expenditures Processed 01-Jun-18 to 30-Jun-18 (Net of HST)	Expenditures Year to Date 01-Apr-18 to 30-Jun-18 (Net of HST)	Funds Available (Net of HST)	Percent Expended to Date
Office Allowances					
Office Accommodations	11,314.00	942.79	2,828.37	8,485.63	25.0%
Rental of Short-term Accommodations	--	0.00	0.00	--	--
Office Start-up Costs	182.00	0.00	0.00	182.00	0.0%
Office Operations	10,435.00	317.68	317.68	10,117.32	3.0%
Total Office Allowances		1,260.47	3,146.05		
Operational Resources					
Operational Resources	--	427.54	1,010.49	--	--
Total Operational Resources		427.54	1,010.49		
Travel & Living Allowances					
House in Session	--	980.82	2,900.57	--	--
House Not in Session	--	9.80	210.99	--	--
Intra & Extra-Constituency Travel	6,696.00	9.09	277.76	6,418.24	4.1%
Helicopter Travel	--	0.00	0.00	--	--
Total Travel & Living Allowances		999.71	3,389.32		
Constituency Allowance					
Constituency Allowance	2,609.00	75.00	75.00	2,534.00	2.9%
Total Constituency Allowance		75.00	75.00		
Total Expenditures		2,762.72	7,620.86		

---- End of Report ----



House of Assembly
Newfoundland and Labrador
Member Accountability and Disclosure Report
Expenditures Summarized by Category
01-Jun-18 to 30-Jun-18

PARSONS, KEVIN, MHA

Allowance Category	Expenditure Limit for Fiscal Year 2018/19 (Net of HST)	Expenditures Processed 01-Jun-18 to 30-Jun-18 (Net of HST)	Expenditures Year to Date 01-Apr-18 to 30-Jun-18 (Net of HST)	Funds Available (Net of HST)	Percent Expended to Date
Office Allowances					
Office Accommodations	--	0.00	0.00	--	--
Rental of Short-term Accommodations	--	0.00	0.00	--	--
Office Start-up Costs	--	0.00	0.00	--	--
Office Operations	10,435.00	75.00	1,540.00	8,895.00	14.8%
Total Office Allowances		75.00	1,540.00		
Operational Resources					
Operational Resources	--	166.67	324.52	--	--
Total Operational Resources		166.67	324.52		
Travel & Living Allowances					
House in Session	--	0.00	0.00	--	--
House Not in Session	--	0.00	0.00	--	--
Intra & Extra-Constituency Travel	6,261.00	0.00	0.00	6,261.00	0.0%
Helicopter Travel	--	0.00	0.00	--	--
Total Travel & Living Allowances		0.00	0.00		
Constituency Allowance					
Constituency Allowance	2,609.00	0.00	0.00	2,609.00	0.0%
Total Constituency Allowance		0.00	0.00		
Total Expenditures		241.67	1,864.52		

---- End of Report ----



House of Assembly
Newfoundland and Labrador
Member Accountability and Disclosure Report
Expenditures Summarized by Category
01-Jun-18 to 30-Jun-18

PARSONS, ANDREW, MHA

Allowance Category	Expenditure Limit for Fiscal Year 2018/19 (Net of HST)	Expenditures Processed 01-Jun-18 to 30-Jun-18 (Net of HST)	Expenditures Year to Date 01-Apr-18 to 30-Jun-18 (Net of HST)	Funds Available (Net of HST)	Percent Expended to Date
Office Allowances					
Office Accommodations	12,000.00	1,000.00	3,000.00	9,000.00	25.0%
Rental of Short-term Accommodations	--	0.00	0.00	--	--
Office Start-up Costs	--	0.00	0.00	--	--
Office Operations	10,435.00	68.99	1,649.44	8,785.56	15.8%
Total Office Allowances		1,068.99	4,649.44		
Operational Resources					
Operational Resources	--	877.50	1,362.92	--	--
Total Operational Resources		877.50	1,362.92		
Travel & Living Allowances					
House in Session	--	1,553.79	8,866.65	--	--
House Not in Session	--	0.00	0.00	--	--
Intra & Extra-Constituency Travel	9,826.00	0.00	226.43	9,599.57	2.3%
Helicopter Travel	18,261.00	0.00	0.00	18,261.00	0.0%
Total Travel & Living Allowances		1,553.79	9,093.08		
Constituency Allowance					
Constituency Allowance	2,609.00	0.00	200.00	2,409.00	7.7%
Total Constituency Allowance		0.00	200.00		
Total Expenditures					
		3,500.28	15,305.44		

---- End of Report ----



House of Assembly
Newfoundland and Labrador
Member Accountability and Disclosure Report
Expenditures Summarized by Category
01-Jun-18 to 30-Jun-18

Parsley, Betty, MHA

Allowance Category	Expenditure Limit for Fiscal Year 2018/19 (Net of HST)	Expenditures Processed 01-Jun-18 to 30-Jun-18 (Net of HST)	Expenditures Year to Date 01-Apr-18 to 30-Jun-18 (Net of HST)	Funds Available (Net of HST)	Percent Expended to Date
Office Allowances					
Office Accommodations	19,800.00	1,650.00	4,950.00	14,850.00	25.0%
Rental of Short-term Accommodations	--	0.00	0.00	--	--
Office Start-up Costs	837.00	0.00	0.00	837.00	0.0%
Office Operations	10,435.00	2,131.00	3,079.00	7,356.00	29.5%
Total Office Allowances		3,781.00	8,029.00		
Operational Resources					
Operational Resources	--	494.20	2,153.78	--	--
Total Operational Resources		494.20	2,153.78		
Travel & Living Allowances					
House in Session	--	0.00	0.00	--	--
House Not in Session	--	0.00	0.00	--	--
Intra & Extra-Constituency Travel	6,609.00	835.49	981.56	5,627.44	14.9%
Helicopter Travel	--	0.00	0.00	--	--
Total Travel & Living Allowances		835.49	981.56		
Constituency Allowance					
Constituency Allowance	2,609.00	0.00	0.00	2,609.00	0.0%
Total Constituency Allowance		0.00	0.00		
Total Expenditures		5,110.69	11,164.34		

---- End of Report ----



House of Assembly
Newfoundland and Labrador
Member Accountability and Disclosure Report
Expenditures Summarized by Category
01-Jun-18 to 30-Jun-18

OSBORNE, TOM, MHA

Allowance Category	Expenditure Limit for Fiscal Year 2018/19 (Net of HST)	Expenditures Processed 01-Jun-18 to 30-Jun-18 (Net of HST)	Expenditures Year to Date 01-Apr-18 to 30-Jun-18 (Net of HST)	Funds Available (Net of HST)	Percent Expended to Date
Office Allowances					
Office Accommodations	--	0.00	0.00	--	--
Rental of Short-term Accommodations	--	0.00	0.00	--	--
Office Start-up Costs	--	0.00	0.00	--	--
Office Operations	10,435.00	10.49	215.49	10,219.51	2.1%
Total Office Allowances		10.49	215.49		
Operational Resources					
Operational Resources	--	153.99	328.73	--	--
Total Operational Resources		153.99	328.73		
Travel & Living Allowances					
House in Session	--	0.00	0.00	--	--
House Not in Session	--	0.00	0.00	--	--
Intra & Extra-Constituency Travel	5,217.00	0.00	0.00	5,217.00	0.0%
Helicopter Travel	--	0.00	0.00	--	--
Total Travel & Living Allowances		0.00	0.00		
Constituency Allowance					
Constituency Allowance	2,609.00	35.09	35.09	2,573.91	1.3%
Total Constituency Allowance		35.09	35.09		
Total Expenditures					
		199.57	579.31		

---- End of Report ----



House of Assembly
Newfoundland and Labrador
Member Accountability and Disclosure Report
Expenditures Summarized by Category
01-Jun-18 to 30-Jun-18

MITCHELMORE, CHRISTOPHER, MHA

Allowance Category	Expenditure Limit for Fiscal Year 2018/19 (Net of HST)	Expenditures Processed 01-Jun-18 to 30-Jun-18 (Net of HST)	Expenditures Year to Date 01-Apr-18 to 30-Jun-18 (Net of HST)	Funds Available (Net of HST)	Percent Expended to Date
Office Allowances					
Office Accommodations	--	0.00	0.00	--	--
Rental of Short-term Accommodations	--	0.00	0.00	--	--
Office Start-up Costs	--	0.00	0.00	--	--
Office Operations	10,435.00	350.77	492.71	9,942.29	4.7%
Total Office Allowances		350.77	492.71		
Operational Resources					
Operational Resources	--	317.33	4,520.62	--	--
Total Operational Resources		317.33	4,520.62		
Travel & Living Allowances					
House in Session	--	2,752.45	11,395.17	--	--
House Not in Session	--	0.00	0.00	--	--
Intra & Extra-Constituency Travel	10,609.00	1,200.73	2,459.05	8,149.95	23.2%
Helicopter Travel	--	0.00	0.00	--	--
Total Travel & Living Allowances		3,953.18	13,854.22		
Constituency Allowance					
Constituency Allowance	2,609.00	284.75	284.75	2,324.25	10.9%
Total Constituency Allowance		284.75	284.75		
Total Expenditures					
		4,906.03	19,152.30		

---- End of Report ----



House of Assembly
Newfoundland and Labrador
Member Accountability and Disclosure Report
Expenditures Summarized by Category
01-Jun-18 to 30-Jun-18

MICHAEL, LORRAINE, MHA

Allowance Category	Expenditure Limit for Fiscal Year 2018/19 (Net of HST)	Expenditures Processed 01-Jun-18 to 30-Jun-18 (Net of HST)	Expenditures Year to Date 01-Apr-18 to 30-Jun-18 (Net of HST)	Funds Available (Net of HST)	Percent Expended to Date
Office Allowances					
Office Accommodations	--	0.00	0.00	--	--
Rental of Short-term Accommodations	--	0.00	0.00	--	--
Office Start-up Costs	--	0.00	0.00	--	--
Office Operations	10,435.00	1,739.43	2,095.77	8,339.23	20.1%
Total Office Allowances		1,739.43	2,095.77		
Operational Resources					
Operational Resources	--	136.33	271.52	--	--
Total Operational Resources		136.33	271.52		
Travel & Living Allowances					
House in Session	--	0.00	0.00	--	--
House Not in Session	--	0.00	0.00	--	--
Intra & Extra-Constituency Travel	5,217.00	27.82	27.82	5,189.18	0.5%
Helicopter Travel	--	0.00	0.00	--	--
Total Travel & Living Allowances		27.82	27.82		
Constituency Allowance					
Constituency Allowance	2,609.00	81.35	81.35	2,527.65	3.1%
Total Constituency Allowance		81.35	81.35		
Total Expenditures		1,984.93	2,476.46		

---- End of Report ----



House of Assembly
Newfoundland and Labrador
Member Accountability and Disclosure Report
Expenditures Summarized by Category
01-Jun-18 to 30-Jun-18

Letto, Graham, MHA

Allowance Category	Expenditure Limit for Fiscal Year 2018/19 (Net of HST)	Expenditures Processed 01-Jun-18 to 30-Jun-18 (Net of HST)	Expenditures Year to Date 01-Apr-18 to 30-Jun-18 (Net of HST)	Funds Available (Net of HST)	Percent Expended to Date
Office Allowances					
Office Accommodations	--	0.00	0.00	--	--
Rental of Short-term Accommodations	--	0.00	0.00	--	--
Office Start-up Costs	636.00	0.00	0.00	636.00	0.0%
Office Operations	10,435.00	11.61	11.61	10,423.39	0.1%
Total Office Allowances		11.61	11.61		
Operational Resources					
Operational Resources	--	234.72	552.96	--	--
Total Operational Resources		234.72	552.96		
Travel & Living Allowances					
House in Session	--	2,761.63	7,569.23	--	--
House Not in Session	--	0.00	1,291.69	--	--
Intra & Extra-Constituency Travel	5,739.00	0.00	0.00	5,739.00	0.0%
Helicopter Travel	--	0.00	0.00	--	--
Total Travel & Living Allowances		2,761.63	8,860.92		
Constituency Allowance					
Constituency Allowance	2,609.00	640.00	640.00	1,969.00	24.5%
Total Constituency Allowance		640.00	640.00		
Total Expenditures					
		3,647.96	10,065.49		

---- End of Report ----



House of Assembly
Newfoundland and Labrador
Member Accountability and Disclosure Report
Expenditures Summarized by Category
01-Jun-18 to 30-Jun-18

LESTER, JIM, MHA

Allowance Category	Expenditure Limit for Fiscal Year 2018/19 (Net of HST)	Expenditures Processed 01-Jun-18 to 30-Jun-18 (Net of HST)	Expenditures Year to Date 01-Apr-18 to 30-Jun-18 (Net of HST)	Funds Available (Net of HST)	Percent Expended to Date
Office Allowances					
Office Accommodations	--	0.00	0.00	--	--
Rental of Short-term Accommodations	--	0.00	0.00	--	--
Office Start-up Costs	645.00	0.00	0.00	645.00	0.0%
Office Operations	10,435.00	163.47	539.05	9,895.95	5.2%
Total Office Allowances		163.47	539.05		
Operational Resources					
Operational Resources	--	152.97	304.90	--	--
Total Operational Resources		152.97	304.90		
Travel & Living Allowances					
House in Session	--	0.00	0.00	--	--
House Not in Session	--	0.00	0.00	--	--
Intra & Extra-Constituency Travel	5,217.00	2,400.00	2,400.00	2,817.00	46.0%
Helicopter Travel	--	0.00	0.00	--	--
Total Travel & Living Allowances		2,400.00	2,400.00		
Constituency Allowance					
Constituency Allowance	2,609.00	0.00	160.00	2,449.00	6.1%
Total Constituency Allowance		0.00	160.00		
Total Expenditures		2,716.44	3,403.95		

---- End of Report ----



House of Assembly
Newfoundland and Labrador
Member Accountability and Disclosure Report
Expenditures Summarized by Category
01-Jun-18 to 30-Jun-18

LANE, PAUL, MHA

Allowance Category	Expenditure Limit for Fiscal Year 2018/19 (Net of HST)	Expenditures Processed 01-Jun-18 to 30-Jun-18 (Net of HST)	Expenditures Year to Date 01-Apr-18 to 30-Jun-18 (Net of HST)	Funds Available (Net of HST)	Percent Expended to Date
Office Allowances					
Office Accommodations	--	0.00	0.00	--	--
Rental of Short-term Accommodations	--	0.00	0.00	--	--
Office Start-up Costs	--	0.00	0.00	--	--
Office Operations	10,435.00	665.72	1,450.60	8,984.40	13.9%
Total Office Allowances		665.72	1,450.60		
Operational Resources					
Operational Resources	--	163.97	320.36	--	--
Total Operational Resources		163.97	320.36		
Travel & Living Allowances					
House in Session	--	0.00	0.00	--	--
House Not in Session	--	0.00	0.00	--	--
Intra & Extra-Constituency Travel	5,217.00	2,586.92	2,848.87	2,368.13	54.6%
Helicopter Travel	--	0.00	0.00	--	--
Total Travel & Living Allowances		2,586.92	2,848.87		
Constituency Allowance					
Constituency Allowance	2,609.00	43.86	418.30	2,190.70	16.0%
Total Constituency Allowance		43.86	418.30		
Total Expenditures					
		3,460.47	5,038.13		

---- End of Report ----



House of Assembly
Newfoundland and Labrador
Member Accountability and Disclosure Report
Expenditures Summarized by Category
01-Jun-18 to 30-Jun-18

KIRBY, DALE, MHA

Allowance Category	Expenditure Limit for Fiscal Year 2018/19 (Net of HST)	Expenditures Processed 01-Jun-18 to 30-Jun-18 (Net of HST)	Expenditures Year to Date 01-Apr-18 to 30-Jun-18 (Net of HST)	Funds Available (Net of HST)	Percent Expended to Date
Office Allowances					
Office Accommodations	--	0.00	0.00	--	--
Rental of Short-term Accommodations	--	0.00	0.00	--	--
Office Start-up Costs	--	0.00	0.00	--	--
Office Operations	10,435.00	1,974.84	2,825.91	7,609.09	27.1%
Total Office Allowances		1,974.84	2,825.91		
Operational Resources					
Operational Resources	--	138.00	251.08	--	--
Total Operational Resources		138.00	251.08		
Travel & Living Allowances					
House in Session	--	0.00	0.00	--	--
House Not in Session	--	0.00	0.00	--	--
Intra & Extra-Constituency Travel	5,217.00	0.00	0.00	5,217.00	0.0%
Helicopter Travel	--	0.00	0.00	--	--
Total Travel & Living Allowances		0.00	0.00		
Constituency Allowance					
Constituency Allowance	2,609.00	0.00	175.43	2,433.57	6.7%
Total Constituency Allowance		0.00	175.43		
Total Expenditures					
		2,112.84	3,252.42		

---- End of Report ----



House of Assembly
Newfoundland and Labrador
Member Accountability and Disclosure Report
Expenditures Summarized by Category
01-Jun-18 to 30-Jun-18

King, Neil, MHA

Allowance Category	Expenditure Limit for Fiscal Year 2018/19 (Net of HST)	Expenditures Processed 01-Jun-18 to 30-Jun-18 (Net of HST)	Expenditures Year to Date 01-Apr-18 to 30-Jun-18 (Net of HST)	Funds Available (Net of HST)	Percent Expended to Date
Office Allowances					
Office Accommodations	17,820.00	1,485.00	4,455.00	13,365.00	25.0%
Rental of Short-term Accommodations	--	0.00	0.00	--	--
Office Start-up Costs	653.00	0.00	0.00	653.00	0.0%
Office Operations	10,435.00	0.00	0.00	10,435.00	0.0%
Total Office Allowances		1,485.00	4,455.00		
Operational Resources					
Operational Resources	--	436.83	945.43	--	--
Total Operational Resources		436.83	945.43		
Travel & Living Allowances					
House in Session	--	2,072.72	5,407.46	--	--
House Not in Session	--	0.00	0.00	--	--
Intra & Extra-Constituency Travel	9,739.00	104.59	1,071.65	8,667.35	11.0%
Helicopter Travel	--	0.00	0.00	--	--
Total Travel & Living Allowances		2,177.31	6,479.11		
Constituency Allowance					
Constituency Allowance	2,609.00	0.00	0.00	2,609.00	0.0%
Total Constituency Allowance		0.00	0.00		
Total Expenditures		4,099.14	11,879.54		

---- End of Report ----



House of Assembly
Newfoundland and Labrador
Member Accountability and Disclosure Report
Expenditures Summarized by Category
01-Jun-18 to 30-Jun-18

JOYCE, EDDIE, MHA

Allowance Category	Expenditure Limit for Fiscal Year 2018/19 (Net of HST)	Expenditures Processed 01-Jun-18 to 30-Jun-18 (Net of HST)	Expenditures Year to Date 01-Apr-18 to 30-Jun-18 (Net of HST)	Funds Available (Net of HST)	Percent Expended to Date
Office Allowances					
Office Accommodations	--	0.00	0.00	--	--
Rental of Short-term Accommodations	--	0.00	0.00	--	--
Office Start-up Costs	--	0.00	0.00	--	--
Office Operations	10,435.00	138.60	496.48	9,938.52	4.8%
Total Office Allowances		138.60	496.48		
Operational Resources					
Operational Resources	--	253.68	561.16	--	--
Total Operational Resources		253.68	561.16		
Travel & Living Allowances					
House in Session	--	0.00	2,666.46	--	--
House Not in Session	--	872.33	872.33	--	--
Intra & Extra-Constituency Travel	10,870.00	225.38	554.08	10,315.92	5.1%
Helicopter Travel	--	0.00	0.00	--	--
Total Travel & Living Allowances		1,097.71	4,092.87		
Constituency Allowance					
Constituency Allowance	2,609.00	0.00	136.83	2,472.17	5.2%
Total Constituency Allowance		0.00	136.83		
Total Expenditures					
		1,489.99	5,287.34		

---- End of Report ----



House of Assembly
Newfoundland and Labrador
Member Accountability and Disclosure Report
Expenditures Summarized by Category
01-Jun-18 to 30-Jun-18

HUTCHINGS, KEITH, MHA

Allowance Category	Expenditure Limit for Fiscal Year 2018/19 (Net of HST)	Expenditures Processed 01-Jun-18 to 30-Jun-18 (Net of HST)	Expenditures Year to Date 01-Apr-18 to 30-Jun-18 (Net of HST)	Funds Available (Net of HST)	Percent Expended to Date
Office Allowances					
Office Accommodations	--	0.00	0.00	--	--
Rental of Short-term Accommodations	--	0.00	0.00	--	--
Office Start-up Costs	--	0.00	0.00	--	--
Office Operations	10,435.00	1.68	270.64	10,164.36	2.6%
Total Office Allowances		1.68	270.64		
Operational Resources					
Operational Resources	--	153.99	328.33	--	--
Total Operational Resources		153.99	328.33		
Travel & Living Allowances					
House in Session	--	0.00	0.00	--	--
House Not in Session	--	0.00	0.00	--	--
Intra & Extra-Constituency Travel	8,783.00	1,320.53	1,799.85	6,983.15	20.5%
Helicopter Travel	--	0.00	0.00	--	--
Total Travel & Living Allowances		1,320.53	1,799.85		
Constituency Allowance					
Constituency Allowance	2,609.00	0.00	0.00	2,609.00	0.0%
Total Constituency Allowance		0.00	0.00		
Total Expenditures					
		1,476.20	2,398.82		

---- End of Report ----



House of Assembly
Newfoundland and Labrador
Member Accountability and Disclosure Report
Expenditures Summarized by Category
01-Jun-18 to 30-Jun-18

Holloway, Colin, MHA

Allowance Category	Expenditure Limit for Fiscal Year 2018/19 (Net of HST)	Expenditures Processed 01-Jun-18 to 30-Jun-18 (Net of HST)	Expenditures Year to Date 01-Apr-18 to 30-Jun-18 (Net of HST)	Funds Available (Net of HST)	Percent Expended to Date
Office Allowances					
Office Accommodations	10,960.00	913.33	2,739.99	8,220.01	25.0%
Rental of Short-term Accommodations	--	0.00	0.00	--	--
Office Start-up Costs	153.00	0.00	0.00	153.00	0.0%
Office Operations	10,435.00	53.72	1,308.58	9,126.42	12.5%
Total Office Allowances		967.05	4,048.57		
Operational Resources					
Operational Resources	--	552.90	3,503.54	--	--
Total Operational Resources		552.90	3,503.54		
Travel & Living Allowances					
House in Session	--	791.56	2,616.07	--	--
House Not in Session	--	131.89	131.89	--	--
Intra & Extra-Constituency Travel	11,043.00	669.36	2,350.43	8,692.57	21.3%
Helicopter Travel	--	0.00	0.00	--	--
Total Travel & Living Allowances		1,592.81	5,098.39		
Constituency Allowance					
Constituency Allowance	2,609.00	0.00	66.51	2,542.49	2.5%
Total Constituency Allowance		0.00	66.51		
Total Expenditures					
		3,112.76	12,717.01		

---- End of Report ----



House of Assembly
Newfoundland and Labrador
Member Accountability and Disclosure Report
Expenditures Summarized by Category
01-Jun-18 to 30-Jun-18

Hawkins, Allan, MHA

Allowance Category	Expenditure Limit for Fiscal Year 2018/19 (Net of HST)	Expenditures Processed 01-Jun-18 to 30-Jun-18 (Net of HST)	Expenditures Year to Date 01-Apr-18 to 30-Jun-18 (Net of HST)	Funds Available (Net of HST)	Percent Expended to Date
Office Allowances					
Office Accommodations	--	0.00	0.00	--	--
Rental of Short-term Accommodations	--	0.00	0.00	--	--
Office Start-up Costs	870.00	0.00	0.00	870.00	0.0%
Office Operations	10,435.00	0.00	21.93	10,413.07	0.2%
Total Office Allowances		0.00	21.93		
Operational Resources					
Operational Resources	--	1,213.35	1,496.14	--	--
Total Operational Resources		1,213.35	1,496.14		
Travel & Living Allowances					
House in Session	--	3,225.46	6,468.46	--	--
House Not in Session	--	0.00	0.00	--	--
Intra & Extra-Constituency Travel	7,913.00	35.53	288.85	7,624.15	3.7%
Helicopter Travel	--	0.00	0.00	--	--
Total Travel & Living Allowances		3,260.99	6,757.31		
Constituency Allowance					
Constituency Allowance	2,609.00	60.00	100.00	2,509.00	3.8%
Total Constituency Allowance		60.00	100.00		
Total Expenditures		4,534.34	8,375.38		

---- End of Report ----



House of Assembly
Newfoundland and Labrador
Member Accountability and Disclosure Report
Expenditures Summarized by Category
01-Jun-18 to 30-Jun-18

Haley, Carol Anne, MHA

Allowance Category	Expenditure Limit for Fiscal Year 2018/19 (Net of HST)	Expenditures Processed 01-Jun-18 to 30-Jun-18 (Net of HST)	Expenditures Year to Date 01-Apr-18 to 30-Jun-18 (Net of HST)	Funds Available (Net of HST)	Percent Expended to Date
Office Allowances					
Office Accommodations	15,545.00	1,295.36	3,886.08	11,658.92	25.0%
Rental of Short-term Accommodations	--	0.00	0.00	--	--
Office Start-up Costs	676.00	0.00	0.00	676.00	0.0%
Office Operations	10,435.00	19.28	744.28	9,690.72	7.1%
Total Office Allowances		1,314.64	4,630.36		
Operational Resources					
Operational Resources	--	488.83	3,778.50	--	--
Total Operational Resources		488.83	3,778.50		
Travel & Living Allowances					
House in Session	--	2,289.75	2,289.75	--	--
House Not in Session	--	0.00	0.00	--	--
Intra & Extra-Constituency Travel	11,043.00	1,544.00	1,544.00	9,499.00	14.0%
Helicopter Travel	--	0.00	0.00	--	--
Total Travel & Living Allowances		3,833.75	3,833.75		
Constituency Allowance					
Constituency Allowance	2,609.00	0.00	0.00	2,609.00	0.0%
Total Constituency Allowance		0.00	0.00		
Total Expenditures		5,637.22	12,242.61		

---- End of Report ----



House of Assembly
Newfoundland and Labrador
Member Accountability and Disclosure Report
Expenditures Summarized by Category
01-Jun-18 to 30-Jun-18

Haggie, John, MHA

Allowance Category	Expenditure Limit for Fiscal Year 2018/19 (Net of HST)	Expenditures Processed 01-Jun-18 to 30-Jun-18 (Net of HST)	Expenditures Year to Date 01-Apr-18 to 30-Jun-18 (Net of HST)	Funds Available (Net of HST)	Percent Expended to Date
Office Allowances					
Office Accommodations	--	0.00	0.00	--	--
Rental of Short-term Accommodations	--	0.00	0.00	--	--
Office Start-up Costs	--	0.00	0.00	--	--
Office Operations	10,435.00	0.00	0.00	10,435.00	0.0%
Total Office Allowances		0.00	0.00		
Operational Resources					
Operational Resources	--	257.17	1,648.46	--	--
Total Operational Resources		257.17	1,648.46		
Travel & Living Allowances					
House in Session	--	0.00	2,950.24	--	--
House Not in Session	--	0.00	0.00	--	--
Intra & Extra-Constituency Travel	6,696.00	0.00	138.23	6,557.77	2.1%
Helicopter Travel	--	0.00	0.00	--	--
Total Travel & Living Allowances		0.00	3,088.47		
Constituency Allowance					
Constituency Allowance	2,609.00	0.00	77.66	2,531.34	3.0%
Total Constituency Allowance		0.00	77.66		
Total Expenditures					
		257.17	4,814.59		

---- End of Report ----



House of Assembly
Newfoundland and Labrador
Member Accountability and Disclosure Report
Expenditures Summarized by Category
01-Jun-18 to 30-Jun-18

Gambin - Walsh, Sherry, MHA

Allowance Category	Expenditure Limit for Fiscal Year 2018/19 (Net of HST)	Expenditures Processed 01-Jun-18 to 30-Jun-18 (Net of HST)	Expenditures Year to Date 01-Apr-18 to 30-Jun-18 (Net of HST)	Funds Available (Net of HST)	Percent Expended to Date
Office Allowances					
Office Accommodations	19,000.00	1,583.33	4,749.99	14,250.01	25.0%
Rental of Short-term Accommodations	--	0.00	0.00	--	--
Office Start-up Costs	92.00	0.00	0.00	92.00	0.0%
Office Operations	10,435.00	160.00	1,040.79	9,394.21	10.0%
Total Office Allowances		1,743.33	5,790.78		
Operational Resources					
Operational Resources	--	658.53	6,198.34	--	--
Total Operational Resources		658.53	6,198.34		
Travel & Living Allowances					
House in Session	--	0.00	0.00	--	--
House Not in Session	--	0.00	0.00	--	--
Intra & Extra-Constituency Travel	10,000.00	0.00	670.22	9,329.78	6.7%
Helicopter Travel	--	0.00	0.00	--	--
Total Travel & Living Allowances		0.00	670.22		
Constituency Allowance					
Constituency Allowance	2,609.00	0.00	217.00	2,392.00	8.3%
Total Constituency Allowance		0.00	217.00		
Total Expenditures		2,401.86	12,876.34		

---- End of Report ----



House of Assembly
Newfoundland and Labrador
Member Accountability and Disclosure Report
Expenditures Summarized by Category
01-Jun-18 to 30-Jun-18

Finn, John, MHA

Allowance Category	Expenditure Limit for Fiscal Year 2018/19 (Net of HST)	Expenditures Processed 01-Jun-18 to 30-Jun-18 (Net of HST)	Expenditures Year to Date 01-Apr-18 to 30-Jun-18 (Net of HST)	Funds Available (Net of HST)	Percent Expended to Date
Office Allowances					
Office Accommodations	8,963.00	746.90	2,240.70	6,722.30	25.0%
Rental of Short-term Accommodations	--	0.00	0.00	--	--
Office Start-up Costs	152.00	0.00	0.00	152.00	0.0%
Office Operations	10,435.00	415.80	1,381.82	9,053.18	13.2%
Total Office Allowances		1,162.70	3,622.52		
Operational Resources					
Operational Resources	--	543.41	3,544.25	--	--
Total Operational Resources		543.41	3,544.25		
Travel & Living Allowances					
House in Session	--	4,631.84	7,305.43	--	--
House Not in Session	--	649.92	799.78	--	--
Intra & Extra-Constituency Travel	5,913.00	278.89	278.89	5,634.11	4.7%
Helicopter Travel	--	0.00	0.00	--	--
Total Travel & Living Allowances		5,560.65	8,384.10		
Constituency Allowance					
Constituency Allowance	2,609.00	0.00	40.00	2,569.00	1.5%
Total Constituency Allowance		0.00	40.00		
Total Expenditures					
		7,266.76	15,590.87		

---- End of Report ----



House of Assembly
Newfoundland and Labrador
Member Accountability and Disclosure Report
Expenditures Summarized by Category
01-Jun-18 to 30-Jun-18

EDMUNDS, RANDY, MHA

Allowance Category	Expenditure Limit for Fiscal Year 2018/19 (Net of HST)	Expenditures Processed 01-Jun-18 to 30-Jun-18 (Net of HST)	Expenditures Year to Date 01-Apr-18 to 30-Jun-18 (Net of HST)	Funds Available (Net of HST)	Percent Expended to Date
Office Allowances					
Office Accommodations	--	0.00	0.00	--	--
Rental of Short-term Accommodations	--	0.00	0.00	--	--
Office Start-up Costs	--	0.00	0.00	--	--
Office Operations	10,435.00	30.00	88.50	10,346.50	0.8%
Total Office Allowances		30.00	88.50		
Operational Resources					
Operational Resources	--	1,427.10	1,811.72	--	--
Total Operational Resources		1,427.10	1,811.72		
Travel & Living Allowances					
House in Session	--	0.00	7,923.80	--	--
House Not in Session	--	1,408.53	1,408.53	--	--
Intra & Extra-Constituency Travel	18,000.00	0.00	756.79	17,243.21	4.2%
Helicopter Travel	9,130.00	0.00	0.00	9,130.00	0.0%
Total Travel & Living Allowances		1,408.53	10,089.12		
Constituency Allowance					
Constituency Allowance	2,609.00	0.00	113.33	2,495.67	4.3%
Total Constituency Allowance		0.00	113.33		
Total Expenditures					
		2,865.63	12,102.67		

---- End of Report ----



House of Assembly
Newfoundland and Labrador
Member Accountability and Disclosure Report
Expenditures Summarized by Category
01-Jun-18 to 30-Jun-18

DEMPSTER, LISA, MHA

Allowance Category	Expenditure Limit for Fiscal Year 2018/19 (Net of HST)	Expenditures Processed 01-Jun-18 to 30-Jun-18 (Net of HST)	Expenditures Year to Date 01-Apr-18 to 30-Jun-18 (Net of HST)	Funds Available (Net of HST)	Percent Expended to Date
Office Allowances					
Office Accommodations	13,860.00	1,155.00	3,465.00	10,395.00	25.0%
Rental of Short-term Accommodations	--	0.00	0.00	--	--
Office Start-up Costs	--	0.00	0.00	--	--
Office Operations	10,435.00	385.00	475.00	9,960.00	4.6%
Total Office Allowances		1,540.00	3,940.00		
Operational Resources					
Operational Resources	--	-194.31	2,125.71	--	--
Total Operational Resources		-194.31	2,125.71		
Travel & Living Allowances					
House in Session	--	2,932.52	8,362.30	--	--
House Not in Session	--	523.30	523.30	--	--
Intra & Extra-Constituency Travel	22,261.00	371.97	1,361.27	20,899.73	6.1%
Helicopter Travel	18,261.00	0.00	0.00	18,261.00	0.0%
Total Travel & Living Allowances		3,827.79	10,246.87		
Constituency Allowance					
Constituency Allowance	2,609.00	0.00	0.00	2,609.00	0.0%
Total Constituency Allowance		0.00	0.00		
Total Expenditures		5,173.48	16,312.58		

---- End of Report ----



House of Assembly
Newfoundland and Labrador
Member Accountability and Disclosure Report
Expenditures Summarized by Category
01-Jun-18 to 30-Jun-18

Dean, Jerry, MHA

Allowance Category	Expenditure Limit for Fiscal Year 2018/19 (Net of HST)	Expenditures Processed 01-Jun-18 to 30-Jun-18 (Net of HST)	Expenditures Year to Date 01-Apr-18 to 30-Jun-18 (Net of HST)	Funds Available (Net of HST)	Percent Expended to Date
Office Allowances					
Office Accommodations	19,200.00	1,600.00	4,800.00	14,400.00	25.0%
Rental of Short-term Accommodations	--	0.00	0.00	--	--
Office Start-up Costs	412.00	0.00	0.00	412.00	0.0%
Office Operations	10,435.00	19.95	19.95	10,415.05	0.2%
Total Office Allowances		1,619.95	4,819.95		
Operational Resources					
Operational Resources	--	621.00	1,259.22	--	--
Total Operational Resources		621.00	1,259.22		
Travel & Living Allowances					
House in Session	--	1,001.18	3,196.88	--	--
House Not in Session	--	0.00	0.00	--	--
Intra & Extra-Constituency Travel	9,391.00	210.67	632.95	8,758.05	6.7%
Helicopter Travel	--	0.00	0.00	--	--
Total Travel & Living Allowances		1,211.85	3,829.83		
Constituency Allowance					
Constituency Allowance	2,609.00	0.00	0.00	2,609.00	0.0%
Total Constituency Allowance		0.00	0.00		
Total Expenditures					
		3,452.80	9,909.00		

---- End of Report ----



House of Assembly
Newfoundland and Labrador
Member Accountability and Disclosure Report
Expenditures Summarized by Category
01-Jun-18 to 30-Jun-18

DAVIS, PAUL, MHA

Allowance Category	Expenditure Limit for Fiscal Year 2018/19 (Net of HST)	Expenditures Processed 01-Jun-18 to 30-Jun-18 (Net of HST)	Expenditures Year to Date 01-Apr-18 to 30-Jun-18 (Net of HST)	Funds Available (Net of HST)	Percent Expended to Date
Office Allowances					
Office Accommodations	--	0.00	0.00	--	--
Rental of Short-term Accommodations	--	0.00	0.00	--	--
Office Start-up Costs	--	0.00	0.00	--	--
Office Operations	10,435.00	1,128.21	1,626.25	8,808.75	15.6%
Total Office Allowances		1,128.21	1,626.25		
Operational Resources					
Operational Resources	--	1,770.86	3,043.55	--	--
Total Operational Resources		1,770.86	3,043.55		
Travel & Living Allowances					
House in Session	--	0.00	0.00	--	--
House Not in Session	--	0.00	0.00	--	--
Intra & Extra-Constituency Travel	5,217.00	0.00	0.00	5,217.00	0.0%
Helicopter Travel	--	0.00	0.00	--	--
Total Travel & Living Allowances		0.00	0.00		
Constituency Allowance					
Constituency Allowance	2,609.00	50.00	50.00	2,559.00	1.9%
Total Constituency Allowance		50.00	50.00		
Total Expenditures		2,949.07	4,719.80		

---- End of Report ----



House of Assembly
Newfoundland and Labrador
Member Accountability and Disclosure Report
Expenditures Summarized by Category
01-Jun-18 to 30-Jun-18

Davis, Bernard, MHA

Allowance Category	Expenditure Limit for Fiscal Year 2018/19 (Net of HST)	Expenditures Processed 01-Jun-18 to 30-Jun-18 (Net of HST)	Expenditures Year to Date 01-Apr-18 to 30-Jun-18 (Net of HST)	Funds Available (Net of HST)	Percent Expended to Date
Office Allowances					
Office Accommodations	--	0.00	0.00	--	--
Rental of Short-term Accommodations	--	0.00	0.00	--	--
Office Start-up Costs	278.00	0.00	0.00	278.00	0.0%
Office Operations	10,435.00	13.13	13.13	10,421.87	0.1%
Total Office Allowances		13.13	13.13		
Operational Resources					
Operational Resources	--	150.58	299.01	--	--
Total Operational Resources		150.58	299.01		
Travel & Living Allowances					
House in Session	--	0.00	0.00	--	--
House Not in Session	--	0.00	0.00	--	--
Intra & Extra-Constituency Travel	5,217.00	2,400.00	2,404.61	2,812.39	46.1%
Helicopter Travel	--	0.00	0.00	--	--
Total Travel & Living Allowances		2,400.00	2,404.61		
Constituency Allowance					
Constituency Allowance	2,609.00	263.08	647.94	1,961.06	24.8%
Total Constituency Allowance		263.08	647.94		
Total Expenditures		2,826.79	3,364.69		

---- End of Report ----



House of Assembly
Newfoundland and Labrador
Member Accountability and Disclosure Report
Expenditures Summarized by Category
01-Jun-18 to 30-Jun-18

CROCKER, STEVE, MHA

Allowance Category	Expenditure Limit for Fiscal Year 2018/19 (Net of HST)	Expenditures Processed 01-Jun-18 to 30-Jun-18 (Net of HST)	Expenditures Year to Date 01-Apr-18 to 30-Jun-18 (Net of HST)	Funds Available (Net of HST)	Percent Expended to Date
Office Allowances					
Office Accommodations	13,101.00	1,091.67	3,275.01	9,825.99	25.0%
Rental of Short-term Accommodations	--	0.00	0.00	--	--
Office Start-up Costs	--	0.00	0.00	--	--
Office Operations	10,435.00	10.85	21.70	10,413.30	0.2%
Total Office Allowances		1,102.52	3,296.71		
Operational Resources					
Operational Resources	--	4,967.32	5,553.34	--	--
Total Operational Resources		4,967.32	5,553.34		
Travel & Living Allowances					
House in Session	--	1,075.09	2,663.56	--	--
House Not in Session	--	0.00	97.03	--	--
Intra & Extra-Constituency Travel	7,478.00	148.78	172.71	7,305.29	2.3%
Helicopter Travel	--	0.00	0.00	--	--
Total Travel & Living Allowances		1,223.87	2,933.30		
Constituency Allowance					
Constituency Allowance	2,609.00	0.00	0.00	2,609.00	0.0%
Total Constituency Allowance		0.00	0.00		
Total Expenditures		7,293.71	11,783.35		

---- End of Report ----



House of Assembly
Newfoundland and Labrador
Member Accountability and Disclosure Report
Expenditures Summarized by Category
01-Jun-18 to 30-Jun-18

Coady, Siobhan, MHA

Allowance Category	Expenditure Limit for Fiscal Year 2018/19 (Net of HST)	Expenditures Processed 01-Jun-18 to 30-Jun-18 (Net of HST)	Expenditures Year to Date 01-Apr-18 to 30-Jun-18 (Net of HST)	Funds Available (Net of HST)	Percent Expended to Date
Office Allowances					
Office Accommodations	--	0.00	0.00	--	--
Rental of Short-term Accommodations	--	0.00	0.00	--	--
Office Start-up Costs	691.00	0.00	0.00	691.00	0.0%
Office Operations	10,435.00	2,048.03	2,348.47	8,086.53	22.5%
Total Office Allowances		2,048.03	2,348.47		
Operational Resources					
Operational Resources	--	185.20	912.38	--	--
Total Operational Resources		185.20	912.38		
Travel & Living Allowances					
House in Session	--	0.00	0.00	--	--
House Not in Session	--	0.00	0.00	--	--
Intra & Extra-Constituency Travel	5,217.00	0.00	0.00	5,217.00	0.0%
Helicopter Travel	--	0.00	0.00	--	--
Total Travel & Living Allowances		0.00	0.00		
Constituency Allowance					
Constituency Allowance	2,609.00	134.22	199.22	2,409.78	7.6%
Total Constituency Allowance		134.22	199.22		
Total Expenditures		2,367.45	3,460.07		

---- End of Report ----



House of Assembly
Newfoundland and Labrador
Member Accountability and Disclosure Report
Expenditures Summarized by Category
01-Jun-18 to 30-Jun-18

Byrne, Gerry, MHA

Allowance Category	Expenditure Limit for Fiscal Year 2018/19 (Net of HST)	Expenditures Processed 01-Jun-18 to 30-Jun-18 (Net of HST)	Expenditures Year to Date 01-Apr-18 to 30-Jun-18 (Net of HST)	Funds Available (Net of HST)	Percent Expended to Date
Office Allowances					
Office Accommodations	--	0.00	0.00	--	--
Rental of Short-term Accommodations	--	0.00	0.00	--	--
Office Start-up Costs	300.00	0.00	0.00	300.00	0.0%
Office Operations	10,435.00	0.00	478.34	9,956.66	4.6%
Total Office Allowances		0.00	478.34		
Operational Resources					
Operational Resources	--	234.12	527.90	--	--
Total Operational Resources		234.12	527.90		
Travel & Living Allowances					
House in Session	--	5,001.86	9,243.50	--	--
House Not in Session	--	0.00	0.00	--	--
Intra & Extra-Constituency Travel	5,217.00	0.00	0.00	5,217.00	0.0%
Helicopter Travel	--	0.00	0.00	--	--
Total Travel & Living Allowances		5,001.86	9,243.50		
Constituency Allowance					
Constituency Allowance	2,609.00	125.00	125.00	2,484.00	4.8%
Total Constituency Allowance		125.00	125.00		
Total Expenditures					
		5,360.98	10,374.74		

---- End of Report ----



House of Assembly
Newfoundland and Labrador
Member Accountability and Disclosure Report
Expenditures Summarized by Category
01-Jun-18 to 30-Jun-18

Browne, Mark, MHA

Allowance Category	Expenditure Limit for Fiscal Year 2018/19 (Net of HST)	Expenditures Processed 01-Jun-18 to 30-Jun-18 (Net of HST)	Expenditures Year to Date 01-Apr-18 to 30-Jun-18 (Net of HST)	Funds Available (Net of HST)	Percent Expended to Date
Office Allowances					
Office Accommodations	16,000.00	1,333.33	3,999.99	12,000.01	25.0%
Rental of Short-term Accommodations	--	0.00	0.00	--	--
Office Start-up Costs	67.00	0.00	0.00	67.00	0.0%
Office Operations	10,435.00	500.00	1,200.00	9,235.00	11.5%
Total Office Allowances		1,833.33	5,199.99		
Operational Resources					
Operational Resources	--	272.20	3,864.43	--	--
Total Operational Resources		272.20	3,864.43		
Travel & Living Allowances					
House in Session	--	0.00	0.00	--	--
House Not in Session	--	0.00	0.00	--	--
Intra & Extra-Constituency Travel	12,000.00	0.00	1,037.13	10,962.87	8.6%
Helicopter Travel	--	0.00	0.00	--	--
Total Travel & Living Allowances		0.00	1,037.13		
Constituency Allowance					
Constituency Allowance	2,609.00	52.17	152.17	2,456.83	5.8%
Total Constituency Allowance		52.17	152.17		
Total Expenditures		2,157.70	10,253.72		

---- End of Report ----



House of Assembly
Newfoundland and Labrador
Member Accountability and Disclosure Report
Expenditures Summarized by Category
01-Jun-18 to 30-Jun-18

BRAZIL, DAVID, MHA

Allowance Category	Expenditure Limit for Fiscal Year 2018/19 (Net of HST)	Expenditures Processed 01-Jun-18 to 30-Jun-18 (Net of HST)	Expenditures Year to Date 01-Apr-18 to 30-Jun-18 (Net of HST)	Funds Available (Net of HST)	Percent Expended to Date
Office Allowances					
Office Accommodations	--	0.00	0.00	--	--
Rental of Short-term Accommodations	--	0.00	0.00	--	--
Office Start-up Costs	--	0.00	0.00	--	--
Office Operations	10,435.00	1,191.34	2,633.65	7,801.35	25.2%
Total Office Allowances		1,191.34	2,633.65		
Operational Resources					
Operational Resources	--	221.85	374.29	--	--
Total Operational Resources		221.85	374.29		
Travel & Living Allowances					
House in Session	--	0.00	0.00	--	--
House Not in Session	--	0.00	0.00	--	--
Intra & Extra-Constituency Travel	6,696.00	0.00	312.51	6,383.49	4.7%
Helicopter Travel	--	0.00	0.00	--	--
Total Travel & Living Allowances		0.00	312.51		
Constituency Allowance					
Constituency Allowance	2,609.00	0.00	0.00	2,609.00	0.0%
Total Constituency Allowance		0.00	0.00		
Total Expenditures		1,413.19	3,320.45		

---- End of Report ----



House of Assembly
Newfoundland and Labrador
Member Accountability and Disclosure Report
Expenditures Summarized by Category
01-Jun-18 to 30-Jun-18

Bragg, Derrick, MHA

Allowance Category	Expenditure Limit for Fiscal Year 2018/19 (Net of HST)	Expenditures Processed 01-Jun-18 to 30-Jun-18 (Net of HST)	Expenditures Year to Date 01-Apr-18 to 30-Jun-18 (Net of HST)	Funds Available (Net of HST)	Percent Expended to Date
Office Allowances					
Office Accommodations	14,400.00	1,200.00	3,600.00	10,800.00	25.0%
Rental of Short-term Accommodations	--	0.00	0.00	--	--
Office Start-up Costs	455.00	0.00	0.00	455.00	0.0%
Office Operations	10,435.00	0.00	50.00	10,385.00	0.5%
Total Office Allowances		1,200.00	3,650.00		
Operational Resources					
Operational Resources	--	383.11	3,204.60	--	--
Total Operational Resources		383.11	3,204.60		
Travel & Living Allowances					
House in Session	--	1,872.60	5,572.77	--	--
House Not in Session	--	333.77	333.77	--	--
Intra & Extra-Constituency Travel	11,043.00	711.99	1,784.66	9,258.34	16.2%
Helicopter Travel	--	0.00	0.00	--	--
Total Travel & Living Allowances		2,918.36	7,691.20		
Constituency Allowance					
Constituency Allowance	2,609.00	0.00	0.00	2,609.00	0.0%
Total Constituency Allowance		0.00	0.00		
Total Expenditures		4,501.47	14,545.80		

---- End of Report ----



House of Assembly
Newfoundland and Labrador
Member Accountability and Disclosure Report
Expenditures Summarized by Category
01-Jun-18 to 30-Jun-18

Bennett, Derek, MHA

Allowance Category	Expenditure Limit for Fiscal Year 2018/19 (Net of HST)	Expenditures Processed 01-Jun-18 to 30-Jun-18 (Net of HST)	Expenditures Year to Date 01-Apr-18 to 30-Jun-18 (Net of HST)	Funds Available (Net of HST)	Percent Expended to Date
Office Allowances					
Office Accommodations	--	0.00	0.00	--	--
Rental of Short-term Accommodations	--	0.00	0.00	--	--
Office Start-up Costs	580.00	0.00	0.00	580.00	0.0%
Office Operations	10,435.00	813.70	929.59	9,505.41	8.9%
Total Office Allowances		813.70	929.59		
Operational Resources					
Operational Resources	--	427.29	949.94	--	--
Total Operational Resources		427.29	949.94		
Travel & Living Allowances					
House in Session	--	1,869.97	4,633.65	--	--
House Not in Session	--	0.00	292.02	--	--
Intra & Extra-Constituency Travel	8,000.00	171.79	951.95	7,048.05	11.9%
Helicopter Travel	--	0.00	0.00	--	--
Total Travel & Living Allowances		2,041.76	5,877.62		
Constituency Allowance					
Constituency Allowance	2,609.00	219.30	270.22	2,338.78	10.4%
Total Constituency Allowance		219.30	270.22		
Total Expenditures					
		3,502.05	8,027.37		

---- End of Report ----



House of Assembly
Newfoundland and Labrador
Member Accountability and Disclosure Report
Expenditures Summarized by Category
01-Jun-18 to 30-Jun-18

BENNETT, CATHY, MHA

Allowance Category	Expenditure Limit for Fiscal Year 2018/19 (Net of HST)	Expenditures Processed 01-Jun-18 to 30-Jun-18 (Net of HST)	Expenditures Year to Date 01-Apr-18 to 30-Jun-18 (Net of HST)	Funds Available (Net of HST)	Percent Expended to Date
Office Allowances					
Office Accommodations	--	0.00	0.00	--	--
Rental of Short-term Accommodations	--	0.00	0.00	--	--
Office Start-up Costs	--	0.00	0.00	--	--
Office Operations	10,435.00	778.11	778.11	9,656.89	7.5%
Total Office Allowances		778.11	778.11		
Operational Resources					
Operational Resources	--	123.83	244.52	--	--
Total Operational Resources		123.83	244.52		
Travel & Living Allowances					
House in Session	--	0.00	0.00	--	--
House Not in Session	--	0.00	0.00	--	--
Intra & Extra-Constituency Travel	5,217.00	2,400.00	2,400.00	2,817.00	46.0%
Helicopter Travel	--	0.00	0.00	--	--
Total Travel & Living Allowances		2,400.00	2,400.00		
Constituency Allowance					
Constituency Allowance	2,609.00	0.00	0.00	2,609.00	0.0%
Total Constituency Allowance		0.00	0.00		
Total Expenditures					
		3,301.94	3,422.63		

---- End of Report ----

House of Assembly Management Commission

Briefing Note

Title: Mandatory Training for Members of the House of Assembly (MHAs)

Issue: Amendment to the *House of Assembly Accountability, Integrity and Administration Act* to make training mandatory for MHAs.

Background:

- At its meeting on May 16, 2018, the Management Commission considered a request from the Minister of Finance regarding mandatory training for MHAs and made the following decision:

CM 2018-026 The Commission directed the Law Clerk to draft amendments to Section 22 of the *House of Assembly Accountability, Integrity and Administration Act* that would make attendance at training mandatory for Members of the House of Assembly, with the draft amendments to be brought forward at a future meeting for approval.

- Section 22 of the *House of Assembly Accountability, Integrity and Administration Act* (the Act) assigns responsibility to the Speaker (assisted by the Clerk) for the development and delivery of appropriate training and orientation programs for MHAs, members of the Management Commission, and officers and staff of the House of Assembly Service.
- While the Act makes it mandatory for the Speaker to ensure the appropriate training and orientation is delivered, it does not make attendance of MHAs mandatory. As directed in **CM 2018-026**, the draft amendments to Section 22 are included at Attachment 1.
- Once approved by the Management Commission, the Government House Leader will be asked to bring the proposed amendments to the Act forward to Cabinet for approval, subject to final drafting by the Office of the Legislative Counsel and presentation to the House of Assembly as a Bill.

Analysis:

Legal Consultation:
Law Clerk

Internal Consultation(s):
Not applicable.

External Consultation(s):

Not applicable.

Comparison to Government Policy:

Not applicable.

Financial Impact:

Not applicable.

Legislative Impact:

Proposed amendments to Section 22 of the Act are attached.

Options:

1. Approve the proposed amendments to *the House of Assembly Accountability, Integrity and Administration Act* to make training for MHAs mandatory.
2. Do not approve the proposed amendments to *the House of Assembly Accountability, Integrity and Administration Act* to make training for MHAs mandatory. Should the Commission choose this option, it would have to rescind **CM 2018-026** which directed the amendments.

Status:

- The provisions of Section 22 of the *House of Assembly Accountability, Integrity and Administration Act* continue to apply (i.e. the requirement to provide training will continue to prevail, but attendance is at the discretion of the Member).

Action Required:

Proposed Motion:

Pursuant to subsections 15(5) and 20(7) of the *House of Assembly Accountability, Integrity and Administration Act*, the Commission approves the proposed amendments, subject to final wording by the Office of the Legislative Counsel.

Prepared by: Bobbi Russell
Date: August 7, 2018

Approved by: Sandra Barnes

Attachments:

1. Proposed Amendments - *House of Assembly Accountability, Integrity and Administration Act* – Section 22

Section 22 of the *House of Assembly Accountability, Integrity and Administration Act* is amended by adding immediately after subsection (2) the following:

(2.1) A member shall attend or otherwise avail of the orientation and training programs referred to in subsections (1) and (2).

**House of Assembly Management Commission
Briefing Note**

Title: Audited Financial Information – House of Assembly & Statutory Offices

Issue: Approval of the audited financial information of the House of Assembly & Statutory Offices for fiscal year ended 31 March 2018.

Background:

- Pursuant to Section 43 of the *House of Assembly Accountability, Integrity and Administration Act* (the Act), an annual audit is required of the accounts of the House of Assembly and Statutory Offices by an auditor appointed by the Commission.
- Paragraph 23(7)(d) of the Act states that the Audit Committee is to review the audited financial information, report and recommendations with the auditor, and recommend their approval to the Management Commission.
- In correspondence dated August 30, 2018 from the Chair of the Audit Committee (see Attachment 1), the Committee recommends that the Commission approve and sign the audited financial information for the House of Assembly and Statutory Offices for the fiscal year ended 31 March 2018 (see Attachment 2).

Analysis:

Legal Consultation:

Not applicable

Internal Consultation(s):

Not applicable

External Consultation(s):

Not applicable

Comparison to Government Policy:

Not applicable

Financial Impact:

Not applicable

Legislative Impact:

Not applicable

Options:

- Approve the audited financial information for the House of Assembly and Statutory Offices for the fiscal year ended 31 March 2018, as recommended by the Audit Committee.

Status:

- Approval of the audited financial for the fiscal year ended 31 March 2018 for the House of Assembly and Statutory Offices remains outstanding.

Action Required:

Recommended Minute:

The Commission approves the audited financial information for April 1, 2017 to March 31, 2018 for the House of Assembly and Statutory Offices, as recommended by the Audit Committee.

Prepared by: Bobbi Russell
Date: September 5, 2018

Approved by: Sandra Barnes

Attachments:

1. Letter from Chair of the Audit Committee to the Speaker
2. Audited Financial Information – House of Assembly & Statutory Offices – 31 March 2018



HOUSE OF ASSEMBLY
Newfoundland and Labrador

August 30, 2018

Hon. Perry Trimper, MHA
Chair
House of Assembly Management Commission

Dear Mr. Trimper,

At their meeting of August 29th, 2018 the Audit Committee discussed with the Auditor General the results of the audit of the House of Assembly and Statutory Offices carried out pursuant to section 43(6) of the *House of Assembly Accountability, Integrity and Administration Act*, and the Clerk's management certification. The Auditor General told the Committee that the Office of the Auditor General had not identified any significant matters to report.

The Committee discussed the Management Certification audit with representatives of Grant Thornton.

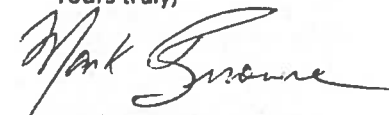
The Auditor General and the Grant Thornton representatives commended the staff of the House of Assembly for their co-operation with the auditors.

In accordance with paragraph 23(7)(d) of the *House of Assembly Accountability, Integrity and Administration Act* the Committee recommend that the Management Commission approve and sign the financial statements of the House of Assembly for the fiscal year ended 31 March 2018.

In accordance with paragraph 23(7)(b) of the *House of Assembly Accountability, Integrity and Administration Act* the Committee recommend that the Auditor General of the Province be appointed the auditor of the accounts of the House of Assembly and Statutory Offices for the fiscal year ending 31 March 2019.

The Committee has now met twice with the Auditor General and once with the Clerk in the current fiscal year.

Yours truly,


Mark Browne, MHA
Chair of Audit Committee



**AUDITOR
GENERAL**
of Newfoundland and Labrador

August 30, 2018

Ref: DP02-F4218

Honourable Perry Trimper, M.H.A.
Chair of the House of Assembly
Management Commission
House of Assembly
P.O. Box 8700
St. John's, Newfoundland and Labrador
A1B 4J6

Dear Sir:

In accordance with Section 43 of the *House of Assembly Accountability, Integrity and Administration Act* (the *Act*), I have performed the audit of the House of Assembly and its statutory offices for the year ended March 31, 2018. Section 43(6) of the *Act* requires that the audit consist of:

- an opinion on whether the accounts are fairly presented in accordance with the accounting policies noted;
- an opinion on whether the expenses incurred are in accordance with the policies of the House of Assembly Management Commission and, where applicable, the policies of the Executive Branch of Government; and
- an opinion on whether the Clerk of the House of Assembly's assessment of the effectiveness of internal controls is fairly stated and whether the internal controls are operating effectively.

I enclose 20 copies of the audited financial information and management certification for the year ended March 31, 2018, along with my Independent Auditor's Report thereon. After you and a member of the House of Assembly Management Commission have signed the audited financial information, please return the unbound copy to me.

Yours truly,



JULIA MULLALEY, CPA, CA
Auditor General

Enclosure

c.c. Ms. Sandra Barnes
Clerk of the House of Assembly

House of Assembly Audit Committee:
Mr. Mark Browne, M.H.A., Chair
Mr. Keith Hutchings, M.H.A., Member
Dr. Alex Faseruk, Ph.D., Member
Ms. Gail Hamilton, FCPA, FCA, Member

**HOUSE OF ASSEMBLY
AND ITS STATUTORY OFFICES**

**FINANCIAL INFORMATION
AND
MANAGEMENT CERTIFICATION**

MARCH 31, 2018

**HOUSE OF ASSEMBLY
AND ITS STATUTORY OFFICES**

FINANCIAL INFORMATION

MARCH 31, 2018



**AUDITOR
GENERAL**
of Newfoundland and Labrador

INDEPENDENT AUDITOR'S REPORT

To the Members of the House of Assembly Management Commission
Province of Newfoundland and Labrador

I have audited the financial information of the House of Assembly and its statutory offices (the Assembly), which comprises the schedule of assets and liabilities as at March 31, 2018, the schedule of expenditure and related revenue, the schedule of gross expenditure and unexpended balances for the year then ended and a summary of significant accounting policies and other explanatory information. The financial information has been prepared by management of the Assembly to comply with the requirements of the *House of Assembly Accountability, Integrity and Administration Act* (the *Act*).

I have also audited, in accordance with section 43(6)(b) of the *Act*, the expenses incurred by the Assembly to determine whether they were in accordance with the policies of the House of Assembly Management Commission and, where applicable, the policies of the Executive Branch of Government.

As well, I have audited in accordance with section 43(6)(c) of the *Act*, the assessment of the Clerk of the House of Assembly of the effectiveness of the internal controls of the Assembly as at March 31, 2018.

Management's Responsibility for the Financial Information

The management of the Assembly is responsible for the preparation of this financial information in accordance with the accounting policies disclosed in Note 1(a) and for such internal control as management determines is necessary to enable the preparation of financial information that is free from material misstatement, whether due to fraud or error.

Auditor's Responsibility

My responsibility is to express an opinion on this financial information based on my audit. I conducted my audit in accordance with Canadian generally accepted auditing standards. Those standards require that I comply with ethical requirements and plan and perform the audit to obtain reasonable assurance about whether the financial information is free from material misstatement.

Independent Auditor's Report (cont.)

An audit involves performing procedures to obtain audit evidence about the amounts and disclosures in the financial information. The procedures selected depend on the judgment of the auditor, including the assessment of the risks of material misstatement of the financial information, whether due to fraud or error. In making those risk assessments, the auditor considers internal control relevant to the entity's preparation of the financial information in order to design audit procedures that are appropriate in the circumstances, but not typically for the purpose of expressing an opinion on the effectiveness of the entity's internal control. An audit also includes evaluating the appropriateness of accounting policies used and the reasonableness of accounting estimates made by management, as well as evaluating the overall presentation of the financial information.

I believe that the audit evidence I have obtained in all areas of responsibility is sufficient and appropriate to provide a basis for my audit opinion.

The internal control over financial reporting by the Assembly is a process designed to provide reasonable assurance regarding the reliability of financial reporting and the preparation of financial information. The internal control over financial reporting by the Assembly includes those policies and procedures that: (1) pertain to the maintenance of records that, in reasonable detail, accurately and fairly reflect the transactions and dispositions of the assets of the Assembly; (2) provide reasonable assurance that transactions are recorded as necessary to permit preparation of financial information in accordance with the accounting policies disclosed in the financial information, and that receipts and expenditures of the Assembly are being made only in accordance with proper authorizations; and (3) provide reasonable assurance regarding prevention or timely detection of unauthorized acquisition, use, or disposition of the assets of the Assembly that could have a material effect on the financial information.

Because of its inherent limitations, internal control over financial reporting may not prevent or detect misstatements. Also, projections of any evaluation of effectiveness to future periods are subject to the risk that controls may become inadequate because of changes in conditions, or that the degree of compliance with the policies or procedures may deteriorate.

Opinion

In my opinion, the financial information of the Assembly for the year ended March 31, 2018 is prepared, in all material respects, in accordance with the accounting policies disclosed in Note 1(a).

Also, in my opinion, the expenses incurred by the Assembly were in accordance with the policies of the House of Assembly Management Commission which were in place during the year and, where applicable, the policies of the Executive Branch of Government.

Independent Auditor's Report (cont.)

As well, in my opinion, the assessment of internal controls by the Clerk of the House of Assembly over financial reporting at the Assembly as at March 31, 2018, was fairly stated and the internal controls over financial reporting at the Assembly were operating effectively, in all material respects, as at that date.

Basis of Accounting and Restriction on Use

Without modifying my opinion, I draw attention to Note 1 (a) to the financial information, which describes the basis of accounting. The financial information is prepared solely to assist the House of Assembly Management Commission to comply with the requirements of the *House of Assembly Accountability, Integrity and Administration Act*. As a result, the financial information may not be suitable for another purpose. My report is intended solely for the use of the House of Assembly Management Commission and should not be used by anyone other than the specified user.



JULIA MULLALEY, CPA, CA
Auditor General

August 30, 2018
St. John's, Newfoundland and Labrador

**HOUSE OF ASSEMBLY AND ITS STATUTORY OFFICES
PROVINCE OF NEWFOUNDLAND AND LABRADOR
SCHEDULE OF ASSETS AND LIABILITIES**

As at March 31

2018

2017

ASSETS

Cash held in trust (Note 2)	\$ 3,036	\$ 2,409
Accounts receivable (Note 3)	196,054	232,601
Prepaid expenses (Note 4)	88,046	74,638
Tangible capital assets (Note 5)	496,327	483,037
Total assets	\$ 783,463	\$ 792,685

LIABILITIES

Accounts payable	\$ 12,942	\$ 17,207
Accrued payroll	446,656	470,077
Accrued paid and annual leave	2,287,387	2,173,328
Accrued overtime	55,220	61,925
Accrued sick leave	57,644	44,320
Accrued severance pay (Note 6)	3,638,648	3,889,271
Trust liability (Note 2)	3,036	2,409
Total liabilities	\$ 6,501,533	\$ 6,658,537

Pensions and Group Health and Life Insurance Benefits (Note 7)

Contractual obligations (Note 8)

See accompanying notes

Signed on behalf of the House of Assembly
Management Commission:

Chair of the House of Assembly
Management Commission

Member of the House of Assembly
Management Commission

HOUSE OF ASSEMBLY AND ITS STATUTORY OFFICES
PROVINCE OF NEWFOUNDLAND AND LABRADOR
SCHEDULE OF EXPENDITURE AND RELATED REVENUE
For the Year Ended March 31

	2018 Actual	Estimates		2017 Actual
		Amended	Original	
HOUSE OF ASSEMBLY				
Administrative Support				
Salaries	\$ 1,916,020	\$ 1,924,800	\$ 1,854,800	\$ 1,838,042
Employee benefits	3,660	4,500	4,500	6,802
Transportation and communications	46,742	61,300	61,300	45,772
Supplies	22,859	36,200	36,200	17,645
Professional services	56,240	71,100	71,100	72,050
Purchased services	36,851	62,000	62,000	36,352
Property, furnishings and equipment	49,281	86,800	92,500	30,198
	2,131,653	2,246,700	2,182,400	2,046,861
Revenue - Provincial	(625)	-	-	(207)
Total: Administrative Support	2,131,028	2,246,700	2,182,400	2,046,654
Legislative Library and Records Management				
Salaries	646,706	660,500	660,500	691,703
Employee benefits	1,907	2,000	900	559
Transportation and communications	4,511	8,400	10,200	5,117
Supplies	47,006	47,700	47,000	45,311
Purchased services	8,175	8,500	8,500	8,449
Total: Legislative Library and Records Management	708,305	727,100	727,100	751,139

HOUSE OF ASSEMBLY AND ITS STATUTORY OFFICES
PROVINCE OF NEWFOUNDLAND AND LABRADOR
SCHEDULE OF EXPENDITURE AND RELATED REVENUE
For the Year Ended March 31

	2018 Actual	Estimates		2017 Actual
		Amended	Original	
HOUSE OF ASSEMBLY (cont.)				
Hansard and the Broadcast Centre				
Salaries	620,297	638,000	638,000	622,319
Employee benefits	600	600	600	2,100
Transportation and communications	10,258	11,300	7,300	4,018
Supplies	17,899	21,900	21,900	19,132
Purchased services	184,337	202,700	248,500	339,657
Property, furnishings and equipment	109,950	110,000	10,000	23,710
	943,341	984,500	926,300	1,010,936
Revenue - Provincial	-	-	-	(20,130)
Total: Hansard and the Broadcast Centre	943,341	984,500	926,300	990,806
Members' Resources				
Salaries	6,105,713	6,329,600	6,463,600	5,918,654
Transportation and communications	10	5,200	5,200	8,101
Professional services	-	-	-	132,419
Purchased services	1,675	10,000	10,000	61,475
Allowances and assistance	1,379,873	2,309,800	2,363,800	1,533,866
Grants and subsidies	1,426	1,500	1,500	1,208
	7,488,697	8,656,100	8,844,100	7,655,723
Revenue - Provincial	(41,990)	-	-	(38,407)
Total: Members' Resources	7,446,707	8,656,100	8,844,100	7,617,316

HOUSE OF ASSEMBLY AND ITS STATUTORY OFFICES
PROVINCE OF NEWFOUNDLAND AND LABRADOR
SCHEDULE OF EXPENDITURE AND RELATED REVENUE
For the Year Ended March 31

	2018 Actual	Estimates		2017 Actual
		Amended	Original	
HOUSE OF ASSEMBLY (cont.)				
House Operations				
Salaries	185,634	212,400	212,400	214,604
Employee benefits	9,099	9,100	5,900	4,150
Transportation and communications	58,671	122,500	125,700	38,342
Supplies	11,594	14,500	14,500	15,582
Professional services	720	3,900	3,900	960
Purchased services	27,879	31,500	31,500	135,378
Property, furnishings and equipment	834	1,700	1,700	42
Grants and subsidies	10,924	11,500	11,500	11,392
	305,355	407,100	407,100	420,450
Revenue - Provincial	-	-	-	(29,735)
Total: House Operations	305,355	407,100	407,100	390,715
Government Members' Caucus				
Salaries	590,762	591,000	567,200	480,719
Employee Benefits	-	1,700	1,700	-
Transportation and communications	17,898	19,000	23,000	15,078
Supplies	12,004	13,200	13,200	12,906
Purchased services	11,921	14,000	10,000	10,513
Property, furnishings and equipment	2,820	3,200	3,200	767
Grants and subsidies	41,356	41,400	41,400	40,542
Total: Government Members' Caucus	676,761	683,500	659,700	560,525

HOUSE OF ASSEMBLY AND ITS STATUTORY OFFICES
PROVINCE OF NEWFOUNDLAND AND LABRADOR
SCHEDULE OF EXPENDITURE AND RELATED REVENUE
For the Year Ended March 31

	2018 Actual	Estimates		2017 Actual
		Amended	Original	
HOUSE OF ASSEMBLY (cont.)				
Official Opposition Caucus				
Salaries	860,808	927,700	927,700	1,084,157
Employee benefits	1,702	2,500	2,500	662
Transportation and communications	19,966	75,900	75,900	15,727
Supplies	8,612	19,900	19,900	6,474
Purchased services	11,466	18,700	18,700	10,086
Property, furnishings and equipment	3,219	4,700	4,700	912
Grants and subsidies	11,409	11,500	11,500	11,133
Total: Official Opposition Caucus	917,182	1,060,900	1,060,900	1,129,151
Third Party Caucus				
Salaries	392,595	392,600	352,400	495,967
Employee benefits	-	1,000	1,000	-
Transportation and communications	6,981	9,300	13,600	6,777
Supplies	4,565	4,900	7,800	4,370
Purchased services	10,364	12,200	5,900	7,313
Property, furnishings and equipment	2,734	2,800	1,900	141
Grants and subsidies	11,409	11,500	11,500	11,133
Total: Third Party Caucus	428,648	434,300	394,100	525,701
TOTAL: HOUSE OF ASSEMBLY	13,557,327	15,200,200	15,201,700	14,012,007
OFFICE OF THE CHIEF ELECTORAL OFFICER				
Salaries	802,201	864,400	864,400	902,901
Employee benefits	3,374	4,500	4,500	1,346
Transportation and communications	29,911	41,800	46,900	23,564
Supplies	6,610	7,000	9,000	3,726
Professional services	19,537	27,000	33,000	35,355
Purchased services	159,003	159,100	146,000	141,302
Property, furnishings and equipment	6,052	7,000	7,000	4,538
Grants and subsidies	-	-	-	574,222
	1,026,688	1,110,800	1,110,800	1,686,954
Revenue (Provincial)	-	-	-	(187)
Total: Office of the Chief Electoral Officer	1,026,688	1,110,800	1,110,800	1,686,767

HOUSE OF ASSEMBLY AND ITS STATUTORY OFFICES
PROVINCE OF NEWFOUNDLAND AND LABRADOR
SCHEDULE OF EXPENDITURE AND RELATED REVENUE
For the Year Ended March 31

	2018 Actual	Estimates		2017 Actual
		Amended	Original	
OFFICE OF THE CITIZENS' REPRESENTATIVE				
Salaries	667,228	677,000	677,000	664,593
Employee benefits	3,847	8,000	8,000	4,477
Transportation and communications	14,280	34,800	34,800	11,682
Supplies	1,813	5,000	5,000	1,948
Professional services	-	12,000	12,000	-
Purchased services	67,093	85,400	85,400	60,679
Property, furnishings and equipment	1,749	4,000	4,000	2,424
Total: Office of the Citizens' Representative	756,010	826,200	826,200	745,803
OFFICE OF THE CHILD AND YOUTH ADVOCATE				
Salaries	1,087,316	1,150,100	1,150,100	1,221,867
Employee benefits	3,244	3,500	3,500	351
Transportation and communications	46,891	55,400	55,400	37,513
Supplies	4,942	6,000	6,000	4,963
Professional services	13,585	19,000	19,000	10,953
Purchased services	154,094	160,900	160,900	153,513
Property, furnishings and equipment	3,863	4,000	4,000	2,748
Total: Office of the Child and Youth Advocate	1,313,935	1,398,900	1,398,900	1,431,908

**HOUSE OF ASSEMBLY AND ITS STATUTORY OFFICES
 PROVINCE OF NEWFOUNDLAND AND LABRADOR
 SCHEDULE OF EXPENDITURE AND RELATED REVENUE
 For the Year Ended March 31**

	2018 Actual	Estimates		2017 Actual
		Amended	Original	
OFFICE OF THE INFORMATION AND PRIVACY COMMISSIONER				
Salaries	953,380	1,116,800	1,116,800	1,044,527
Employee benefits	4,252	6,500	6,500	3,099
Transportation and communications	25,214	30,500	32,800	24,009
Supplies	5,806	7,700	7,700	6,540
Professional services	43,881	50,000	50,000	29,912
Purchased services	121,307	122,400	122,400	118,622
Property, furnishings and equipment	3,264	3,300	1,000	6,297
	1,157,104	1,337,200	1,337,200	1,233,006
Revenue - Provincial	(895)	-	-	-
Total: Office of the Information and Privacy Commissioner	1,156,209	1,337,200	1,337,200	1,233,006
OFFICE OF THE SENIORS' ADVOCATE				
Salaries	76,992	384,000	386,400	-
Employee benefits	520	5,700	5,700	-
Transportation and communications	3,061	35,000	35,000	-
Supplies	2,692	6,800	6,800	-
Professional services	-	9,000	9,000	-
Purchased services	15,442	39,700	52,100	-
Property, furnishings and equipment	21,153	21,300	5,000	-
Total: Office of the Seniors' Advocate	119,860	501,500	500,000	-
TOTAL: HOUSE OF ASSEMBLY AND ITS STATUTORY OFFICES	\$ 17,930,029	\$ 20,374,800	\$ 20,374,800	\$ 19,109,491

See accompanying notes

**HOUSE OF ASSEMBLY AND ITS STATUTORY OFFICES
 PROVINCE OF NEWFOUNDLAND AND LABRADOR
 SCHEDULE OF GROSS EXPENDITURE AND UNEXPENDED BALANCES
 For the Year Ended March 31**

	2018	2017
Original estimates (net)	\$ 20,374,800	\$ 21,024,000
Add transfers of estimates	-	-
Add back revenues estimates net of transfers and statutory payments	-	54,300
Original estimates of expenditure	20,374,800	21,078,300
Total appropriation	20,374,800	21,078,300
Total net expenditure	17,930,029	19,109,491
Add: revenue	43,510	88,666
Total gross expenditure	17,973,539	19,198,157
Unexpended balance of appropriation	\$ 2,401,261	\$ 1,880,143

See accompanying notes

HOUSE OF ASSEMBLY AND ITS STATUTORY OFFICES
PROVINCE OF NEWFOUNDLAND AND LABRADOR
NOTES TO FINANCIAL INFORMATION
March 31, 2018

Authority, nature of operations and basis of consolidation

The House of Assembly of Newfoundland and Labrador consists of 40 Members each of whom has been elected by the voters in the Provincial district which they represent. The House of Assembly in conjunction with the Lieutenant-Governor is known as the Legislature and its main role is to be the official law maker for all Provincial legislation. The Assembly debates draft legislation, estimates etc. and approves legislation or amendments for signature by the Lieutenant-Governor (Royal Assent).

This financial information reflects the financial operations of the House of Assembly and its Statutory Offices, as defined by the *House of Assembly Accountability, Integrity and Administration Act* (the Act). This financial information does not include the financial information of the Office of the Auditor General, which is another Statutory Office of the House of Assembly. The financial information of the Office of the Auditor General is audited by an independent firm of public accountants and presented under separate cover.

1. Summary of significant accounting policies

(a) Basis of Presentation

The Schedule of Assets and Liabilities has been prepared on the accrual basis of accounting, consistent with the basis of accounting used in the preparation of the Consolidated Summary Financial Statements of the Province of Newfoundland and Labrador.

The Schedule of Expenditure and Related Revenue and the Schedule of Gross Expenditure and Unexpended Balances have been prepared on the modified cash basis of accounting, consistent with the basis of accounting in the preparation of the Report on the Program Expenditures and Revenues of the Consolidated Revenue Fund. In addition to the actual expenditure and related revenue for the year, for information purposes, the Schedule of Expenditure and Related Revenue includes the original and amended estimates for the House of Assembly and its Statutory Offices.

The accounting policies are also consistent with those used in the preparation of the Consolidated Summary Financial Statements of the Province of Newfoundland and Labrador except that this financial information does not include a provision for non-vesting severance benefits.

(b) Measurement Uncertainty

The preparation of financial information in conformity with the policies described in Note 1(a) requires management to make estimates and assumptions that affect the reported amounts of assets and liabilities at the date of the Schedule of Assets and Liabilities. Items requiring the use of significant estimates include the allowance for doubtful accounts, the provision for accrued sick leave and the useful lives of tangible capital assets.

Estimates are based on the best information available at the time of preparation of the financial information and are reviewed annually to reflect new information as it becomes available. Measurement uncertainty exists in this financial information. Actual results could differ from these estimates.

HOUSE OF ASSEMBLY AND ITS STATUTORY OFFICES
PROVINCE OF NEWFOUNDLAND AND LABRADOR
NOTES TO FINANCIAL INFORMATION
March 31, 2018

2. Cash held in trust

The \$3,036 (2017 - \$2,409) of cash held in trust is held by the Office of the Chief Electoral Officer. There is a corresponding liability for this amount. These monies, including nomination fees, were deposited by candidates in General Elections and in by-elections from funds provided to the candidates in support of their respective election campaigns.

Candidates' nomination fees of \$200 per candidate are held until candidates file papers to have these fees reimbursed. Excess funds that exceed the campaign limits per the *Elections Act, 1991* are held in trust until the next Provincial general election.

3. Accounts receivable

	<u>2018</u>	<u>2017</u>
Due from Judgment Enforcements		
- former Members of the House of Assembly	\$ 190,981	\$ 228,567
Other amounts due from Judgment Enforcements	2,788,712	2,787,195
Miscellaneous amounts	5,073	4,034
	2,984,766	3,019,796
Less: allowance for doubtful accounts	(2,788,712)	(2,787,195)
Total accounts receivable	\$ 196,054	\$ 232,601

The accounts receivable and the related allowance for doubtful accounts for amounts due from Judgment Enforcements - former Members of the House of Assembly and Other amounts due from Judgment Enforcements were provided by the Office of the Comptroller General.

4. Prepaid expenses

	<u>2018</u>	<u>2017</u>
Prepaid expenses consists of:		
Memberships and subscriptions	\$ 54,323	\$ 48,760
Training and development	11,081	-
Travel and other	22,642	25,878
Total prepaid expenses	\$ 88,046	\$ 74,638

**HOUSE OF ASSEMBLY AND ITS STATUTORY OFFICES
 PROVINCE OF NEWFOUNDLAND AND LABRADOR
 NOTES TO FINANCIAL INFORMATION
 March 31, 2018**

5. Tangible capital assets

	<u>Furniture and Equipment</u>
Cost	
Balance, March 31, 2017	\$ 1,358,714
Additions	118,500
<hr/>	
Balance, March 31, 2018	1,477,214
<hr/>	
Accumulated amortization	
Balance, March 31, 2017	875,677
Amortization expense	105,210
<hr/>	
Balance, March 31, 2018	980,887
<hr/>	
Net book value, March 31, 2018	\$ 496,327
<hr/>	
Net book value, March 31, 2017	\$ 483,037
<hr/>	

These assets are amortized over a 10 year period.

6. Accrued severance pay

The liability for severance pay in the amount of \$3,638,648 (2017 - \$3,889,271) is reported on the accrual basis of accounting on the Schedule of Assets and Liabilities and is calculated based on years of service and current salary levels.

Members of the House of Assembly are eligible for severance pay when they cease to be Members. Severance pay for Members is based on one month's basic indemnity for each year of service and is prorated for part of the years' service. Minimum severance for Members is three months' pay, while maximum is twelve months' pay. This applies to Members elected on or before November 29, 2015.

Members elected on or after November 30, 2015 must serve at least 3 years in order to be eligible for severance. Any Member who is disqualified from being a Member pursuant to Part V of the *Act* other than the failure to be re-elected or the resignation of his/her seat, is not eligible to receive severance. If a Member's service ends prior to the end of an Assembly, the severance will be pro-rated for the years of service.

HOUSE OF ASSEMBLY AND ITS STATUTORY OFFICES
PROVINCE OF NEWFOUNDLAND AND LABRADOR
NOTES TO FINANCIAL INFORMATION
March 31, 2018

6. Accrued severance pay (cont.)

Severance pay for political support staff is based on the nature of the termination of employment. Entitlement to severance pay vests with one year or more of uninterrupted service. No provision has been made in this financial information for severance pay for political support staff with less than one year of uninterrupted service. Political support staff who have their employment terminated are entitled to severance pay equal to one month's salary for each complete year of continuous service. Minimum severance is three months' pay, while maximum is twelve months' pay. Political support staff who voluntarily resign their positions are entitled to one week's pay for each year of service up to a maximum of twenty weeks.

Severance pay vests with other employees after nine years of continuous service, and accordingly no provision has been made in this financial information for employees who have less than nine years of continuous service. Severance pay, at the rate of one week's pay for each year of service up to a maximum of twenty weeks' pay, is payable when the employee ceases employment with the Province.

On May 31, 2018, the Province of Newfoundland and Labrador enacted legislation affecting severance pay for executives, managers, non-management/non-union employees, House of Assembly service employees and Statutory Officers and their non-bargaining office staff as outlined in Note 10.

7. Pensions and Group Health and Life Insurance Benefits

Members participate in the Members of the House of Assembly Pension Plan (MHA Pension Plan), as defined by the *Members of the House of Assembly Retiring Allowances Act*. Members who were contributing to another private or employer related pension plan may opt out of the MHA Pension Plan for their first General Assembly provided the decision is made prior to the first payment of salary. The Members are required to participate in the MHA Pension Plan upon subsequent re-election.

The staff of the House of Assembly and Statutory Offices participate in the Public Service Pension Plan (PSPP), as defined by the *Public Service Pension Act, 1991* (the *Act*), or the Government Money Purchase Pension Plan (GMPP).

Amounts are paid out of the Consolidated Revenue Fund (CRF) to match the pension contributions of Members and staff who participate in the PSPP or the MHA Pension Plan. Amounts are also paid out of the CRF to generally match the pension contributions of staff who participate in the GMPP. These amounts are costs of the Province of Newfoundland and Labrador and are not reflected in this financial information.

Provident¹⁰ is the corporation which administers the PSPP, including payments of pension benefits to retired employees whom the *Act* applies. All PSPP contributions are remitted to Provident¹⁰.

HOUSE OF ASSEMBLY AND ITS STATUTORY OFFICES
PROVINCE OF NEWFOUNDLAND AND LABRADOR
NOTES TO FINANCIAL INFORMATION
March 31, 2018

7. Pensions and Group Health and Life Insurance Benefits (cont.)

Under the *Pensions Funding Act*, the Province is responsible for liabilities for the cost of future pensions in excess of the contributions made by Members of the MHA Pension Plan and the CRF. Any unfunded pension liabilities relating to the Members of the House of Assembly are liabilities of the Province and are not reflected in this financial information.

All retired employees and Members of the Legislature who participate in the MHA Pension Plan or the PSPP are eligible to participate in the Province's Group Health and Life Insurance Program. Amounts are paid out of the CRF to match the amounts deducted from those who participate in this program. These amounts are costs of the Province of Newfoundland and Labrador and are not reflected in this financial information.

The Province is responsible for any liability relating to the group health and life insurance program. Any unfunded liabilities relating to the Members or staff of the House of Assembly and its Statutory Offices are liabilities of the Province and are not reflected in this financial information.

Details regarding the MHA Pension Plan, the PSPP, the GMPP and the Group, Health and Life Insurance Program are outlined in the Public Accounts of the Province of Newfoundland and Labrador.

8. Contractual Obligations

The House of Assembly and its Statutory Offices have outstanding contractual obligations in the amount of \$1,104,787 relating to the lease of office accommodations. The schedule of payments related to these leases for the next five years is as follows:

2019	\$ 524,190
2020	373,554
2021	192,911
2022	14,132
2023	<u>-</u>
	<u>\$ 1,104,787</u>

9. Income taxes

The House of Assembly and its Statutory Offices are not subject to Provincial or Federal income taxes.

HOUSE OF ASSEMBLY AND ITS STATUTORY OFFICES
PROVINCE OF NEWFOUNDLAND AND LABRADOR
NOTES TO FINANCIAL INFORMATION
March 31, 2018

10. Subsequent event

On May 31, 2018, the Province of Newfoundland and Labrador enacted legislation affecting severance pay for executives, managers, non-management/non-union employees, House of Assembly service employees and Statutory Officers and their non-bargaining office staff. Effective June 1, 2018, these non-union employees with at least one year of continuous service will be entitled to one week of salary for each complete year of service to a maximum of 20 weeks. The value of severance will be based on an employee's rate of pay as of May 31, 2018, and no additional severance will accrue beyond May 31, 2018. Employees may elect to receive all of their entitlement by March 31, 2019, or they may defer receiving their entitlement to a later date. The Assembly is assessing the effect that the legislation will have on its severance liability for its executive, managers, non-management/non-union employees, House of Assembly service employees and Statutory Officers and their non-bargaining office staff.

**HOUSE OF ASSEMBLY
AND ITS STATUTORY OFFICES
MANAGEMENT CERTIFICATION**

MARCH 31, 2018



**MANAGEMENT CERTIFICATION
HOUSE OF ASSEMBLY – MARCH 31, 2018**

Pursuant to Paragraph 28(3)(l) of the *House of Assembly Accountability, Integrity and Administration Act*,

I, **Sandra Barnes**, Clerk of the House of Assembly of Newfoundland and Labrador, certify that:

1. I have reviewed the financial information of the House of Assembly and Statutory Offices, as defined in the *House of Assembly Accountability, Integrity and Administration Act*, for the period ending March 31, 2018;
2. Based on my knowledge, the financial information does not contain any untrue statement of a material fact or omit to state a material fact required to be stated or that is necessary to make a statement not misleading in light of the circumstances under which it was made, with respect to the period covered by the financial information;
3. Based on my knowledge, the annual financial information presents in all material respects the results of transactions at the House of Assembly and Statutory Offices as defined in the *House of Assembly Accountability, Integrity and Administration Act*, as of the date and for the periods presented;
4. I am responsible for establishing and maintaining disclosure controls and procedures and internal control over financial reporting for the House of Assembly and Statutory Offices as defined in the *House of Assembly Accountability, Integrity and Administration Act*, and I have:
 - (a) designed such disclosure controls and procedures, or caused them to be designed under my supervision, to provide reasonable assurance that material information relating to the House of Assembly and Statutory Offices, as defined in the *House of Assembly Accountability, Integrity and Administration Act*, is made known to me by others, particularly during the period in which the financial information is being prepared;
 - (b) designed such internal control over financial reporting, or caused it to be designed under my supervision, to provide reasonable assurance regarding the reliability of financial reporting and the preparation of financial information in accordance with the required policies;
 - (c) evaluated the effectiveness of the disclosure controls and procedures as of March 31, 2018 and am satisfied with the effectiveness based on such evaluation; and
 - (d) evaluated the effectiveness of the internal control over financial reporting as of March 31, 2018 and am satisfied with the effectiveness based on such evaluation.


Clerk of the House of Assembly

2018-05-30
Date

**House of Assembly Management Commission
Briefing Note**

Title: Audited Financial Information – Office of the Auditor General

Issue: Submission of the financial information of the Office of the Auditor General for fiscal year ended 31 March 2018.

Background:

- Section 32(3) of the Auditor General’s Act states that:

(3) The auditor appointed under subsection (1) shall submit his or her report to the commission and send a copy to the auditor general.

- The attached report includes the Auditor’s Report; Supplementary Financial Information; Schedule of Expenditure and Related Revenue; Schedule of Gross Expenditure and Unexpended Balances and the Notes to the Financial Information.

Analysis:

Legal Consultation:

Not applicable

Internal Consultation(s):

Not applicable

External Consultation(s):

Not applicable

Comparison to Government Policy:

Not applicable

Financial Impact:

Not applicable

Legislative Impact:

Not applicable

Options:

- Not applicable

Status:

- Not applicable

Action Required:

- For reporting purposes.

Prepared by: Bobbi Russell
Date: September 5, 2018

Approved by: Sandra Barnes

Attachments:

1. Financial Information - Office of the Auditor General – 31 March 2018



Financial Information

Office of the Auditor General

Province of Newfoundland and Labrador

March 31, 2018

Contents

	Page
Independent Auditors' Report	1-2
Supplementary Financial Information	3
Schedule of Expenditures	4
Schedule of Gross Expenditures and Unexpended Balances	5
Notes to the Financial Information	6-8



Independent auditors' report

Grant Thornton LLP
Suite 300
15 International Place
St. John's, NL
A1A 0L4
T +1 709 778 8800
F +1 709 722 7892
www.GrantThornton.ca

To the Members of the
House of Assembly Management Commission
Province of Newfoundland and Labrador

At the request of the Clerk of the House of Assembly, and in accordance with Section 32 of *The Auditor General Act*, we have audited the supplementary financial information of the Office of the Auditor General, Province of Newfoundland and Labrador as at March 31, 2018, the schedule of expenditures and the schedule of gross expenditures and unexpended balances, for the year then ended.

Management's responsibility for the financial statements

Management is responsible for the preparation and fair presentation of this financial information in accordance with the policies disclosed in Note 2, and for such internal control as management determines is necessary to enable the preparation of the financial information that is free from material misstatement, whether due to fraud or error.

Auditor's responsibility

Our responsibility is to express an opinion on this financial information based on our audit. We conducted our audit in accordance with Canadian generally accepted auditing standards. Those standards require that we comply with ethical requirements and plan and perform the audit to obtain reasonable assurance about whether the financial information is free from material misstatement.

An audit involves performing procedures to obtain audit evidence about the amounts and disclosures in the financial information. The procedures selected depend on the auditor's judgment, including the assessment of the risks of material misstatement of the financial information, whether due to fraud or error. In making those risk assessments, the auditor considers internal control relevant to the entity's preparation and fair presentation of the financial information in order to design audit procedures that are appropriate in the circumstances, but not for the purpose of expressing an opinion on the effectiveness of the entity's internal control.

An audit also includes evaluating the appropriateness of accounting policies used and the reasonableness of accounting estimates made by management, as well as evaluating the overall presentation of the financial information.

We believe that the audit evidence we have obtained is sufficient and appropriate to provide a basis for our audit opinion.

Opinion

In our opinion, the financial information presents fairly, in all material respects, the financial position of the Office of the Auditor General, Province of Newfoundland and Labrador, as at March 31, 2018, and the results of its operations for the year then ended in accordance with policies disclosed in Note 2.

Other matters

This financial information, which has not been, and was not intended to be, prepared in accordance with Canadian generally accepted accounting principles, is solely for the information and use of the House of Assembly Management Commission to comply with the Act. This information is not intended to be used for any other purpose.



St. John's, Canada

July 25, 2018

Chartered Professional Accountants

Office of the Auditor General
 Province of Newfoundland and Labrador
 Supplementary Financial Information

Year Ended March 31 2018 2017

Assets

Current

Accountable advance	\$ 661	\$ 700
Prepays	<u>19,797</u>	<u>16,584</u>
	<u>\$ 20,458</u>	<u>\$ 17,284</u>

Liabilities

Current

Accrued paid/annual leave	\$ 873,359	\$ 896,613
Accrued payroll	89,309	86,859
Accrued overtime	7,046	-
Accrued sick leave	32,369	-
Accrued severance pay	<u>568,882</u>	<u>427,659</u>
	<u>\$ 1,570,965</u>	<u>\$ 1,411,131</u>

Basis of accounting (Note 2)

Auditor General

See accompanying notes to the financial information.

Office of the Auditor General
 Province of Newfoundland and Labrador
 Schedule of Expenditures

Year Ended March 31	2018	2018	(Note 5) 2017
	<u>Actual</u>	<u>Original Budget</u>	<u>Actual</u>
Total Expenditures			
Salaries	\$ 3,276,365	\$ 3,234,800	\$ 3,041,049
Employee benefits	93,949	94,800	77,162
Transportation and communications	75,479	112,200	60,735
Supplies	46,800	64,400	36,398
Professional services	169,486	99,000	322,684
Purchased services	255,472	266,800	247,861
Property, furnishings and equipment	<u>9,233</u>	<u>21,100</u>	<u>2,702</u>
Net expenditures	<u>\$ 3,926,784</u>	<u>\$ 3,893,100</u>	<u>\$ 3,788,591</u>

Basis of accounting (Note 2)

See accompanying notes to the financial information.

Office of the Auditor General
Province of Newfoundland and Labrador
Schedule of Gross Expenditures and Unexpended Balances
Year Ended March 31

	2018	2017
Original budget estimates (net)	\$ 3,893,100	\$ 3,893,100
Less: estimated statutory payments	<u>(178,300)</u>	<u>(178,300)</u>
Total appropriation	<u>3,714,800</u>	<u>3,714,800</u>
Total net expenditure	3,926,784	3,788,591
Less: statutory payments	<u>(474,622)</u>	<u>(185,121)</u>
Total gross expenditure (budgetary, non-statutory)	<u>3,452,162</u>	<u>3,603,470</u>
Unexpended balance of appropriation	<u>\$ 262,638</u>	<u>\$ 111,330</u>

See accompanying notes to the financial information.

Office of the Auditor General
Province of Newfoundland and Labrador
Notes to the Financial Information
March 31, 2018

1. Nature of operations

The *Auditor General Act* creates the Office of the Auditor General to assist in carrying out the duties prescribed. The *Act* appoints the Auditor General as the House of Assembly's independent legislative auditor of Government, its departments, agencies of the Crown, and Crown controlled corporations. The Auditor General reports to the House of Assembly, on significant matters which result from the examination of these entities.

2. Summary of significant accounting policies

This financial information has been prepared in accordance with the accounting policies set out below.

Basis of accounting

The Supplementary Financial Information is prepared on the accrual basis of accounting. The Schedule of Expenditures and the Schedule of Gross Expenditures and Unexpended Balances are based on the modified cash basis.

Assets and liabilities

Assets and liabilities are recorded on a basis consistent with the policies used in preparing the Public Accounts of the Province of Newfoundland and Labrador. Direct liabilities and convertible assets such as amounts receivable are reported on the Supplementary Financial Information on an accrual basis.

Capital assets

Capital asset acquisitions are charged as budgetary expenditures and are expensed in the year of acquisition on the Schedule of Expenditures. Capital assets are not reported on the Supplementary Financial Information but are reported in the Public Accounts of the Province of Newfoundland and Labrador.

Revenue recognition

Effective April 1, 2015, the Office of the Auditor General no longer invoices for its audit services.

Office of the Auditor General
Province of Newfoundland and Labrador
Notes to the Financial Information
March 31, 2018

2. Summary of significant accounting policies (cont'd.)

Operating expenses

Expenses are recorded on the modified cash basis as payments are made on the Schedule of Expenditures. Accrued leave, overtime, and payroll are recorded on the Supplementary Financial Information on the accrual basis of accounting.

Severance pay

Up to and including the fiscal 2018 year end, severance pay was accounted for on an accrual basis and calculated based upon years of service and current salary levels. The right to be paid severance vested with non-unionized employees and management upon nine years or more of service, and accordingly no provision was made in the accounts for employees with less than this amount of continuous service. The amount was payable when the employee ceased employment with the Province.

Effective March 31, 2018, there is no further accumulation of severance for unionized employees. Unionized employees with one or more years of continuous service, to a maximum of 20 years, are entitled to severance pay and may decide the manner and timing in which it is paid out. Severance for unionized employees is calculated based upon years of service and current salary levels as at March 31, 2018.

Effective June 1, 2018, there is no further accumulation of severance for non-unionized employees and management. Non-unionized employees and management with one or more years of continuous service, to a maximum of 20 years, are entitled to severance pay and may decide the manner and timing in which it is paid out. The additional liability related to this policy change has been reflected in the March 31, 2018 financial statements. Severance for non-unionized employees and management is calculated based upon years of service and current salary levels as at March 31, 2018.

Sick leave

Sick leave is accounted for on an accrual basis and is estimated based on the average utilization rate from the past three years.

Income taxes

The Office of the Auditor General is not subject to Provincial or Federal income taxes.

3. Commitments

The Office is committed to annual rental and equipment lease payments for the next four years as follows: 2019 - \$207,663; 2020 - \$173,672; 2021 - \$3,714; and 2022 - \$1,548.

Office of the Auditor General
Province of Newfoundland and Labrador
Notes to the Financial Information
March 31, 2018

4. Employee future benefits

Under the *Auditor General Act*, all persons employed in the Office of the Auditor General are employees for the purposes of the *Public Service Pensions Act, 1991*, and are entitled to all the benefits under that *Act*. No pension or other post employment future benefit expenditures have been recorded in this financial information.

Pension liability and group life and health insurance liability are recognized in the Public Accounts for all public servants. Pension expense and group life and health insurance expense for public servants are also reported in the Public Accounts under the Consolidated Fund Services. The Province matched the contributions of public servants and these expenses are recorded under the Consolidated Fund Services.

5. Comparative figures

Certain of the comparatives have been reclassified to conform to the financial presentation adopted in the current year.

**House of Assembly Management Commission
Briefing Note**

Title: Appointment of Auditor

Issue: Appointment of auditor for the House of Assembly & Statutory Offices, as recommended by the Audit Committee.

Background:

- Pursuant to subsection 43(2) of the *House of Assembly Accountability, Integrity and Administration Act* (the Act), the Management Commission must appoint an auditor of the accounts of the House of Assembly and statutory offices before the end of each fiscal year, upon the recommendation of the Audit Committee.
- In correspondence dated August 30, 2018, the Chair of the Audit Committee recommends that the Auditor General be appointed as auditor, pursuant to paragraph 27(7)(b) of the Act (refer Attachment 2, BN2018-026, Tab # 7).

Analysis:

Legal Consultation:

Not applicable

Internal Consultation(s):

Not applicable

External Consultation(s):

Not applicable

Comparison to Government Policy:

Not applicable

Financial Impact:

Not applicable

Legislative Impact:

Not applicable

Options:

- Approve appointment of the Auditor General, as recommended by the Audit Committee, to audit the accounts of the House of Assembly and Statutory Offices.

Status:

- Appointment of auditor, pursuant to subsection 43(2) of the Act, remains outstanding.

Action Required:

Recommended Minute:

Pursuant to subsection 43(2) of the *House of Assembly Accountability, Integrity and Administration Act*, the Commission appoints the Auditor General of Newfoundland and Labrador to audit the accounts of the House of Assembly and the Statutory Offices for the 2018-19 fiscal year.

Drafted by: Bobbi Russell
Date: September 5, 2018

Approved by: Sandra Barnes

House of Assembly Management Commission

Briefing Note

Title: Request for Appeal – Member for Conception Bay East-Bell Island

Issue: Appeal of ruling on payment of constituency allowance expense.

Background:

- The Member for Conception Bay East-Bell Island is appealing the denial of payment of expenses totaling \$50.00 to attend an event hosted by the Mount Pearl/Paradise Chamber of Commerce.
- Expenses related to attending such events (the Member was invited to speak as it took place in his district) are permitted in accordance with paragraph 46(3)(a) of the *Members' Resources & Allowances Rules*, provided that either “**the Member or his or her constituency assistant is in attendance at those events**”.
- Following a review of the details of the expense, it was determined it is not eligible for reimbursement as neither the Member or his constituency assistant attended the event. The Member instead asked the constituency assistant of another MHA, which was determined is not in compliance with paragraph 46(3)(a) of the Rules.
- The Member for Conception Bay East-Bell Island is appealing this decision and has made a request to the Management Commission in accordance with Section 24 *House of Assembly Accountability, Integrity and Administration Act* (the Act). Further details are outlined in the Member’s correspondence attached.
- The Commission may make a ruling on these expenses as per subsection 24(9) of the Act which states:

(9) *Notwithstanding that an expense claim has been denied by an officer, staff member or the speaker, in accordance with the rules, where there is an appeal to the commission under this section and the commission determines that that claimed expense amount*

(a) *has been incurred by the member; and*

(b) *is a permitted expense under the Act and rules; and*

(c) *does not exceed an expense amount or allowance allocation permitted under the rules,*

and a denial of payment of the expense amount would, in the opinion of the commission, be unjust, the commission may approve the expenditure

for the claimed expense to the extent that the commission considers to be just and the decision of the commission is final.

Analysis:

Legal Consultation:

Not applicable.

Internal Consultation(s):

Corporate and Members' Services Division

External Consultation(s):

Not applicable.

Comparison to Government Policy:

Not applicable.

Financial Impact:

Not applicable.

Legislative Impact:

Not applicable.

Options:

1. Approve the payment of the advertising expenses totaling \$50.00 for the Member for Conception Bay East-Bell Island.
2. Do not approve the payment of the advertising expense \$50.00 for the Member for Conception Bay East-Bell Island.

Status:

- Not applicable.

Action Required:

- The decision of the Commission is requested.

Prepared by: Bobbi Russell
Date: September 18, 2018

Approved by: Sandra Barnes

Attachments:

1. Correspondence dated August 27, 2018 from the Member for Conception Bay East-Bell Island to the Speaker.



August 27, 2018

HOUSE OF ASSEMBLY
Newfoundland and Labrador

David Brazil, M.H.A.
District of Conception Bay East - Bell Island

OFFICE OF THE SPEAKER

AUG 29 2018

Management Committee,

I present the following as my official appeal of my expense claim MECMS1046304 in the amount of \$50.00.

This claim was to attend the Mt. Pearl/ Paradise Chamber of Commerce in my district and address the gathering. Tickets as it is a meal have to be ordered and payed for in advance. Due to the unforeseen circumstances in the house that day I was unable to attend. The plan was to send my CA who unfortunately as a result of illness was unable to attend, as a last resort to ensure I had a representative to attend on my behalf I asked a colleges CA to attend on my behalf. This way the ticket that have been paid for was not wasted and I was represented as the MHA for that district I ask for your review of my denial to have this expense covered.

Respectfully,

A handwritten signature in blue ink that reads "David Brazil".

David Brazil,

MHA, Conception Bay East Bell Island

Leader, of the Official Opposition

"Working for the People of the District of Conception Bay East - Bell Island"

**House of Assembly Management Commission
Briefing Note**

Title: Caucus Operational Funding Grants

Issue: Caucus Operational Funding Grant Reports for 2017-2018

Background:

- Section 6.0 of the Caucus Operational Funding Grants Policy requires each caucus to submit a report detailing expenditures on the use of this allocation to the Commission within 90 days after the end of each fiscal year.
- Reports detailing expenditures for the period 1 April 2017 to 31 March 2018 have been received (and are attached) from:
 - Office of the Speaker
 - *Note there are two reports for this reporting period due to the transition that occurred in that office. One from the period April 1 to July 31, 2017 (former Speaker Osborne), and one for the period from August 1 to March 31, 2018 (Speaker Trimper).*
 - Government Members' Caucus
 - Official Opposition Caucus
 - Third Party Caucus
 - Independent Members

Analysis:

Legal Consultation:

Not applicable

Internal Consultation(s):

Not applicable

External Consultation(s):

Not applicable

Comparison to Government Policy:

Not applicable

Financial Impact:

Not applicable

Legislative Impact:

Not applicable

Options:

- Not applicable

Status:

- All reports have been received and are attached.

Action Required:

- For reporting purposes only.

Prepared by: Bobbi Russell
Date: September 28, 2017

Approved by: Sandra Barnes

Attachments:

1. 2016-17 Caucus Operational Funding Grant Reports:
 - Office of the Speaker
 - Government Members' Caucus
 - Official Opposition Caucus
 - Third Party Caucus

**Speaker's Caucus Fund
Summary of Expenditures
For the Period April 1, 2017 to July 31, 2017**

Caucus Office and Staff		
Transportation and Communications		
	Travel, meals and accommodations associated with hearings, caucus, and other meetings	\$ -
	Travel, meals and accommodations associated with luncheons such as Board of Trade, Combined Councils of Labrador conference, and similar functions	\$ -
	Travel, meals and accommodations associated with training and development	\$ -
	Taxis, couriers and other delivery charges	\$ -
	Sub-Total	\$ -
Supplies		
	Newspapers, other subscriptions, resource materials	\$ -
	Gifts for visiting delegations or individuals, to a maximum of \$200 per gift	\$ -
	Flowers or similar tokens of respect on behalf of a caucus for funerals or serious illnesses of Members, former Members or political staff	\$ -
	Meals and food services for meetings and guests, or for staff outside normal working hours	\$ 82.40
	Office supplies and operational expenses	\$ -
	Sub-Total	\$ 82.40
Purchased Services		
	Registration or other fees associated with luncheons such as Board of Trade and similar functions	\$ -
	Processing fees for Access to Information requests	\$ -
	Media transcripts	\$ -
	Training and development registration fees	\$ -
	Standard banking charges	\$ -
	Advertising, of a non-partisan nature, on behalf of the caucus	\$ -
	Sub-Total	\$ -

**Speaker's Caucus Fund
Summary of Expenditures
For the Period April 1, 2017 to July 31, 2017**

Members and Constituency Assistants - Caucus Meetings	
--	--

Transportation and Communications		
	Travel, meals and accommodations	\$ -
Supplies		
	Office supplies, food services, water, other	\$ 263.69
Purchased Services		
	Room rentals, advertising, printing, other	\$ -
Sub-Total		\$ 263.69

n

Other (provide details)		
	Insert details here	\$ -
Sub-Total		\$ -

Total Expenditures for FY	\$ 346.09
----------------------------------	------------------

n

Opening Balance for FY	\$ 1,557.72
Total Deposits for FY	\$ 475.36
Total Expenditures for FY	\$ 346.09
Ending Balance for FY	\$ 1,686.99

n

Speaker's Office
Summary of Expenditures
 For the Period ~~April, 2017~~ *Aug 1,* to March 31, 2018

Caucus Office and Staff	
Transportation and Communications	
Travel, meals and accommodations associated with hearings, caucus, and other meetings	
Travel, meals and accommodations associated with luncheons such as Board of Trade, Combined Councils of Labrador conference, and similar functions	
Travel, meals and accommodations associated with training and development	
Taxis, couriers and other delivery charges	
Sub-Total	\$ 0 -

Supplies	
Newspapers, other subscriptions, resource materials	
Gifts for visiting delegations or individuals, to a maximum of \$200 per gift	
Flowers or similar tokens of respect on behalf of a caucus for funerals or serious illnesses of Members, former Members or political staff	
Meals and food services for meetings and guests, or for staff outside normal working hours	
Office supplies and operational expenses	
Sub-Total	\$ 0 -

Purchased Services	
Registration or other fees associated with luncheons such as Board of Trade and similar functions	\$ -
Processing fees for Access to Information requests	\$ -
Media transcripts	\$ -
Training and development registration fees	\$ -
Standard banking charges	
Advertising, of a non-partisan nature, on behalf of the caucus	\$ -
Sub-Total	\$ 0 -

Speakers Office
 Summary of Expenditures
 For the Period April 1, *2017* to March 31, *2018*

Members and Constituency Assistants - Caucus Meetings

Transportation and Communications		
	Travel, meals and accommodations	\$ 0 -
Supplies		
	Office supplies, food services, water, other	
Purchased Services		
	Room rentals, advertising, printing, other	
	Sub-Total	\$ 0 -

Other (provide details)		
	Insert details here	
	Sub-Total	\$ 0 -

Total Expenditures for FY	\$ 0 -
----------------------------------	--------

Opening Balance for FY	0
Total Deposits for FY	903.89
Total Expenditures for FY	0
Ending Balance for FY	903.89

^

Government Members Caucus
Summary of Expenditures
For the Period April 1, 2017 to March 31, 2018

Caucus Office and Staff	
Transportation and Communications	
Travel, meals and accommodations associated with hearings, Caucus, and other meetings	\$ -
Travel, meals and accommodations associated with luncheons such as Board of Trade, Combined Councils of Labrador conference, and similar functions	\$ 217.80
Travel, meals and accommodations associated with training and development	\$ 641.06
Taxis, couriers and other delivery charges	\$ -
Sub-Total	\$ 858.86

Supplies	
Newspapers, other subscriptions, resource materials	\$ -
Gifts for visiting delegations or individuals, to a maximum of \$200 per gift	\$ -
Flowers or similar tokens of respect on behalf of a caucus for funerals or serious illnesses of Members, former Members or political staff	\$ 191.45
Meals and food services for meetings and guests, or for staff outside normal working hours	\$28.45
Office supplies and operational expenses	\$ 19,253.69
Sub-Total	\$ 19,473.59

Purchased Services	
Registration or other fees associated with luncheons such as Board of Trade and similar functions	\$ -
Processing fees for Access to Information requests	\$ -
Media transcripts	\$ 286.78
Training and development registration fees	
Standard banking charges	\$ 276.00
Advertising, of a non-partisan nature, on behalf of the caucus	\$ -
Sub-Total	\$ 562.78

Members and Constituency Assistants - Caucus Meetings	
Transportation and Communications	
Travel, meals and accommodations	\$ 22,965.62
Supplies	
Office supplies, food services, water, other	\$ 5,496.40
Purchased Services	
Room rentals, advertising, printing, other	\$ 750.00
Sub-Total	\$ 29,212.02

Other (provide details)	
Insert details here	
Sub-Total	\$ -

Total Expenditures for FY	\$ 60,107.25
----------------------------------	---------------------

Opening Balance for FY	\$ 22,535.28
Total Deposits for FY	\$ 41,355.84
Total Expenditures for FY	\$ 60,107.25
Ending Balance for FY	\$ 13,783.87

Official Opposition Caucus
XX Caucus
Summary of Expenditures
 For the Period *April 01, 2017 - March 31, 2018*

Members and Constituency Assistants - Caucus Meetings		
Transportation and Communications		
	Travel, meals and accommodations	\$ 5225.28
Supplies		
	Office supplies, food services, water, other	\$ 379.45
Purchased Services		
	Room rentals, advertising, printing, other	176.25
	Sub-Total	\$ 5780.98
Other (provide details)		
	Insert details here	
	Sub-Total	
Total Expenditures for FY		\$ 5780.98
Opening Balance for FY		6302.79
Total Deposits for FY		11408.52
Total Expenditures for FY		5780.98
Ending Balance for FY		11,930.33

**Third Party Caucus
Summary of Expenditures
For the Period April 1, 2017 to March 31, 2018**

Caucus Office and Staff		
Transportation and Communications		
	Travel, meals and accommodations associated with hearings, caucus, and other meetings	\$ -
	Travel, meals and accommodations associated with luncheons such as Board of Trade, Combined Councils of Labrador conference, and similar functions	\$ -
	Travel, meals and accommodations associated with training and development	\$ -
	Taxis, couriers and other delivery charges	\$ -
	Sub-Total	\$ -

Supplies		
	Newspapers, other subscriptions, resource materials	\$ -
	Gifts for visiting delegations or individuals, to a maximum of \$200 per gift	\$ 260.63
	Flowers or similar tokens of respect on behalf of a caucus for funerals or serious illnesses of Members, former Members or political staff	\$ 166.75
	Meals and food services for meetings and guests, or for staff outside normal working hours	\$ 1,600.52
	Office supplies and operational expenses	\$ 1,481.37
	Sub-Total	\$ 3,509.27

n

Purchased Services		
	Registration or other fees associated with luncheons such as Board of Trade and similar functions	\$ 500.00
	Processing fees for Access to Information requests	\$ -
	Media transcripts	\$ -
	Training and development registration fees	\$ 288.60
	Standard banking charges	\$ 9.90
	Rebate Standard banking charges	\$ -
	Sub-Total	\$ 798.50

n

Members and Constituency Assistants - Caucus Meetings

Transportation and Communications		
	Travel, meals and accommodations	\$ -
Supplies		
	Office supplies, food services, water, other	\$ 359.52
Purchased Services		
	Room rentals, advertising, printing, other	
Sub-Total		\$ 359.52

^

Other		
	Insert details here	\$ -
Sub-Total		\$ -

Total Expenditures for the FY	\$ 4,667.29
--------------------------------------	--------------------

^

Opening Balance for the FY	\$ 9,097.45
-----------------------------------	--------------------

Total Deposits for the FY	\$ 11,408.52
----------------------------------	---------------------

Total Expenditures for the FY	\$ 4,667.29
--------------------------------------	--------------------

Ending Balance for the FY	\$ 15,838.68
----------------------------------	---------------------

^

Independent Member Paul Lane

**XX Caucus
Summary of Expenditures
For the Period April 1, XXXX to March 31, XXXX**

Caucus Office and Staff

Transportation and Communications		
	Travel, meals and accommodations associated with hearings, caucus, and other meetings	
	Travel, meals and accommodations associated with luncheons such as Board of Trade, Combined Councils of Labrador conference, and similar functions	
	Travel, meals and accommodations associated with training and development	
	Taxis, couriers and other delivery charges	
	Sub-Total	\$ 0 -

Supplies		
	Newspapers, other subscriptions, resource materials	
	Gifts for visiting delegations or individuals, to a maximum of \$200 per gift	
	Flowers or similar tokens of respect on behalf of a caucus for funerals or serious illnesses of Members, former Members or political staff	
	Meals and food services for meetings and guests, or for staff outside normal working hours	
	Office supplies and operational expenses	
	Sub-Total	\$ 0 -

Purchased Services		
	Registration or other fees associated with luncheons such as Board of Trade and similar functions	\$ -
	Processing fees for Access to Information requests	\$ -
	Media transcripts	\$ -
	Training and development registration fees	\$ -
	Standard banking charges	\$ 72.00
	Advertising, of a non-partisan nature, on behalf of the caucus	\$ -
	Sub-Total	\$ 72.00

1

**XX Caucus
Summary of Expenditures
For the Period April 1, XXXX to March 31, XXXX**

Members and Constituency Assistants - Caucus Meetings

Transportation and Communications		
	Travel, meals and accommodations	\$ 0 -
Supplies		
	Office supplies, food services, water, other	0
Purchased Services		
	Room rentals, advertising, printing, other	0
Sub-Total		\$ 0 -

Other (provide details)		
	Insert details here	0
Sub-Total		\$ 0 -

Total Expenditures for FY	\$ 72.00
----------------------------------	-----------------

Opening Balance for FY	978.48
Total Deposits for FY	1426.08
Total Expenditures for FY	72.00
Ending Balance for FY	2,332.56

n