

**House of Assembly Management Commission  
Agenda**

**Date:** December 1, 2021  
**Time:** 9:30 am  
**Location:** Via Videoconference (WebEx)

**Televised Meeting**

1. Approval of Minutes:
  - a. September 15, 2021
  - b. September 22, 2021
  - c. October 6, 2021
2. Audited Financial Statements – House of Assembly & Statutory Offices – Year Ended 31 March 2021
3. Audited Financial Statements – Office of the Auditor General – Year Ended 31 March 2021
4. Financial Reports:
  - a. 30 June 2021
  - b. 30 September 2021
5. Proposed Policy Amendments:
  - a. Standard Office Allocation for Members
  - b. Purchasing Policy for Members
  - c. Inventory Management Policy
6. Budget Transfer Request



**House of Assembly  
Newfoundland and Labrador**

**Minutes of the House of Assembly  
Management Commission**

**Date:** September 15, 2021

**Location:** via videoconference

**Time:** 9:30 a.m.

**Members Present:**

Hon. Derek Bennett, Speaker (Chair)  
Hon. Steve Crocker, Government House Leader  
Barry Petten, Opposition House Leader  
Helen Conway Ottenheimer, MHA (PC), Harbour Main  
Hon. Lisa Dempster, MHA (LIB), Cartwright - L'Anse au Clair  
Jim Dinn, MHA (NDP), St. John's Centre  
Paul Pike (LIB), Burin - Grand Bank  
Sandra Barnes, Clerk of the House of Assembly

**Other**

Brian Warr, Deputy Speaker  
Bobbi Russell, Policy & Communications Officer  
Kim Hawley George, Law Clerk/Clerk Assistant (Acting)  
Denise Hanrahan, Auditor General

**CM 2021-022** The Commission, at an *in camera* meeting, approved reimbursement of legal fees in accordance with the exception provisions of the Guidelines on the Reimbursement of Legal Fees for Members of the House of Assembly for the Member for Harbour Grace - Port de Grave in the amount of \$8,303.43.

**CM 2021-023** The Commission, at an *in camera* meeting, approved the following transfer of funds:

**To:**

1.1.04.02 Members' Resources – Professional Services \$7,300.00

**From:**

1.1.04.09 Members' Resources – Allowances and Assistance \$7,300.00

**CM 2021-024** The Commission, at an *in camera* meeting, directed the Speaker to respond to the Members for Humber - Bay of Islands & Mount Pearl - Southlands on behalf of the Management Commission to the letter dated June 17, 2021, outlining the

powers and duties of the Commission in light of the Members' request and the process they would have to take for such an action to move forward.

**CM 2021-025** The Commission, at an *in camera* meeting, approved the proposed organizational structure for the Office of the Auditor General, dated September 2021.

**CM 2021-026** The Commission, at an *in camera* meeting, approved the following position title changes in the Office of the Auditor General:

- a. Principal Financial Audit to Assistant Auditor General – Financial Audit (PCN 00000360)
- b. Principal Performance Audit to Assistant Auditor General – Performance Audit (PCN 55556701)

**CM 2021-027** The Commission, at an *in camera* meeting, approved abolishment of the following positions in the Office of the Auditor General:

- a. Director of Administration (PCN 00000335)
- b. Secretary to Deputy Auditor General (PCN 00012186)
- c. LAN Administrator (PCN 00010670)
- d. Secretary to Auditor General (PCN 0000334)

**CM 2021-028** The Commission, at an *in camera* meeting, approved creation of the following positions in the Office of the Auditor General at the proposed classifications, with final classifications to be reviewed and submitted at a later date:

- a. Manager of Human Resources at HL 22
- b. Manager of Administration at HL 14
- c. Manager of Communications at HL 20
- d. Clerk IV at CG 27

**Adjournment:** 10:49 a.m.

Hon. Derek Bennett  
Speaker (Chair)

Sandra Barnes  
Clerk and Secretary to the Commission



**House of Assembly  
Newfoundland and Labrador**

**Minutes of the House of Assembly  
Management Commission**

**Date:** September 22, 2021

**Location:** Via Videoconference

**Time:** 9:40 a.m.

**Members Present:**

Brian Warr, Deputy Speaker (Acting Chair)  
Hon. Steve Crocker, Government House Leader  
Barry Petten, Opposition House Leader  
Helen Conway Ottenheimer, MHA (PC), Harbour Main  
Hon. Lisa Dempster, MHA (LIB), Cartwright - L'Anse au Clair  
Jim Dinn, MHA (NDP), St. John's Centre  
Paul Pike (LIB), Burin - Grand Bank  
Sandra Barnes, Clerk of the House of Assembly

**Other**

Bobbi Russell, Policy & Communications Officer  
Kim Hawley George, Law Clerk/Clerk Assistant (Acting)

**Regrets**

Hon. Derek Bennett, Speaker (Chair)

**CM 2021-029** The Minutes of the Commission meetings held on May 12 and May 26, 2021 were approved as read.

The Speaker presented a report of Rulings on Allowance Use for the period ended September 17, 2021. In accordance with Section 24 of the House of Assembly Accountability, Integrity and Administration Act, the Commission issued rulings to reimburse expenditures for the following Members that were not submitted within 60-days of being incurred as required under subsection 7(6) of the Members' Resources and Allowances Rules (the Rules); or were not submitted within 30 days of the end of the fiscal year as required under subsection 7(2) of the Rules:

- Ms. Lela Evans \$1656.66
- Mr. Andrew Parsons \$79.20
- Mr. Tony Wakeham \$189.04

As required by the House of Assembly Accountability, Integrity and Administration Act, financial reports of the Legislature as well as actual expenditures of Members were presented to the Commission for the reporting period from April 1, 2020 to March 31, 2021.

The Clerk presented a report of approvals for furniture and equipment expenditures as required by the Standard Office Allocation Package for Members and Constituency Assistants for the period ended September 17, 2021. The Clerk approved the following expenditures since the last report:

- Mr. Pleaman Forsey                      \$799.99                      Cell phone signal booster

Annual expenditures reports as required by the Caucus Operational Funding Grants Policy for the period from April 1, 2020 to January 15, 2021 were presented to the Commission for the Government Members' caucus, Official Opposition caucus, Third Party caucus, Office of the Speaker, the Member for Humber - Bay of Islands and the Member for Mount Pearl - Southlands.

The annual report for budget transfers as required by the Transfer of Funds Policy for the period from April 1, 2020 to March 31, 2021 was presented to the Commission.

**CM 2021-030** The Commission approved the audited financial information for April 1, 2019 to March 31, 2020 for the House of Assembly and Statutory Offices, as recommended by the Audit Committee.

**Adjournment:** 9:49 a.m.

Mr. Brian Warr  
Deputy Speaker (Acting Chair)

Sandra Barnes  
Clerk and Secretary to the Commission



**House of Assembly  
Newfoundland and Labrador**

**Minutes of the House of Assembly  
Management Commission**

**Date:** October 6, 2021

**Location:** via videoconference

**Time:** 9:35 a.m.

**Members Present:**

Hon. Derek Bennett, Speaker (Chair)

Hon. Steve Crocker, Government House Leader

Barry Petten, Opposition House Leader

Helen Conway Ottenheimer, MHA (PC), Harbour Main

Hon. Lisa Dempster, MHA (LIB), Cartwright - L'Anse au Clair

Jim Dinn, MHA (NDP), St. John's Centre

Paul Pike (LIB), Burin - Grand Bank

Sandra Barnes, Clerk of the House of Assembly

**Other**

Brian Warr, Deputy Speaker

Bobbi Russell, Policy & Communications Officer

Kim Hawley George, Law Clerk/Clerk Assistant (Acting)

**CM 2021-031** The Commission, at an *in camera* meeting, appointed Robert Escott as Sergeant-at-Arms on an acting basis, and waived the 2-day waiting period for Commission decisions.

**Adjournment:** 10:41 a.m.

Hon. Derek Bennett  
Speaker (Chair)

Sandra Barnes  
Clerk and Secretary to the Commission

**House of Assembly Management Commission  
Briefing Note**

**Title:** Audited Financial Information – House of Assembly & Statutory Offices

**Issue:** Approval of the audited financial information of the House of Assembly & Statutory Offices for fiscal years ended 31 March 2021.

**Background:**

- Pursuant to Section 43 of the House of Assembly Accountability, Integrity and Administration Act (the Act), an annual audit is required of the accounts of the House of Assembly and Statutory Offices by an auditor appointed by the Commission.
- Paragraph 23(7)(d) of the Act states that the Audit Committee must review the audited financial information, its report and recommendations with the auditor, and recommend their approval to the Management Commission.
- The Auditor General informed the Audit Committee that the Office of the Auditor General had not identified any significant matters to report. In correspondence dated September 22, 2021 (see Attachment 1), the Audit Committee recommends that the Commission approve and sign the financial statements for the fiscal year ended 31 March 2021 (see Attachment 2) pursuant to paragraph 23(7)(d) of the Act.
- The correspondence from the Audit Committee also outlines recommendations to the Commission on other matters. An analysis of these recommendations is ongoing and will be brought forward at a future meeting for consideration.

**Analysis:**

**Legal Consultation:**

Not applicable

**Internal Consultation(s):**

Audit Committee

**External Consultation(s):**

Not applicable

**Comparison to Government Policy:**

Not applicable

**Financial Impact:**

Not applicable

**Legislative Impact:**  
Not applicable

**Options:**

- Approve the audited financial information for the House of Assembly and Statutory Offices for the fiscal years ended 31 March 2021 as recommended by the Audit Committee.

**Status:**

- Approval of the audited financial for the fiscal year ended 31 March 2021 for the House of Assembly and Statutory Offices remains outstanding.

**Action Required:**

- The Commission approves the audited financial information for April 1, 2020 to March 31, 2021 for the House of Assembly and Statutory Offices, as recommended by the Audit Committee.

Prepared by: Bobbi Russell  
Date: November 15, 2021

Approved by: Sandra Barnes

**Attachments:**

1. Letter from Chair of Audit Committee to Speaker
2. Audited Financial Statements – year ended 31 March 2021





September 22, 2021

Hon. Derek Bennett  
Chair, Management Commission

Dear Mr. Bennett,

Please be advised that, on August 26, 2021, the Audit Committee met to review various audits required under the *House of Assembly Accountability, Integrity and Administration Act* ("the Act").

1. The Committee discussed with the Auditor General the results of audits of the House of Assembly and Statutory Offices carried out pursuant to subsection 43(6) of the Act. The Auditor General indicated that she did not identify any significant matters in the course of the audit. Therefore, under paragraph 23(7)(d) of the Act, the Committee recommends that the Commission approve and sign the financial statements for the fiscal year ended March 31, 2021.
2. The committee reviewed with the Auditor General the compliance audit for the 49<sup>th</sup> General Assembly which was prepared by the Auditor General as required under subsection 43(9) of the Act.
3. The Committee discussed the Management Certification audit with representatives of Grant Thornton.

The results of these audits were reviewed with the Chief Financial Officer and the Clerk of the House of Assembly. Further to this review, the Committee makes the following recommendations to the Management Commission:

**AC 2021-005**


The Audit Committee recommends that the Management Commission consider an amendment to the Caucus Operational Funding Grants Policy to require that monthly bank reconciliations and supporting documentation for expenditures to be submitted to the Audit Committee on a quarterly basis in the aggregate by each caucus and by the Speaker and unaffiliated Members.

- AC 2021-006** The Audit Committee recommends that the Management Commission review the Caucus Operational Funding Grants Policy to determine whether clarification and revision are required respecting the purchase of alcohol.
- AC 2021-008** The Committee recommends that the Management Commission remind Members of the importance of timely approval of invoices, particularly considering the impact of delay on smaller businesses and the additional strain on House of Assembly Service employees who are required to repeatedly initiate and deploy the approval process in the financial system.
- AC 2021-009** The Committee recommends that the Management Commission consider issuing a directive substantially along the lines of the following: That where outstanding invoices are not approved by Members within 30 days of first notification of required approval, any further purchase orders for those Members shall be withheld until outstanding invoices past 30 days are approved in the financial system.

The Committee notes that the Auditor General and Grant Thornton representatives commended the staff of the House of Assembly for their cooperation with auditors and for their dedication to business continuity in light of the challenges of the COVID-19 pandemic.

In the 2021/22 fiscal year, the Audit Committee has now met twice with the Auditor General, twice with the Chief Financial Officer, once with Grant Thornton and once with the Clerk of the House of Assembly. The committee will be meeting with the Comptroller General in the near future to discuss matters relating to any internal audits of the House of Assembly.

Yours truly,



Paul Pike, MHA  
Chair, Audit Committee



OFFICE OF THE AUDITOR GENERAL  
NEWFOUNDLAND AND LABRADOR

August 31, 2021

Ref: DP02-F4221

Honourable Derek Bennett, M.H.A.  
Chair of the House of Assembly  
Management Commission  
House of Assembly  
P.O. Box 8700  
St. John's, Newfoundland and Labrador  
A1B 4J6

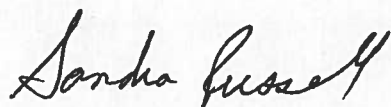
Dear Sir:

In accordance with Section 43 of the House of Assembly Accountability, Integrity and Administration Act (the Act), I have performed the audit of the House of Assembly and its Statutory Offices for the year ended March 31, 2021. Section 43(6) of the Act requires that the audit consist of:

- an opinion on whether the accounts are fairly presented in accordance with the accounting policies noted;
- an opinion on whether the expenses incurred are in accordance with the policies of the House of Assembly Management Commission and, where applicable, the policies of the Executive Branch of Government; and
- an opinion on whether the Clerk of the House of Assembly's assessment of the effectiveness of internal controls is fairly stated and whether the internal controls are operating effectively.

I enclose 20 copies of the audited financial information and management certification for the year ended March 31, 2021, along with my Independent Auditor's Report thereon. After you and a member of the House of Assembly Management Commission have signed the audited financial information, please return a copy to me.

Yours truly,

A handwritten signature in cursive script that reads "Sandra Russell".

**SANDRA RUSSELL, CPA, CA**  
**Deputy Auditor General**

Enclosure

c.c. Ms. Sandra Barnes  
Clerk of the House of Assembly

House of Assembly Audit Committee:

Mr. Paul Pike, M.H.A., Chair

Ms. Helen Conway-Ottenheimer, M.H.A., Member

Ms. Beverley Evans, FCPA, FCA, ICD.D, Member

Ms. Deborah Collis, CPA, CA, Member

**HOUSE OF ASSEMBLY  
AND ITS STATUTORY OFFICES**

**FINANCIAL INFORMATION  
AND  
MANAGEMENT CERTIFICATION**

**MARCH 31, 2021**

**HOUSE OF ASSEMBLY  
AND ITS STATUTORY OFFICES**

**FINANCIAL INFORMATION**

**MARCH 31, 2021**



OFFICE OF THE AUDITOR GENERAL  
NEWFOUNDLAND AND LABRADOR

## INDEPENDENT AUDITOR'S REPORT

To the Members of the House of Assembly Management Commission  
Province of Newfoundland and Labrador

### Opinion

I have audited the financial information of the House of Assembly and its Statutory Offices (the Assembly), which comprises the schedule of assets and liabilities as at March 31, 2021, the schedule of expenditure and related revenue, the schedule of gross expenditure and unexpended balances for the year then ended and a summary of significant accounting policies and other explanatory information. The financial information has been prepared by management of the Assembly to comply with the requirements of the House of Assembly Accountability, Integrity and Administration Act (the Act).

I have also audited, in accordance with section 43(6)(b) of the Act, the expenses incurred by the Assembly to determine whether they were in accordance with the policies of the House of Assembly Management Commission and, where applicable, the policies of the Executive Branch of Government.

As well, I have audited, in accordance with section 43(6)(c) of the Act, the assessment of the Clerk of the House of Assembly of the effectiveness of the internal controls of the Assembly as at March 31, 2021.

In my opinion, the financial information of the Assembly for the year ended March 31, 2021 is prepared, in all material respects, in accordance with the accounting policies disclosed in Note 1(a).

Also, in my opinion, the expenses incurred by the Assembly were in accordance with the policies of the House of Assembly Management Commission which were in place during the year and, where applicable, the policies of the Executive Branch of Government.

As well, in my opinion, the assessment of internal controls by the Clerk of the House of Assembly over financial reporting at the Assembly as at March 31, 2021, was fairly stated and the internal controls over financial reporting at the Assembly were operating effectively, in all material respects, as at that date.

## **Independent Auditor's Report (cont.)**

### **Basis for Opinion**

I conducted my audit in accordance with Canadian generally accepted auditing standards. My responsibilities under those standards are further described in the Auditor's Responsibilities for the Audit of the Financial Information section of my report. I am independent of the Assembly in accordance with the ethical requirements that are relevant to my audit of the financial information in Canada, and I have fulfilled my other ethical responsibilities in accordance with these requirements. I believe that the audit evidence I have obtained is sufficient and appropriate to provide a basis for my opinion.

### **Emphasis of Matter – Basis of Accounting and Restriction on Use**

Without modifying my opinion, I draw attention to Note 1(a) to the financial information, which describes the basis of accounting. The financial information is prepared solely to assist the House of Assembly Management Commission to comply with the requirements of the Act. As a result, the financial information may not be suitable for another purpose. My report is intended solely for the use of the House of Assembly Management Commission and should not be used by anyone other than the specified user.

### **Other Information**

Management is responsible for the other information. The other information comprises the information included in the annual report, but does not include the financial information and my auditor's report thereon. The annual report is expected to be made available to me after the date of this auditor's report.

My opinion on the financial information does not cover the other information and I will not express any form of assurance conclusion thereon.

In connection with my audit of the financial information, my responsibility is to read the other information identified above when it becomes available and, in doing so, consider whether the other information is materially inconsistent with the financial information or my knowledge obtained in the audit, or otherwise appears to be materially misstated. When I read the annual report, if I conclude that there is a material misstatement therein, I am required to communicate the matter to those charged with governance.

### **Responsibilities of Management and Those Charged with Governance for the Financial Information**

Management is responsible for the preparation of the financial information in accordance with the accounting policies disclosed in Note 1(a), and for such internal control as management determines is necessary to enable the preparation of financial information that is free from material misstatement, whether due to fraud or error.



## **Independent Auditor's Report (cont.)**

In preparing the financial information, management is responsible for assessing the Assembly's ability to continue as a going concern, disclosing, as applicable, matters related to going concern and using the going concern basis of accounting unless the Government of Newfoundland and Labrador either intends to cease operations, or has no realistic alternative but to do so.

Those charged with governance are responsible for overseeing the Assembly's financial reporting process.

### **Auditor's Responsibilities for the Audit of the Financial Information**

My objectives are to obtain reasonable assurance about whether the financial information as a whole is free from material misstatement, whether due to fraud or error, and to issue an auditor's report that includes my opinion. Reasonable assurance is a high level of assurance, but is not a guarantee that an audit conducted in accordance with Canadian generally accepted auditing standards will always detect a material misstatement when it exists. Misstatements can arise from fraud or error and are considered material if, individually or in the aggregate, they could reasonably be expected to influence the economic decisions of users taken on the basis of the financial information.

As part of an audit in accordance with Canadian generally accepted auditing standards, I exercise professional judgment and maintain professional skepticism throughout the audit. I also:

- Identify and assess the risks of material misstatement of the financial information, whether due to fraud or error, design and perform audit procedures responsive to those risks, and obtain audit evidence that is sufficient and appropriate to provide a basis for my opinion. The risk of not detecting a material misstatement resulting from fraud is higher than for one resulting from error, as fraud may involve collusion, forgery, intentional omissions, misrepresentations, or the override of internal control.
- Obtain an understanding of internal control relevant to the audit in order to design audit procedures that are appropriate in the circumstances, but typically not for the purpose of expressing an opinion on the effectiveness of the Assembly's internal control.
- Evaluate the appropriateness of accounting policies used and the reasonableness of accounting estimates and related disclosures made by management.
- Conclude on the appropriateness of management's use of the going concern basis of accounting and, based on the audit evidence obtained, whether a material uncertainty exists related to events or conditions that may cast significant doubt on the Assembly's ability to continue as a going concern. If I conclude that a material uncertainty exists, I am required to draw attention in my auditor's report to the related disclosures in the financial information or, if such disclosures are inadequate, to modify my opinion. My conclusions are based on the audit evidence obtained up to the date of my auditor's report. However, future events or conditions may cause the Assembly to cease to continue as a going concern.

## Independent Auditor's Report (cont.)

- Evaluate the overall presentation, structure and content of the financial information, including the disclosures, and whether the financial information represents the underlying transactions and events in accordance with the accounting policies disclosed in Note 1(a).

The internal control over financial reporting by the Assembly is a process designed to provide reasonable assurance regarding the reliability of financial reporting and the preparation of financial information. The internal control over financial reporting by the Assembly includes those policies and procedures that: (1) pertain to the maintenance of records that, in reasonable detail, accurately and fairly reflect the transactions and dispositions of the assets of the Assembly; (2) provide reasonable assurance that transactions are recorded as necessary to permit preparation of financial information in accordance with the accounting policies disclosed in the financial information, and that receipts and expenditures of the Assembly are being made only in accordance with proper authorizations; and (3) provide reasonable assurance regarding prevention or timely detection of unauthorized acquisition, use, or disposition of the assets of the Assembly that could have a material effect on the financial information.

Because of its inherent limitations, internal control over financial reporting may not prevent or detect misstatements. Also, projections of any evaluation of effectiveness to future periods are subject to the risk that controls may become inadequate because of changes in conditions, or that the degree of compliance with the policies or procedures may deteriorate.

I communicate with those charged with governance regarding, among other matters, the planned scope and timing of the audit and significant audit findings, including any significant deficiencies in internal control that I identify during my audit.



**SANDRA RUSSELL, CPA, CA**  
**Deputy Auditor General**

August 31, 2021  
St. John's, Newfoundland and Labrador

**HOUSE OF ASSEMBLY AND ITS STATUTORY OFFICES  
 PROVINCE OF NEWFOUNDLAND AND LABRADOR  
 SCHEDULE OF ASSETS AND LIABILITIES  
 As at March 31, 2021**

	<u>2021</u>	<u>2020</u>
<b>ASSETS</b>		
Cash Held in Trust (Note 2)	\$ 23,651	\$ 5,960
Accounts Receivable (Note 3)	38,118	66,587
Prepaid Expenses (Note 4)	70,543	99,999
Tangible Capital Assets (Note 5)	437,251	537,134
<b>Total assets</b>	<b>\$ 569,563</b>	<b>\$ 709,680</b>

**LIABILITIES**

Accounts Payable	\$ 340,359	\$ 3,109
Accrued Payroll	401,396	598,320
Accrued Paid and Annual Leave	2,658,423	2,299,770
Accrued Overtime	128,795	46,746
Accrued Sick Leave	32,832	30,969
Accrued Severance Pay (Note 6)	1,280,121	1,016,069
Trust Liability (Note 2)	23,651	5,960
<b>Total liabilities</b>	<b>\$ 4,865,577</b>	<b>\$ 4,000,943</b>

**Pensions and Group Health and Life Insurance Benefits (Note 7)**

**Contingent Liabilities (Note 8)**

**Contractual Obligations (Note 9)**

See accompanying notes

Signed on behalf of the

House of Assembly

Management Commission:

\_\_\_\_\_  
 Chair of the House of Assembly  
 Management Commission

\_\_\_\_\_  
 Member of the House of Assembly  
 Management Commission

HOUSE OF ASSEMBLY AND ITS STATUTORY OFFICES  
 PROVINCE OF NEWFOUNDLAND AND LABRADOR  
 SCHEDULE OF EXPENDITURE AND RELATED REVENUE  
 For the Year Ended March 31, 2021

	2021 ACTUAL	ESTIMATES		2020 ACTUAL
		AMENDED	ORIGINAL	
<b>HOUSE OF ASSEMBLY</b>				
<b>Administrative Support</b>				
Salaries	\$ 1,875,396	\$ 2,006,400	\$ 1,928,600	\$ 1,806,340
Employee Benefits	2,691	4,000	4,500	5,316
Transportation and Communications	34,071	71,400	63,900	49,850
Supplies	34,722	40,000	40,000	25,560
Professional Services	59,488	61,600	61,100	46,272
Purchased Services	14,844	115,400	115,400	63,854
Property, Furnishings and Equipment	72,558	92,500	92,500	39,225
	<b>2,093,770</b>	<b>2,391,300</b>	<b>2,306,000</b>	<b>2,036,417</b>
Revenue (Provincial)	(1,236)	(28,000)	(28,000)	(2,507)
<b>Total: Administrative Support</b>	<b>2,092,534</b>	<b>2,363,300</b>	<b>2,278,000</b>	<b>2,033,910</b>
<b>Legislative Library and Records Management</b>				
Salaries	686,924	692,700	692,700	653,607
Employee Benefits	-	900	900	254
Transportation and Communications	-	10,200	10,200	4,620
Supplies	46,433	47,000	47,000	47,393
Purchased Services	3,266	8,500	8,500	7,402
	<b>736,623</b>	<b>759,300</b>	<b>759,300</b>	<b>713,276</b>
<b>Hansard and the Broadcast Centre</b>				
Salaries	671,163	677,600	677,600	628,040
Employee Benefits	-	600	600	710
Transportation and Communications	1,156	4,300	7,300	11,571
Supplies	49,031	54,900	54,900	32,229
Purchased Services	92,493	94,600	209,600	157,732
Property, Furnishings and Equipment	12,918	13,000	10,000	236,247
	<b>826,761</b>	<b>845,000</b>	<b>960,000</b>	<b>1,066,529</b>

HOUSE OF ASSEMBLY AND ITS STATUTORY OFFICES  
 PROVINCE OF NEWFOUNDLAND AND LABRADOR  
 SCHEDULE OF EXPENDITURE AND RELATED REVENUE  
 For the Year Ended March 31, 2021

HOUSE OF ASSEMBLY (cont.)	2021	ESTIMATES		2020
	ACTUAL	AMENDED	ORIGINAL	ACTUAL
<b>Members' Resources</b>				
Salaries	6,436,237	6,483,100	6,756,200	6,562,055
Transportation and Communications	-	5,200	5,200	37,677
Supplies	2,268	4,200	-	-
Professional Services	17,850	18,500	-	3,480
Purchased Services	5,175	10,000	10,000	20,277
Allowances and Assistance	970,739	1,693,600	2,363,700	1,225,393
Grants and Subsidies	2,494	3,000	3,000	2,972
	7,434,763	8,217,600	9,138,100	7,851,854
Revenue (Provincial)	(59,191)	-	-	(68,854)
<b>Total: Members' Resources</b>	<b>7,375,572</b>	<b>8,217,600</b>	<b>9,138,100</b>	<b>7,783,000</b>
<b>House Operations</b>				
Salaries	153,554	200,700	200,700	152,963
Employee Benefits	-	5,900	5,900	6,150
Transportation and Communications	164	1,800	125,700	57,548
Supplies	3,035	14,500	14,500	5,491
Professional Services	22,228	22,300	3,900	720
Purchased Services	29,369	41,500	41,500	65,327
Property, Furnishings and Equipment	8,582	8,700	1,700	221
Grants and Subsidies	1,247	1,500	11,500	8,241
<b>Total: House Operations</b>	<b>218,179</b>	<b>296,900</b>	<b>405,400</b>	<b>296,661</b>
<b>Government Members' Caucus</b>				
Salaries	333,208	334,100	326,800	344,336
Employee Benefits	-	900	900	-
Transportation and Communications	9,630	18,900	18,900	12,440
Supplies	6,280	7,600	7,600	10,145
Purchased Services	1,243	6,600	6,600	1,817
Property, Furnishings and Equipment	1,232	1,800	1,800	155
Grants and Subsidies	23,696	28,500	28,500	27,921
<b>Total: Government Members' Caucus</b>	<b>375,289</b>	<b>398,400</b>	<b>391,100</b>	<b>396,814</b>
<b>Official Opposition Caucus</b>				
Salaries	1,145,985	1,154,700	1,154,700	1,062,701
Employee Benefits	-	3,000	3,000	232
Transportation and Communications	39,326	78,900	79,100	35,807
Supplies	13,824	24,600	24,600	15,832
Purchased Services	13,887	21,700	21,700	16,256
Property, Furnishings and Equipment	5,670	6,000	5,800	8,547
Grants and Subsidies	18,707	22,500	22,500	20,494
<b>Total: Official Opposition Caucus</b>	<b>1,237,399</b>	<b>1,311,400</b>	<b>1,311,400</b>	<b>1,159,869</b>

**HOUSE OF ASSEMBLY AND ITS STATUTORY OFFICES  
 PROVINCE OF NEWFOUNDLAND AND LABRADOR  
 SCHEDULE OF EXPENDITURE AND RELATED REVENUE  
 For the Year Ended March 31, 2021**

HOUSE OF ASSEMBLY (cont.)	2021	ESTIMATES		2020
	ACTUAL	AMENDED	ORIGINAL	ACTUAL
<b>Third Party Caucus</b>				
Salaries	605,752	607,700	429,600	386,938
Employee Benefits	-	1,100	1,100	-
Transportation and Communications	9,537	21,600	23,000	12,081
Supplies	6,673	8,700	8,700	6,472
Purchased Services	5,730	10,100	8,700	3,407
Property, Furnishings and Equipment	568	2,100	2,100	2,925
Grants and Subsidies	9,977	12,000	12,000	11,392
<b>Total: Third Party Caucus</b>	<b>638,237</b>	<b>663,300</b>	<b>485,200</b>	<b>423,215</b>
<b>TOTAL: HOUSE OF ASSEMBLY</b>	<b>13,500,594</b>	<b>14,855,200</b>	<b>15,728,500</b>	<b>13,873,274</b>

**OFFICE OF THE CHIEF ELECTORAL OFFICER**

Salaries	3,988,622	4,394,400	1,232,300	3,578,954
Employee Benefits	521	4,500	4,500	3,920
Transportation and Communications	1,939,006	2,105,800	286,900	664,016
Supplies	252,923	275,500	39,000	82,093
Professional Services	58,757	58,800	33,000	41,220
Purchased Services	1,186,293	1,259,800	231,000	1,017,648
Property, Furnishings and Equipment	73,297	120,000	72,000	44,894
Grants and Subsidies	30,347	130,800	-	591,035
	<b>7,529,766</b>	<b>8,349,600</b>	<b>1,898,700</b>	<b>6,023,780</b>
Revenue (Provincial)	(5,014)	-	-	(2,507)
<b>Total: Office of the Chief Electoral Officer</b>	<b>7,524,752</b>	<b>8,349,600</b>	<b>1,898,700</b>	<b>6,021,273</b>

**OFFICE OF THE CITIZENS' REPRESENTATIVE**

Salaries	689,303	800,500	800,500	706,779
Employee Benefits	-	7,000	7,000	1,392
Transportation and Communications	6,459	31,400	34,800	12,067
Supplies	5,118	5,300	5,000	1,766
Professional Services	11,098	69,600	69,600	10,408
Purchased Services	77,756	108,000	108,000	63,908
Property, Furnishings and Equipment	10,943	11,100	8,000	4,885
<b>Total: Office of the Citizens' Representative</b>	<b>800,677</b>	<b>1,032,900</b>	<b>1,032,900</b>	<b>801,205</b>

HOUSE OF ASSEMBLY AND ITS STATUTORY OFFICES  
 PROVINCE OF NEWFOUNDLAND AND LABRADOR  
 SCHEDULE OF EXPENDITURE AND RELATED REVENUE  
 For the Year Ended March 31, 2021

	2021 ACTUAL	ESTIMATES		2020 ACTUAL
		AMENDED	ORIGINAL	
<b>OFFICE OF THE CHILD AND YOUTH ADVOCATE</b>				
Salaries	1,143,083	1,191,000	1,191,000	1,142,413
Employee Benefits	2,511	3,500	3,500	1,980
Transportation and Communications	15,746	46,800	55,400	53,734
Supplies	8,987	9,100	6,000	5,838
Professional Services	4,745	19,000	19,000	7,035
Purchased Services	129,357	160,900	160,900	151,684
Property, Furnishings and Equipment	9,369	9,500	4,000	5,408
<b>Total: Office of the Child and Youth Advocate</b>	<b>1,313,798</b>	<b>1,439,800</b>	<b>1,439,800</b>	<b>1,368,092</b>
<b>OFFICE OF THE INFORMATION AND PRIVACY COMMISSIONER</b>				
Salaries	1,085,140	1,123,200	1,157,200	992,156
Employee Benefits	1,689	1,700	4,500	4,745
Transportation and Communications	13,927	14,300	32,800	26,132
Supplies	6,618	6,700	6,700	5,757
Professional Services	89,681	89,700	50,000	72,367
Purchased Services	127,473	127,900	122,400	121,036
Property, Furnishings and Equipment	12,017	12,100	2,000	3,580
	1,336,545	1,375,600	1,375,600	1,225,773
Revenue (Provincial)	(3,099)	-	-	-
<b>Total: Office of the Information and Privacy Commissioner</b>	<b>1,333,446</b>	<b>1,375,600</b>	<b>1,375,600</b>	<b>1,225,773</b>
<b>OFFICE OF THE SENIORS' ADVOCATE</b>				
Salaries	374,960	375,000	372,300	366,160
Employee Benefits	500	5,700	5,700	1,281
Transportation and Communications	3,265	45,000	45,900	13,075
Supplies	2,066	5,000	5,000	2,079
Professional Services	-	9,000	9,000	-
Purchased Services	31,657	44,000	44,000	35,080
Property, Furnishings and Equipment	4,836	4,900	4,000	3,358
<b>Total: Office of the Seniors' Advocate</b>	<b>417,284</b>	<b>488,600</b>	<b>485,900</b>	<b>421,033</b>
<b>TOTAL: HOUSE OF ASSEMBLY AND ITS STATUTORY OFFICES</b>	<b>\$ 24,890,551</b>	<b>\$ 27,541,700</b>	<b>\$ 21,961,400</b>	<b>\$ 23,710,650</b>

See accompanying notes

**HOUSE OF ASSEMBLY AND ITS STATUTORY OFFICES  
 PROVINCE OF NEWFOUNDLAND AND LABRADOR  
 SCHEDULE OF GROSS EXPENDITURE AND UNEXPENDED BALANCES  
 For the Year Ended March 31, 2021**

---

	<u>2021</u>	<u>2020</u>
Original estimates (net)	\$ 21,961,400	\$ 27,087,600
Add transfers of Estimates	5,580,300	-
Add back revenue estimates net of transfers and statutory payments	<u>28,000</u>	<u>-</u>
Original estimates of expenditure (Gross)	27,569,700	27,087,600
Supplementary supply	<u>-</u>	<u>-</u>
<b>Total appropriation</b>	<u>27,569,700</u>	<u>27,087,600</u>
<b>Total net expenditure</b>	24,890,551	23,710,650
Add revenues	<u>68,540</u>	<u>73,868</u>
<b>Total gross expenditure</b>	<u>24,959,091</u>	<u>23,784,518</u>
<b>Unexpended balance of appropriation</b>	<u>\$ 2,610,609</u>	<u>\$ 3,303,082</u>

See accompanying notes



**HOUSE OF ASSEMBLY AND ITS STATUTORY OFFICES  
PROVINCE OF NEWFOUNDLAND AND LABRADOR  
NOTES TO FINANCIAL INFORMATION  
March 31, 2021**

---

**Authority, nature of operations and basis of consolidation**

The House of Assembly of Newfoundland and Labrador consists of 40 Members each of whom has been elected by the voters in the Provincial district which they represent. The House of Assembly in conjunction with the Lieutenant-Governor is known as the Legislature and its main role is to be the official law maker for all Provincial legislation. The Assembly debates draft legislation, estimates etc. and approves legislation or amendments for signature by the Lieutenant-Governor (Royal Assent).

This financial information reflects the financial operations of the House of Assembly and its Statutory Offices, as defined by the House of Assembly Accountability, Integrity and Administration Act (the Act). This financial information does not include the financial information of the Office of the Auditor General, which is another Statutory Office of the House of Assembly. The financial information of the Office of the Auditor General is audited by an independent firm of public accountants and presented under separate cover.

**1. Summary of Significant Accounting Policies**

**(a) Basis of Presentation**

The Schedule of Assets and Liabilities has been prepared on the accrual basis of accounting, consistent with the basis of accounting used in the preparation of the Consolidated Summary Financial Statements of the Province of Newfoundland and Labrador.

The Schedule of Expenditure and Related Revenue and the Schedule of Gross Expenditure and Unexpended Balances have been prepared on the modified cash basis of accounting, consistent with the basis of accounting in the preparation of the Report on the Program Expenditures and Revenues of the Consolidated Revenue Fund. In addition to the actual expenditure and related revenue for the year, for information purposes, the Schedule of Expenditure and Related Revenue includes the original and amended estimates for the House of Assembly and its Statutory Offices.

The accounting policies are also consistent with those used in the preparation of the Consolidated Summary Financial Statements of the Province of Newfoundland and Labrador.

**HOUSE OF ASSEMBLY AND ITS STATUTORY OFFICES  
 PROVINCE OF NEWFOUNDLAND AND LABRADOR  
 NOTES TO FINANCIAL INFORMATION  
 March 31, 2021**

---

(b) Measurement Uncertainty

The preparation of financial information in conformity with the policies described in Note 1(a) requires management to make estimates and assumptions that affect the reported amounts of assets and liabilities at the date of the Schedule of Assets and Liabilities. Items requiring the use of significant estimates include the allowance for doubtful accounts, the provision for accrued sick leave and the useful lives of tangible capital assets.

Estimates are based on the best information available at the time of preparation of the financial information and are reviewed annually to reflect new information as it becomes available. Measurement uncertainty exists in this financial information. Actual results could differ from these estimates.

**2. Cash Held in Trust**

The \$23,651 (2020 - \$5,960) of cash held in trust is held by the Office of the Chief Electoral Officer. There is a corresponding liability for this amount. These monies, including nomination fees, were deposited by candidates in General Elections and in by-elections from funds provided to the candidates in support of their respective election campaigns.

Candidates' nomination fees of \$200 per candidate are held until candidates file papers to have these fees reimbursed. Excess funds that exceed the campaign limits per the Elections Act, 1991 are held in trust until the next Provincial general election.

**3. Accounts receivable**

	<u>2021</u>	<u>2020</u>
Due from Judgment Enforcements		
- former Members of the House of Assembly	\$ 35,193	\$ 62,721
Other amounts due from Judgment Enforcements	2,788,712	2,788,712
Miscellaneous amounts	2,925	3,866
	<u>2,826,830</u>	<u>2,855,299</u>
Less: allowance for doubtful accounts	<u>(2,788,712)</u>	<u>(2,788,712)</u>
<b>Total accounts receivable</b>	<b>\$ 38,118</b>	<b>\$ 66,587</b>

The accounts receivable and the related allowance for doubtful accounts for amounts due from Judgment Enforcements - former Members of the House of Assembly and Other amounts due from Judgment Enforcements were provided by the Office of the Comptroller General.

HOUSE OF ASSEMBLY AND ITS STATUTORY OFFICES  
 PROVINCE OF NEWFOUNDLAND AND LABRADOR  
 NOTES TO FINANCIAL INFORMATION  
 March 31, 2021

4. Prepaid expenses

	<u>2021</u>	<u>2020</u>
Memberships and subscriptions	\$ 45,973	\$ 73,060
Training and development	7,725	-
Travel and other	16,845	26,939
<b>Total prepaid expenses</b>	<b>\$ 70,543</b>	<b>\$ 99,999</b>

5. Tangible Capital Assets

	<u>Furniture and Equipment</u>
<b>Cost</b>	
Balance, March 31, 2020	\$ 1,496,615
Additions	-
Disposals	(37,672)
<b>Balance, March 31, 2021</b>	<b>1,458,943</b>
<b>Accumulated amortization</b>	
Balance, March 31, 2020	959,481
Amortization expense	99,883
Disposals	(37,672)
<b>Balance, March 31, 2021</b>	<b>1,021,692</b>
<b>Net book value, March 31, 2021</b>	<b>\$ 437,251</b>
<b>Net book value, March 31, 2020</b>	<b>\$ 537,134</b>

These assets are amortized over a 10-year period.

**HOUSE OF ASSEMBLY AND ITS STATUTORY OFFICES  
PROVINCE OF NEWFOUNDLAND AND LABRADOR  
NOTES TO FINANCIAL INFORMATION  
March 31, 2021**

---

**6. Accrued severance pay**

The liability for severance pay in the amount of \$1,280,121 (2020 - \$1,016,069) is reported on the accrual basis of accounting on the Schedule of Assets and Liabilities and is calculated based on years of service and current salary levels.

Members of the House of Assembly are eligible for severance pay when they cease to be Members. Severance pay for Members is based on one month's basic indemnity for each year of service and is prorated for part of the year's service. Minimum severance for Members is three months' pay, while maximum is twelve months' pay. This applies to Members elected on or before November 29, 2015.

Members elected on or after November 30, 2015 must serve at least 3 years in order to be eligible for severance. Any Member who is disqualified from being a Member pursuant to Part V of the Act other than the failure to be re-elected or the resignation of his/her seat, is not eligible to receive severance. If a Member's service ends prior to the end of an Assembly, the severance will be pro-rated for the years of service as outlined in the Severance Policy for Members. No provision has been made for non-vesting severance benefits.

Contracts for political support staff were renewed on January 31, 2019 in order to implement revised severance benefits. Under the new contracts, political support staff are entitled to pay of either 30 calendar days or six weeks, depending on their contract. The entitlement is not dependent on years of service. Political support staff who resign from their positions or those who are dismissed during the probationary period are not entitled to any severance benefit. No provision has been made in this financial information for severance pay for political support staff under the new contracts. The severance liability as at March 31, 2021 includes severance owing to individuals who deferred receiving their severance entitlement under previous contracts.

Executive, management and non-management/non-union employees of the House of Assembly and Statutory Offices as at May 31, 2018 were entitled to severance pay. No further severance will accrue for these employees after May 31, 2018. All employees had the option of receiving their severance entitlement prior to March 31, 2019 or deferring it to a later date. The severance liability as at March 31, 2021 includes severance owing to employees who deferred receiving their severance entitlement.

**HOUSE OF ASSEMBLY AND ITS STATUTORY OFFICES  
PROVINCE OF NEWFOUNDLAND AND LABRADOR  
NOTES TO FINANCIAL INFORMATION  
March 31, 2021**

---

**7. Pensions and Group Health and Life Insurance Benefits**

Members participate in the Members of the House of Assembly Pension Plan (MHA Pension Plan), as defined by the Members of the House of Assembly Retiring Allowances Act. Members who were contributing to another private or employer related pension plan may opt out of the MHA Pension Plan for their first General Assembly provided the decision is made prior to the first payment of salary. The Members are required to participate in the MHA Pension Plan upon subsequent re-election.

The staff of the House of Assembly and Statutory Offices participate in the Public Service Pension Plan (PSPP), as defined by the Public Service Pension Act, 2019 (the Act), or the Government Money Purchase Pension Plan (GMPP).

Amounts are paid out of the Consolidated Revenue Fund (CRF) to match the pension contributions of Members and staff who participate in the PSPP or the MHA Pension Plan. Amounts are also paid out of the CRF to generally match the pension contributions of staff who participate in the GMPP. These amounts are costs of the Province of Newfoundland and Labrador and are not reflected in this financial information.

Provident<sup>10</sup> is the corporation which administers the PSPP, including payments of pension benefits to retired employees whom the *Act* applies. All PSPP contributions are remitted to Provident<sup>10</sup>.

Under the Pensions Funding Act, the Province is responsible for liabilities for the cost of future pensions in excess of the contributions made by Members of the MHA Pension Plan and the CRF. Any unfunded pension liabilities relating to the Members of the House of Assembly are liabilities of the Province and are not reflected in this financial information.

All retired employees and Members of the Legislature who participate in the MHA Pension Plan or the PSPP are eligible to participate in the Province's Group Health and Life Insurance Program. Amounts are paid out of the CRF to match the amounts deducted from those who participate in this program. These amounts are costs of the Province of Newfoundland and Labrador and are not reflected in this financial information.

The Province is responsible for any liability relating to the group health and life insurance program. Any unfunded liabilities relating to the Members or staff of the House of Assembly and its Statutory Offices are liabilities of the Province and are not reflected in this financial information.

Details regarding the MHA Pension Plan, the PSPP, the GMPP and the Group, Health and Life Insurance Program are outlined in the Public Accounts of the Province of Newfoundland and Labrador.

**HOUSE OF ASSEMBLY AND ITS STATUTORY OFFICES  
PROVINCE OF NEWFOUNDLAND AND LABRADOR  
NOTES TO FINANCIAL INFORMATION  
March 31, 2021**

---

**8. Contingent Liabilities**

There have been two legal claims filed against the House of Assembly and its Statutory Offices. These claims have not yet been heard in court, therefore the likelihood and amount of loss cannot be determined at this time.

**9. Contractual Obligations**

The House of Assembly and its Statutory Offices have outstanding contractual obligations in the amount of \$1,410,116 relating to the lease of office accommodations. The schedule of payments related to these leases for the next four years is as follows:

2022	\$ 582,276
2023	452,375
2024	266,572
2025	<u>108,893</u>
	<u>\$ 1,410,116</u>

**10. Income taxes**

The House of Assembly and its Statutory Offices are not subject to Provincial or Federal income taxes.

**HOUSE OF ASSEMBLY  
AND ITS STATUTORY OFFICES**

**MANAGEMENT CERTIFICATION**

**MARCH 31, 2021**

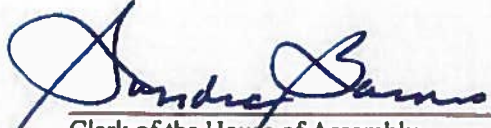


**MANAGEMENT CERTIFICATION  
HOUSE OF ASSEMBLY – MARCH 31, 2021**

Pursuant to Paragraph 28(3)(1) of the *House of Assembly Accountability, Integrity and Administration Act*,

I, **Sandra Barnes**, Clerk of the House of Assembly of Newfoundland and Labrador, certify that:

1. I have reviewed the financial information of the House of Assembly and Statutory Offices, as defined in the *House of Assembly Accountability, Integrity and Administration Act*, for the period ending March 31, 2021;
2. Based on my knowledge, the financial information does not contain any untrue statement of a material fact or omit to state a material fact required to be stated or that is necessary to make a statement not misleading in light of the circumstances under which it was made, with respect to the period covered by the financial information;
3. Based on my knowledge, the annual financial information presents in all material respects the results of transactions at the House of Assembly and Statutory Offices as defined in the *House of Assembly Accountability, Integrity and Administration Act*, as of the date and for the periods presented;
4. I am responsible for establishing and maintaining disclosure controls and procedures and internal control over financial reporting for the House of Assembly and Statutory Offices as defined in the *House of Assembly Accountability, Integrity and Administration Act*, and I have:
  - (a) designed such disclosure controls and procedures, or caused them to be designed under my supervision, to provide reasonable assurance that material information relating to the House of Assembly and Statutory Offices, as defined in the *House of Assembly Accountability, Integrity and Administration Act*, is made known to me by others, particularly during the period in which the financial information is being prepared;
  - (b) designed such internal control over financial reporting, or caused it to be designed under my supervision, to provide reasonable assurance regarding the reliability of financial reporting and the preparation of financial information in accordance with the required policies;
  - (c) evaluated the effectiveness of the disclosure controls and procedures as of March 31, 2021 and am satisfied with the effectiveness based on such evaluation; and
  - (d) evaluated the effectiveness of the internal control over financial reporting as of March 31, 2021 and am satisfied with the effectiveness based on such evaluation.

  
Clerk of the House of Assembly

Date 2021-05-31



**House of Assembly Management Commission  
Briefing Note**

**Title:** Audited Financial Information – Office of the Auditor General

**Issue:** Submission of the financial information of the Office of the Auditor General for fiscal year ended 31 March 2021.

**Background:**

- Section 32 of the Auditor General Act (the Act) provides that the Management Commission appoint a qualified auditor to annually audit the Office of the Auditor General. Subsection 32(3) of that Act provides that the auditor appointed submit their report to the Commission and to the Auditor General.
- In accordance the provisions of the Act, the audited financial information for the Office of the Auditor General for the fiscal year ended 31 March 2021 is presented to the Management Commission.

**Analysis:**

**Legal Consultation:**

Not applicable

**Internal Consultation(s):**

Not applicable

**External Consultation(s):**

Not applicable

**Comparison to Government Policy:**

Not applicable

**Financial Impact:**

Not applicable

**Legislative Impact:**

Not applicable

**Options:**

- Not applicable

**Status:**

- Not applicable

**Action Required:**

- For reporting purposes.

Prepared by: Bobbi Russell  
Date: November 15, 2021

Approved by: Sandra Barnes

**Attachments:**

1. Financial Information – Office of the Auditor General – 31 March 2021



Financial Information

Office of the Auditor General

Province of Newfoundland and Labrador

March 31, 2021

# Contents

	<b>Page</b>
Independent Auditors' Report	1-2
Supplementary Financial Information	3
Schedule of Expenditures	4
Schedule of Gross Expenditures and Unexpended Balances	5
Notes to the Financial Information	6-8

---

Grant Thornton LLP  
15 International Place  
Suite 300  
St. John's, NL  
A1A 0L4

T (709) 778-8800  
F (709) 772-7892  
[www.GrantThornton.ca](http://www.GrantThornton.ca)

## Independent Auditors' Report

To the Members of the  
House of Assembly Management Commission  
Province of Newfoundland and Labrador

### Opinion

We have audited the supplementary financial information of the Office of the Auditor General, Province of Newfoundland and Labrador ("the Office") as at March 31, 2021, which comprises the schedule of expenditures and schedule of gross expenditures and unexpended balances for the year then ended, and notes to the financial information, including a summary of significant accounting policies.

In our opinion, the accompanying financial information presents fairly in all material respects, the financial position of the Office of the Auditor General, Province of Newfoundland and Labrador, as at March 31, 2021, and its results of operations for the year then ended in accordance with policies disclosed in Note 2.

### Basis for Opinion

We conducted our audit in accordance with Canadian generally accepted auditing standards. Our responsibilities under those standards are further described in the Auditor's Responsibilities for the Audit of the financial information section of our report. We are independent of the Office in accordance with the ethical requirements that are relevant to our audit of the financial statements in Canada, and we have fulfilled our other ethical responsibilities in accordance with these requirements. We believe that the audit evidence we have obtained is sufficient and appropriate to provide a basis for our opinion.

### Emphasis of Matter – Basis of Accounting and Restriction on Use

We draw attention to Note 2 to the financial information, which describes the basis of accounting. The financial information is prepared to assist the Office of the Auditor General and the House of Assembly Management Commission, Province of Newfoundland and Labrador to meet the requirements of Section 32 of the Auditor General Act. As a result, the financial information may not be suitable for another purpose. Our opinion is not modified in respect of this matter. Our report is intended solely for the House of Assembly Management Commission and the Office of the Auditor General, Province of Newfoundland and Labrador and should not be used by parties other than the members of the House of Assembly Management Commission and management of the Office of the Auditor General, Province of Newfoundland and Labrador.

### **Responsibilities of Management and Those Charged with Governance for the Financial Statements**

Management is responsible for the preparation and fair presentation of this financial information in accordance with policies disclosed in Note 2, and for such internal control as management determines is necessary to enable the preparation of financial information that is free from material misstatement, whether due to fraud or error.

In preparing the financial information, management is responsible for assessing the Office's ability to continue as a going concern, disclosing, as applicable, matters related to a going concern and using the going concern basis of accounting unless management either intends to liquidate the Office or to cease operations, or has no realistic alternative but to do so.

Those charged with governance are responsible for overseeing the Office's financial reporting process.

### **Auditor's Responsibilities for the Audit of the Financial Information**

Our objectives are to obtain reasonable assurance about whether the financial information as a whole is free from material misstatement, whether due to fraud or error, and to issue an auditor's report that includes our opinion. Reasonable assurance is a high level of assurance, but is not a guarantee that an audit conducted in accordance with Canadian generally accepted auditing standards will always detect a material misstatement when it exists. Misstatements can arise from fraud or error and are considered material if, individually or in the aggregate, they could reasonably be expected to influence the economic decisions of users taken on the basis of this financial information.

As part of an audit in accordance with Canadian generally accepted auditing standards, we exercise professional judgment and maintain professional skepticism throughout the audit. We also:

- Identify and assess the risks of material misstatement of the financial information, whether due to fraud or error, design and perform audit procedures responsive to those risks, and obtain audit evidence that is sufficient and appropriate to provide a basis for our opinion. The risk of not detecting a material misstatement resulting from fraud is higher than for one resulting from error, as fraud may involve collusion, forgery, intentional omissions, misrepresentations, or the override of internal control.
- Obtain an understanding of internal control relevant to the audit in order to design audit procedures that are appropriate in the circumstances, but not for the purpose of expressing an opinion on the effectiveness of the Office's internal control.
- Evaluate the appropriateness of accounting policies used and the reasonableness of accounting estimates and related disclosures made by management.
- Conclude on the appropriateness of management's use of the going concern basis of accounting and, based on the audit evidence obtained, whether a material uncertainty exists related to events or conditions that may cast significant doubt on the Office's ability to continue as a going concern. If we conclude that a material uncertainty exists, we are required to draw attention in our auditor's report to the related disclosures in the financial information or, if such disclosures are inadequate, to modify our opinion. Our conclusions are based on the audit evidence obtained up to the date of our auditor's report. However, future events or conditions may cause the Office to cease to continue as a going concern.
- Evaluate the overall presentation, structure and content of the financial information, including the disclosures, and whether the financial information represent the underlying transactions and events in a manner that achieves fair presentation.

We communicate with those charged with governance regarding, among other matters, the planned scope and timing of the audit and significant audit findings, including any significant deficiencies in internal control that we identify during our audit.

St. John's, Canada  
August 31, 2021



Chartered Professional Accountants

Office of the Auditor General  
 Province of Newfoundland and Labrador  
 Supplementary Financial Information

Year Ended March 31	2021	2020
<b>Assets</b>		
Current		
Accounts receivable	\$ 661	\$ 2,175
Prepays	<u>41,892</u>	<u>24,731</u>
	<u>\$ 42,553</u>	<u>\$ 26,906</u>
<b>Liabilities</b>		
Current		
Vouchers payable	\$ 741	\$ -
Accrued paid/annual leave	797,639	681,379
Accrued payroll	10,176	103,561
Accrued overtime	7,963	5,009
Accrued sick leave	27,017	32,488
Accrued severance pay	<u>51,040</u>	<u>51,040</u>
	<u>\$ 894,576</u>	<u>\$ 873,477</u>

Basis of accounting (Note 2)

Auditor General

See accompanying notes to the financial information.

Office of the Auditor General  
 Province of Newfoundland and Labrador  
 Schedule of Expenditures

Year Ended March 31	2021	2021	2020
	<u>Actual</u>	<u>Original Budget</u>	<u>Actual</u>
<b>Total Expenditures</b>			
Salaries	\$ 2,925,720	\$ 3,359,200	\$ 2,880,720
Employee benefits	82,359	94,800	108,096
Transportation and communications	11,953	80,000	40,230
Supplies	58,777	55,000	48,903
Professional services	192,316	99,000	353,864
Purchased services	212,070	225,000	228,045
Property, furnishings and equipment	29,129	21,100	15,670
	<u>\$ 3,512,324</u>	<u>\$ 3,934,100</u>	<u>\$ 3,675,528</u>
<b>Related Revenue</b>	<u>1,515</u>	<u>-</u>	<u>-</u>
<b>Net expenditures</b>	<u>\$ 3,510,809</u>	<u>\$ 3,934,100</u>	<u>\$ 3,675,528</u>

Basis of accounting (Note 2)

See accompanying notes to the financial information.



---

Office of the Auditor General  
Province of Newfoundland and Labrador  
Schedule of Gross Expenditures and Unexpended Balances

Year Ended March 31	2021	2020
Original budget estimates (net)	\$ 3,934,100	\$ 3,809,700
Less: estimated statutory payments	<u>(183,200)</u>	<u>(183,200)</u>
Total appropriation	<u>3,750,900</u>	<u>3,626,500</u>
Total net expenditure	3,510,809	3,675,528
Less: statutory payments	(109,273)	(183,209)
Add: revenue less transfers and statutory payments	<u>1,515</u>	<u>-</u>
Total gross expenditure (budgetary, non-statutory)	<u>3,403,051</u>	<u>3,492,319</u>
Unexpended balance of appropriation	<u>\$ 347,849</u>	<u>\$ 134,181</u>

---

See accompanying notes to the financial information.

---

---

Office of the Auditor General  
Province of Newfoundland and Labrador  
Notes to the Financial Information  
March 31, 2021

---

**1. Nature of operations**

The Auditor General Act creates the Office of the Auditor General to assist in carrying out the duties prescribed. The Act appoints the Auditor General as the House of Assembly's independent legislative auditor of Government, its departments, agencies of the Crown, and Crown controlled corporations. The Auditor General reports to the House of Assembly, on significant matters which result from the examination of these entities.

---

**2. Summary of significant accounting policies**

This financial information has been prepared in accordance with the accounting policies set out below.

**Basis of accounting**

The Supplementary Financial Information is prepared on the accrual basis of accounting. The Schedule of Expenditures and the Schedule of Gross Expenditures and Unexpended Balances are based on the modified cash basis.

**Assets and liabilities**

Assets and liabilities are recorded on a basis consistent with the policies used in preparing the Public Accounts of the Province of Newfoundland and Labrador. Direct liabilities and convertible assets such as amounts receivable are reported on the Supplementary Financial Information on an accrual basis.

**Capital assets**

Capital asset acquisitions are charged as budgetary expenditures and are expensed in the year of acquisition on the Schedule of Expenditures. Capital assets are not reported on the Supplementary Financial Information but are reported in the Public Accounts of the Province of Newfoundland and Labrador.

**Revenue recognition**

Effective April 1, 2015, the Office of the Auditor General no longer invoices for its audit services.

**Operating expenses**

Expenses are recorded on the modified cash basis as payments are made on the Schedule of Expenditures. Accrued leave, overtime, and payroll are recorded on the Supplementary Financial Information on the accrual basis of accounting.

---

---

Office of the Auditor General  
Province of Newfoundland and Labrador  
Notes to the Financial Information  
March 31, 2021

---

**2. Summary of significant accounting policies (cont'd.)**

**Severance pay**

Up to and including the 2018 fiscal year, severance pay was accounted for on an accrual basis and calculated based upon years of service and current salary levels. The right to be paid severance vested with non-unionized employees and management upon nine years or more of service, and accordingly no provision was made in the accounts for employees with less than this amount of continuous service. The amount was payable when the employee ceased employment with the Province.

Effective March 31, 2018, there was no further accumulation of severance for unionized employees. Unionized employees with one or more years of continuous service, to a maximum of 20 years, were entitled to severance pay and could decide the manner and timing in which it is paid out. Severance for all unionized employees was paid out during the 2019 fiscal year.

Effective June 1, 2019, there was no further accumulation of severance for non-unionized employees and management. Non-unionized employees and management with one or more years of continuous service, to a maximum of 20 years, were entitled to severance pay and could decide the manner and timing in which it is paid out. Severance for non-unionized employees and management is calculated based upon years of service and current salary levels as at May 31, 2018. The remaining balance relates to employees who had not elected to have severance paid out up to March 31, 2021.

**Sick leave**

Sick leave has been accounted for on an accrual basis and estimated based on management's best estimate of its employees' sick leave utilization rates, sick leave balances, annual sick leave entitlements and current salary levels.

**Income taxes**

The Office of the Auditor General is not subject to Provincial or Federal income taxes.

---

**3. Commitments**

The Office has entered into agreements for the lease of equipment requiring payments as follows: 2022 - \$1,548.

---

---

Office of the Auditor General  
Province of Newfoundland and Labrador  
Notes to the Financial Information  
March 31, 2021

---

**4. Employee future benefits**

Under the Auditor General Act, all persons employed in the Office of the Auditor General are employees for the purposes of the Public Service Pensions Act, 2019, and are entitled to all the benefits under that *Act*. No pension or other post employment future benefit expenditures have been recorded in this financial information.

Pension liability and group life and health insurance liability are recognized in the Public Accounts for all public servants. Pension expense and group life and health insurance expense for public servants are also reported in the Public Accounts under the Consolidated Fund Services. The Province matched the contributions of public servants and these expenses are recorded under the Consolidated Fund Services.

---

**House of Assembly Management Commission  
Briefing Note**

**Title:** Financial Reports – April 1, 2021 to June 30, 2021 and April 1, 2021 to September 30, 2021

**Issue:** Review of:

1. Financial Performance of the Legislature; and
2. Approved Allocations and Actual Expenditures of Members of the House of Assembly.

**Background:**

- Paragraph 20(5)(a) of the *House of Assembly Accountability, Integrity and Administration Act* (the Act) states that the House of Assembly Management Commission shall “regularly, and at least quarterly, review the financial performance of the House of Assembly as well as the actual expenditures of members compared with approved allocations.”
- The details of the financial performance of the Legislature (excluding the Office of the Auditor General) are included in the attached Statements of Revenue and Expenditure for the periods ended June 30 and September 30, 2021. The reports show the actual expenditures and revenues for the fiscal year. All known savings or overruns over budgeted amounts are identified in the report and explanations are provided for significant amounts.
- The details of the financial performance of the Office of the Auditor General are shown on a separate Statement of Revenue and Expenditure for the periods ended June 30 and September 30, 2021. The reports show the actual expenditures and revenues for the fiscal year. All known savings or overruns over budgeted amounts are identified in the report and explanations are provided for any significant amounts.
- The actual expenditures compared with the approved allocations for each Member are included in the Members’ Expenditures Summarized by Category reports for the periods April 1, 2021 to June 30, 2021 and April 1, 2021 to September 30, 2021.

**Analysis:**

**Legal Consultation:**

Not applicable

**Internal Consultation(s):**

Not applicable

**External Consultation(s):**

Not applicable

**Comparison to Government Policy:**

Not applicable

**Financial Impact:**

Not applicable

**Legislative Impact:**

Not applicable

**Options:**

- Not applicable

**Status:**

- Not applicable

**Action Required:**

- For review purposes

Drafted by: Wanda Lee Mercer  
Date: October 24, 2021

Approved by: Sandra Barnes

**Attachments:**

1. Statement of Revenue and Expenditure – Legislature (excluding the Office of the Auditor General) for the period from April 1 to June 30, 2021.
2. Statement of Revenue and Expenditure – Office of the Auditor General for the period from April 1 to June 30, 2021.
3. Member Accountability and Disclosure Reports for the period from April 1 to June 30, 2021.
4. Statement of Revenue and Expenditure – Legislature (excluding the Office of the Auditor General) for the period from April 1 to September 30, 2021.
5. Statement of Revenue and Expenditure – Office of the Auditor General for the period from April 1 to September 30, 2021.
6. Member Accountability and Disclosure Reports for the period from April 1 to September 30, 2021.



**LEGISLATURE (excluding The Office of the Auditor General)**  
**STATEMENT OF REVENUE AND EXPENDITURE**  
**For the Period 1 April 2021 to 30 June 2021**  
**Unaudited**

	Original Estimates	Operating Budget	Expenditures Plus Encumbrances & Revenues	Projected Total Expenditures & Revenue	Projected Savings (Over- runs) from Original Budget	Projected Savings (Over- runs) from Operating Budget
<b>1.1.01. ADMINISTRATIVE SUPPORT</b>						
01. Salaries	1,980,000	1,980,000	436,781	1,980,000	-	-
Operating Accounts:						
<i>Employee Benefits</i>	4,500	4,500	478	4,500	-	-
<i>Transportation and Communications</i>	59,400	59,400	37,885	59,400	-	-
<i>Supplies</i>	36,200	36,200	13,913	36,200	-	-
<i>Professional Services</i>	61,100	61,100	55,250	61,100	-	-
<i>Purchased Services</i>	62,000	62,000	34,593	62,000	-	-
<i>Property, Furnishings and Equipment</i>	92,500	92,500	3,939	92,500	-	-
02. Operating Accounts	<b>315,700</b>	<b>315,700</b>	<b>146,058</b>	<b>315,700</b>	-	-
	<b>2,295,700</b>	<b>2,295,700</b>	<b>582,838</b>	<b>2,295,700</b>	-	-
02. Revenue - Provincial	-	-	(2,611)	(2,700)	2,700	2,700
<b>Total: Administrative Support</b>	<b>2,295,700</b>	<b>2,295,700</b>	<b>580,227</b>	<b>2,293,000</b>	<b>2,700</b>	<b>2,700</b>

1. Revenue due to repayments of conference registration fees and accommodation costs.



**LEGISLATURE (excluding The Office of the Auditor General)**  
**STATEMENT OF REVENUE AND EXPENDITURE**  
**For the Period 1 April 2021 to 30 June 2021**  
**Unaudited**

	Original Estimates	Operating Budget	Expenditures Plus Encumbrances & Revenues	Projected Total Expenditures & Revenue	Projected Savings (Over- runs) from Original Budget	Projected Savings (Over- runs) from Operating Budget
<b>1.1.02. LEGISLATIVE LIBRARY AND RECORDS MANAGEMENT</b>						
01. Salaries	687,200	687,200	152,997	687,200	-	-
Operating Accounts:						
<i>Employee Benefits</i>	900	1,100	1,058	1,100	(200)	-
<i>Transportation and Communications</i>	10,200	10,000	-	10,000	200	-
<i>Supplies</i>	47,000	47,000	4,333	47,000	-	-
<i>Purchased Services</i>	8,500	8,500	779	8,500	-	-
<i>Property, Furnishings and Equipment</i>					-	-
02. Operating Accounts	<b>66,600</b>	<b>66,600</b>	<b>6,170</b>	<b>66,600</b>	-	-
<b>Total: Legislative Library and Records Management</b>	<b>753,800</b>	<b>753,800</b>	<b>159,168</b>	<b>753,800</b>	-	-





**LEGISLATURE (excluding The Office of the Auditor General)**  
**STATEMENT OF REVENUE AND EXPENDITURE**  
**For the Period 1 April 2021 to 30 June 2021**  
**Unaudited**

	Original Estimates	Operating Budget	Expenditures Plus Encumbrances & Revenues	Projected Total Expenditures & Revenue	Projected Savings (Over- runs) from Original Budget	Projected Savings (Over- runs) from Operating Budget
<b>1.1.03. HANSARD AND THE BROADCAST CENTRE</b>						
01. Salaries	670,800	670,800	145,840	670,800	-	-
Operating Accounts:						
<i>Employee Benefits</i>	600	600	-	600	-	-
<i>Transportation and Communications</i>	7,300	7,300	308	7,300	-	-
<i>Supplies</i>	55,900	55,900	47,975	55,900	-	-
<i>Professional Services</i>	-	-	-	-	-	-
<i>Purchased Services</i>	204,000	204,000	182,453	204,000	-	-
<i>Property, Furnishings and Equipment</i>	10,000	10,000	-	10,000	-	-
02. Operating Accounts	<b>277,800</b>	<b>277,800</b>	<b>230,736</b>	<b>277,800</b>	-	-
	<b>948,600</b>	<b>948,600</b>	<b>376,576</b>	<b>948,600</b>	-	-
02. Revenue - Provincial			-		-	-
<b>Total: Hansard and the Broadcast Centre</b>	<b>948,600</b>	<b>948,600</b>	<b>376,576</b>	<b>948,600</b>	-	-



**LEGISLATURE (excluding The Office of the Auditor General)**  
**STATEMENT OF REVENUE AND EXPENDITURE**  
**For the Period 1 April 2021 to 30 June 2021**  
**Unaudited**

	Original Estimates	Operating Budget	Expenditures Plus Encumbrances & Revenues	Projected Total Expenditures & Revenue	Projected Savings (Over- runs) from Original Budget	Projected Savings (Over- runs) from Operating Budget
<b>1.1.04. MEMBERS' RESOURCES</b>						
01. Salaries	6,689,000	6,681,900	1,692,799	6,681,900	7,100 <sup>1</sup>	-
Operating Accounts:						
<i>Transportation and Communications</i>	5,200	5,200	3,455	5,200	-	-
<i>Supplies</i>	-	-	180	-	-	-
<i>Professional Services</i>	-	7,100	7,075	7,100	(7,100) <sup>2</sup>	-
<i>Purchased Services</i>	10,000	10,000	14,015	10,000	-	-
02. Operating Accounts	<b>15,200</b>	<b>22,300</b>	<b>24,725</b>	<b>22,300</b>	<b>(7,100)</b>	<b>-</b>
09. Allowances and Assistance	2,363,700	2,363,700	727,416	2,363,700	-	-
10. Grants and Subsidies	6,100	6,100	375	6,100	-	-
	9,074,000	9,074,000	2,445,315	9,074,000	-	-
02. Revenue - Provincial	-	-	(34,805)	(53,400)	53,400 <sup>3</sup>	53,400
<b>Total: Members' Resources</b>	<b>9,074,000</b>	<b>9,074,000</b>	<b>2,410,510</b>	<b>9,020,600</b>	<b>53,400</b>	<b>53,400</b>

1. Savings due to less than anticipated costs related to Constituency Assistants and Constituency Assistant Replacements, partially offset by severance and paid leave payments.

2. Projected overruns due to unanticipated legal fees.

3. Revenues mainly related to repayment of excess constituency allowance and return of funds from operational funding grants upon dissolution.



**LEGISLATURE (excluding The Office of the Auditor General)**  
**STATEMENT OF REVENUE AND EXPENDITURE**  
**For the Period 1 April 2021 to 30 June 2021**  
**Unaudited**

	Original Estimates	Operating Budget	Expenditures Plus Encumbrances & Revenues	Projected Total Expenditures & Revenue	Projected Savings (Over- runs) from Original Budget	Projected Savings (Over- runs) from Operating Budget
<b>1.1.05. HOUSE OPERATIONS</b>						
01. Salaries	209,100	209,100	30,772	209,100	-	-
Operating Accounts:						
<i>Employee Benefits</i>	5,900	5,900	-	5,900	-	-
<i>Transportation and Communications</i>	125,000	125,000	3,517	125,000	-	-
<i>Supplies</i>	14,500	14,500	3,224	14,500	-	-
<i>Professional Services</i>	3,900	3,900	-	3,900	-	-
<i>Purchased Services</i>	41,500	41,500	10,643	41,500	-	-
<i>Property, Furnishings and Equipment</i>	57,100	57,100	252	57,100	-	-
02. Operating Accounts	<b>247,900</b>	<b>247,900</b>	<b>17,636</b>	<b>247,900</b>	-	-
10. Grants and Subsidies	11,600	11,600	-	11,600	-	-
	468,600	468,600	48,408	468,600	-	-
02. Revenue - Provincial	-	-	-	-	-	-
<b>Total: House Operations</b>	<b>468,600</b>	<b>468,600</b>	<b>48,408</b>	<b>468,600</b>	-	-



**LEGISLATURE (excluding The Office of the Auditor General)**  
**STATEMENT OF REVENUE AND EXPENDITURE**  
**For the Period 1 April 2021 to 30 June 2021**  
**Unaudited**

	Original Estimates	Operating Budget	Expenditures Plus Encumbrances & Revenues	Projected Total Expenditures & Revenue	Projected Savings (Over- runs) from Original Budget	Projected Savings (Over- runs) from Operating Budget
<b>1.1.06. GOVERNMENT MEMBERS CAUCUS</b>						
01. Salaries	327,200	327,200	65,602	327,200	-	-
Operating Accounts:						
<i>Employee Benefits</i>	1,000	1,000	-	1,000	-	-
<i>Transportation and Communications</i>	19,900	19,900	8,373	19,900	-	-
<i>Supplies</i>	8,600	8,600	3,153	8,600	-	-
<i>Purchased Services</i>	7,500	7,500	2,557	7,500	-	-
<i>Property, Furnishings and Equipment</i>	2,400	2,400	374	2,400	-	-
02. Operating Accounts	<b>39,400</b>	<b>39,400</b>	<b>14,457</b>	<b>39,400</b>	-	-
10. Grants and Subsidies	30,100	30,100	7,882	30,100	-	-
<b>Total: Government Members Caucus</b>	<b>396,700</b>	<b>396,700</b>	<b>87,941</b>	<b>396,700</b>	-	-



**LEGISLATURE (excluding The Office of the Auditor General)**  
**STATEMENT OF REVENUE AND EXPENDITURE**  
**For the Period 1 April 2021 to 30 June 2021**  
**Unaudited**

	Original Estimates	Operating Budget	Expenditures Plus Encumbrances & Revenues	Projected Total Expenditures & Revenue	Projected Savings (Over- runs) from Original Budget	Projected Savings (Over- runs) from Operating Budget
<b>1.1.07. OFFICIAL OPPOSITION CAUCUS</b>						
01. Salaries	1,105,100	1,105,100	274,250	1,105,100	-	-
Operating Accounts:						
<i>Employee Benefits</i>	3,000	3,000	-	3,000	-	-
<i>Transportation and Communications</i>	79,400	79,400	8,850	79,400	-	-
<i>Supplies</i>	24,000	24,000	5,367	24,000	-	-
<i>Purchased Services</i>	22,000	22,000	10,299	22,000	-	-
<i>Property, Furnishings and Equipment</i>	5,500	5,500	2,506	5,500	-	-
02. Operating Accounts	<b>133,900</b>	<b>133,900</b>	<b>27,022</b>	<b>133,900</b>	-	-
10. Grants and Subsidies	19,600	19,600	4,879	19,600	-	-
<b>Total: Official Opposition Caucus</b>	<b>1,258,600</b>	<b>1,258,600</b>	<b>306,151</b>	<b>1,258,600</b>	-	-



**LEGISLATURE (excluding The Office of the Auditor General)**  
**STATEMENT OF REVENUE AND EXPENDITURE**  
**For the Period 1 April 2021 to 30 June 2021**  
**Unaudited**

	Original Estimates	Operating Budget	Expenditures Plus Encumbrances & Revenues	Projected Total Expenditures & Revenue	Projected Savings (Over- runs) from Original Budget	Projected Savings (Over- runs) from Operating Budget
<b>1.1.08. THIRD PARTY CAUCUS</b>						
01. Salaries	405,600	405,600	83,853	405,600	-	-
Operating Accounts:						
<i>Employee Benefits</i>	1,000	1,000	-	1,000	-	-
<i>Transportation and Communications</i>	21,700	21,700	2,362	21,700	-	-
<i>Supplies</i>	8,300	8,300	1,410	8,300	-	-
<i>Purchased Services</i>	7,500	7,500	3,476	7,500	-	-
<i>Property, Furnishings and Equipment</i>	1,800	1,800	190	1,800	-	-
02. Operating Accounts	<b>40,300</b>	<b>40,300</b>	<b>7,438</b>	<b>40,300</b>	-	-
10. Grants and Subsidies	12,100	12,100	3,003	12,100	-	-
<b>Total: Third Party Caucus</b>	<b>458,000</b>	<b>458,000</b>	<b>94,294</b>	<b>458,000</b>	-	-
<b>TOTAL HOUSE OF ASSEMBLY</b>	<b>15,654,000</b>	<b>15,654,000</b>	<b>4,063,275</b>	<b>15,597,900</b>	<b>56,100</b>	<b>56,100</b>



**LEGISLATURE (excluding The Office of the Auditor General)**  
**STATEMENT OF REVENUE AND EXPENDITURE**  
**For the Period 1 April 2021 to 30 June 2021**  
**Unaudited**

	Original Estimates	Operating Budget	Expenditures Plus Encumbrances & Revenues	Projected Total Expenditures & Revenue	Projected Savings (Over- runs) from Original Budget	Projected Savings (Over- runs) from Operating Budget
<b>3.1.01. OFFICE OF THE CHIEF ELECTORAL OFFICER</b>						
01. Salaries	1,174,400	1,174,400	629,187	1,174,400	-	-
Operating Accounts:						
<i>Employee Benefits</i>	4,500	4,500	-	4,500	-	-
<i>Transportation and Communications</i>	244,400	244,400	71,208	244,400	-	-
<i>Supplies</i>	54,000	54,000	9,214	54,000	-	-
<i>Professional Services</i>	113,000	113,000	24,129	113,000	-	-
<i>Purchased Services</i>	459,000	459,000	322,916	459,000	-	-
<i>Property, Furnishings and Equipment</i>	7,000	7,000	211	7,000	-	-
02. Operating Accounts	<b>881,900</b>	<b>881,900</b>	<b>427,678</b>	<b>881,900</b>	-	-
10. Grants and Subsidies	800,000	800,000	133,495	800,000	-	-
	2,856,300	2,856,300	1,190,360	2,856,300	-	-
02. Revenue - Provincial			(426)	(500)	500	500
<b>Total: Office of the Chief Electoral</b>	<b>2,856,300</b>	<b>2,856,300</b>	<b>1,189,934</b>	<b>2,855,800</b>	<b>500</b>	<b>500</b>

1. Revenue due to repayment of salary overpayments related to General Election 2021.



**LEGISLATURE (excluding The Office of the Auditor General)**  
**STATEMENT OF REVENUE AND EXPENDITURE**  
**For the Period 1 April 2021 to 30 June 2021**  
**Unaudited**

	Original Estimates	Operating Budget	Expenditures Plus Encumbrances & Revenues	Projected Total Expenditures & Revenue	Projected Savings (Over- runs) from Original Budget	Projected Savings (Over- runs) from Operating Budget
<b>4.1.01. OFFICE OF THE CITIZENS' REPRESENTATIVE</b>						
01. Salaries	798,100	798,100	165,852	798,100	-	-
Operating Accounts:						
<i>Employee Benefits</i>	7,000	7,000	-	7,000	-	-
<i>Transportation and Communications</i>	34,800	34,800	1,697	34,800	-	-
<i>Supplies</i>	5,000	5,000	2,256	5,000	-	-
<i>Professional Services</i>	69,600	69,600	20,329	69,600	-	-
<i>Purchased Services</i>	108,000	108,000	80,400	108,000	-	-
<i>Property, Furnishings and Equipment</i>	8,000	8,000	73	8,000	-	-
02. Operating Accounts	<b>232,400</b>	<b>232,400</b>	<b>104,755</b>	<b>232,400</b>	-	-
<b>Total: Office of the Citizens' Representative</b>	<b>1,030,500</b>	<b>1,030,500</b>	<b>270,607</b>	<b>1,030,500</b>	-	-





**LEGISLATURE (excluding The Office of the Auditor General)**  
**STATEMENT OF REVENUE AND EXPENDITURE**  
**For the Period 1 April 2021 to 30 June 2021**  
**Unaudited**

	Original Estimates	Operating Budget	Expenditures Plus Encumbrances & Revenues	Projected Total Expenditures & Revenue	Projected Savings (Over- runs) from Original Budget	Projected Savings (Over- runs) from Operating Budget
<b>5.1.01. OFFICE OF THE CHILD AND YOUTH ADVOCATE</b>						
01. Salaries	1,196,600	1,196,600	267,406	1,196,600	-	-
Operating Accounts:						
<i>Employee Benefits</i>	3,500	3,500	531	3,500	-	-
<i>Transportation and Communications</i>	55,400	55,400	4,077	55,400	-	-
<i>Supplies</i>	6,000	6,000	2,036	6,000	-	-
<i>Professional Services</i>	19,000	19,000	675	19,000	-	-
<i>Purchased Services</i>	160,900	160,900	124,338	160,900	-	-
<i>Property, Furnishings and Equipment</i>	4,000	4,000	49	4,000	-	-
02. Operating Accounts	<b>248,800</b>	<b>248,800</b>	<b>131,706</b>	<b>248,800</b>	-	-
<b>Total: Office of the Child and Youth Advocate</b>	<b>1,445,400</b>	<b>1,445,400</b>	<b>399,112</b>	<b>1,445,400</b>	-	-



**LEGISLATURE (excluding The Office of the Auditor General)**  
**STATEMENT OF REVENUE AND EXPENDITURE**  
**For the Period 1 April 2021 to 30 June 2021**  
**Unaudited**

	Original Estimates	Operating Budget	Expenditures Plus Encumbrances & Revenues	Projected Total Expenditures & Revenue	Projected Savings (Over- runs) from Original Budget	Projected Savings (Over- runs) from Operating Budget
<b>6.1.01. OFFICE OF THE INFORMATION AND PRIVACY COMMISSIONER</b>						
01. Salaries	1,161,800	1,161,800	243,565	1,161,800	-	-
Operating Accounts:						
<i>Employee Benefits</i>	4,500	4,500	502	4,500	-	-
<i>Transportation and Communications</i>	32,800	32,800	3,249	32,800	-	-
<i>Supplies</i>	6,700	6,700	1,972	6,700	-	-
<i>Professional Services</i>	50,000	50,000	13,892	50,000	-	-
<i>Purchased Services</i>	122,400	122,400	117,281	122,400	-	-
<i>Property, Furnishings and Equipment</i>	2,000	2,000	650	2,000	-	-
02. Operating Accounts	<b>218,400</b>	<b>218,400</b>	<b>137,546</b>	<b>218,400</b>	-	-
02. Revenue - Provincial			-	(100)	100	100
<b>Total: Office of the Information and Commissioner</b>	<b>1,380,200</b>	<b>1,380,200</b>	<b>381,111</b>	<b>1,380,100</b>	<b>100</b>	<b>100</b>



**LEGISLATURE (excluding The Office of the Auditor General)**  
**STATEMENT OF REVENUE AND EXPENDITURE**  
**For the Period 1 April 2021 to 30 June 2021**  
**Unaudited**

	Original Estimates	Operating Budget	Expenditures Plus Encumbrances & Revenues	Projected Total Expenditures & Revenue	Projected Savings (Over- runs) from Original Budget	Projected Savings (Over- runs) from Operating Budget
<b>7.1.01. OFFICE OF THE SENIORS' ADVOCATE</b>						
01. Salaries	373,100	373,100	76,740	373,100	-	-
Operating Accounts:						
<i>Employee Benefits</i>	5,700	5,700	500	5,700	-	-
<i>Transportation and Communications</i>	45,900	45,900	3,570	45,900	-	-
<i>Supplies</i>	5,000	5,000	1,293	5,000	-	-
<i>Professional Services</i>	9,000	9,000	-	9,000	-	-
<i>Purchased Services</i>	44,000	44,000	33,495	44,000	-	-
<i>Property, Furnishings and Equipment</i>	4,000	4,000	-	4,000	-	-
02. Operating Accounts	<b>113,600</b>	<b>113,600</b>	<b>38,858</b>	<b>113,600</b>	-	-
<b>Total: Office of the Seniors' Advocate</b>	<b>486,700</b>	<b>486,700</b>	<b>115,598</b>	<b>486,700</b>	-	-
<b>TOTAL LEGISLATURE (Excluding the Office of the Auditor General)</b>	<b>22,853,100</b>	<b>22,853,100</b>	<b>6,419,637</b>	<b>22,796,400</b>	<b>56,700</b>	<b>56,700</b>



OFFICE OF THE AUDITOR GENERAL  
STATEMENT OF REVENUE AND EXPENDITURE  
For the Period 1 April 2021 to 30 June 2021  
Unaudited

	Original Estimates	Operating Budget	Actual Expenditures and Revenue	Projected Total Expenditures and Revenue	Projected Savings (Over- runs) from Original Budget	Projected Savings (Over- runs) from Operating Budget
<b>2.1.012. Office of the Auditor General</b>						
01. Salaries	3,299,500	3,299,500	649,457	3,199,500	100,000 <sup>1</sup>	100,000
02. Employee Benefits	94,800	94,800	21,477	94,800	- <sup>2</sup>	-
03. Transportation and Communications	80,000	80,000	2,069	80,000	- <sup>3</sup>	-
04. Supplies	55,000	55,000	2,151	55,000	- <sup>4</sup>	-
05. Professional Services	99,000	99,000	9,342	199,000	(100,000) <sup>5</sup>	(100,000)
06. Purchased Services	225,000	225,000	70,197	225,000	- <sup>6</sup>	-
07. Property, Furnishings and Equipment	21,100	21,100	2,632	21,100	- <sup>7</sup>	-
<b>Total: Office of the Auditor General</b>	<b>3,874,400</b>	<b>3,874,400</b>	<b>757,325</b>	<b>3,874,400</b>	<b>-</b>	<b>-</b>



House of Assembly  
Newfoundland and Labrador  
Member Accountability and Disclosure Report  
**Expenditures Summarized by Category**  
01-Jun-21 to 30-Jun-21

Coady, Siobhan, MHA

Allowance Category	Expenditure Limit for Fiscal Year (Net of HST)	Expenditures Processed 01-Jun-21 to 30-Jun-21 (Net of HST)	Expenditures Year to Date 01-Apr- to 30-Jun-21 (Net of HST)	Funds Available (Net of HST)	Percent Expended to Date
<b>Office Allowances</b>					
Office Accommodations	--	0.00	0.00	--	--
Rental of Short-term Accommodations	--	0.00	0.00	--	--
Office Start-up Costs	--	0.00	0.00	--	--
Office Operations	10,435.00	135.90	222.70	10,212.30	2.1%
<b>Total Office Allowances</b>		<b>135.90</b>	<b>222.70</b>		
<b>Operational Resources</b>					
Operational Resources	--	45.00	90.00	--	--
<b>Total Operational Resources</b>		<b>45.00</b>	<b>90.00</b>		
<b>Travel &amp; Living Allowances</b>					
House in Session	--	0.00	0.00	--	--
House Not in Session	--	0.00	0.00	--	--
Intra & Extra-Constituency Travel	5,217.00	0.00	0.00	5,217.00	0.0%
Helicopter Travel	--	0.00	0.00	--	--
<b>Total Travel &amp; Living Allowances</b>		<b>0.00</b>	<b>0.00</b>		
<b>Constituency Allowance</b>					
Constituency Allowance	2,609.00	0.00	0.00	2,609.00	0.0%
<b>Total Constituency Allowance</b>		<b>0.00</b>	<b>0.00</b>		
<b>Total Expenditures</b>					
		<b>180.90</b>	<b>312.70</b>		

---- End of Report ----



House of Assembly  
Newfoundland and Labrador  
Member Accountability and Disclosure Report  
**Expenditures Summarized by Category**  
01-Jun-21 to 30-Jun-21

CONWAY OTTENHEIMER, HELEN, MHA

Allowance Category	Expenditure Limit for Fiscal Year (Net of HST)	Expenditures Processed 01-Jun-21 to 30-Jun-21 (Net of HST)	Expenditures Year to Date 01-Apr- to 30-Jun-21 (Net of HST)	Funds Available (Net of HST)	Percent Expended to Date
<b>Office Allowances</b>					
Office Accommodations	19,800.00	1,650.00	4,950.00	14,850.00	25.0%
Rental of Short-term Accommodations	--	0.00	0.00	--	--
Office Start-up Costs	--	0.00	0.00	--	--
Office Operations	10,435.00	280.02	1,175.00	9,260.00	11.3%
<b>Total Office Allowances</b>		<b>1,930.02</b>	<b>6,125.00</b>		
<b>Operational Resources</b>					
Operational Resources	--	410.02	2,418.66	--	--
<b>Total Operational Resources</b>		<b>410.02</b>	<b>2,418.66</b>		
<b>Travel &amp; Living Allowances</b>					
House in Session	--	2,083.70	3,309.70	--	--
House Not in Session	--	310.15	364.24	--	--
Intra & Extra-Constituency Travel	6,609.00	554.30	680.51	5,928.49	10.3%
Helicopter Travel	--	0.00	0.00	--	--
<b>Total Travel &amp; Living Allowances</b>		<b>2,948.15</b>	<b>4,354.45</b>		
<b>Constituency Allowance</b>					
Constituency Allowance	2,609.00	14.36	14.36	2,594.64	0.6%
<b>Total Constituency Allowance</b>		<b>14.36</b>	<b>14.36</b>		
<b>Total Expenditures</b>					
		<b>5,302.55</b>	<b>12,912.47</b>		

---- End of Report ----



House of Assembly  
Newfoundland and Labrador  
Member Accountability and Disclosure Report  
**Expenditures Summarized by Category**  
01-Jun-21 to 30-Jun-21

COFFIN, ALISON, MHA

Allowance Category	Expenditure Limit for Fiscal Year (Net of HST)	Expenditures Processed 01-Jun-21 to 30-Jun-21 (Net of HST)	Expenditures Year to Date 01-Apr- to 30-Jun-21 (Net of HST)	Funds Available (Net of HST)	Percent Expended to Date
<b>Office Allowances</b>					
Office Accommodations	--	0.00	0.00	--	--
Rental of Short-term Accommodations	--	0.00	0.00	--	--
Office Start-up Costs	--	0.00	0.00	--	--
Office Operations	--	0.00	0.00	--	--
<b>Total Office Allowances</b>		<b>0.00</b>	<b>0.00</b>		
<b>Operational Resources</b>					
Operational Resources	--	84.45	168.90	--	--
<b>Total Operational Resources</b>		<b>84.45</b>	<b>168.90</b>		
<b>Travel &amp; Living Allowances</b>					
House in Session	--	0.00	0.00	--	--
House Not in Session	--	0.00	0.00	--	--
Intra & Extra-Constituency Travel	--	0.00	0.00	--	--
Helicopter Travel	--	0.00	0.00	--	--
<b>Total Travel &amp; Living Allowances</b>		<b>0.00</b>	<b>0.00</b>		
<b>Constituency Allowance</b>					
Constituency Allowance	--	0.00	0.00	--	--
<b>Total Constituency Allowance</b>		<b>0.00</b>	<b>0.00</b>		
<b>Total Expenditures</b>					
		<b>84.45</b>	<b>168.90</b>		

---- End of Report ----



House of Assembly  
Newfoundland and Labrador  
Member Accountability and Disclosure Report  
**Expenditures Summarized by Category**  
01-Jun-21 to 30-Jun-21

**CROCKER, STEVE, MHA**

Allowance Category	Expenditure Limit for Fiscal Year (Net of HST)	Expenditures Processed 01-Jun-21 to 30-Jun-21 (Net of HST)	Expenditures Year to Date 01-Apr- to 30-Jun-21 (Net of HST)	Funds Available (Net of HST)	Percent Expended to Date
<b>Office Allowances</b>					
Office Accommodations	13,101.00	1,091.67	3,275.01	9,825.99	25.0%
Rental of Short-term Accommodations	--	0.00	0.00	--	--
Office Start-up Costs	--	0.00	0.00	--	--
Office Operations	10,435.00	0.00	1,798.26	8,636.74	17.2%
<b>Total Office Allowances</b>		<b>1,091.67</b>	<b>5,073.27</b>		
<b>Operational Resources</b>					
Operational Resources	--	542.89	1,084.90	--	--
<b>Total Operational Resources</b>		<b>542.89</b>	<b>1,084.90</b>		
<b>Travel &amp; Living Allowances</b>					
House in Session	--	1,190.05	1,741.03	--	--
House Not in Session	--	0.00	112.55	--	--
Intra & Extra-Constituency Travel	7,478.00	0.00	0.00	7,478.00	0.0%
Helicopter Travel	--	0.00	0.00	--	--
<b>Total Travel &amp; Living Allowances</b>		<b>1,190.05</b>	<b>1,853.58</b>		
<b>Constituency Allowance</b>					
Constituency Allowance	2,609.00	0.00	0.00	2,609.00	0.0%
<b>Total Constituency Allowance</b>		<b>0.00</b>	<b>0.00</b>		
<b>Total Expenditures</b>					
		<b>2,824.61</b>	<b>8,011.75</b>		

---- End of Report ----





House of Assembly  
Newfoundland and Labrador  
Member Accountability and Disclosure Report  
**Expenditures Summarized by Category**  
01-Jun-21 to 30-Jun-21

**ABBOTT, JOHN, MHA**

Allowance Category	Expenditure Limit for Fiscal Year (Net of HST)	Expenditures Processed 01-Jun-21 to 30-Jun-21 (Net of HST)	Expenditures Year to Date 01-Apr- to 30-Jun-21 (Net of HST)	Funds Available (Net of HST)	Percent Expended to Date
<b>Office Allowances</b>					
Office Accommodations	--	0.00	0.00	--	--
Rental of Short-term Accommodations	--	0.00	0.00	--	--
Office Start-up Costs	870.00	0.00	0.00	870.00	0.0%
Office Operations	10,435.00	231.30	231.30	10,203.70	2.2%
<b>Total Office Allowances</b>		<b>231.30</b>	<b>231.30</b>		
<b>Operational Resources</b>					
Operational Resources	--	20.00	20.00	--	--
<b>Total Operational Resources</b>		<b>20.00</b>	<b>20.00</b>		
<b>Travel &amp; Living Allowances</b>					
House in Session	--	0.00	0.00	--	--
House Not in Session	--	0.00	0.00	--	--
Intra & Extra-Constituency Travel	5,217.00	5.92	5.92	5,211.08	0.1%
Helicopter Travel	--	0.00	0.00	--	--
<b>Total Travel &amp; Living Allowances</b>		<b>5.92</b>	<b>5.92</b>		
<b>Constituency Allowance</b>					
Constituency Allowance	2,609.00	0.00	0.00	2,609.00	0.0%
<b>Total Constituency Allowance</b>		<b>0.00</b>	<b>0.00</b>		
<b>Total Expenditures</b>					
		<b>257.22</b>	<b>257.22</b>		

---- End of Report ----



House of Assembly  
Newfoundland and Labrador  
Member Accountability and Disclosure Report  
**Expenditures Summarized by Category**  
01-Jun-21 to 30-Jun-21

HOGAN, JOHN, MHA

Allowance Category	Expenditure Limit for Fiscal Year (Net of HST)	Expenditures Processed 01-Jun-21 to 30-Jun-21 (Net of HST)	Expenditures Year to Date 01-Apr- to 30-Jun-21 (Net of HST)	Funds Available (Net of HST)	Percent Expended to Date
<b>Office Allowances</b>					
Office Accommodations	--	0.00	0.00	--	--
Rental of Short-term Accommodations	--	0.00	0.00	--	--
Office Start-up Costs	870.00	0.00	0.00	870.00	0.0%
Office Operations	10,435.00	0.00	0.00	10,435.00	0.0%
<b>Total Office Allowances</b>		<b>0.00</b>	<b>0.00</b>		
<b>Operational Resources</b>					
Operational Resources	--	45.00	90.00	--	--
<b>Total Operational Resources</b>		<b>45.00</b>	<b>90.00</b>		
<b>Travel &amp; Living Allowances</b>					
House in Session	--	0.00	0.00	--	--
House Not in Session	--	0.00	0.00	--	--
Intra & Extra-Constituency Travel	5,217.00	0.00	0.00	5,217.00	0.0%
Helicopter Travel	--	0.00	0.00	--	--
<b>Total Travel &amp; Living Allowances</b>		<b>0.00</b>	<b>0.00</b>		
<b>Constituency Allowance</b>					
Constituency Allowance	2,609.00	0.00	0.00	2,609.00	0.0%
<b>Total Constituency Allowance</b>		<b>0.00</b>	<b>0.00</b>		
<b>Total Expenditures</b>					
		<b>45.00</b>	<b>90.00</b>		

---- End of Report ----



House of Assembly  
Newfoundland and Labrador  
Member Accountability and Disclosure Report  
**Expenditures Summarized by Category**  
01-Jun-21 to 30-Jun-21

**Bragg, Derrick, MHA**

Allowance Category	Expenditure Limit for Fiscal Year (Net of HST)	Expenditures Processed 01-Jun-21 to 30-Jun-21 (Net of HST)	Expenditures Year to Date 01-Apr- to 30-Jun-21 (Net of HST)	Funds Available (Net of HST)	Percent Expended to Date
<b>Office Allowances</b>					
Office Accommodations	14,400.00	1,200.00	3,600.00	10,800.00	25.0%
Rental of Short-term Accommodations	--	0.00	0.00	--	--
Office Start-up Costs	--	0.00	0.00	--	--
Office Operations	10,435.00	0.00	148.31	10,286.69	1.4%
<b>Total Office Allowances</b>		<b>1,200.00</b>	<b>3,748.31</b>		
<b>Operational Resources</b>					
Operational Resources	--	338.31	680.45	--	--
<b>Total Operational Resources</b>		<b>338.31</b>	<b>680.45</b>		
<b>Travel &amp; Living Allowances</b>					
House in Session	--	1,893.18	3,872.34	--	--
House Not in Session	--	0.00	0.00	--	--
Intra & Extra-Constituency Travel	11,043.00	146.00	625.45	10,417.55	5.7%
Helicopter Travel	--	0.00	0.00	--	--
<b>Total Travel &amp; Living Allowances</b>		<b>2,039.18</b>	<b>4,497.79</b>		
<b>Constituency Allowance</b>					
Constituency Allowance	2,609.00	0.00	0.00	2,609.00	0.0%
<b>Total Constituency Allowance</b>		<b>0.00</b>	<b>0.00</b>		
<b>Total Expenditures</b>					
		<b>3,577.49</b>	<b>8,926.55</b>		

---- End of Report ----



House of Assembly  
Newfoundland and Labrador  
Member Accountability and Disclosure Report  
**Expenditures Summarized by Category**  
01-Jun-21 to 30-Jun-21

**Bennett, Derek, MHA**

Allowance Category	Expenditure Limit for Fiscal Year (Net of HST)	Expenditures Processed 01-Jun-21 to 30-Jun-21 (Net of HST)	Expenditures Year to Date 01-Apr- to 30-Jun-21 (Net of HST)	Funds Available (Net of HST)	Percent Expended to Date
<b>Office Allowances</b>					
Office Accommodations	--	0.00	0.00	--	--
Rental of Short-term Accommodations	--	0.00	0.00	--	--
Office Start-up Costs	--	0.00	0.00	--	--
Office Operations	10,435.00	0.00	0.00	10,435.00	0.0%
<b>Total Office Allowances</b>		<b>0.00</b>	<b>0.00</b>		
<b>Operational Resources</b>					
Operational Resources	--	234.53	561.59	--	--
<b>Total Operational Resources</b>		<b>234.53</b>	<b>561.59</b>		
<b>Travel &amp; Living Allowances</b>					
House in Session	--	2,181.31	4,308.33	--	--
House Not in Session	--	1,004.50	1,004.50	--	--
Intra & Extra-Constituency Travel	8,000.00	665.11	665.11	7,334.89	8.3%
Helicopter Travel	--	0.00	0.00	--	--
<b>Total Travel &amp; Living Allowances</b>		<b>3,850.92</b>	<b>5,977.94</b>		
<b>Constituency Allowance</b>					
Constituency Allowance	2,609.00	157.14	157.14	2,451.86	6.0%
<b>Total Constituency Allowance</b>		<b>157.14</b>	<b>157.14</b>		
<b>Total Expenditures</b>					
		<b>4,242.59</b>	<b>6,696.67</b>		

---- End of Report ----



House of Assembly  
Newfoundland and Labrador  
Member Accountability and Disclosure Report  
**Expenditures Summarized by Category**  
01-Jun-21 to 30-Jun-21

**BRAZIL, DAVID, MHA**

Allowance Category	Expenditure Limit for Fiscal Year (Net of HST)	Expenditures Processed 01-Jun-21 to 30-Jun-21 (Net of HST)	Expenditures Year to Date 01-Apr- to 30-Jun-21 (Net of HST)	Funds Available (Net of HST)	Percent Expended to Date
<b>Office Allowances</b>					
Office Accommodations	--	0.00	0.00	--	--
Rental of Short-term Accommodations	--	0.00	0.00	--	--
Office Start-up Costs	--	0.00	0.00	--	--
Office Operations	10,435.00	1.92	1,182.97	9,252.03	11.3%
<b>Total Office Allowances</b>		<b>1.92</b>	<b>1,182.97</b>		
<b>Operational Resources</b>					
Operational Resources	--	105.61	206.45	--	--
<b>Total Operational Resources</b>		<b>105.61</b>	<b>206.45</b>		
<b>Travel &amp; Living Allowances</b>					
House in Session	--	0.00	0.00	--	--
House Not in Session	--	0.00	0.00	--	--
Intra & Extra-Constituency Travel	6,696.00	216.02	216.02	6,479.98	3.2%
Helicopter Travel	--	0.00	0.00	--	--
<b>Total Travel &amp; Living Allowances</b>		<b>216.02</b>	<b>216.02</b>		
<b>Constituency Allowance</b>					
Constituency Allowance	2,609.00	63.13	185.94	2,423.06	7.1%
<b>Total Constituency Allowance</b>		<b>63.13</b>	<b>185.94</b>		
<b>Total Expenditures</b>					
		<b>386.68</b>	<b>1,791.38</b>		

---- End of Report ----



House of Assembly  
Newfoundland and Labrador  
Member Accountability and Disclosure Report  
**Expenditures Summarized by Category**  
01-Jun-21 to 30-Jun-21

**BROWN, JORDAN, MHA**

Allowance Category	Expenditure Limit for Fiscal Year (Net of HST)	Expenditures Processed 01-Jun-21 to 30-Jun-21 (Net of HST)	Expenditures Year to Date 01-Apr- to 30-Jun-21 (Net of HST)	Funds Available (Net of HST)	Percent Expended to Date
<b>Office Allowances</b>					
Office Accommodations	--	0.00	0.00	--	--
Rental of Short-term Accommodations	--	0.00	0.00	--	--
Office Start-up Costs	--	0.00	0.00	--	--
Office Operations	10,435.00	0.00	268.28	10,166.72	2.6%
<b>Total Office Allowances</b>		<b>0.00</b>	<b>268.28</b>		
<b>Operational Resources</b>					
Operational Resources	--	159.63	308.72	--	--
<b>Total Operational Resources</b>		<b>159.63</b>	<b>308.72</b>		
<b>Travel &amp; Living Allowances</b>					
House in Session	--	0.00	2,271.91	--	--
House Not in Session	--	0.00	0.00	--	--
Intra & Extra-Constituency Travel	5,739.00	450.58	450.58	5,288.42	7.9%
Helicopter Travel	--	0.00	0.00	--	--
<b>Total Travel &amp; Living Allowances</b>		<b>450.58</b>	<b>2,722.49</b>		
<b>Constituency Allowance</b>					
Constituency Allowance	2,609.00	0.00	0.00	2,609.00	0.0%
<b>Total Constituency Allowance</b>		<b>0.00</b>	<b>0.00</b>		
<b>Total Expenditures</b>					
		<b>610.21</b>	<b>3,299.49</b>		

---- End of Report ----



House of Assembly  
Newfoundland and Labrador  
Member Accountability and Disclosure Report  
**Expenditures Summarized by Category**  
01-Jun-21 to 30-Jun-21

Byrne, Gerry, MHA

Allowance Category	Expenditure Limit for Fiscal Year (Net of HST)	Expenditures Processed 01-Jun-21 to 30-Jun-21 (Net of HST)	Expenditures Year to Date 01-Apr- to 30-Jun-21 (Net of HST)	Funds Available (Net of HST)	Percent Expended to Date
<b>Office Allowances</b>					
Office Accommodations	--	0.00	0.00	--	--
Rental of Short-term Accommodations	--	0.00	0.00	--	--
Office Start-up Costs	--	0.00	0.00	--	--
Office Operations	10,435.00	1.92	1.92	10,433.08	0.0%
<b>Total Office Allowances</b>		<b>1.92</b>	<b>1.92</b>		
<b>Operational Resources</b>					
Operational Resources	--	162.41	796.79	--	--
<b>Total Operational Resources</b>		<b>162.41</b>	<b>796.79</b>		
<b>Travel &amp; Living Allowances</b>					
House in Session	--	3,632.96	5,942.26	--	--
House Not in Session	--	0.00	0.00	--	--
Intra & Extra-Constituency Travel	5,217.00	0.00	0.00	5,217.00	0.0%
Helicopter Travel	--	0.00	0.00	--	--
<b>Total Travel &amp; Living Allowances</b>		<b>3,632.96</b>	<b>5,942.26</b>		
<b>Constituency Allowance</b>					
Constituency Allowance	2,609.00	0.00	0.00	2,609.00	0.0%
<b>Total Constituency Allowance</b>		<b>0.00</b>	<b>0.00</b>		
<b>Total Expenditures</b>					
		<b>3,797.29</b>	<b>6,740.97</b>		

---- End of Report ----



House of Assembly  
Newfoundland and Labrador  
Member Accountability and Disclosure Report  
**Expenditures Summarized by Category**  
01-Jun-21 to 30-Jun-21

Davis, Bernard, MHA

Allowance Category	Expenditure Limit for Fiscal Year (Net of HST)	Expenditures Processed 01-Jun-21 to 30-Jun-21 (Net of HST)	Expenditures Year to Date 01-Apr- to 30-Jun-21 (Net of HST)	Funds Available (Net of HST)	Percent Expended to Date
<b>Office Allowances</b>					
Office Accommodations	--	0.00	0.00	--	--
Rental of Short-term Accommodations	--	0.00	0.00	--	--
Office Start-up Costs	--	0.00	0.00	--	--
Office Operations	10,435.00	0.00	179.04	10,255.96	1.7%
<b>Total Office Allowances</b>		<b>0.00</b>	<b>179.04</b>		
<b>Operational Resources</b>					
Operational Resources	--	45.00	100.00	--	--
<b>Total Operational Resources</b>		<b>45.00</b>	<b>100.00</b>		
<b>Travel &amp; Living Allowances</b>					
House in Session	--	0.00	0.00	--	--
House Not in Session	--	0.00	0.00	--	--
Intra & Extra-Constituency Travel	5,217.00	0.00	0.00	5,217.00	0.0%
Helicopter Travel	--	0.00	0.00	--	--
<b>Total Travel &amp; Living Allowances</b>		<b>0.00</b>	<b>0.00</b>		
<b>Constituency Allowance</b>					
Constituency Allowance	2,609.00	0.00	100.86	2,508.14	3.9%
<b>Total Constituency Allowance</b>		<b>0.00</b>	<b>100.86</b>		
<b>Total Expenditures</b>					
		<b>45.00</b>	<b>379.90</b>		

---- End of Report ----





House of Assembly  
Newfoundland and Labrador  
Member Accountability and Disclosure Report  
**Expenditures Summarized by Category**  
01-Jun-21 to 30-Jun-21

**DEMPSTER, LISA, MHA**

Allowance Category	Expenditure Limit for Fiscal Year (Net of HST)	Expenditures Processed 01-Jun-21 to 30-Jun-21 (Net of HST)	Expenditures Year to Date 01-Apr- to 30-Jun-21 (Net of HST)	Funds Available (Net of HST)	Percent Expended to Date
<b>Office Allowances</b>					
Office Accommodations	15,192.00	1,266.00	3,798.00	11,394.00	25.0%
Rental of Short-term Accommodations	--	0.00	0.00	--	--
Office Start-up Costs	--	0.00	0.00	--	--
Office Operations	10,435.00	652.36	1,590.35	8,844.65	15.2%
<b>Total Office Allowances</b>		<b>1,918.36</b>	<b>5,388.35</b>		
<b>Operational Resources</b>					
Operational Resources	--	524.46	1,037.68	--	--
<b>Total Operational Resources</b>		<b>524.46</b>	<b>1,037.68</b>		
<b>Travel &amp; Living Allowances</b>					
House in Session	--	409.37	1,433.48	--	--
House Not in Session	--	0.00	118.79	--	--
Intra & Extra-Constituency Travel	22,261.00	23.97	23.97	22,237.03	0.1%
Helicopter Travel	18,261.00	0.00	0.00	18,261.00	0.0%
<b>Total Travel &amp; Living Allowances</b>		<b>433.34</b>	<b>1,576.24</b>		
<b>Constituency Allowance</b>					
Constituency Allowance	2,609.00	43.61	43.61	2,565.39	1.7%
<b>Total Constituency Allowance</b>		<b>43.61</b>	<b>43.61</b>		
<b>Total Expenditures</b>					
		<b>2,919.77</b>	<b>8,045.88</b>		

---- End of Report ----



House of Assembly  
Newfoundland and Labrador  
Member Accountability and Disclosure Report  
**Expenditures Summarized by Category**  
01-Jun-21 to 30-Jun-21

DINN, JIM, MHA

Allowance Category	Expenditure Limit for Fiscal Year (Net of HST)	Expenditures Processed 01-Jun-21 to 30-Jun-21 (Net of HST)	Expenditures Year to Date 01-Apr- to 30-Jun-21 (Net of HST)	Funds Available (Net of HST)	Percent Expended to Date
<b>Office Allowances</b>					
Office Accommodations	--	0.00	0.00	--	--
Rental of Short-term Accommodations	--	0.00	0.00	--	--
Office Start-up Costs	--	0.00	0.00	--	--
Office Operations	10,435.00	0.00	104.00	10,331.00	1.0%
<b>Total Office Allowances</b>		<b>0.00</b>	<b>104.00</b>		
<b>Operational Resources</b>					
Operational Resources	--	85.52	171.63	--	--
<b>Total Operational Resources</b>		<b>85.52</b>	<b>171.63</b>		
<b>Travel &amp; Living Allowances</b>					
House in Session	--	0.00	0.00	--	--
House Not in Session	--	0.00	0.00	--	--
Intra & Extra-Constituency Travel	5,217.00	0.00	0.00	5,217.00	0.0%
Helicopter Travel	--	0.00	0.00	--	--
<b>Total Travel &amp; Living Allowances</b>		<b>0.00</b>	<b>0.00</b>		
<b>Constituency Allowance</b>					
Constituency Allowance	2,609.00	0.00	0.00	2,609.00	0.0%
<b>Total Constituency Allowance</b>		<b>0.00</b>	<b>0.00</b>		
<b>Total Expenditures</b>					
		<b>85.52</b>	<b>275.63</b>		

---- End of Report ----



House of Assembly  
Newfoundland and Labrador  
Member Accountability and Disclosure Report  
**Expenditures Summarized by Category**  
01-Jun-21 to 30-Jun-21

EVANS, LELA, MHA

Allowance Category	Expenditure Limit for Fiscal Year (Net of HST)	Expenditures Processed 01-Jun-21 to 30-Jun-21 (Net of HST)	Expenditures Year to Date 01-Apr- to 30-Jun-21 (Net of HST)	Funds Available (Net of HST)	Percent Expended to Date
<b>Office Allowances</b>					
Office Accommodations	--	0.00	0.00	--	--
Rental of Short-term Accommodations	--	0.00	0.00	--	--
Office Start-up Costs	--	0.00	0.00	--	--
Office Operations	10,435.00	515.00	665.45	9,769.55	6.4%
<b>Total Office Allowances</b>		<b>515.00</b>	<b>665.45</b>		
<b>Operational Resources</b>					
Operational Resources	--	95.15	190.02	--	--
<b>Total Operational Resources</b>		<b>95.15</b>	<b>190.02</b>		
<b>Travel &amp; Living Allowances</b>					
House in Session	--	0.00	0.00	--	--
House Not in Session	--	0.00	2,027.35	--	--
Intra & Extra-Constituency Travel	18,000.00	0.00	0.00	18,000.00	0.0%
Helicopter Travel	9,130.00	0.00	0.00	9,130.00	0.0%
<b>Total Travel &amp; Living Allowances</b>		<b>0.00</b>	<b>2,027.35</b>		
<b>Constituency Allowance</b>					
Constituency Allowance	2,609.00	0.00	0.00	2,609.00	0.0%
<b>Total Constituency Allowance</b>		<b>0.00</b>	<b>0.00</b>		
<b>Total Expenditures</b>					
		<b>610.15</b>	<b>2,882.82</b>		

---- End of Report ----



House of Assembly  
Newfoundland and Labrador  
Member Accountability and Disclosure Report  
**Expenditures Summarized by Category**  
01-Jun-21 to 30-Jun-21

DWYER, JEFF, MHA

Allowance Category	Expenditure Limit for Fiscal Year (Net of HST)	Expenditures Processed 01-Jun-21 to 30-Jun-21 (Net of HST)	Expenditures Year to Date 01-Apr- to 30-Jun-21 (Net of HST)	Funds Available (Net of HST)	Percent Expended to Date
<b>Office Allowances</b>					
Office Accommodations	16,000.00	1,333.33	3,999.99	12,000.01	25.0%
Rental of Short-term Accommodations	--	0.00	0.00	--	--
Office Start-up Costs	--	0.00	0.00	--	--
Office Operations	10,435.00	177.08	177.08	10,257.92	1.7%
<b>Total Office Allowances</b>		<b>1,510.41</b>	<b>4,177.07</b>		
<b>Operational Resources</b>					
Operational Resources	--	174.21	333.98	--	--
<b>Total Operational Resources</b>		<b>174.21</b>	<b>333.98</b>		
<b>Travel &amp; Living Allowances</b>					
House in Session	--	0.00	0.00	--	--
House Not in Session	--	475.76	1,000.24	--	--
Intra & Extra-Constituency Travel	12,000.00	600.81	1,291.98	10,708.02	10.8%
Helicopter Travel	--	0.00	0.00	--	--
<b>Total Travel &amp; Living Allowances</b>		<b>1,076.57</b>	<b>2,292.22</b>		
<b>Constituency Allowance</b>					
Constituency Allowance	2,609.00	0.00	0.00	2,609.00	0.0%
<b>Total Constituency Allowance</b>		<b>0.00</b>	<b>0.00</b>		
<b>Total Expenditures</b>					
		<b>2,761.19</b>	<b>6,803.27</b>		

---- End of Report ----



House of Assembly  
Newfoundland and Labrador  
Member Accountability and Disclosure Report  
**Expenditures Summarized by Category**  
01-Jun-21 to 30-Jun-21

**DINN, PAUL, MHA**

Allowance Category	Expenditure Limit for Fiscal Year (Net of HST)	Expenditures Processed 01-Jun-21 to 30-Jun-21 (Net of HST)	Expenditures Year to Date 01-Apr- to 30-Jun-21 (Net of HST)	Funds Available (Net of HST)	Percent Expended to Date
<b>Office Allowances</b>					
Office Accommodations	16,000.00	1,333.33	3,999.99	12,000.01	25.0%
Rental of Short-term Accommodations	--	0.00	0.00	--	--
Office Start-up Costs	--	0.00	0.00	--	--
Office Operations	10,435.00	168.00	988.03	9,446.97	9.5%
<b>Total Office Allowances</b>		<b>1,501.33</b>	<b>4,988.02</b>		
<b>Operational Resources</b>					
Operational Resources	--	218.60	472.88	--	--
<b>Total Operational Resources</b>		<b>218.60</b>	<b>472.88</b>		
<b>Travel &amp; Living Allowances</b>					
House in Session	--	0.00	0.00	--	--
House Not in Session	--	0.00	0.00	--	--
Intra & Extra-Constituency Travel	5,217.00	0.00	0.00	5,217.00	0.0%
Helicopter Travel	--	0.00	0.00	--	--
<b>Total Travel &amp; Living Allowances</b>		<b>0.00</b>	<b>0.00</b>		
<b>Constituency Allowance</b>					
Constituency Allowance	2,609.00	0.00	0.00	2,609.00	0.0%
<b>Total Constituency Allowance</b>		<b>0.00</b>	<b>0.00</b>		
<b>Total Expenditures</b>		<b>1,719.93</b>	<b>5,460.90</b>		

---- End of Report ----



House of Assembly  
Newfoundland and Labrador  
Member Accountability and Disclosure Report  
**Expenditures Summarized by Category**  
01-Jun-21 to 30-Jun-21

**PIKE, PAUL, MHA**

Allowance Category	Expenditure Limit for Fiscal Year (Net of HST)	Expenditures Processed 01-Jun-21 to 30-Jun-21 (Net of HST)	Expenditures Year to Date 01-Apr- to 30-Jun-21 (Net of HST)	Funds Available (Net of HST)	Percent Expended to Date
<b>Office Allowances</b>					
Office Accommodations	15,545.00	1,295.36	2,590.72	12,954.28	16.7%
Rental of Short-term Accommodations	--	0.00	0.00	--	--
Office Start-up Costs	870.00	0.00	298.44	571.56	34.3%
Office Operations	10,435.00	110.37	302.90	10,132.10	2.9%
<b>Total Office Allowances</b>		<b>1,405.73</b>	<b>3,192.06</b>		
<b>Operational Resources</b>					
Operational Resources	--	2,329.09	2,800.67	--	--
<b>Total Operational Resources</b>		<b>2,329.09</b>	<b>2,800.67</b>		
<b>Travel &amp; Living Allowances</b>					
House in Session	--	2,439.37	2,439.37	--	--
House Not in Session	--	1,703.87	1,703.87	--	--
Intra & Extra-Constituency Travel	11,043.00	847.37	847.37	10,195.63	7.7%
Helicopter Travel	--	0.00	0.00	--	--
<b>Total Travel &amp; Living Allowances</b>		<b>4,990.61</b>	<b>4,990.61</b>		
<b>Constituency Allowance</b>					
Constituency Allowance	2,609.00	0.00	0.00	2,609.00	0.0%
<b>Total Constituency Allowance</b>		<b>0.00</b>	<b>0.00</b>		
<b>Total Expenditures</b>		<b>8,725.43</b>	<b>10,983.34</b>		

---- End of Report ----



House of Assembly  
Newfoundland and Labrador  
Member Accountability and Disclosure Report  
**Expenditures Summarized by Category**  
01-Jun-21 to 30-Jun-21

HOWELL, KRISTA LYNN, MHA

Allowance Category	Expenditure Limit for Fiscal Year (Net of HST)	Expenditures Processed 01-Jun-21 to 30-Jun-21 (Net of HST)	Expenditures Year to Date 01-Apr- to 30-Jun-21 (Net of HST)	Funds Available (Net of HST)	Percent Expended to Date
<b>Office Allowances</b>					
Office Accommodations	--	0.00	0.00	--	--
Rental of Short-term Accommodations	--	0.00	0.00	--	--
Office Start-up Costs	870.00	0.00	0.00	870.00	0.0%
Office Operations	10,435.00	0.00	0.00	10,435.00	0.0%
<b>Total Office Allowances</b>		<b>0.00</b>	<b>0.00</b>		
<b>Operational Resources</b>					
Operational Resources	--	219.79	512.58	--	--
<b>Total Operational Resources</b>		<b>219.79</b>	<b>512.58</b>		
<b>Travel &amp; Living Allowances</b>					
House in Session	--	0.00	0.00	--	--
House Not in Session	--	0.00	0.00	--	--
Intra & Extra-Constituency Travel	10,609.00	0.00	0.00	10,609.00	0.0%
Helicopter Travel	--	0.00	0.00	--	--
<b>Total Travel &amp; Living Allowances</b>		<b>0.00</b>	<b>0.00</b>		
<b>Constituency Allowance</b>					
Constituency Allowance	2,609.00	0.00	0.00	2,609.00	0.0%
<b>Total Constituency Allowance</b>		<b>0.00</b>	<b>0.00</b>		
<b>Total Expenditures</b>					
		<b>219.79</b>	<b>512.58</b>		

---- End of Report ----



House of Assembly  
Newfoundland and Labrador  
Member Accountability and Disclosure Report  
**Expenditures Summarized by Category**  
01-Jun-21 to 30-Jun-21

STOYLES, LUCY, MHA

Allowance Category	Expenditure Limit for Fiscal Year (Net of HST)	Expenditures Processed 01-Jun-21 to 30-Jun-21 (Net of HST)	Expenditures Year to Date 01-Apr- to 30-Jun-21 (Net of HST)	Funds Available (Net of HST)	Percent Expended to Date
<b>Office Allowances</b>					
Office Accommodations	--	0.00	0.00	--	--
Rental of Short-term Accommodations	--	0.00	0.00	--	--
Office Start-up Costs	870.00	0.00	100.98	769.02	11.6%
Office Operations	10,435.00	0.00	1,344.43	9,090.57	12.9%
<b>Total Office Allowances</b>		<b>0.00</b>	<b>1,445.41</b>		
<b>Operational Resources</b>					
Operational Resources	--	84.96	2,743.55	--	--
<b>Total Operational Resources</b>		<b>84.96</b>	<b>2,743.55</b>		
<b>Travel &amp; Living Allowances</b>					
House in Session	--	0.00	0.00	--	--
House Not in Session	--	0.00	0.00	--	--
Intra & Extra-Constituency Travel	5,217.00	206.10	206.10	5,010.90	4.0%
Helicopter Travel	--	0.00	0.00	--	--
<b>Total Travel &amp; Living Allowances</b>		<b>206.10</b>	<b>206.10</b>		
<b>Constituency Allowance</b>					
Constituency Allowance	2,609.00	0.00	0.00	2,609.00	0.0%
<b>Total Constituency Allowance</b>		<b>0.00</b>	<b>0.00</b>		
<b>Total Expenditures</b>		<b>291.06</b>	<b>4,395.06</b>		

---- End of Report ----





House of Assembly  
Newfoundland and Labrador  
Member Accountability and Disclosure Report  
**Expenditures Summarized by Category**  
01-Jun-21 to 30-Jun-21

WALL, JOEDY, MHA

Allowance Category	Expenditure Limit for Fiscal Year (Net of HST)	Expenditures Processed 01-Jun-21 to 30-Jun-21 (Net of HST)	Expenditures Year to Date 01-Apr- to 30-Jun-21 (Net of HST)	Funds Available (Net of HST)	Percent Expended to Date
<b>Office Allowances</b>					
Office Accommodations	--	0.00	0.00	--	--
Rental of Short-term Accommodations	--	0.00	0.00	--	--
Office Start-up Costs	870.00	34.50	327.73	542.27	37.7%
Office Operations	10,435.00	204.98	2,338.12	8,096.88	22.4%
<b>Total Office Allowances</b>		<b>239.48</b>	<b>2,665.85</b>		
<b>Operational Resources</b>					
Operational Resources	--	95.23	174.85	--	--
<b>Total Operational Resources</b>		<b>95.23</b>	<b>174.85</b>		
<b>Travel &amp; Living Allowances</b>					
House in Session	--	0.00	0.00	--	--
House Not in Session	--	0.00	0.00	--	--
Intra & Extra-Constituency Travel	6,261.00	227.19	235.15	6,025.85	3.8%
Helicopter Travel	--	0.00	0.00	--	--
<b>Total Travel &amp; Living Allowances</b>		<b>227.19</b>	<b>235.15</b>		
<b>Constituency Allowance</b>					
Constituency Allowance	2,609.00	44.30	116.00	2,493.00	4.4%
<b>Total Constituency Allowance</b>		<b>44.30</b>	<b>116.00</b>		
<b>Total Expenditures</b>		<b>606.20</b>	<b>3,191.85</b>		

---- End of Report ----



House of Assembly  
Newfoundland and Labrador  
Member Accountability and Disclosure Report  
**Expenditures Summarized by Category**  
01-Jun-21 to 30-Jun-21

LOVELESS, ELVIS, MHA

Allowance Category	Expenditure Limit for Fiscal Year (Net of HST)	Expenditures Processed 01-Jun-21 to 30-Jun-21 (Net of HST)	Expenditures Year to Date 01-Apr- to 30-Jun-21 (Net of HST)	Funds Available (Net of HST)	Percent Expended to Date
<b>Office Allowances</b>					
Office Accommodations	11,700.00	975.00	2,925.00	8,775.00	25.0%
Rental of Short-term Accommodations	--	0.00	0.00	--	--
Office Start-up Costs	--	0.00	0.00	--	--
Office Operations	10,435.00	0.00	981.67	9,453.33	9.4%
<b>Total Office Allowances</b>		<b>975.00</b>	<b>3,906.67</b>		
<b>Operational Resources</b>					
Operational Resources	--	237.35	553.02	--	--
<b>Total Operational Resources</b>		<b>237.35</b>	<b>553.02</b>		
<b>Travel &amp; Living Allowances</b>					
House in Session	--	2,130.41	4,551.46	--	--
House Not in Session	--	701.75	701.75	--	--
Intra & Extra-Constituency Travel	14,174.00	295.47	295.47	13,878.53	2.1%
Helicopter Travel	21,391.00	0.00	0.00	21,391.00	0.0%
<b>Total Travel &amp; Living Allowances</b>		<b>3,127.63</b>	<b>5,548.68</b>		
<b>Constituency Allowance</b>					
Constituency Allowance	2,609.00	0.00	0.00	2,609.00	0.0%
<b>Total Constituency Allowance</b>		<b>0.00</b>	<b>0.00</b>		
<b>Total Expenditures</b>					
		<b>4,339.98</b>	<b>10,008.37</b>		

---- End of Report ----



House of Assembly  
Newfoundland and Labrador  
Member Accountability and Disclosure Report  
**Expenditures Summarized by Category**  
01-Jun-21 to 30-Jun-21

O'DRISCOLL, LOYOLA, MHA

Allowance Category	Expenditure Limit for Fiscal Year (Net of HST)	Expenditures Processed 01-Jun-21 to 30-Jun-21 (Net of HST)	Expenditures Year to Date 01-Apr- to 30-Jun-21 (Net of HST)	Funds Available (Net of HST)	Percent Expended to Date
<b>Office Allowances</b>					
Office Accommodations	--	0.00	0.00	--	--
Rental of Short-term Accommodations	--	0.00	0.00	--	--
Office Start-up Costs	--	0.00	0.00	--	--
Office Operations	10,435.00	911.12	1,088.72	9,346.28	10.4%
<b>Total Office Allowances</b>		<b>911.12</b>	<b>1,088.72</b>		
<b>Operational Resources</b>					
Operational Resources	--	90.45	180.20	--	--
<b>Total Operational Resources</b>		<b>90.45</b>	<b>180.20</b>		
<b>Travel &amp; Living Allowances</b>					
House in Session	--	0.00	0.00	--	--
House Not in Session	--	0.00	0.00	--	--
Intra & Extra-Constituency Travel	8,783.00	1,024.96	1,024.96	7,758.04	11.7%
Helicopter Travel	--	0.00	0.00	--	--
<b>Total Travel &amp; Living Allowances</b>		<b>1,024.96</b>	<b>1,024.96</b>		
<b>Constituency Allowance</b>					
Constituency Allowance	2,609.00	45.37	45.37	2,563.63	1.7%
<b>Total Constituency Allowance</b>		<b>45.37</b>	<b>45.37</b>		
<b>Total Expenditures</b>					
		<b>2,071.90</b>	<b>2,339.25</b>		

---- End of Report ----



House of Assembly  
Newfoundland and Labrador  
Member Accountability and Disclosure Report  
**Expenditures Summarized by Category**  
01-Jun-21 to 30-Jun-21

**PARDY, CRAIG, MHA**

Allowance Category	Expenditure Limit for Fiscal Year (Net of HST)	Expenditures Processed 01-Jun-21 to 30-Jun-21 (Net of HST)	Expenditures Year to Date 01-Apr- to 30-Jun-21 (Net of HST)	Funds Available (Net of HST)	Percent Expended to Date
<b>Office Allowances</b>					
Office Accommodations	17,700.00	1,475.00	4,425.00	13,275.00	25.0%
Rental of Short-term Accommodations	--	0.00	0.00	--	--
Office Start-up Costs	--	0.00	0.00	--	--
Office Operations	10,435.00	309.01	3,232.89	7,202.11	31.0%
<b>Total Office Allowances</b>		<b>1,784.01</b>	<b>7,657.89</b>		
<b>Operational Resources</b>					
Operational Resources	--	431.00	2,178.35	--	--
<b>Total Operational Resources</b>		<b>431.00</b>	<b>2,178.35</b>		
<b>Travel &amp; Living Allowances</b>					
House in Session	--	798.75	1,552.71	--	--
House Not in Session	--	674.64	1,305.42	--	--
Intra & Extra-Constituency Travel	9,739.00	1,244.92	2,102.15	7,636.85	21.6%
Helicopter Travel	--	0.00	0.00	--	--
<b>Total Travel &amp; Living Allowances</b>		<b>2,718.31</b>	<b>4,960.28</b>		
<b>Constituency Allowance</b>					
Constituency Allowance	2,609.00	0.00	0.00	2,609.00	0.0%
<b>Total Constituency Allowance</b>		<b>0.00</b>	<b>0.00</b>		
<b>Total Expenditures</b>					
		<b>4,933.32</b>	<b>14,796.52</b>		

---- End of Report ----



House of Assembly  
Newfoundland and Labrador  
Member Accountability and Disclosure Report  
**Expenditures Summarized by Category**  
01-Jun-21 to 30-Jun-21

OSBORNE, TOM, MHA

Allowance Category	Expenditure Limit for Fiscal Year (Net of HST)	Expenditures Processed 01-Jun-21 to 30-Jun-21 (Net of HST)	Expenditures Year to Date 01-Apr- to 30-Jun-21 (Net of HST)	Funds Available (Net of HST)	Percent Expended to Date
<b>Office Allowances</b>					
Office Accommodations	--	0.00	0.00	--	--
Rental of Short-term Accommodations	--	0.00	0.00	--	--
Office Start-up Costs	--	0.00	0.00	--	--
Office Operations	10,435.00	8.62	8.62	10,426.38	0.1%
<b>Total Office Allowances</b>		<b>8.62</b>	<b>8.62</b>		
<b>Operational Resources</b>					
Operational Resources	--	67.75	130.50	--	--
<b>Total Operational Resources</b>		<b>67.75</b>	<b>130.50</b>		
<b>Travel &amp; Living Allowances</b>					
House in Session	--	0.00	0.00	--	--
House Not in Session	--	0.00	0.00	--	--
Intra & Extra-Constituency Travel	5,217.00	0.00	0.00	5,217.00	0.0%
Helicopter Travel	--	0.00	0.00	--	--
<b>Total Travel &amp; Living Allowances</b>		<b>0.00</b>	<b>0.00</b>		
<b>Constituency Allowance</b>					
Constituency Allowance	2,609.00	0.00	0.00	2,609.00	0.0%
<b>Total Constituency Allowance</b>		<b>0.00</b>	<b>0.00</b>		
<b>Total Expenditures</b>					
		<b>76.37</b>	<b>139.12</b>		

---- End of Report ----



House of Assembly  
Newfoundland and Labrador  
Member Accountability and Disclosure Report  
**Expenditures Summarized by Category**  
01-Jun-21 to 30-Jun-21

FORSEY, PLEAMAN, MHA

Allowance Category	Expenditure Limit for Fiscal Year (Net of HST)	Expenditures Processed 01-Jun-21 to 30-Jun-21 (Net of HST)	Expenditures Year to Date 01-Apr- to 30-Jun-21 (Net of HST)	Funds Available (Net of HST)	Percent Expended to Date
<b>Office Allowances</b>					
Office Accommodations	19,200.00	1,600.00	4,800.00	14,400.00	25.0%
Rental of Short-term Accommodations	--	0.00	0.00	--	--
Office Start-up Costs	--	0.00	0.00	--	--
Office Operations	10,435.00	899.87	1,432.93	9,002.07	13.7%
<b>Total Office Allowances</b>		<b>2,499.87</b>	<b>6,232.93</b>		
<b>Operational Resources</b>					
Operational Resources	--	610.83	2,247.75	--	--
<b>Total Operational Resources</b>		<b>610.83</b>	<b>2,247.75</b>		
<b>Travel &amp; Living Allowances</b>					
House in Session	--	1,585.31	3,237.69	--	--
House Not in Session	--	0.00	0.00	--	--
Intra & Extra-Constituency Travel	9,391.00	16.22	518.95	8,872.05	5.5%
Helicopter Travel	--	0.00	0.00	--	--
<b>Total Travel &amp; Living Allowances</b>		<b>1,601.53</b>	<b>3,756.64</b>		
<b>Constituency Allowance</b>					
Constituency Allowance	2,609.00	0.00	0.00	2,609.00	0.0%
<b>Total Constituency Allowance</b>		<b>0.00</b>	<b>0.00</b>		
<b>Total Expenditures</b>					
		<b>4,712.23</b>	<b>12,237.32</b>		

---- End of Report ----



House of Assembly  
Newfoundland and Labrador  
Member Accountability and Disclosure Report  
**Expenditures Summarized by Category**  
01-Jun-21 to 30-Jun-21

**PARROTT, LLOYD, MHA**

Allowance Category	Expenditure Limit for Fiscal Year (Net of HST)	Expenditures Processed 01-Jun-21 to 30-Jun-21 (Net of HST)	Expenditures Year to Date 01-Apr- to 30-Jun-21 (Net of HST)	Funds Available (Net of HST)	Percent Expended to Date
<b>Office Allowances</b>					
Office Accommodations	10,960.00	913.33	2,739.99	8,220.01	25.0%
Rental of Short-term Accommodations	--	0.00	0.00	--	--
Office Start-up Costs	--	0.00	0.00	--	--
Office Operations	10,435.00	7.37	504.51	9,930.49	4.8%
<b>Total Office Allowances</b>		<b>920.70</b>	<b>3,244.50</b>		
<b>Operational Resources</b>					
Operational Resources	--	279.80	629.72	--	--
<b>Total Operational Resources</b>		<b>279.80</b>	<b>629.72</b>		
<b>Travel &amp; Living Allowances</b>					
House in Session	--	3,241.46	4,621.04	--	--
House Not in Session	--	0.00	633.98	--	--
Intra & Extra-Constituency Travel	11,043.00	830.95	1,715.39	9,327.61	15.5%
Helicopter Travel	--	0.00	0.00	--	--
<b>Total Travel &amp; Living Allowances</b>		<b>4,072.41</b>	<b>6,970.41</b>		
<b>Constituency Allowance</b>					
Constituency Allowance	2,609.00	0.00	0.00	2,609.00	0.0%
<b>Total Constituency Allowance</b>		<b>0.00</b>	<b>0.00</b>		
<b>Total Expenditures</b>					
		<b>5,272.91</b>	<b>10,844.63</b>		

---- End of Report ----



House of Assembly  
Newfoundland and Labrador  
Member Accountability and Disclosure Report  
**Expenditures Summarized by Category**  
01-Jun-21 to 30-Jun-21

Gambin - Walsh, Sherry, MHA

Allowance Category	Expenditure Limit for Fiscal Year (Net of HST)	Expenditures Processed 01-Jun-21 to 30-Jun-21 (Net of HST)	Expenditures Year to Date 01-Apr- to 30-Jun-21 (Net of HST)	Funds Available (Net of HST)	Percent Expended to Date
<b>Office Allowances</b>					
Office Accommodations	19,000.00	1,583.34	4,750.02	14,249.98	25.0%
Rental of Short-term Accommodations	--	0.00	0.00	--	--
Office Start-up Costs	--	0.00	0.00	--	--
Office Operations	10,435.00	1,629.94	4,023.79	6,411.21	38.6%
<b>Total Office Allowances</b>		<b>3,213.28</b>	<b>8,773.81</b>		
<b>Operational Resources</b>					
Operational Resources	--	593.86	1,292.01	--	--
<b>Total Operational Resources</b>		<b>593.86</b>	<b>1,292.01</b>		
<b>Travel &amp; Living Allowances</b>					
House in Session	--	709.05	709.05	--	--
House Not in Session	--	168.71	168.71	--	--
Intra & Extra-Constituency Travel	10,000.00	545.14	545.14	9,454.86	5.5%
Helicopter Travel	--	0.00	0.00	--	--
<b>Total Travel &amp; Living Allowances</b>		<b>1,422.90</b>	<b>1,422.90</b>		
<b>Constituency Allowance</b>					
Constituency Allowance	2,609.00	0.00	0.00	2,609.00	0.0%
<b>Total Constituency Allowance</b>		<b>0.00</b>	<b>0.00</b>		
<b>Total Expenditures</b>		<b>5,230.04</b>	<b>11,488.72</b>		

---- End of Report ----





House of Assembly  
Newfoundland and Labrador  
Member Accountability and Disclosure Report  
**Expenditures Summarized by Category**  
01-Jun-21 to 30-Jun-21

Haggie, John, MHA

Allowance Category	Expenditure Limit for Fiscal Year (Net of HST)	Expenditures Processed 01-Jun-21 to 30-Jun-21 (Net of HST)	Expenditures Year to Date 01-Apr- to 30-Jun-21 (Net of HST)	Funds Available (Net of HST)	Percent Expended to Date
<b>Office Allowances</b>					
Office Accommodations	--	0.00	0.00	--	--
Rental of Short-term Accommodations	--	0.00	0.00	--	--
Office Start-up Costs	--	0.00	0.00	--	--
Office Operations	10,435.00	0.00	2,169.78	8,265.22	20.8%
<b>Total Office Allowances</b>		<b>0.00</b>	<b>2,169.78</b>		
<b>Operational Resources</b>					
Operational Resources	--	204.27	451.05	--	--
<b>Total Operational Resources</b>		<b>204.27</b>	<b>451.05</b>		
<b>Travel &amp; Living Allowances</b>					
House in Session	--	4,273.74	5,261.53	--	--
House Not in Session	--	0.00	0.00	--	--
Intra & Extra-Constituency Travel	6,696.00	0.00	0.00	6,696.00	0.0%
Helicopter Travel	--	0.00	0.00	--	--
<b>Total Travel &amp; Living Allowances</b>		<b>4,273.74</b>	<b>5,261.53</b>		
<b>Constituency Allowance</b>					
Constituency Allowance	2,609.00	0.00	0.00	2,609.00	0.0%
<b>Total Constituency Allowance</b>		<b>0.00</b>	<b>0.00</b>		
<b>Total Expenditures</b>					
		<b>4,478.01</b>	<b>7,882.36</b>		

---- End of Report ----



House of Assembly  
Newfoundland and Labrador  
Member Accountability and Disclosure Report  
**Expenditures Summarized by Category**  
01-Jun-21 to 30-Jun-21

LANE, PAUL, MHA

Allowance Category	Expenditure Limit for Fiscal Year (Net of HST)	Expenditures Processed 01-Jun-21 to 30-Jun-21 (Net of HST)	Expenditures Year to Date 01-Apr- to 30-Jun-21 (Net of HST)	Funds Available (Net of HST)	Percent Expended to Date
<b>Office Allowances</b>					
Office Accommodations	--	0.00	0.00	--	--
Rental of Short-term Accommodations	--	0.00	0.00	--	--
Office Start-up Costs	--	0.00	0.00	--	--
Office Operations	10,435.00	589.41	2,475.45	7,959.55	23.7%
<b>Total Office Allowances</b>		<b>589.41</b>	<b>2,475.45</b>		
<b>Operational Resources</b>					
Operational Resources	--	101.49	202.08	--	--
<b>Total Operational Resources</b>		<b>101.49</b>	<b>202.08</b>		
<b>Travel &amp; Living Allowances</b>					
House in Session	--	0.00	0.00	--	--
House Not in Session	--	0.00	0.00	--	--
Intra & Extra-Constituency Travel	5,217.00	0.00	0.00	5,217.00	0.0%
Helicopter Travel	--	0.00	0.00	--	--
<b>Total Travel &amp; Living Allowances</b>		<b>0.00</b>	<b>0.00</b>		
<b>Constituency Allowance</b>					
Constituency Allowance	2,609.00	0.00	0.00	2,609.00	0.0%
<b>Total Constituency Allowance</b>		<b>0.00</b>	<b>0.00</b>		
<b>Total Expenditures</b>					
		<b>690.90</b>	<b>2,677.53</b>		

---- End of Report ----



House of Assembly  
Newfoundland and Labrador  
Member Accountability and Disclosure Report  
**Expenditures Summarized by Category**  
01-Jun-21 to 30-Jun-21

JOYCE, EDDIE, MHA

Allowance Category	Expenditure Limit for Fiscal Year (Net of HST)	Expenditures Processed 01-Jun-21 to 30-Jun-21 (Net of HST)	Expenditures Year to Date 01-Apr- to 30-Jun-21 (Net of HST)	Funds Available (Net of HST)	Percent Expended to Date
<b>Office Allowances</b>					
Office Accommodations	--	0.00	0.00	--	--
Rental of Short-term Accommodations	--	0.00	0.00	--	--
Office Start-up Costs	--	0.00	0.00	--	--
Office Operations	10,435.00	679.66	2,597.52	7,837.48	24.9%
<b>Total Office Allowances</b>		<b>679.66</b>	<b>2,597.52</b>		
<b>Operational Resources</b>					
Operational Resources	--	1,510.45	1,769.78	--	--
<b>Total Operational Resources</b>		<b>1,510.45</b>	<b>1,769.78</b>		
<b>Travel &amp; Living Allowances</b>					
House in Session	--	2,430.88	4,976.27	--	--
House Not in Session	--	0.00	917.78	--	--
Intra & Extra-Constituency Travel	10,870.00	1,697.52	2,619.94	8,250.06	24.1%
Helicopter Travel	--	0.00	0.00	--	--
<b>Total Travel &amp; Living Allowances</b>		<b>4,128.40</b>	<b>8,513.99</b>		
<b>Constituency Allowance</b>					
Constituency Allowance	2,609.00	101.36	101.36	2,507.64	3.9%
<b>Total Constituency Allowance</b>		<b>101.36</b>	<b>101.36</b>		
<b>Total Expenditures</b>					
		<b>6,419.87</b>	<b>12,982.65</b>		

---- End of Report ----



House of Assembly  
Newfoundland and Labrador  
Member Accountability and Disclosure Report  
**Expenditures Summarized by Category**  
01-Jun-21 to 30-Jun-21

**WAKEHAM, TONY, MHA**

Allowance Category	Expenditure Limit for Fiscal Year (Net of HST)	Expenditures Processed 01-Jun-21 to 30-Jun-21 (Net of HST)	Expenditures Year to Date 01-Apr- to 30-Jun-21 (Net of HST)	Funds Available (Net of HST)	Percent Expended to Date
<b>Office Allowances</b>					
Office Accommodations	9,377.00	781.40	2,344.20	7,032.80	25.0%
Rental of Short-term Accommodations	--	0.00	0.00	--	--
Office Start-up Costs	--	0.00	0.00	--	--
Office Operations	10,435.00	0.00	41.59	10,393.41	0.4%
<b>Total Office Allowances</b>		<b>781.40</b>	<b>2,385.79</b>		
<b>Operational Resources</b>					
Operational Resources	--	452.07	1,078.71	--	--
<b>Total Operational Resources</b>		<b>452.07</b>	<b>1,078.71</b>		
<b>Travel &amp; Living Allowances</b>					
House in Session	--	0.00	3,183.13	--	--
House Not in Session	--	0.00	0.00	--	--
Intra & Extra-Constituency Travel	5,913.00	0.00	0.00	5,913.00	0.0%
Helicopter Travel	--	0.00	0.00	--	--
<b>Total Travel &amp; Living Allowances</b>		<b>0.00</b>	<b>3,183.13</b>		
<b>Constituency Allowance</b>					
Constituency Allowance	2,609.00	0.00	0.00	2,609.00	0.0%
<b>Total Constituency Allowance</b>		<b>0.00</b>	<b>0.00</b>		
<b>Total Expenditures</b>		<b>1,233.47</b>	<b>6,647.63</b>		

---- End of Report ----



House of Assembly  
Newfoundland and Labrador  
Member Accountability and Disclosure Report  
**Expenditures Summarized by Category**  
01-Jun-21 to 30-Jun-21

**Warr, Brian, MHA**

Allowance Category	Expenditure Limit for Fiscal Year (Net of HST)	Expenditures Processed 01-Jun-21 to 30-Jun-21 (Net of HST)	Expenditures Year to Date 01-Apr- to 30-Jun-21 (Net of HST)	Funds Available (Net of HST)	Percent Expended to Date
<b>Office Allowances</b>					
Office Accommodations	9,987.00	832.25	2,496.75	7,490.25	25.0%
Rental of Short-term Accommodations	--	0.00	0.00	--	--
Office Start-up Costs	--	0.00	0.00	--	--
Office Operations	10,435.00	423.53	465.12	9,969.88	4.5%
<b>Total Office Allowances</b>		<b>1,255.78</b>	<b>2,961.87</b>		
<b>Operational Resources</b>					
Operational Resources	--	238.58	1,889.69	--	--
<b>Total Operational Resources</b>		<b>238.58</b>	<b>1,889.69</b>		
<b>Travel &amp; Living Allowances</b>					
House in Session	--	0.00	2,247.67	--	--
House Not in Session	--	619.32	2,239.39	--	--
Intra & Extra-Constituency Travel	10,957.00	189.87	479.11	10,477.89	4.4%
Helicopter Travel	--	0.00	0.00	--	--
<b>Total Travel &amp; Living Allowances</b>		<b>809.19</b>	<b>4,966.17</b>		
<b>Constituency Allowance</b>					
Constituency Allowance	2,609.00	0.00	0.00	2,609.00	0.0%
<b>Total Constituency Allowance</b>		<b>0.00</b>	<b>0.00</b>		
<b>Total Expenditures</b>					
		<b>2,303.55</b>	<b>9,817.73</b>		

---- End of Report ----



House of Assembly  
Newfoundland and Labrador  
Member Accountability and Disclosure Report  
**Expenditures Summarized by Category**  
01-Jun-21 to 30-Jun-21

FUREY, ANDREW, MHA

Allowance Category	Expenditure Limit for Fiscal Year (Net of HST)	Expenditures Processed 01-Jun-21 to 30-Jun-21 (Net of HST)	Expenditures Year to Date 01-Apr- to 30-Jun-21 (Net of HST)	Funds Available (Net of HST)	Percent Expended to Date
<b>Office Allowances</b>					
Office Accommodations	12,300.00	1,025.00	3,075.00	9,225.00	25.0%
Rental of Short-term Accommodations	--	0.00	0.00	--	--
Office Start-up Costs	--	0.00	0.00	--	--
Office Operations	10,435.00	0.00	0.00	10,435.00	0.0%
<b>Total Office Allowances</b>		<b>1,025.00</b>	<b>3,075.00</b>		
<b>Operational Resources</b>					
Operational Resources	--	267.62	531.98	--	--
<b>Total Operational Resources</b>		<b>267.62</b>	<b>531.98</b>		
<b>Travel &amp; Living Allowances</b>					
House in Session	--	605.51	605.51	--	--
House Not in Session	--	574.81	574.81	--	--
Intra & Extra-Constituency Travel	10,957.00	576.43	576.43	10,380.57	5.3%
Helicopter Travel	--	0.00	0.00	--	--
<b>Total Travel &amp; Living Allowances</b>		<b>1,756.75</b>	<b>1,756.75</b>		
<b>Constituency Allowance</b>					
Constituency Allowance	2,609.00	0.00	0.00	2,609.00	0.0%
<b>Total Constituency Allowance</b>		<b>0.00</b>	<b>0.00</b>		
<b>Total Expenditures</b>					
		<b>3,049.37</b>	<b>5,363.73</b>		

---- End of Report ----



House of Assembly  
Newfoundland and Labrador  
Member Accountability and Disclosure Report  
**Expenditures Summarized by Category**  
01-Jun-21 to 30-Jun-21

Parsons, Pam, MHA

Allowance Category	Expenditure Limit for Fiscal Year (Net of HST)	Expenditures Processed 01-Jun-21 to 30-Jun-21 (Net of HST)	Expenditures Year to Date 01-Apr- to 30-Jun-21 (Net of HST)	Funds Available (Net of HST)	Percent Expended to Date
<b>Office Allowances</b>					
Office Accommodations	14,507.00	1,208.91	3,626.73	10,880.27	25.0%
Rental of Short-term Accommodations	--	0.00	0.00	--	--
Office Start-up Costs	--	0.00	0.00	--	--
Office Operations	10,435.00	0.00	502.74	9,932.26	4.8%
<b>Total Office Allowances</b>		<b>1,208.91</b>	<b>4,129.47</b>		
<b>Operational Resources</b>					
Operational Resources	--	765.70	1,992.62	--	--
<b>Total Operational Resources</b>		<b>765.70</b>	<b>1,992.62</b>		
<b>Travel &amp; Living Allowances</b>					
House in Session	--	756.12	1,455.80	--	--
House Not in Session	--	0.00	21.72	--	--
Intra & Extra-Constituency Travel	6,696.00	0.00	0.00	6,696.00	0.0%
Helicopter Travel	--	0.00	0.00	--	--
<b>Total Travel &amp; Living Allowances</b>		<b>756.12</b>	<b>1,477.52</b>		
<b>Constituency Allowance</b>					
Constituency Allowance	2,609.00	0.00	0.00	2,609.00	0.0%
<b>Total Constituency Allowance</b>		<b>0.00</b>	<b>0.00</b>		
<b>Total Expenditures</b>					
		<b>2,730.73</b>	<b>7,599.61</b>		

---- End of Report ----



House of Assembly  
Newfoundland and Labrador  
Member Accountability and Disclosure Report  
**Expenditures Summarized by Category**  
01-Jun-21 to 30-Jun-21

**PARSONS, ANDREW, MHA**

Allowance Category	Expenditure Limit for Fiscal Year (Net of HST)	Expenditures Processed 01-Jun-21 to 30-Jun-21 (Net of HST)	Expenditures Year to Date 01-Apr- to 30-Jun-21 (Net of HST)	Funds Available (Net of HST)	Percent Expended to Date
<b>Office Allowances</b>					
Office Accommodations	13,200.00	1,100.00	3,300.00	9,900.00	25.0%
Rental of Short-term Accommodations	--	0.00	0.00	--	--
Office Start-up Costs	--	0.00	0.00	--	--
Office Operations	10,435.00	677.40	1,522.40	8,912.60	14.6%
<b>Total Office Allowances</b>		<b>1,777.40</b>	<b>4,822.40</b>		
<b>Operational Resources</b>					
Operational Resources	--	470.06	727.71	--	--
<b>Total Operational Resources</b>		<b>470.06</b>	<b>727.71</b>		
<b>Travel &amp; Living Allowances</b>					
House in Session	--	3,277.47	5,314.94	--	--
House Not in Session	--	0.00	0.00	--	--
Intra & Extra-Constituency Travel	9,826.00	107.82	107.82	9,718.18	1.1%
Helicopter Travel	18,261.00	0.00	0.00	18,261.00	0.0%
<b>Total Travel &amp; Living Allowances</b>		<b>3,385.29</b>	<b>5,422.76</b>		
<b>Constituency Allowance</b>					
Constituency Allowance	2,609.00	100.88	100.88	2,508.12	3.9%
<b>Total Constituency Allowance</b>		<b>100.88</b>	<b>100.88</b>		
<b>Total Expenditures</b>					
		<b>5,733.63</b>	<b>11,073.75</b>		

---- End of Report ----





House of Assembly  
Newfoundland and Labrador  
Member Accountability and Disclosure Report  
**Expenditures Summarized by Category**  
01-Jun-21 to 30-Jun-21

Petten, Barry, MHA

Allowance Category	Expenditure Limit for Fiscal Year (Net of HST)	Expenditures Processed 01-Jun-21 to 30-Jun-21 (Net of HST)	Expenditures Year to Date 01-Apr- to 30-Jun-21 (Net of HST)	Funds Available (Net of HST)	Percent Expended to Date
<b>Office Allowances</b>					
Office Accommodations	14,280.00	1,190.00	3,570.00	10,710.00	25.0%
Rental of Short-term Accommodations	--	0.00	0.00	--	--
Office Start-up Costs	--	0.00	0.00	--	--
Office Operations	10,435.00	227.99	395.99	10,039.01	3.8%
<b>Total Office Allowances</b>		<b>1,417.99</b>	<b>3,965.99</b>		
<b>Operational Resources</b>					
Operational Resources	--	368.50	774.87	--	--
<b>Total Operational Resources</b>		<b>368.50</b>	<b>774.87</b>		
<b>Travel &amp; Living Allowances</b>					
House in Session	--	0.00	0.00	--	--
House Not in Session	--	0.00	0.00	--	--
Intra & Extra-Constituency Travel	5,304.00	0.00	0.00	5,304.00	0.0%
Helicopter Travel	--	0.00	0.00	--	--
<b>Total Travel &amp; Living Allowances</b>		<b>0.00</b>	<b>0.00</b>		
<b>Constituency Allowance</b>					
Constituency Allowance	2,609.00	0.00	0.00	2,609.00	0.0%
<b>Total Constituency Allowance</b>		<b>0.00</b>	<b>0.00</b>		
<b>Total Expenditures</b>		<b>1,786.49</b>	<b>4,740.86</b>		

---- End of Report ----



House of Assembly  
Newfoundland and Labrador  
Member Accountability and Disclosure Report  
**Expenditures Summarized by Category**  
01-Jun-21 to 30-Jun-21

**REID, SCOTT, MHA**

Allowance Category	Expenditure Limit for Fiscal Year (Net of HST)	Expenditures Processed 01-Jun-21 to 30-Jun-21 (Net of HST)	Expenditures Year to Date 01-Apr- to 30-Jun-21 (Net of HST)	Funds Available (Net of HST)	Percent Expended to Date
<b>Office Allowances</b>					
Office Accommodations	--	0.00	0.00	--	--
Rental of Short-term Accommodations	--	0.00	0.00	--	--
Office Start-up Costs	--	0.00	0.00	--	--
Office Operations	10,435.00	29.45	2,410.72	8,024.28	23.1%
<b>Total Office Allowances</b>		<b>29.45</b>	<b>2,410.72</b>		
<b>Operational Resources</b>					
Operational Resources	--	393.37	885.43	--	--
<b>Total Operational Resources</b>		<b>393.37</b>	<b>885.43</b>		
<b>Travel &amp; Living Allowances</b>					
House in Session	--	0.00	2,289.07	--	--
House Not in Session	--	2,216.28	3,469.71	--	--
Intra & Extra-Constituency Travel	7,304.00	118.06	118.06	7,185.94	1.6%
Helicopter Travel	--	0.00	0.00	--	--
<b>Total Travel &amp; Living Allowances</b>		<b>2,334.34</b>	<b>5,876.84</b>		
<b>Constituency Allowance</b>					
Constituency Allowance	2,609.00	0.00	26.32	2,582.68	1.0%
<b>Total Constituency Allowance</b>		<b>0.00</b>	<b>26.32</b>		
<b>Total Expenditures</b>					
		<b>2,757.16</b>	<b>9,199.31</b>		

---- End of Report ----



House of Assembly  
Newfoundland and Labrador  
Member Accountability and Disclosure Report  
**Expenditures Summarized by Category**  
01-Jun-21 to 30-Jun-21

TIBBS, CHRIS, MHA

Allowance Category	Expenditure Limit for Fiscal Year (Net of HST)	Expenditures Processed 01-Jun-21 to 30-Jun-21 (Net of HST)	Expenditures Year to Date 01-Apr- to 30-Jun-21 (Net of HST)	Funds Available (Net of HST)	Percent Expended to Date
<b>Office Allowances</b>					
Office Accommodations	--	0.00	0.00	--	--
Rental of Short-term Accommodations	--	0.00	0.00	--	--
Office Start-up Costs	--	0.00	0.00	--	--
Office Operations	10,435.00	300.00	997.19	9,437.81	9.6%
<b>Total Office Allowances</b>		<b>300.00</b>	<b>997.19</b>		
<b>Operational Resources</b>					
Operational Resources	--	210.32	461.88	--	--
<b>Total Operational Resources</b>		<b>210.32</b>	<b>461.88</b>		
<b>Travel &amp; Living Allowances</b>					
House in Session	--	1,916.54	3,577.82	--	--
House Not in Session	--	483.63	967.26	--	--
Intra & Extra-Constituency Travel	7,913.00	237.57	360.78	7,552.22	4.6%
Helicopter Travel	--	0.00	0.00	--	--
<b>Total Travel &amp; Living Allowances</b>		<b>2,637.74</b>	<b>4,905.86</b>		
<b>Constituency Allowance</b>					
Constituency Allowance	2,609.00	0.00	0.00	2,609.00	0.0%
<b>Total Constituency Allowance</b>		<b>0.00</b>	<b>0.00</b>		
<b>Total Expenditures</b>					
		<b>3,148.06</b>	<b>6,364.93</b>		

---- End of Report ----



House of Assembly  
Newfoundland and Labrador  
Member Accountability and Disclosure Report  
**Expenditures Summarized by Category**  
01-Jun-21 to 30-Jun-21

**STOODLEY, SARAH, MHA**

Allowance Category	Expenditure Limit for Fiscal Year (Net of HST)	Expenditures Processed 01-Jun-21 to 30-Jun-21 (Net of HST)	Expenditures Year to Date 01-Apr- to 30-Jun-21 (Net of HST)	Funds Available (Net of HST)	Percent Expended to Date
<b>Office Allowances</b>					
Office Accommodations	--	0.00	0.00	--	--
Rental of Short-term Accommodations	--	0.00	0.00	--	--
Office Start-up Costs	--	0.00	0.00	--	--
Office Operations	10,435.00	552.18	1,319.86	9,115.14	12.6%
<b>Total Office Allowances</b>		<b>552.18</b>	<b>1,319.86</b>		
<b>Operational Resources</b>					
Operational Resources	--	40.00	85.00	--	--
<b>Total Operational Resources</b>		<b>40.00</b>	<b>85.00</b>		
<b>Travel &amp; Living Allowances</b>					
House in Session	--	0.00	0.00	--	--
House Not in Session	--	0.00	0.00	--	--
Intra & Extra-Constituency Travel	5,217.00	7.89	7.89	5,209.11	0.2%
Helicopter Travel	--	0.00	0.00	--	--
<b>Total Travel &amp; Living Allowances</b>		<b>7.89</b>	<b>7.89</b>		
<b>Constituency Allowance</b>					
Constituency Allowance	2,609.00	145.37	191.20	2,417.80	7.3%
<b>Total Constituency Allowance</b>		<b>145.37</b>	<b>191.20</b>		
<b>Total Expenditures</b>					
		<b>745.44</b>	<b>1,603.95</b>		

---- End of Report ----



House of Assembly  
Newfoundland and Labrador  
Member Accountability and Disclosure Report  
**Expenditures Summarized by Category**  
01-Jun-21 to 30-Jun-21

Trimper, Perry, MHA

Allowance Category	Expenditure Limit for Fiscal Year (Net of HST)	Expenditures Processed 01-Jun-21 to 30-Jun-21 (Net of HST)	Expenditures Year to Date 01-Apr- to 30-Jun-21 (Net of HST)	Funds Available (Net of HST)	Percent Expended to Date
<b>Office Allowances</b>					
Office Accommodations	--	0.00	0.00	--	--
Rental of Short-term Accommodations	--	0.00	0.00	--	--
Office Start-up Costs	--	0.00	0.00	--	--
Office Operations	10,435.00	825.59	2,768.42	7,666.58	26.5%
<b>Total Office Allowances</b>		<b>825.59</b>	<b>2,768.42</b>		
<b>Operational Resources</b>					
Operational Resources	--	156.14	443.62	--	--
<b>Total Operational Resources</b>		<b>156.14</b>	<b>443.62</b>		
<b>Travel &amp; Living Allowances</b>					
House in Session	--	4,920.77	4,920.77	--	--
House Not in Session	--	928.41	928.41	--	--
Intra & Extra-Constituency Travel	6,957.00	458.02	458.02	6,498.98	6.6%
Helicopter Travel	--	0.00	0.00	--	--
<b>Total Travel &amp; Living Allowances</b>		<b>6,307.20</b>	<b>6,307.20</b>		
<b>Constituency Allowance</b>					
Constituency Allowance	2,609.00	0.00	125.00	2,484.00	4.8%
<b>Total Constituency Allowance</b>		<b>0.00</b>	<b>125.00</b>		
<b>Total Expenditures</b>					
		<b>7,288.93</b>	<b>9,644.24</b>		

---- End of Report ----



**LEGISLATURE (excluding The Office of the Auditor General)**  
**STATEMENT OF REVENUE AND EXPENDITURE**  
**For the Period 1 April 2021 to 30 September 2021**  
**Unaudited**

	Original Estimates	Operating Budget	Expenditures Plus Encumbrances & Revenues	Projected Total Expenditures & Revenue	Projected Savings (Over- runs) from Original Budget	Projected Savings (Over- runs) from Operating Budget
<b>1.1.01. ADMINISTRATIVE SUPPORT</b>						
01. Salaries	1,980,000	1,980,000	879,747	1,980,000	-	-
Operating Accounts:						
<i>Employee Benefits</i>	4,500	4,500	2,458	4,500	-	-
<i>Transportation and Communications</i>	59,400	59,400	37,114	59,400	-	-
<i>Supplies</i>	36,200	36,200	15,059	36,200	-	-
<i>Professional Services</i>	61,100	61,100	55,250	61,100	-	-
<i>Purchased Services</i>	62,000	62,000	36,613	62,000	-	-
<i>Property, Furnishings and Equipment</i>	92,500	92,500	5,527	92,500	-	-
02. Operating Accounts	<b>315,700</b>	<b>315,700</b>	<b>152,020</b>	<b>315,700</b>	-	-
	<b>2,295,700</b>	<b>2,295,700</b>	<b>1,031,767</b>	<b>2,295,700</b>	-	-
02. Revenue - Provincial	-	-	(3,522)	(3,600)	3,600	3,600
<b>Total: Administrative Support</b>	<b>2,295,700</b>	<b>2,295,700</b>	<b>1,028,245</b>	<b>2,292,100</b>	<b>3,600</b>	<b>3,600</b>

1. Revenue due to repayments of conference registration fees, accommodation costs and airfare.



**LEGISLATURE (excluding The Office of the Auditor General)**  
**STATEMENT OF REVENUE AND EXPENDITURE**  
**For the Period 1 April 2021 to 30 September 2021**  
**Unaudited**

	Original Estimates	Operating Budget	Expenditures Plus Encumbrances & Revenues	Projected Total Expenditures & Revenue	Projected Savings (Over- runs) from Original Budget	Projected Savings (Over- runs) from Operating Budget
<b>1.1.02. LEGISLATIVE LIBRARY AND RECORDS MANAGEMENT</b>						
01. Salaries	687,200	687,200	332,689	687,200	-	-
Operating Accounts:						
<i>Employee Benefits</i>	900	1,100	1,058	1,100	(200)	-
<i>Transportation and Communications</i>	10,200	10,000	-	10,000	200	-
<i>Supplies</i>	47,000	47,000	45,642	47,000	-	-
<i>Purchased Services</i>	8,500	8,500	779	8,500	-	-
<i>Property, Furnishings and Equipment</i>					-	-
02. Operating Accounts	<b>66,600</b>	<b>66,600</b>	<b>47,479</b>	<b>66,600</b>	-	-
<b>Total: Legislative Library and Records Management</b>	<b>753,800</b>	<b>753,800</b>	<b>380,168</b>	<b>753,800</b>	-	-



**LEGISLATURE (excluding The Office of the Auditor General)**  
**STATEMENT OF REVENUE AND EXPENDITURE**  
**For the Period 1 April 2021 to 30 September 2021**  
**Unaudited**

	Original Estimates	Operating Budget	Expenditures Plus Encumbrances & Revenues	Projected Total Expenditures & Revenue	Projected Savings (Over- runs) from Original Budget	Projected Savings (Over- runs) from Operating Budget
<b>1.1.03. HANSARD AND THE BROADCAST CENTRE</b>						
01. Salaries	670,800	670,800	305,918	670,800	-	-
Operating Accounts:						
<i>Employee Benefits</i>	600	600	-	600	-	-
<i>Transportation and Communications</i>	7,300	7,300	1,973	7,300	-	-
<i>Supplies</i>	55,900	55,900	48,126	55,900	-	-
<i>Professional Services</i>	-	-	-	-	-	-
<i>Purchased Services</i>	204,000	204,000	191,627	204,000	-	-
<i>Property, Furnishings and Equipment</i>	10,000	10,000	44	10,000	-	-
02. Operating Accounts	<b>277,800</b>	<b>277,800</b>	<b>241,770</b>	<b>277,800</b>	-	-
	<b>948,600</b>	<b>948,600</b>	<b>547,688</b>	<b>948,600</b>	-	-
02. Revenue - Provincial			-		-	-
<b>Total: Hansard and the Broadcast Centre</b>	<b>948,600</b>	<b>948,600</b>	<b>547,688</b>	<b>948,600</b>	-	-





**LEGISLATURE (excluding The Office of the Auditor General)**  
**STATEMENT OF REVENUE AND EXPENDITURE**  
**For the Period 1 April 2021 to 30 September 2021**  
**Unaudited**

	Original Estimates	Operating Budget	Expenditures Plus Encumbrances & Revenues	Projected Total Expenditures & Revenue	Projected Savings (Over- runs) from Original Budget	Projected Savings (Over- runs) from Operating Budget
<b>1.1.04. MEMBERS' RESOURCES</b>						
01. Salaries	6,689,000	6,681,900	3,373,902	6,681,900	7,100 <sup>1</sup>	-
Operating Accounts:						
<i>Transportation and Communications</i>	5,200	5,200	3,455	5,200	-	-
<i>Supplies</i>	-	-	-	-	-	-
<i>Professional Services</i>	-	14,400	14,300	14,400	(14,400) <sup>2</sup>	-
<i>Purchased Services</i>	10,000	10,000	9,415	10,000	-	-
02. Operating Accounts	<b>15,200</b>	<b>29,600</b>	<b>27,170</b>	<b>29,600</b>	<b>(14,400)</b>	<b>-</b>
09. Allowances and Assistance	2,363,700	2,356,400	910,577	2,356,400	7,300 <sup>3</sup>	-
10. Grants and Subsidies	6,100	6,100	2,252	6,100	-	-
	9,074,000	9,074,000	4,313,901	9,074,000	-	-
02. Revenue - Provincial	-	-	(41,798)	(54,200)	54,200 <sup>4</sup>	54,200
<b>Total: Members' Resources</b>	<b>9,074,000</b>	<b>9,074,000</b>	<b>4,272,103</b>	<b>9,019,800</b>	<b>54,200</b>	<b>54,200</b>

1. Savings due to less than anticipated costs related to Constituency Assistants and Constituency Assistant Replacements, partially offset by severance and paid leave payments.

2. Projected overruns due to unanticipated legal fees.

3. Projected savings to Members not availing of maximum available funds.

4. Revenues mainly related to repayment of excess constituency allowance and return of funds from operational funding grants upon dissolution.



**LEGISLATURE (excluding The Office of the Auditor General)**  
**STATEMENT OF REVENUE AND EXPENDITURE**  
**For the Period 1 April 2021 to 30 September 2021**  
**Unaudited**

	Original Estimates	Operating Budget	Expenditures Plus Encumbrances & Revenues	Projected Total Expenditures & Revenue	Projected Savings (Over- runs) from Original Budget		Projected Savings (Over- runs) from Operating Budget
<b>1.1.05. HOUSE OPERATIONS</b>							
01. Salaries	209,100	209,100	71,364	209,100	-		-
Operating Accounts:							
<i>Employee Benefits</i>	5,900	5,900	-	5,900	-		-
<i>Transportation and Communications</i>	125,000	125,000	5,091	96,200	28,800	1	28,800
<i>Supplies</i>	14,500	14,500	3,624	14,500	-		-
<i>Professional Services</i>	3,900	3,900	480	32,700	(28,800)	2	(28,800)
<i>Purchased Services</i>	41,500	41,500	29,298	41,500	-		-
<i>Property, Furnishings and Equipment</i>	57,100	57,100	252	57,100	-		-
02. Operating Accounts	<b>247,900</b>	<b>247,900</b>	<b>38,745</b>	<b>247,900</b>	-		-
10. Grants and Subsidies	11,600	11,600	-	11,600	-		-
	468,600	468,600	110,109	468,600	-		-
02. Revenue - Provincial	-	-	-	-	-		-
<b>Total: House Operations</b>	<b>468,600</b>	<b>468,600</b>	<b>110,109</b>	<b>468,600</b>	-		-

1. Projected savings due to less travel than anticipated.

2. Projected overruns due to the unbudgeted cost of legal fees.



**LEGISLATURE (excluding The Office of the Auditor General)**  
**STATEMENT OF REVENUE AND EXPENDITURE**  
**For the Period 1 April 2021 to 30 September 2021**  
**Unaudited**

	Original Estimates	Operating Budget	Expenditures Plus Encumbrances & Revenues	Projected Total Expenditures & Revenue	Projected Savings (Over- runs) from Original Budget	Projected Savings (Over- runs) from Operating Budget
<b>1.1.06. GOVERNMENT MEMBERS CAUCUS</b>						
01. Salaries	327,200	327,200	137,990	327,200	-	-
Operating Accounts:						
<i>Employee Benefits</i>	1,000	1,000	-	1,000	-	-
<i>Transportation and Communications</i>	19,900	19,900	9,898	19,900	-	-
<i>Supplies</i>	8,600	8,600	4,603	8,600	-	-
<i>Purchased Services</i>	7,500	7,500	2,557	7,500	-	-
<i>Property, Furnishings and Equipment</i>	2,400	2,400	781	2,400	-	-
02. Operating Accounts	<b>39,400</b>	<b>39,400</b>	<b>17,839</b>	<b>39,400</b>	-	-
10. Grants and Subsidies	30,100	30,100	15,764	30,100	-	-
<b>Total: Government Members Caucus</b>	<b>396,700</b>	<b>396,700</b>	<b>171,593</b>	<b>396,700</b>	-	-



**LEGISLATURE (excluding The Office of the Auditor General)**  
**STATEMENT OF REVENUE AND EXPENDITURE**  
**For the Period 1 April 2021 to 30 September 2021**  
**Unaudited**

	Original Estimates	Operating Budget	Expenditures Plus Encumbrances & Revenues	Projected Total Expenditures & Revenue	Projected Savings (Over- runs) from Original Budget	Projected Savings (Over- runs) from Operating Budget
<b>1.1.07. OFFICIAL OPPOSITION CAUCUS</b>						
01. Salaries	1,105,100	1,105,100	568,791	1,105,100	-	-
Operating Accounts:						
<i>Employee Benefits</i>	3,000	3,000	-	3,000	-	-
<i>Transportation and Communications</i>	79,400	79,400	21,622	79,400	-	-
<i>Supplies</i>	24,000	24,000	8,136	24,000	-	-
<i>Purchased Services</i>	22,000	22,000	11,674	22,000	-	-
<i>Property, Furnishings and Equipment</i>	5,500	5,500	2,790	5,500	-	-
02. Operating Accounts	<b>133,900</b>	<b>133,900</b>	<b>44,222</b>	<b>133,900</b>	-	-
10. Grants and Subsidies	19,600	19,600	9,759	19,600	-	-
<b>Total: Official Opposition Caucus</b>	<b>1,258,600</b>	<b>1,258,600</b>	<b>622,772</b>	<b>1,258,600</b>	-	-



**LEGISLATURE (excluding The Office of the Auditor General)**  
**STATEMENT OF REVENUE AND EXPENDITURE**  
**For the Period 1 April 2021 to 30 September 2021**  
**Unaudited**

	Original Estimates	Operating Budget	Expenditures Plus Encumbrances & Revenues	Projected Total Expenditures & Revenue	Projected Savings (Over- runs) from Original Budget	Projected Savings (Over- runs) from Operating Budget
<b>1.1.08. THIRD PARTY CAUCUS</b>						
01. Salaries	405,600	405,600	209,999	405,600	-	-
Operating Accounts:						
<i>Employee Benefits</i>	1,000	1,000	-	1,000	-	-
<i>Transportation and Communications</i>	21,700	21,700	5,383	21,700	-	-
<i>Supplies</i>	8,300	8,300	2,369	8,300	-	-
<i>Purchased Services</i>	7,500	7,500	3,475	7,500	-	-
<i>Property, Furnishings and Equipment</i>	1,800	1,800	220	1,800	-	-
02. Operating Accounts	<b>40,300</b>	<b>40,300</b>	<b>11,447</b>	<b>40,300</b>	-	-
10. Grants and Subsidies	12,100	12,100	6,005	12,100	-	-
<b>Total: Third Party Caucus</b>	<b>458,000</b>	<b>458,000</b>	<b>227,451</b>	<b>458,000</b>	-	-
<b>TOTAL HOUSE OF ASSEMBLY</b>	<b>15,654,000</b>	<b>15,654,000</b>	<b>7,360,129</b>	<b>15,596,200</b>	<b>57,800</b>	<b>57,800</b>



**LEGISLATURE (excluding The Office of the Auditor General)**  
**STATEMENT OF REVENUE AND EXPENDITURE**  
**For the Period 1 April 2021 to 30 September 2021**  
**Unaudited**

	Original Estimates	Operating Budget	Expenditures Plus Encumbrances & Revenues	Projected Total Expenditures & Revenue	Projected Savings (Over- runs) from Original Budget	Projected Savings (Over- runs) from Operating Budget
<b>3.1.01. OFFICE OF THE CHIEF ELECTORAL OFFICER</b>						
01. Salaries	1,174,400	1,174,400	901,617	1,174,400	-	-
Operating Accounts:						
<i>Employee Benefits</i>	4,500	4,500	-	4,500	-	-
<i>Transportation and Communications</i>	244,400	244,400	78,377	244,400	-	-
<i>Supplies</i>	54,000	54,000	12,307	54,000	-	-
<i>Professional Services</i>	113,000	113,000	40,042	113,000	-	-
<i>Purchased Services</i>	459,000	459,000	340,294	459,000	-	-
<i>Property, Furnishings and Equipment</i>	7,000	7,000	497	7,000	-	-
02. Operating Accounts	<b>881,900</b>	<b>881,900</b>	<b>471,517</b>	<b>881,900</b>	-	-
10. Grants and Subsidies	800,000	800,000	520,315	800,000	-	-
	2,856,300	2,856,300	1,893,450	2,856,300	-	-
02. Revenue - Provincial			(426)	(500)	500	500
<b>Total: Office of the Chief Electoral</b>	<b>2,856,300</b>	<b>2,856,300</b>	<b>1,893,024</b>	<b>2,855,800</b>	<b>500</b>	<b>500</b>

1. Revenue due to repayment of salary overpayments related to General Election 2021.



**LEGISLATURE (excluding The Office of the Auditor General)**  
**STATEMENT OF REVENUE AND EXPENDITURE**  
**For the Period 1 April 2021 to 30 September 2021**  
**Unaudited**

	Original Estimates	Operating Budget	Expenditures Plus Encumbrances & Revenues	Projected Total Expenditures & Revenue	Projected Savings (Over- runs) from Original Budget	Projected Savings (Over- runs) from Operating Budget
<b>4.1.01. OFFICE OF THE CITIZENS' REPRESENTATIVE</b>						
01. Salaries	798,100	798,100	358,782	798,100	-	-
Operating Accounts:						
<i>Employee Benefits</i>	7,000	7,000	-	7,000	-	-
<i>Transportation and Communications</i>	34,800	34,800	5,486	34,800	-	-
<i>Supplies</i>	5,000	5,000	2,805	5,000	-	-
<i>Professional Services</i>	69,600	69,600	39,782	69,600	-	-
<i>Purchased Services</i>	108,000	108,000	81,775	108,000	-	-
<i>Property, Furnishings and Equipment</i>	8,000	8,000	1,623	8,000	-	-
02. Operating Accounts	<b>232,400</b>	<b>232,400</b>	<b>131,471</b>	<b>232,400</b>	-	-
<b>Total: Office of the Citizens' Representative</b>	<b>1,030,500</b>	<b>1,030,500</b>	<b>490,253</b>	<b>1,030,500</b>	-	-



**LEGISLATURE (excluding The Office of the Auditor General)**  
**STATEMENT OF REVENUE AND EXPENDITURE**  
**For the Period 1 April 2021 to 30 September 2021**  
**Unaudited**

	Original Estimates	Operating Budget	Expenditures Plus Encumbrances & Revenues	Projected Total Expenditures & Revenue	Projected Savings (Over- runs) from Original Budget	Projected Savings (Over- runs) from Operating Budget
<b>5.1.01. OFFICE OF THE CHILD AND YOUTH ADVOCATE</b>						
01. Salaries	1,196,600	1,196,600	574,988	1,196,600	-	-
Operating Accounts:						
<i>Employee Benefits</i>	3,500	3,500	531	3,500	-	-
<i>Transportation and Communications</i>	55,400	55,400	13,581	55,400	-	-
<i>Supplies</i>	6,000	6,000	4,633	6,000	-	-
<i>Professional Services</i>	19,000	19,000	1,995	19,000	-	-
<i>Purchased Services</i>	160,900	160,900	125,021	160,900	-	-
<i>Property, Furnishings and Equipment</i>	4,000	4,000	915	4,000	-	-
02. Operating Accounts	<b>248,800</b>	<b>248,800</b>	<b>146,676</b>	<b>248,800</b>	-	-
<b>Total: Office of the Child and Youth Advocate</b>	<b>1,445,400</b>	<b>1,445,400</b>	<b>721,664</b>	<b>1,445,400</b>	-	-





**LEGISLATURE (excluding The Office of the Auditor General)**  
**STATEMENT OF REVENUE AND EXPENDITURE**  
**For the Period 1 April 2021 to 30 September 2021**  
**Unaudited**

	Original Estimates	Operating Budget	Expenditures Plus Encumbrances & Revenues	Projected Total Expenditures & Revenue	Projected Savings (Over- runs) from Original Budget	Projected Savings (Over- runs) from Operating Budget
<b>6.1.01. OFFICE OF THE INFORMATION AND PRIVACY COMMISSIONER</b>						
01. Salaries	1,161,800	1,161,800	524,886	1,161,800	-	-
Operating Accounts:						
<i>Employee Benefits</i>	4,500	4,500	961	4,500	-	-
<i>Transportation and Communications</i>	32,800	30,700	11,684	32,800	-	(2,100)
<i>Supplies</i>	6,700	6,700	2,407	6,700	-	-
<i>Professional Services</i>	50,000	50,000	35,559	50,000	-	-
<i>Purchased Services</i>	122,400	124,500	124,477	122,400	-	2,100
<i>Property, Furnishings and Equipment</i>	2,000	2,000	650	2,000	-	-
02. Operating Accounts	<b>218,400</b>	<b>218,400</b>	<b>175,738</b>	<b>218,400</b>	-	-
02. Revenue - Provincial			-	-	-	-
<b>Total: Office of the Information and Commissioner</b>	<b>1,380,200</b>	<b>1,380,200</b>	<b>700,624</b>	<b>1,380,200</b>	-	-



**LEGISLATURE (excluding The Office of the Auditor General)**  
**STATEMENT OF REVENUE AND EXPENDITURE**  
**For the Period 1 April 2021 to 30 September 2021**  
**Unaudited**

	Original Estimates	Operating Budget	Expenditures Plus Encumbrances & Revenues	Projected Total Expenditures & Revenue	Projected Savings (Over- runs) from Original Budget	Projected Savings (Over- runs) from Operating Budget
<b>7.1.01. OFFICE OF THE SENIORS' ADVOCATE</b>						
01. Salaries	373,100	373,100	141,157	323,600	49,500	49,500
Operating Accounts:						
<i>Employee Benefits</i>	5,700	5,700	500	5,700	-	-
<i>Transportation and Communications</i>	45,900	45,900	3,884	45,900	-	-
<i>Supplies</i>	5,000	5,000	1,978	5,000	-	-
<i>Professional Services</i>	9,000	9,000	-	9,000	-	-
<i>Purchased Services</i>	44,000	44,000	33,495	44,000	-	-
<i>Property, Furnishings and Equipment</i>	4,000	4,000	-	4,000	-	-
02. Operating Accounts	<b>113,600</b>	<b>113,600</b>	<b>39,857</b>	<b>113,600</b>	-	-
<b>Total: Office of the Seniors' Advocate</b>	<b>486,700</b>	<b>486,700</b>	<b>181,014</b>	<b>437,200</b>	<b>49,500</b>	<b>49,500</b>
1. Projected savings due to delayed hiring of Senior Advocate.						
<b>TOTAL LEGISLATURE (Excluding the Office of the Auditor General)</b>	<b>22,853,100</b>	<b>22,853,100</b>	<b>11,346,708</b>	<b>22,745,300</b>	<b>107,800</b>	<b>107,800</b>



**OFFICE OF THE AUDITOR GENERAL  
STATEMENT OF REVENUE AND EXPENDITURE  
For the Period 1 April 2021 to 30 September 2021  
Unaudited**

	Original Estimates	Operating Budget	Actual Expenditures and Revenue	Projected Total Expenditures and Revenue	Projected Savings (Over- runs) from Original Budget	Projected Savings (Over- runs) from Operating Budget
<b>2.1.012. Office of the Auditor General</b>						
01. Salaries	3,299,500	3,299,500	1,438,146	3,199,500	100,000 <sup>1</sup>	100,000
02. Employee Benefits	94,800	94,800	27,042	94,800	- <sup>2</sup>	-
03. Transportation and Communications	80,000	80,000	4,475	59,000	21,000 <sup>3</sup>	21,000
04. Supplies	55,000	55,000	2,940	55,000	- <sup>4</sup>	-
05. Professional Services	99,000	99,000	50,324	199,000	(100,000) <sup>5</sup>	(100,000)
06. Purchased Services	225,000	225,000	121,971	225,000	- <sup>6</sup>	-
07. Property, Furnishings and Equipment	21,100	21,100	2,632	42,100	(21,000) <sup>7</sup>	(21,000)
<b>Total: Office of the Auditor General</b>	<b>3,874,400</b>	<b>3,874,400</b>	<b>1,647,530</b>	<b>3,874,400</b>	<b>-</b>	<b>-</b>



House of Assembly  
Newfoundland and Labrador  
Member Accountability and Disclosure Report  
**Expenditures Summarized by Category**  
01-Apr-21 to 30-Sep-21

COFFIN, ALISON, MHA

Allowance Category	Expenditure Limit for Fiscal Year (Net of HST)	Expenditures Processed 01-Apr-21 to 30-Sep-21 (Net of HST)	Expenditures Year to Date 01-Apr- to 30-Sep-21 (Net of HST)	Funds Available (Net of HST)	Percent Expended to Date
<b>Office Allowances</b>					
Office Accommodations	--	0.00	0.00	--	--
Rental of Short-term Accommodations	--	0.00	0.00	--	--
Office Start-up Costs	--	0.00	0.00	--	--
Office Operations	--	0.00	0.00	--	--
<b>Total Office Allowances</b>		<b>0.00</b>	<b>0.00</b>		
<b>Operational Resources</b>					
Operational Resources	--	290.88	290.88	--	--
<b>Total Operational Resources</b>		<b>290.88</b>	<b>290.88</b>		
<b>Travel &amp; Living Allowances</b>					
House in Session	--	0.00	0.00	--	--
House Not in Session	--	0.00	0.00	--	--
Intra & Extra-Constituency Travel	--	0.00	0.00	--	--
Helicopter Travel	--	0.00	0.00	--	--
<b>Total Travel &amp; Living Allowances</b>		<b>0.00</b>	<b>0.00</b>		
<b>Constituency Allowance</b>					
Constituency Allowance	--	0.00	0.00	--	--
<b>Total Constituency Allowance</b>		<b>0.00</b>	<b>0.00</b>		
<b>Total Expenditures</b>					
		<b>290.88</b>	<b>290.88</b>		

---- End of Report ----



House of Assembly  
Newfoundland and Labrador  
Member Accountability and Disclosure Report  
**Expenditures Summarized by Category**  
01-Apr-21 to 30-Sep-21

CONWAY OTTENHEIMER, HELEN, MHA

Allowance Category	Expenditure Limit for Fiscal Year (Net of HST)	Expenditures Processed 01-Apr-21 to 30-Sep-21 (Net of HST)	Expenditures Year to Date 01-Apr- to 30-Sep-21 (Net of HST)	Funds Available (Net of HST)	Percent Expended to Date
<b>Office Allowances</b>					
Office Accommodations	19,800.00	9,900.00	9,900.00	9,900.00	50.0%
Rental of Short-term Accommodations	--	0.00	0.00	--	--
Office Start-up Costs	--	0.00	0.00	--	--
Office Operations	10,435.00	4,607.70	4,607.70	5,827.30	44.2%
<b>Total Office Allowances</b>		<b>14,507.70</b>	<b>14,507.70</b>		
<b>Operational Resources</b>					
Operational Resources	--	3,647.53	3,647.53	--	--
<b>Total Operational Resources</b>		<b>3,647.53</b>	<b>3,647.53</b>		
<b>Travel &amp; Living Allowances</b>					
House in Session	--	3,794.83	3,794.83	--	--
House Not in Session	--	833.49	833.49	--	--
Intra & Extra-Constituency Travel	6,609.00	1,943.19	1,943.19	4,665.81	29.4%
Helicopter Travel	--	0.00	0.00	--	--
<b>Total Travel &amp; Living Allowances</b>		<b>6,571.51</b>	<b>6,571.51</b>		
<b>Constituency Allowance</b>					
Constituency Allowance	2,609.00	14.36	14.36	2,594.64	0.6%
<b>Total Constituency Allowance</b>		<b>14.36</b>	<b>14.36</b>		
<b>Total Expenditures</b>					
		<b>24,741.10</b>	<b>24,741.10</b>		

---- End of Report ----



House of Assembly  
Newfoundland and Labrador  
Member Accountability and Disclosure Report  
**Expenditures Summarized by Category**  
01-Apr-21 to 30-Sep-21

Coady, Siobhan, MHA

Allowance Category	Expenditure Limit for Fiscal Year (Net of HST)	Expenditures Processed 01-Apr-21 to 30-Sep-21 (Net of HST)	Expenditures Year to Date 01-Apr- to 30-Sep-21 (Net of HST)	Funds Available (Net of HST)	Percent Expended to Date
<b>Office Allowances</b>					
Office Accommodations	--	0.00	0.00	--	--
Rental of Short-term Accommodations	--	0.00	0.00	--	--
Office Start-up Costs	--	0.00	0.00	--	--
Office Operations	10,435.00	940.18	940.18	9,494.82	9.0%
<b>Total Office Allowances</b>		<b>940.18</b>	<b>940.18</b>		
<b>Operational Resources</b>					
Operational Resources	--	225.00	225.00	--	--
<b>Total Operational Resources</b>		<b>225.00</b>	<b>225.00</b>		
<b>Travel &amp; Living Allowances</b>					
House in Session	--	0.00	0.00	--	--
House Not in Session	--	0.00	0.00	--	--
Intra & Extra-Constituency Travel	5,217.00	0.00	0.00	5,217.00	0.0%
Helicopter Travel	--	0.00	0.00	--	--
<b>Total Travel &amp; Living Allowances</b>		<b>0.00</b>	<b>0.00</b>		
<b>Constituency Allowance</b>					
Constituency Allowance	2,609.00	0.00	0.00	2,609.00	0.0%
<b>Total Constituency Allowance</b>		<b>0.00</b>	<b>0.00</b>		
<b>Total Expenditures</b>					
		<b>1,165.18</b>	<b>1,165.18</b>		

---- End of Report ----



House of Assembly  
Newfoundland and Labrador  
Member Accountability and Disclosure Report  
**Expenditures Summarized by Category**  
01-Apr-21 to 30-Sep-21

**Bragg, Derrick, MHA**

Allowance Category	Expenditure Limit for Fiscal Year (Net of HST)	Expenditures Processed 01-Apr-21 to 30-Sep-21 (Net of HST)	Expenditures Year to Date 01-Apr- to 30-Sep-21 (Net of HST)	Funds Available (Net of HST)	Percent Expended to Date
<b>Office Allowances</b>					
Office Accommodations	14,400.00	7,200.00	7,200.00	7,200.00	50.0%
Rental of Short-term Accommodations	--	0.00	0.00	--	--
Office Start-up Costs	--	0.00	0.00	--	--
Office Operations	10,435.00	263.60	263.60	10,171.40	2.5%
<b>Total Office Allowances</b>		<b>7,463.60</b>	<b>7,463.60</b>		
<b>Operational Resources</b>					
Operational Resources	--	1,668.24	1,668.24	--	--
<b>Total Operational Resources</b>		<b>1,668.24</b>	<b>1,668.24</b>		
<b>Travel &amp; Living Allowances</b>					
House in Session	--	4,389.95	4,389.95	--	--
House Not in Session	--	0.00	0.00	--	--
Intra & Extra-Constituency Travel	11,043.00	1,489.43	1,489.43	9,553.57	13.5%
Helicopter Travel	--	0.00	0.00	--	--
<b>Total Travel &amp; Living Allowances</b>		<b>5,879.38</b>	<b>5,879.38</b>		
<b>Constituency Allowance</b>					
Constituency Allowance	2,609.00	324.75	324.75	2,284.25	12.4%
<b>Total Constituency Allowance</b>		<b>324.75</b>	<b>324.75</b>		
<b>Total Expenditures</b>					
		<b>15,335.97</b>	<b>15,335.97</b>		

---- End of Report ----



House of Assembly  
Newfoundland and Labrador  
Member Accountability and Disclosure Report  
**Expenditures Summarized by Category**  
01-Apr-21 to 30-Sep-21

**BRAZIL, DAVID, MHA**

Allowance Category	Expenditure Limit for Fiscal Year (Net of HST)	Expenditures Processed 01-Apr-21 to 30-Sep-21 (Net of HST)	Expenditures Year to Date 01-Apr- to 30-Sep-21 (Net of HST)	Funds Available (Net of HST)	Percent Expended to Date
<b>Office Allowances</b>					
Office Accommodations	--	0.00	0.00	--	--
Rental of Short-term Accommodations	--	0.00	0.00	--	--
Office Start-up Costs	--	0.00	0.00	--	--
Office Operations	10,435.00	1,953.66	1,953.66	8,481.34	18.7%
<b>Total Office Allowances</b>		<b>1,953.66</b>	<b>1,953.66</b>		
<b>Operational Resources</b>					
Operational Resources	--	506.44	506.44	--	--
<b>Total Operational Resources</b>		<b>506.44</b>	<b>506.44</b>		
<b>Travel &amp; Living Allowances</b>					
House in Session	--	0.00	0.00	--	--
House Not in Session	--	0.00	0.00	--	--
Intra & Extra-Constituency Travel	6,696.00	1,770.16	1,770.16	4,925.84	26.4%
Helicopter Travel	--	0.00	0.00	--	--
<b>Total Travel &amp; Living Allowances</b>		<b>1,770.16</b>	<b>1,770.16</b>		
<b>Constituency Allowance</b>					
Constituency Allowance	2,609.00	1,141.08	1,141.08	1,467.92	43.7%
<b>Total Constituency Allowance</b>		<b>1,141.08</b>	<b>1,141.08</b>		
<b>Total Expenditures</b>					
		<b>5,371.34</b>	<b>5,371.34</b>		

---- End of Report ----





House of Assembly  
Newfoundland and Labrador  
Member Accountability and Disclosure Report  
**Expenditures Summarized by Category**  
01-Apr-21 to 30-Sep-21

**BROWN, JORDAN, MHA**

Allowance Category	Expenditure Limit for Fiscal Year (Net of HST)	Expenditures Processed 01-Apr-21 to 30-Sep-21 (Net of HST)	Expenditures Year to Date 01-Apr- to 30-Sep-21 (Net of HST)	Funds Available (Net of HST)	Percent Expended to Date
<b>Office Allowances</b>					
Office Accommodations	--	0.00	0.00	--	--
Rental of Short-term Accommodations	--	0.00	0.00	--	--
Office Start-up Costs	--	0.00	0.00	--	--
Office Operations	10,435.00	294.04	294.04	10,140.96	2.8%
<b>Total Office Allowances</b>		<b>294.04</b>	<b>294.04</b>		
<b>Operational Resources</b>					
Operational Resources	--	1,067.84	1,067.84	--	--
<b>Total Operational Resources</b>		<b>1,067.84</b>	<b>1,067.84</b>		
<b>Travel &amp; Living Allowances</b>					
House in Session	--	6,446.04	6,446.04	--	--
House Not in Session	--	686.68	686.68	--	--
Intra & Extra-Constituency Travel	5,739.00	576.39	576.39	5,162.61	10.0%
Helicopter Travel	--	0.00	0.00	--	--
<b>Total Travel &amp; Living Allowances</b>		<b>7,709.11</b>	<b>7,709.11</b>		
<b>Constituency Allowance</b>					
Constituency Allowance	2,609.00	0.00	0.00	2,609.00	0.0%
<b>Total Constituency Allowance</b>		<b>0.00</b>	<b>0.00</b>		
<b>Total Expenditures</b>					
		<b>9,070.99</b>	<b>9,070.99</b>		

---- End of Report ----



House of Assembly  
Newfoundland and Labrador  
Member Accountability and Disclosure Report  
**Expenditures Summarized by Category**  
01-Apr-21 to 30-Sep-21

Byrne, Gerry, MHA

Allowance Category	Expenditure Limit for Fiscal Year (Net of HST)	Expenditures Processed 01-Apr-21 to 30-Sep-21 (Net of HST)	Expenditures Year to Date 01-Apr- to 30-Sep-21 (Net of HST)	Funds Available (Net of HST)	Percent Expended to Date
<b>Office Allowances</b>					
Office Accommodations	--	0.00	0.00	--	--
Rental of Short-term Accommodations	--	0.00	0.00	--	--
Office Start-up Costs	--	0.00	0.00	--	--
Office Operations	10,435.00	325.15	325.15	10,109.85	3.1%
<b>Total Office Allowances</b>		<b>325.15</b>	<b>325.15</b>		
<b>Operational Resources</b>					
Operational Resources	--	2,751.92	2,751.92	--	--
<b>Total Operational Resources</b>		<b>2,751.92</b>	<b>2,751.92</b>		
<b>Travel &amp; Living Allowances</b>					
House in Session	--	9,094.18	9,094.18	--	--
House Not in Session	--	43.86	43.86	--	--
Intra & Extra-Constituency Travel	5,217.00	0.00	0.00	5,217.00	0.0%
Helicopter Travel	--	0.00	0.00	--	--
<b>Total Travel &amp; Living Allowances</b>		<b>9,138.04</b>	<b>9,138.04</b>		
<b>Constituency Allowance</b>					
Constituency Allowance	2,609.00	50.00	50.00	2,559.00	1.9%
<b>Total Constituency Allowance</b>		<b>50.00</b>	<b>50.00</b>		
<b>Total Expenditures</b>					
		<b>12,265.11</b>	<b>12,265.11</b>		

---- End of Report ----



House of Assembly  
Newfoundland and Labrador  
Member Accountability and Disclosure Report  
**Expenditures Summarized by Category**  
01-Apr-21 to 30-Sep-21

**DEMPSTER, LISA, MHA**

Allowance Category	Expenditure Limit for Fiscal Year (Net of HST)	Expenditures Processed 01-Apr-21 to 30-Sep-21 (Net of HST)	Expenditures Year to Date 01-Apr- to 30-Sep-21 (Net of HST)	Funds Available (Net of HST)	Percent Expended to Date
<b>Office Allowances</b>					
Office Accommodations	15,192.00	7,596.00	7,596.00	7,596.00	50.0%
Rental of Short-term Accommodations	--	0.00	0.00	--	--
Office Start-up Costs	--	0.00	0.00	--	--
Office Operations	10,435.00	1,938.04	1,938.04	8,496.96	18.6%
<b>Total Office Allowances</b>		<b>9,534.04</b>	<b>9,534.04</b>		
<b>Operational Resources</b>					
Operational Resources	--	3,363.33	3,363.33	--	--
<b>Total Operational Resources</b>		<b>3,363.33</b>	<b>3,363.33</b>		
<b>Travel &amp; Living Allowances</b>					
House in Session	--	4,644.22	4,644.22	--	--
House Not in Session	--	140.72	140.72	--	--
Intra & Extra-Constituency Travel	22,261.00	2,596.35	2,596.35	19,664.65	11.7%
Helicopter Travel	18,261.00	0.00	0.00	18,261.00	0.0%
<b>Total Travel &amp; Living Allowances</b>		<b>7,381.29</b>	<b>7,381.29</b>		
<b>Constituency Allowance</b>					
Constituency Allowance	2,609.00	43.61	43.61	2,565.39	1.7%
<b>Total Constituency Allowance</b>		<b>43.61</b>	<b>43.61</b>		
<b>Total Expenditures</b>					
		<b>20,322.27</b>	<b>20,322.27</b>		

---- End of Report ----



House of Assembly  
Newfoundland and Labrador  
Member Accountability and Disclosure Report  
**Expenditures Summarized by Category**  
01-Apr-21 to 30-Sep-21

DINN, JIM, MHA

Allowance Category	Expenditure Limit for Fiscal Year (Net of HST)	Expenditures Processed 01-Apr-21 to 30-Sep-21 (Net of HST)	Expenditures Year to Date 01-Apr- to 30-Sep-21 (Net of HST)	Funds Available (Net of HST)	Percent Expended to Date
<b>Office Allowances</b>					
Office Accommodations	--	0.00	0.00	--	--
Rental of Short-term Accommodations	--	0.00	0.00	--	--
Office Start-up Costs	--	0.00	0.00	--	--
Office Operations	10,435.00	1,926.74	1,926.74	8,508.26	18.5%
<b>Total Office Allowances</b>		<b>1,926.74</b>	<b>1,926.74</b>		
<b>Operational Resources</b>					
Operational Resources	--	446.44	446.44	--	--
<b>Total Operational Resources</b>		<b>446.44</b>	<b>446.44</b>		
<b>Travel &amp; Living Allowances</b>					
House in Session	--	0.00	0.00	--	--
House Not in Session	--	0.00	0.00	--	--
Intra & Extra-Constituency Travel	5,217.00	0.00	0.00	5,217.00	0.0%
Helicopter Travel	--	0.00	0.00	--	--
<b>Total Travel &amp; Living Allowances</b>		<b>0.00</b>	<b>0.00</b>		
<b>Constituency Allowance</b>					
Constituency Allowance	2,609.00	0.00	0.00	2,609.00	0.0%
<b>Total Constituency Allowance</b>		<b>0.00</b>	<b>0.00</b>		
<b>Total Expenditures</b>					
		<b>2,373.18</b>	<b>2,373.18</b>		

---- End of Report ----



House of Assembly  
Newfoundland and Labrador  
Member Accountability and Disclosure Report  
**Expenditures Summarized by Category**  
01-Apr-21 to 30-Sep-21

**DINN, PAUL, MHA**

Allowance Category	Expenditure Limit for Fiscal Year (Net of HST)	Expenditures Processed 01-Apr-21 to 30-Sep-21 (Net of HST)	Expenditures Year to Date 01-Apr- to 30-Sep-21 (Net of HST)	Funds Available (Net of HST)	Percent Expended to Date
<b>Office Allowances</b>					
Office Accommodations	16,000.00	7,999.98	7,999.98	8,000.02	50.0%
Rental of Short-term Accommodations	--	0.00	0.00	--	--
Office Start-up Costs	--	0.00	0.00	--	--
Office Operations	10,435.00	2,525.68	2,525.68	7,909.32	24.2%
<b>Total Office Allowances</b>		<b>10,525.66</b>	<b>10,525.66</b>		
<b>Operational Resources</b>					
Operational Resources	--	1,089.70	1,089.70	--	--
<b>Total Operational Resources</b>		<b>1,089.70</b>	<b>1,089.70</b>		
<b>Travel &amp; Living Allowances</b>					
House in Session	--	0.00	0.00	--	--
House Not in Session	--	0.00	0.00	--	--
Intra & Extra-Constituency Travel	5,217.00	2,439.42	2,439.42	2,777.58	46.8%
Helicopter Travel	--	0.00	0.00	--	--
<b>Total Travel &amp; Living Allowances</b>		<b>2,439.42</b>	<b>2,439.42</b>		
<b>Constituency Allowance</b>					
Constituency Allowance	2,609.00	0.00	0.00	2,609.00	0.0%
<b>Total Constituency Allowance</b>		<b>0.00</b>	<b>0.00</b>		
<b>Total Expenditures</b>					
		<b>14,054.78</b>	<b>14,054.78</b>		

---- End of Report ----



House of Assembly  
Newfoundland and Labrador  
Member Accountability and Disclosure Report  
**Expenditures Summarized by Category**  
01-Apr-21 to 30-Sep-21

EVANS, LELA, MHA

Allowance Category	Expenditure Limit for Fiscal Year (Net of HST)	Expenditures Processed 01-Apr-21 to 30-Sep-21 (Net of HST)	Expenditures Year to Date 01-Apr- to 30-Sep-21 (Net of HST)	Funds Available (Net of HST)	Percent Expended to Date
<b>Office Allowances</b>					
Office Accommodations	--	0.00	0.00	--	--
Rental of Short-term Accommodations	--	0.00	0.00	--	--
Office Start-up Costs	--	0.00	0.00	--	--
Office Operations	10,435.00	939.24	939.24	9,495.76	9.0%
<b>Total Office Allowances</b>		<b>939.24</b>	<b>939.24</b>		
<b>Operational Resources</b>					
Operational Resources	--	467.96	467.96	--	--
<b>Total Operational Resources</b>		<b>467.96</b>	<b>467.96</b>		
<b>Travel &amp; Living Allowances</b>					
House in Session	--	1,653.28	1,653.28	--	--
House Not in Session	--	5,348.32	5,348.32	--	--
Intra & Extra-Constituency Travel	18,000.00	2,393.77	2,393.77	15,606.23	13.3%
Helicopter Travel	9,130.00	0.00	0.00	9,130.00	0.0%
<b>Total Travel &amp; Living Allowances</b>		<b>9,395.37</b>	<b>9,395.37</b>		
<b>Constituency Allowance</b>					
Constituency Allowance	2,609.00	0.00	0.00	2,609.00	0.0%
<b>Total Constituency Allowance</b>		<b>0.00</b>	<b>0.00</b>		
<b>Total Expenditures</b>					
		<b>10,802.57</b>	<b>10,802.57</b>		

---- End of Report ----



House of Assembly  
Newfoundland and Labrador  
Member Accountability and Disclosure Report  
**Expenditures Summarized by Category**  
01-Apr-21 to 30-Sep-21

DWYER, JEFF, MHA

Allowance Category	Expenditure Limit for Fiscal Year (Net of HST)	Expenditures Processed 01-Apr-21 to 30-Sep-21 (Net of HST)	Expenditures Year to Date 01-Apr- to 30-Sep-21 (Net of HST)	Funds Available (Net of HST)	Percent Expended to Date
<b>Office Allowances</b>					
Office Accommodations	16,571.00	8,130.09	8,130.09	8,440.91	49.1%
Rental of Short-term Accommodations	--	0.00	0.00	--	--
Office Start-up Costs	--	0.00	0.00	--	--
Office Operations	10,435.00	337.18	337.18	10,097.82	3.2%
<b>Total Office Allowances</b>		<b>8,467.27</b>	<b>8,467.27</b>		
<b>Operational Resources</b>					
Operational Resources	--	810.57	810.57	--	--
<b>Total Operational Resources</b>		<b>810.57</b>	<b>810.57</b>		
<b>Travel &amp; Living Allowances</b>					
House in Session	--	223.86	223.86	--	--
House Not in Session	--	3,575.28	3,575.28	--	--
Intra & Extra-Constituency Travel	12,000.00	3,449.56	3,449.56	8,550.44	28.7%
Helicopter Travel	--	0.00	0.00	--	--
<b>Total Travel &amp; Living Allowances</b>		<b>7,248.70</b>	<b>7,248.70</b>		
<b>Constituency Allowance</b>					
Constituency Allowance	2,609.00	300.00	300.00	2,309.00	11.5%
<b>Total Constituency Allowance</b>		<b>300.00</b>	<b>300.00</b>		
<b>Total Expenditures</b>		<b>16,826.54</b>	<b>16,826.54</b>		

---- End of Report ----



House of Assembly  
Newfoundland and Labrador  
Member Accountability and Disclosure Report  
**Expenditures Summarized by Category**  
01-Apr-21 to 30-Sep-21

Gambin - Walsh, Sherry, MHA

Allowance Category	Expenditure Limit for Fiscal Year (Net of HST)	Expenditures Processed 01-Apr-21 to 30-Sep-21 (Net of HST)	Expenditures Year to Date 01-Apr- to 30-Sep-21 (Net of HST)	Funds Available (Net of HST)	Percent Expended to Date
<b>Office Allowances</b>					
Office Accommodations	19,000.00	9,500.04	9,500.04	9,499.96	50.0%
Rental of Short-term Accommodations	--	0.00	0.00	--	--
Office Start-up Costs	--	0.00	0.00	--	--
Office Operations	10,435.00	5,439.31	5,439.31	4,995.69	52.1%
<b>Total Office Allowances</b>		<b>14,939.35</b>	<b>14,939.35</b>		
<b>Operational Resources</b>					
Operational Resources	--	3,548.78	3,548.78	--	--
<b>Total Operational Resources</b>		<b>3,548.78</b>	<b>3,548.78</b>		
<b>Travel &amp; Living Allowances</b>					
House in Session	--	2,361.08	2,361.08	--	--
House Not in Session	--	641.57	641.57	--	--
Intra & Extra-Constituency Travel	10,000.00	2,374.49	2,374.49	7,625.51	23.7%
Helicopter Travel	--	0.00	0.00	--	--
<b>Total Travel &amp; Living Allowances</b>		<b>5,377.14</b>	<b>5,377.14</b>		
<b>Constituency Allowance</b>					
Constituency Allowance	2,609.00	491.96	491.96	2,117.04	18.9%
<b>Total Constituency Allowance</b>		<b>491.96</b>	<b>491.96</b>		
<b>Total Expenditures</b>					
		<b>24,357.23</b>	<b>24,357.23</b>		

---- End of Report ----





House of Assembly  
Newfoundland and Labrador  
Member Accountability and Disclosure Report  
**Expenditures Summarized by Category**  
01-Apr-21 to 30-Sep-21

Haggie, John, MHA

Allowance Category	Expenditure Limit for Fiscal Year (Net of HST)	Expenditures Processed 01-Apr-21 to 30-Sep-21 (Net of HST)	Expenditures Year to Date 01-Apr- to 30-Sep-21 (Net of HST)	Funds Available (Net of HST)	Percent Expended to Date
<b>Office Allowances</b>					
Office Accommodations	--	0.00	0.00	--	--
Rental of Short-term Accommodations	--	0.00	0.00	--	--
Office Start-up Costs	--	0.00	0.00	--	--
Office Operations	10,435.00	3,497.18	3,497.18	6,937.82	33.5%
<b>Total Office Allowances</b>		<b>3,497.18</b>	<b>3,497.18</b>		
<b>Operational Resources</b>					
Operational Resources	--	1,011.81	1,011.81	--	--
<b>Total Operational Resources</b>		<b>1,011.81</b>	<b>1,011.81</b>		
<b>Travel &amp; Living Allowances</b>					
House in Session	--	6,041.16	6,041.16	--	--
House Not in Session	--	0.00	0.00	--	--
Intra & Extra-Constituency Travel	6,696.00	48.95	48.95	6,647.05	0.7%
Helicopter Travel	--	0.00	0.00	--	--
<b>Total Travel &amp; Living Allowances</b>		<b>6,090.11</b>	<b>6,090.11</b>		
<b>Constituency Allowance</b>					
Constituency Allowance	2,609.00	0.00	0.00	2,609.00	0.0%
<b>Total Constituency Allowance</b>		<b>0.00</b>	<b>0.00</b>		
<b>Total Expenditures</b>					
		<b>10,599.10</b>	<b>10,599.10</b>		

---- End of Report ----



House of Assembly  
Newfoundland and Labrador  
Member Accountability and Disclosure Report  
**Expenditures Summarized by Category**  
01-Apr-21 to 30-Sep-21

**CROCKER, STEVE, MHA**

Allowance Category	Expenditure Limit for Fiscal Year (Net of HST)	Expenditures Processed 01-Apr-21 to 30-Sep-21 (Net of HST)	Expenditures Year to Date 01-Apr- to 30-Sep-21 (Net of HST)	Funds Available (Net of HST)	Percent Expended to Date
<b>Office Allowances</b>					
Office Accommodations	13,101.00	6,550.02	6,550.02	6,550.98	50.0%
Rental of Short-term Accommodations	--	0.00	0.00	--	--
Office Start-up Costs	--	0.00	0.00	--	--
Office Operations	10,435.00	2,828.68	2,828.68	7,606.32	27.1%
<b>Total Office Allowances</b>		<b>9,378.70</b>	<b>9,378.70</b>		
<b>Operational Resources</b>					
Operational Resources	--	2,735.57	2,735.57	--	--
<b>Total Operational Resources</b>		<b>2,735.57</b>	<b>2,735.57</b>		
<b>Travel &amp; Living Allowances</b>					
House in Session	--	2,217.08	2,217.08	--	--
House Not in Session	--	112.55	112.55	--	--
Intra & Extra-Constituency Travel	7,478.00	1,055.96	1,055.96	6,422.04	14.1%
Helicopter Travel	--	0.00	0.00	--	--
<b>Total Travel &amp; Living Allowances</b>		<b>3,385.59</b>	<b>3,385.59</b>		
<b>Constituency Allowance</b>					
Constituency Allowance	2,609.00	469.68	469.68	2,139.32	18.0%
<b>Total Constituency Allowance</b>		<b>469.68</b>	<b>469.68</b>		
<b>Total Expenditures</b>					
		<b>15,969.54</b>	<b>15,969.54</b>		

---- End of Report ----



House of Assembly  
Newfoundland and Labrador  
Member Accountability and Disclosure Report  
**Expenditures Summarized by Category**  
01-Apr-21 to 30-Sep-21

Davis, Bernard, MHA

Allowance Category	Expenditure Limit for Fiscal Year (Net of HST)	Expenditures Processed 01-Apr-21 to 30-Sep-21 (Net of HST)	Expenditures Year to Date 01-Apr- to 30-Sep-21 (Net of HST)	Funds Available (Net of HST)	Percent Expended to Date
<b>Office Allowances</b>					
Office Accommodations	--	0.00	0.00	--	--
Rental of Short-term Accommodations	--	0.00	0.00	--	--
Office Start-up Costs	--	0.00	0.00	--	--
Office Operations	10,435.00	452.73	452.73	9,982.27	4.3%
<b>Total Office Allowances</b>		<b>452.73</b>	<b>452.73</b>		
<b>Operational Resources</b>					
Operational Resources	--	245.00	245.00	--	--
<b>Total Operational Resources</b>		<b>245.00</b>	<b>245.00</b>		
<b>Travel &amp; Living Allowances</b>					
House in Session	--	0.00	0.00	--	--
House Not in Session	--	0.00	0.00	--	--
Intra & Extra-Constituency Travel	5,217.00	0.00	0.00	5,217.00	0.0%
Helicopter Travel	--	0.00	0.00	--	--
<b>Total Travel &amp; Living Allowances</b>		<b>0.00</b>	<b>0.00</b>		
<b>Constituency Allowance</b>					
Constituency Allowance	2,609.00	1,715.55	1,715.55	893.45	65.8%
<b>Total Constituency Allowance</b>		<b>1,715.55</b>	<b>1,715.55</b>		
<b>Total Expenditures</b>					
		<b>2,413.28</b>	<b>2,413.28</b>		

---- End of Report ----



House of Assembly  
Newfoundland and Labrador  
Member Accountability and Disclosure Report  
**Expenditures Summarized by Category**  
01-Apr-21 to 30-Sep-21

LESTER, JIM, MHA

Allowance Category	Expenditure Limit for Fiscal Year (Net of HST)	Expenditures Processed 01-Apr-21 to 30-Sep-21 (Net of HST)	Expenditures Year to Date 01-Apr- to 30-Sep-21 (Net of HST)	Funds Available (Net of HST)	Percent Expended to Date
<b>Office Allowances</b>					
Office Accommodations	--	0.00	0.00	--	--
Rental of Short-term Accommodations	--	0.00	0.00	--	--
Office Start-up Costs	--	0.00	0.00	--	--
Office Operations	--	0.00	0.00	--	--
<b>Total Office Allowances</b>		<b>0.00</b>	<b>0.00</b>		
<b>Operational Resources</b>					
Operational Resources	--	19.33	19.33	--	--
<b>Total Operational Resources</b>		<b>19.33</b>	<b>19.33</b>		
<b>Travel &amp; Living Allowances</b>					
House in Session	--	0.00	0.00	--	--
House Not in Session	--	0.00	0.00	--	--
Intra & Extra-Constituency Travel	--	0.00	0.00	--	--
Helicopter Travel	--	0.00	0.00	--	--
<b>Total Travel &amp; Living Allowances</b>		<b>0.00</b>	<b>0.00</b>		
<b>Constituency Allowance</b>					
Constituency Allowance	--	0.00	0.00	--	--
<b>Total Constituency Allowance</b>		<b>0.00</b>	<b>0.00</b>		
<b>Total Expenditures</b>					
		<b>19.33</b>	<b>19.33</b>		

---- End of Report ----



House of Assembly  
Newfoundland and Labrador  
Member Accountability and Disclosure Report  
**Expenditures Summarized by Category**  
01-Apr-21 to 30-Sep-21

LOVELESS, ELVIS, MHA

Allowance Category	Expenditure Limit for Fiscal Year (Net of HST)	Expenditures Processed 01-Apr-21 to 30-Sep-21 (Net of HST)	Expenditures Year to Date 01-Apr- to 30-Sep-21 (Net of HST)	Funds Available (Net of HST)	Percent Expended to Date
<b>Office Allowances</b>					
Office Accommodations	11,700.00	5,850.00	5,850.00	5,850.00	50.0%
Rental of Short-term Accommodations	--	0.00	0.00	--	--
Office Start-up Costs	--	0.00	0.00	--	--
Office Operations	10,435.00	1,178.47	1,178.47	9,256.53	11.3%
<b>Total Office Allowances</b>		<b>7,028.47</b>	<b>7,028.47</b>		
<b>Operational Resources</b>					
Operational Resources	--	1,239.94	1,239.94	--	--
<b>Total Operational Resources</b>		<b>1,239.94</b>	<b>1,239.94</b>		
<b>Travel &amp; Living Allowances</b>					
House in Session	--	6,538.11	6,538.11	--	--
House Not in Session	--	701.75	701.75	--	--
Intra & Extra-Constituency Travel	14,174.00	413.69	413.69	13,760.31	2.9%
Helicopter Travel	21,391.00	0.00	0.00	21,391.00	0.0%
<b>Total Travel &amp; Living Allowances</b>		<b>7,653.55</b>	<b>7,653.55</b>		
<b>Constituency Allowance</b>					
Constituency Allowance	2,609.00	0.00	0.00	2,609.00	0.0%
<b>Total Constituency Allowance</b>		<b>0.00</b>	<b>0.00</b>		
<b>Total Expenditures</b>					
		<b>15,921.96</b>	<b>15,921.96</b>		

---- End of Report ----



House of Assembly  
Newfoundland and Labrador  
Member Accountability and Disclosure Report  
**Expenditures Summarized by Category**  
01-Apr-21 to 30-Sep-21

**O'DRISCOLL, LOYOLA, MHA**

Allowance Category	Expenditure Limit for Fiscal Year (Net of HST)	Expenditures Processed 01-Apr-21 to 30-Sep-21 (Net of HST)	Expenditures Year to Date 01-Apr- to 30-Sep-21 (Net of HST)	Funds Available (Net of HST)	Percent Expended to Date
<b>Office Allowances</b>					
Office Accommodations	--	0.00	0.00	--	--
Rental of Short-term Accommodations	--	0.00	0.00	--	--
Office Start-up Costs	--	0.00	0.00	--	--
Office Operations	10,435.00	2,099.03	2,099.03	8,335.97	20.1%
<b>Total Office Allowances</b>		<b>2,099.03</b>	<b>2,099.03</b>		
<b>Operational Resources</b>					
Operational Resources	--	467.31	467.31	--	--
<b>Total Operational Resources</b>		<b>467.31</b>	<b>467.31</b>		
<b>Travel &amp; Living Allowances</b>					
House in Session	--	0.00	0.00	--	--
House Not in Session	--	0.00	0.00	--	--
Intra & Extra-Constituency Travel	8,783.00	2,694.87	2,694.87	6,088.13	30.7%
Helicopter Travel	--	0.00	0.00	--	--
<b>Total Travel &amp; Living Allowances</b>		<b>2,694.87</b>	<b>2,694.87</b>		
<b>Constituency Allowance</b>					
Constituency Allowance	2,609.00	45.37	45.37	2,563.63	1.7%
<b>Total Constituency Allowance</b>		<b>45.37</b>	<b>45.37</b>		
<b>Total Expenditures</b>					
		<b>5,306.58</b>	<b>5,306.58</b>		

---- End of Report ----



House of Assembly  
Newfoundland and Labrador  
Member Accountability and Disclosure Report  
**Expenditures Summarized by Category**  
01-Apr-21 to 30-Sep-21

OSBORNE, TOM, MHA

Allowance Category	Expenditure Limit for Fiscal Year (Net of HST)	Expenditures Processed 01-Apr-21 to 30-Sep-21 (Net of HST)	Expenditures Year to Date 01-Apr- to 30-Sep-21 (Net of HST)	Funds Available (Net of HST)	Percent Expended to Date
<b>Office Allowances</b>					
Office Accommodations	--	0.00	0.00	--	--
Rental of Short-term Accommodations	--	0.00	0.00	--	--
Office Start-up Costs	--	0.00	0.00	--	--
Office Operations	10,435.00	162.14	162.14	10,272.86	1.6%
<b>Total Office Allowances</b>		<b>162.14</b>	<b>162.14</b>		
<b>Operational Resources</b>					
Operational Resources	--	338.75	338.75	--	--
<b>Total Operational Resources</b>		<b>338.75</b>	<b>338.75</b>		
<b>Travel &amp; Living Allowances</b>					
House in Session	--	0.00	0.00	--	--
House Not in Session	--	0.00	0.00	--	--
Intra & Extra-Constituency Travel	5,217.00	0.00	0.00	5,217.00	0.0%
Helicopter Travel	--	0.00	0.00	--	--
<b>Total Travel &amp; Living Allowances</b>		<b>0.00</b>	<b>0.00</b>		
<b>Constituency Allowance</b>					
Constituency Allowance	2,609.00	21.04	21.04	2,587.96	0.8%
<b>Total Constituency Allowance</b>		<b>21.04</b>	<b>21.04</b>		
<b>Total Expenditures</b>					
		<b>521.93</b>	<b>521.93</b>		

---- End of Report ----



House of Assembly  
Newfoundland and Labrador  
Member Accountability and Disclosure Report  
**Expenditures Summarized by Category**  
01-Apr-21 to 30-Sep-21

**PARDY, CRAIG, MHA**

Allowance Category	Expenditure Limit for Fiscal Year (Net of HST)	Expenditures Processed 01-Apr-21 to 30-Sep-21 (Net of HST)	Expenditures Year to Date 01-Apr- to 30-Sep-21 (Net of HST)	Funds Available (Net of HST)	Percent Expended to Date
<b>Office Allowances</b>					
Office Accommodations	17,700.00	8,850.00	8,850.00	8,850.00	50.0%
Rental of Short-term Accommodations	--	0.00	0.00	--	--
Office Start-up Costs	--	0.00	0.00	--	--
Office Operations	10,435.00	3,539.20	3,539.20	6,895.80	33.9%
<b>Total Office Allowances</b>		<b>12,389.20</b>	<b>12,389.20</b>		
<b>Operational Resources</b>					
Operational Resources	--	3,476.30	3,476.30	--	--
<b>Total Operational Resources</b>		<b>3,476.30</b>	<b>3,476.30</b>		
<b>Travel &amp; Living Allowances</b>					
House in Session	--	3,082.10	3,082.10	--	--
House Not in Session	--	1,885.13	1,885.13	--	--
Intra & Extra-Constituency Travel	9,739.00	3,952.44	3,952.44	5,786.56	40.6%
Helicopter Travel	--	0.00	0.00	--	--
<b>Total Travel &amp; Living Allowances</b>		<b>8,919.67</b>	<b>8,919.67</b>		
<b>Constituency Allowance</b>					
Constituency Allowance	2,609.00	91.39	91.39	2,517.61	3.5%
<b>Total Constituency Allowance</b>		<b>91.39</b>	<b>91.39</b>		
<b>Total Expenditures</b>					
		<b>24,876.56</b>	<b>24,876.56</b>		

---- End of Report ----





House of Assembly  
Newfoundland and Labrador  
Member Accountability and Disclosure Report  
**Expenditures Summarized by Category**  
01-Apr-21 to 30-Sep-21

PARROTT, LLOYD, MHA

Allowance Category	Expenditure Limit for Fiscal Year (Net of HST)	Expenditures Processed 01-Apr-21 to 30-Sep-21 (Net of HST)	Expenditures Year to Date 01-Apr- to 30-Sep-21 (Net of HST)	Funds Available (Net of HST)	Percent Expended to Date
<b>Office Allowances</b>					
Office Accommodations	10,960.00	4,718.87	4,718.87	6,241.13	43.1%
Rental of Short-term Accommodations	--	0.00	0.00	--	--
Office Start-up Costs	--	0.00	0.00	--	--
Office Operations	10,435.00	1,683.67	1,683.67	8,751.33	16.1%
<b>Total Office Allowances</b>		<b>6,402.54</b>	<b>6,402.54</b>		
<b>Operational Resources</b>					
Operational Resources	--	1,443.31	1,443.31	--	--
<b>Total Operational Resources</b>		<b>1,443.31</b>	<b>1,443.31</b>		
<b>Travel &amp; Living Allowances</b>					
House in Session	--	5,370.34	5,370.34	--	--
House Not in Session	--	1,850.38	1,850.38	--	--
Intra & Extra-Constituency Travel	11,043.00	4,192.03	4,192.03	6,850.97	38.0%
Helicopter Travel	--	0.00	0.00	--	--
<b>Total Travel &amp; Living Allowances</b>		<b>11,412.75</b>	<b>11,412.75</b>		
<b>Constituency Allowance</b>					
Constituency Allowance	2,609.00	283.00	283.00	2,326.00	10.8%
<b>Total Constituency Allowance</b>		<b>283.00</b>	<b>283.00</b>		
<b>Total Expenditures</b>		<b>19,541.60</b>	<b>19,541.60</b>		

---- End of Report ----



House of Assembly  
Newfoundland and Labrador  
Member Accountability and Disclosure Report  
**Expenditures Summarized by Category**  
01-Apr-21 to 30-Sep-21

Haley, Carol Anne, MHA

Allowance Category	Expenditure Limit for Fiscal Year (Net of HST)	Expenditures Processed 01-Apr-21 to 30-Sep-21 (Net of HST)	Expenditures Year to Date 01-Apr- to 30-Sep-21 (Net of HST)	Funds Available (Net of HST)	Percent Expended to Date
<b>Office Allowances</b>					
Office Accommodations	--	1,295.36	1,295.36	--	--
Rental of Short-term Accommodations	--	0.00	0.00	--	--
Office Start-up Costs	--	0.00	0.00	--	--
Office Operations	--	0.00	0.00	--	--
<b>Total Office Allowances</b>		<b>1,295.36</b>	<b>1,295.36</b>		
<b>Operational Resources</b>					
Operational Resources	--	60.00	60.00	--	--
<b>Total Operational Resources</b>		<b>60.00</b>	<b>60.00</b>		
<b>Travel &amp; Living Allowances</b>					
House in Session	--	0.00	0.00	--	--
House Not in Session	--	0.00	0.00	--	--
Intra & Extra-Constituency Travel	--	0.00	0.00	--	--
Helicopter Travel	--	0.00	0.00	--	--
<b>Total Travel &amp; Living Allowances</b>		<b>0.00</b>	<b>0.00</b>		
<b>Constituency Allowance</b>					
Constituency Allowance	--	0.00	0.00	--	--
<b>Total Constituency Allowance</b>		<b>0.00</b>	<b>0.00</b>		
<b>Total Expenditures</b>					
		<b>1,355.36</b>	<b>1,355.36</b>		

---- End of Report ----



House of Assembly  
Newfoundland and Labrador  
Member Accountability and Disclosure Report  
**Expenditures Summarized by Category**  
01-Apr-21 to 30-Sep-21

JOYCE, EDDIE, MHA

Allowance Category	Expenditure Limit for Fiscal Year (Net of HST)	Expenditures Processed 01-Apr-21 to 30-Sep-21 (Net of HST)	Expenditures Year to Date 01-Apr- to 30-Sep-21 (Net of HST)	Funds Available (Net of HST)	Percent Expended to Date
<b>Office Allowances</b>					
Office Accommodations	--	0.00	0.00	--	--
Rental of Short-term Accommodations	--	0.00	0.00	--	--
Office Start-up Costs	--	0.00	0.00	--	--
Office Operations	10,435.00	3,776.73	3,776.73	6,658.27	36.2%
<b>Total Office Allowances</b>		<b>3,776.73</b>	<b>3,776.73</b>		
<b>Operational Resources</b>					
Operational Resources	--	2,419.34	2,419.34	--	--
<b>Total Operational Resources</b>		<b>2,419.34</b>	<b>2,419.34</b>		
<b>Travel &amp; Living Allowances</b>					
House in Session	--	7,226.73	7,226.73	--	--
House Not in Session	--	939.71	939.71	--	--
Intra & Extra-Constituency Travel	10,870.00	2,960.48	2,960.48	7,909.52	27.2%
Helicopter Travel	--	0.00	0.00	--	--
<b>Total Travel &amp; Living Allowances</b>		<b>11,126.92</b>	<b>11,126.92</b>		
<b>Constituency Allowance</b>					
Constituency Allowance	2,609.00	395.66	395.66	2,213.34	15.2%
<b>Total Constituency Allowance</b>		<b>395.66</b>	<b>395.66</b>		
<b>Total Expenditures</b>					
		<b>17,718.65</b>	<b>17,718.65</b>		

---- End of Report ----



House of Assembly  
Newfoundland and Labrador  
Member Accountability and Disclosure Report  
**Expenditures Summarized by Category**  
01-Apr-21 to 30-Sep-21

LANE, PAUL, MHA

Allowance Category	Expenditure Limit for Fiscal Year (Net of HST)	Expenditures Processed 01-Apr-21 to 30-Sep-21 (Net of HST)	Expenditures Year to Date 01-Apr- to 30-Sep-21 (Net of HST)	Funds Available (Net of HST)	Percent Expended to Date
<b>Office Allowances</b>					
Office Accommodations	--	0.00	0.00	--	--
Rental of Short-term Accommodations	--	0.00	0.00	--	--
Office Start-up Costs	--	0.00	0.00	--	--
Office Operations	10,435.00	7,237.92	7,237.92	3,197.08	69.4%
<b>Total Office Allowances</b>		<b>7,237.92</b>	<b>7,237.92</b>		
<b>Operational Resources</b>					
Operational Resources	--	505.70	505.70	--	--
<b>Total Operational Resources</b>		<b>505.70</b>	<b>505.70</b>		
<b>Travel &amp; Living Allowances</b>					
House in Session	--	0.00	0.00	--	--
House Not in Session	--	0.00	0.00	--	--
Intra & Extra-Constituency Travel	5,217.00	2,400.00	2,400.00	2,817.00	46.0%
Helicopter Travel	--	0.00	0.00	--	--
<b>Total Travel &amp; Living Allowances</b>		<b>2,400.00</b>	<b>2,400.00</b>		
<b>Constituency Allowance</b>					
Constituency Allowance	2,609.00	65.00	65.00	2,544.00	2.5%
<b>Total Constituency Allowance</b>		<b>65.00</b>	<b>65.00</b>		
<b>Total Expenditures</b>					
		<b>10,208.62</b>	<b>10,208.62</b>		

---- End of Report ----



House of Assembly  
Newfoundland and Labrador  
Member Accountability and Disclosure Report  
**Expenditures Summarized by Category**  
01-Apr-21 to 30-Sep-21

Petten, Barry, MHA

Allowance Category	Expenditure Limit for Fiscal Year (Net of HST)	Expenditures Processed 01-Apr-21 to 30-Sep-21 (Net of HST)	Expenditures Year to Date 01-Apr- to 30-Sep-21 (Net of HST)	Funds Available (Net of HST)	Percent Expended to Date
<b>Office Allowances</b>					
Office Accommodations	14,280.00	7,140.00	7,140.00	7,140.00	50.0%
Rental of Short-term Accommodations	--	0.00	0.00	--	--
Office Start-up Costs	--	0.00	0.00	--	--
Office Operations	10,435.00	1,282.85	1,282.85	9,152.15	12.3%
<b>Total Office Allowances</b>		<b>8,422.85</b>	<b>8,422.85</b>		
<b>Operational Resources</b>					
Operational Resources	--	1,882.51	1,882.51	--	--
<b>Total Operational Resources</b>		<b>1,882.51</b>	<b>1,882.51</b>		
<b>Travel &amp; Living Allowances</b>					
House in Session	--	0.00	0.00	--	--
House Not in Session	--	0.00	0.00	--	--
Intra & Extra-Constituency Travel	5,304.00	2,400.00	2,400.00	2,904.00	45.2%
Helicopter Travel	--	0.00	0.00	--	--
<b>Total Travel &amp; Living Allowances</b>		<b>2,400.00</b>	<b>2,400.00</b>		
<b>Constituency Allowance</b>					
Constituency Allowance	2,609.00	0.00	0.00	2,609.00	0.0%
<b>Total Constituency Allowance</b>		<b>0.00</b>	<b>0.00</b>		
<b>Total Expenditures</b>		<b>12,705.36</b>	<b>12,705.36</b>		

---- End of Report ----



House of Assembly  
Newfoundland and Labrador  
Member Accountability and Disclosure Report  
**Expenditures Summarized by Category**  
01-Apr-21 to 30-Sep-21

**REID, SCOTT, MHA**

Allowance Category	Expenditure Limit for Fiscal Year (Net of HST)	Expenditures Processed 01-Apr-21 to 30-Sep-21 (Net of HST)	Expenditures Year to Date 01-Apr- to 30-Sep-21 (Net of HST)	Funds Available (Net of HST)	Percent Expended to Date
<b>Office Allowances</b>					
Office Accommodations	--	0.00	0.00	--	--
Rental of Short-term Accommodations	--	0.00	0.00	--	--
Office Start-up Costs	--	0.00	0.00	--	--
Office Operations	10,435.00	3,255.10	3,255.10	7,179.90	31.2%
<b>Total Office Allowances</b>		<b>3,255.10</b>	<b>3,255.10</b>		
<b>Operational Resources</b>					
Operational Resources	--	2,122.36	2,122.36	--	--
<b>Total Operational Resources</b>		<b>2,122.36</b>	<b>2,122.36</b>		
<b>Travel &amp; Living Allowances</b>					
House in Session	--	5,709.50	5,709.50	--	--
House Not in Session	--	7,574.94	7,574.94	--	--
Intra & Extra-Constituency Travel	7,304.00	1,943.46	1,943.46	5,360.54	26.6%
Helicopter Travel	--	0.00	0.00	--	--
<b>Total Travel &amp; Living Allowances</b>		<b>15,227.90</b>	<b>15,227.90</b>		
<b>Constituency Allowance</b>					
Constituency Allowance	2,609.00	110.80	110.80	2,498.20	4.2%
<b>Total Constituency Allowance</b>		<b>110.80</b>	<b>110.80</b>		
<b>Total Expenditures</b>					
		<b>20,716.16</b>	<b>20,716.16</b>		

---- End of Report ----



House of Assembly  
Newfoundland and Labrador  
Member Accountability and Disclosure Report  
**Expenditures Summarized by Category**  
01-Apr-21 to 30-Sep-21

TIBBS, CHRIS, MHA

Allowance Category	Expenditure Limit for Fiscal Year (Net of HST)	Expenditures Processed 01-Apr-21 to 30-Sep-21 (Net of HST)	Expenditures Year to Date 01-Apr- to 30-Sep-21 (Net of HST)	Funds Available (Net of HST)	Percent Expended to Date
<b>Office Allowances</b>					
Office Accommodations	--	0.00	0.00	--	--
Rental of Short-term Accommodations	--	0.00	0.00	--	--
Office Start-up Costs	--	0.00	0.00	--	--
Office Operations	10,435.00	1,332.95	1,332.95	9,102.05	12.8%
<b>Total Office Allowances</b>		<b>1,332.95</b>	<b>1,332.95</b>		
<b>Operational Resources</b>					
Operational Resources	--	1,089.14	1,089.14	--	--
<b>Total Operational Resources</b>		<b>1,089.14</b>	<b>1,089.14</b>		
<b>Travel &amp; Living Allowances</b>					
House in Session	--	5,287.23	5,287.23	--	--
House Not in Session	--	3,514.73	3,514.73	--	--
Intra & Extra-Constituency Travel	7,913.00	360.78	360.78	7,552.22	4.6%
Helicopter Travel	--	0.00	0.00	--	--
<b>Total Travel &amp; Living Allowances</b>		<b>9,162.74</b>	<b>9,162.74</b>		
<b>Constituency Allowance</b>					
Constituency Allowance	2,609.00	0.00	0.00	2,609.00	0.0%
<b>Total Constituency Allowance</b>		<b>0.00</b>	<b>0.00</b>		
<b>Total Expenditures</b>					
		<b>11,584.83</b>	<b>11,584.83</b>		

---- End of Report ----



House of Assembly  
Newfoundland and Labrador  
Member Accountability and Disclosure Report  
**Expenditures Summarized by Category**  
01-Apr-21 to 30-Sep-21

**STOODLEY, SARAH, MHA**

Allowance Category	Expenditure Limit for Fiscal Year (Net of HST)	Expenditures Processed 01-Apr-21 to 30-Sep-21 (Net of HST)	Expenditures Year to Date 01-Apr- to 30-Sep-21 (Net of HST)	Funds Available (Net of HST)	Percent Expended to Date
<b>Office Allowances</b>					
Office Accommodations	--	0.00	0.00	--	--
Rental of Short-term Accommodations	--	0.00	0.00	--	--
Office Start-up Costs	--	0.00	0.00	--	--
Office Operations	10,435.00	1,762.96	1,762.96	8,672.04	16.9%
<b>Total Office Allowances</b>		<b>1,762.96</b>	<b>1,762.96</b>		
<b>Operational Resources</b>					
Operational Resources	--	205.00	205.00	--	--
<b>Total Operational Resources</b>		<b>205.00</b>	<b>205.00</b>		
<b>Travel &amp; Living Allowances</b>					
House in Session	--	0.00	0.00	--	--
House Not in Session	--	0.00	0.00	--	--
Intra & Extra-Constituency Travel	5,217.00	7.89	7.89	5,209.11	0.2%
Helicopter Travel	--	0.00	0.00	--	--
<b>Total Travel &amp; Living Allowances</b>		<b>7.89</b>	<b>7.89</b>		
<b>Constituency Allowance</b>					
Constituency Allowance	2,609.00	805.81	805.81	1,803.19	30.9%
<b>Total Constituency Allowance</b>		<b>805.81</b>	<b>805.81</b>		
<b>Total Expenditures</b>					
		<b>2,781.66</b>	<b>2,781.66</b>		

---- End of Report ----





House of Assembly  
Newfoundland and Labrador  
Member Accountability and Disclosure Report  
**Expenditures Summarized by Category**  
01-Apr-21 to 30-Sep-21

**WAKEHAM, TONY, MHA**

Allowance Category	Expenditure Limit for Fiscal Year (Net of HST)	Expenditures Processed 01-Apr-21 to 30-Sep-21 (Net of HST)	Expenditures Year to Date 01-Apr- to 30-Sep-21 (Net of HST)	Funds Available (Net of HST)	Percent Expended to Date
<b>Office Allowances</b>					
Office Accommodations	9,377.00	4,688.40	4,688.40	4,688.60	50.0%
Rental of Short-term Accommodations	--	0.00	0.00	--	--
Office Start-up Costs	--	0.00	0.00	--	--
Office Operations	10,435.00	527.19	527.19	9,907.81	5.1%
<b>Total Office Allowances</b>		<b>5,215.59</b>	<b>5,215.59</b>		
<b>Operational Resources</b>					
Operational Resources	--	2,462.09	2,462.09	--	--
<b>Total Operational Resources</b>		<b>2,462.09</b>	<b>2,462.09</b>		
<b>Travel &amp; Living Allowances</b>					
House in Session	--	10,133.86	10,133.86	--	--
House Not in Session	--	4,025.43	4,025.43	--	--
Intra & Extra-Constituency Travel	5,913.00	1,485.46	1,485.46	4,427.54	25.1%
Helicopter Travel	--	0.00	0.00	--	--
<b>Total Travel &amp; Living Allowances</b>		<b>15,644.75</b>	<b>15,644.75</b>		
<b>Constituency Allowance</b>					
Constituency Allowance	2,609.00	0.00	0.00	2,609.00	0.0%
<b>Total Constituency Allowance</b>		<b>0.00</b>	<b>0.00</b>		
<b>Total Expenditures</b>					
		<b>23,322.43</b>	<b>23,322.43</b>		

---- End of Report ----



House of Assembly  
Newfoundland and Labrador  
Member Accountability and Disclosure Report  
**Expenditures Summarized by Category**  
01-Apr-21 to 30-Sep-21

Trimper, Perry, MHA

Allowance Category	Expenditure Limit for Fiscal Year (Net of HST)	Expenditures Processed 01-Apr-21 to 30-Sep-21 (Net of HST)	Expenditures Year to Date 01-Apr- to 30-Sep-21 (Net of HST)	Funds Available (Net of HST)	Percent Expended to Date
<b>Office Allowances</b>					
Office Accommodations	--	0.00	0.00	--	--
Rental of Short-term Accommodations	--	0.00	0.00	--	--
Office Start-up Costs	--	0.00	0.00	--	--
Office Operations	10,435.00	2,843.32	2,843.32	7,591.68	27.2%
<b>Total Office Allowances</b>		<b>2,843.32</b>	<b>2,843.32</b>		
<b>Operational Resources</b>					
Operational Resources	--	917.47	917.47	--	--
<b>Total Operational Resources</b>		<b>917.47</b>	<b>917.47</b>		
<b>Travel &amp; Living Allowances</b>					
House in Session	--	8,163.89	8,163.89	--	--
House Not in Session	--	2,178.64	2,178.64	--	--
Intra & Extra-Constituency Travel	6,957.00	458.02	458.02	6,498.98	6.6%
Helicopter Travel	--	0.00	0.00	--	--
<b>Total Travel &amp; Living Allowances</b>		<b>10,800.55</b>	<b>10,800.55</b>		
<b>Constituency Allowance</b>					
Constituency Allowance	2,609.00	232.15	232.15	2,376.85	8.9%
<b>Total Constituency Allowance</b>		<b>232.15</b>	<b>232.15</b>		
<b>Total Expenditures</b>					
		<b>14,793.49</b>	<b>14,793.49</b>		

---- End of Report ----



House of Assembly  
Newfoundland and Labrador  
Member Accountability and Disclosure Report  
**Expenditures Summarized by Category**  
01-Apr-21 to 30-Sep-21

**PARSONS, ANDREW, MHA**

Allowance Category	Expenditure Limit for Fiscal Year (Net of HST)	Expenditures Processed 01-Apr-21 to 30-Sep-21 (Net of HST)	Expenditures Year to Date 01-Apr- to 30-Sep-21 (Net of HST)	Funds Available (Net of HST)	Percent Expended to Date
<b>Office Allowances</b>					
Office Accommodations	13,200.00	6,600.00	6,600.00	6,600.00	50.0%
Rental of Short-term Accommodations	--	0.00	0.00	--	--
Office Start-up Costs	--	0.00	0.00	--	--
Office Operations	10,435.00	1,678.01	1,678.01	8,756.99	16.1%
<b>Total Office Allowances</b>		<b>8,278.01</b>	<b>8,278.01</b>		
<b>Operational Resources</b>					
Operational Resources	--	2,141.20	2,141.20	--	--
<b>Total Operational Resources</b>		<b>2,141.20</b>	<b>2,141.20</b>		
<b>Travel &amp; Living Allowances</b>					
House in Session	--	6,591.71	6,591.71	--	--
House Not in Session	--	0.00	0.00	--	--
Intra & Extra-Constituency Travel	9,826.00	498.60	498.60	9,327.40	5.1%
Helicopter Travel	18,261.00	0.00	0.00	18,261.00	0.0%
<b>Total Travel &amp; Living Allowances</b>		<b>7,090.31</b>	<b>7,090.31</b>		
<b>Constituency Allowance</b>					
Constituency Allowance	2,609.00	180.08	180.08	2,428.92	6.9%
<b>Total Constituency Allowance</b>		<b>180.08</b>	<b>180.08</b>		
<b>Total Expenditures</b>					
		<b>17,689.60</b>	<b>17,689.60</b>		

---- End of Report ----



House of Assembly  
Newfoundland and Labrador  
Member Accountability and Disclosure Report  
**Expenditures Summarized by Category**  
01-Apr-21 to 30-Sep-21

**Warr, Brian, MHA**

Allowance Category	Expenditure Limit for Fiscal Year (Net of HST)	Expenditures Processed 01-Apr-21 to 30-Sep-21 (Net of HST)	Expenditures Year to Date 01-Apr- to 30-Sep-21 (Net of HST)	Funds Available (Net of HST)	Percent Expended to Date
<b>Office Allowances</b>					
Office Accommodations	9,987.00	4,993.50	4,993.50	4,993.50	50.0%
Rental of Short-term Accommodations	--	0.00	0.00	--	--
Office Start-up Costs	--	0.00	0.00	--	--
Office Operations	10,435.00	523.35	523.35	9,911.65	5.0%
<b>Total Office Allowances</b>		<b>5,516.85</b>	<b>5,516.85</b>		
<b>Operational Resources</b>					
Operational Resources	--	2,638.44	2,638.44	--	--
<b>Total Operational Resources</b>		<b>2,638.44</b>	<b>2,638.44</b>		
<b>Travel &amp; Living Allowances</b>					
House in Session	--	6,845.69	6,845.69	--	--
House Not in Session	--	3,415.17	3,415.17	--	--
Intra & Extra-Constituency Travel	10,957.00	702.97	702.97	10,254.03	6.4%
Helicopter Travel	--	0.00	0.00	--	--
<b>Total Travel &amp; Living Allowances</b>		<b>10,963.83</b>	<b>10,963.83</b>		
<b>Constituency Allowance</b>					
Constituency Allowance	2,609.00	120.00	120.00	2,489.00	4.6%
<b>Total Constituency Allowance</b>		<b>120.00</b>	<b>120.00</b>		
<b>Total Expenditures</b>					
		<b>19,239.12</b>	<b>19,239.12</b>		

---- End of Report ----



House of Assembly  
Newfoundland and Labrador  
Member Accountability and Disclosure Report  
**Expenditures Summarized by Category**  
01-Apr-21 to 30-Sep-21

**PARSONS, KEVIN, MHA**

Allowance Category	Expenditure Limit for Fiscal Year (Net of HST)	Expenditures Processed 01-Apr-21 to 30-Sep-21 (Net of HST)	Expenditures Year to Date 01-Apr- to 30-Sep-21 (Net of HST)	Funds Available (Net of HST)	Percent Expended to Date
<b>Office Allowances</b>					
Office Accommodations	--	0.00	0.00	--	--
Rental of Short-term Accommodations	--	0.00	0.00	--	--
Office Start-up Costs	--	0.00	0.00	--	--
Office Operations	--	0.00	0.00	--	--
<b>Total Office Allowances</b>		<b>0.00</b>	<b>0.00</b>		
<b>Operational Resources</b>					
Operational Resources	--	25.00	25.00	--	--
<b>Total Operational Resources</b>		<b>25.00</b>	<b>25.00</b>		
<b>Travel &amp; Living Allowances</b>					
House in Session	--	0.00	0.00	--	--
House Not in Session	--	0.00	0.00	--	--
Intra & Extra-Constituency Travel	--	0.00	0.00	--	--
Helicopter Travel	--	0.00	0.00	--	--
<b>Total Travel &amp; Living Allowances</b>		<b>0.00</b>	<b>0.00</b>		
<b>Constituency Allowance</b>					
Constituency Allowance	--	0.00	0.00	--	--
<b>Total Constituency Allowance</b>		<b>0.00</b>	<b>0.00</b>		
<b>Total Expenditures</b>					
		<b>25.00</b>	<b>25.00</b>		

---- End of Report ----



House of Assembly  
Newfoundland and Labrador  
Member Accountability and Disclosure Report  
**Expenditures Summarized by Category**  
01-Apr-21 to 30-Sep-21

Parsons, Pam, MHA

Allowance Category	Expenditure Limit for Fiscal Year (Net of HST)	Expenditures Processed 01-Apr-21 to 30-Sep-21 (Net of HST)	Expenditures Year to Date 01-Apr- to 30-Sep-21 (Net of HST)	Funds Available (Net of HST)	Percent Expended to Date
<b>Office Allowances</b>					
Office Accommodations	14,507.00	7,253.46	7,253.46	7,253.54	50.0%
Rental of Short-term Accommodations	--	0.00	0.00	--	--
Office Start-up Costs	--	0.00	0.00	--	--
Office Operations	10,435.00	521.21	521.21	9,913.79	5.0%
<b>Total Office Allowances</b>		<b>7,774.67</b>	<b>7,774.67</b>		
<b>Operational Resources</b>					
Operational Resources	--	4,231.75	4,231.75	--	--
<b>Total Operational Resources</b>		<b>4,231.75</b>	<b>4,231.75</b>		
<b>Travel &amp; Living Allowances</b>					
House in Session	--	2,089.11	2,089.11	--	--
House Not in Session	--	21.72	21.72	--	--
Intra & Extra-Constituency Travel	6,696.00	0.00	0.00	6,696.00	0.0%
Helicopter Travel	--	0.00	0.00	--	--
<b>Total Travel &amp; Living Allowances</b>		<b>2,110.83</b>	<b>2,110.83</b>		
<b>Constituency Allowance</b>					
Constituency Allowance	2,609.00	0.00	0.00	2,609.00	0.0%
<b>Total Constituency Allowance</b>		<b>0.00</b>	<b>0.00</b>		
<b>Total Expenditures</b>					
		<b>14,117.25</b>	<b>14,117.25</b>		

---- End of Report ----



House of Assembly  
Newfoundland and Labrador  
Member Accountability and Disclosure Report  
**Expenditures Summarized by Category**  
01-Apr-21 to 30-Sep-21

**PIKE, PAUL, MHA**

Allowance Category	Expenditure Limit for Fiscal Year (Net of HST)	Expenditures Processed 01-Apr-21 to 30-Sep-21 (Net of HST)	Expenditures Year to Date 01-Apr- to 30-Sep-21 (Net of HST)	Funds Available (Net of HST)	Percent Expended to Date
<b>Office Allowances</b>					
Office Accommodations	15,545.00	6,476.80	6,476.80	9,068.20	41.7%
Rental of Short-term Accommodations	--	0.00	0.00	--	--
Office Start-up Costs	870.00	608.78	608.78	261.22	70.0%
Office Operations	10,435.00	1,460.30	1,460.30	8,974.70	14.0%
<b>Total Office Allowances</b>		<b>8,545.88</b>	<b>8,545.88</b>		
<b>Operational Resources</b>					
Operational Resources	--	4,715.30	4,715.30	--	--
<b>Total Operational Resources</b>		<b>4,715.30</b>	<b>4,715.30</b>		
<b>Travel &amp; Living Allowances</b>					
House in Session	--	4,939.90	4,939.90	--	--
House Not in Session	--	3,828.37	3,828.37	--	--
Intra & Extra-Constituency Travel	11,043.00	2,261.10	2,261.10	8,781.90	20.5%
Helicopter Travel	--	0.00	0.00	--	--
<b>Total Travel &amp; Living Allowances</b>		<b>11,029.37</b>	<b>11,029.37</b>		
<b>Constituency Allowance</b>					
Constituency Allowance	2,609.00	0.00	0.00	2,609.00	0.0%
<b>Total Constituency Allowance</b>		<b>0.00</b>	<b>0.00</b>		
<b>Total Expenditures</b>					
		<b>24,290.55</b>	<b>24,290.55</b>		

---- End of Report ----



House of Assembly  
Newfoundland and Labrador  
Member Accountability and Disclosure Report  
**Expenditures Summarized by Category**  
01-Apr-21 to 30-Sep-21

WALL, JOEDY, MHA

Allowance Category	Expenditure Limit for Fiscal Year (Net of HST)	Expenditures Processed 01-Apr-21 to 30-Sep-21 (Net of HST)	Expenditures Year to Date 01-Apr- to 30-Sep-21 (Net of HST)	Funds Available (Net of HST)	Percent Expended to Date
<b>Office Allowances</b>					
Office Accommodations	--	0.00	0.00	--	--
Rental of Short-term Accommodations	--	0.00	0.00	--	--
Office Start-up Costs	870.00	327.73	327.73	542.27	37.7%
Office Operations	10,435.00	4,107.73	4,107.73	6,327.27	39.4%
<b>Total Office Allowances</b>		<b>4,435.46</b>	<b>4,435.46</b>		
<b>Operational Resources</b>					
Operational Resources	--	459.43	459.43	--	--
<b>Total Operational Resources</b>		<b>459.43</b>	<b>459.43</b>		
<b>Travel &amp; Living Allowances</b>					
House in Session	--	0.00	0.00	--	--
House Not in Session	--	0.00	0.00	--	--
Intra & Extra-Constituency Travel	6,261.00	2,764.64	2,764.64	3,496.36	44.2%
Helicopter Travel	--	0.00	0.00	--	--
<b>Total Travel &amp; Living Allowances</b>		<b>2,764.64</b>	<b>2,764.64</b>		
<b>Constituency Allowance</b>					
Constituency Allowance	2,609.00	665.75	665.75	1,943.25	25.5%
<b>Total Constituency Allowance</b>		<b>665.75</b>	<b>665.75</b>		
<b>Total Expenditures</b>		<b>8,325.28</b>	<b>8,325.28</b>		

---- End of Report ----





House of Assembly  
Newfoundland and Labrador  
Member Accountability and Disclosure Report  
**Expenditures Summarized by Category**  
01-Apr-21 to 30-Sep-21

**Bennett, Derek, MHA**

Allowance Category	Expenditure Limit for Fiscal Year (Net of HST)	Expenditures Processed 01-Apr-21 to 30-Sep-21 (Net of HST)	Expenditures Year to Date 01-Apr- to 30-Sep-21 (Net of HST)	Funds Available (Net of HST)	Percent Expended to Date
<b>Office Allowances</b>					
Office Accommodations	--	0.00	0.00	--	--
Rental of Short-term Accommodations	--	0.00	0.00	--	--
Office Start-up Costs	--	0.00	0.00	--	--
Office Operations	10,435.00	1,407.66	1,407.66	9,027.34	13.5%
<b>Total Office Allowances</b>		<b>1,407.66</b>	<b>1,407.66</b>		
<b>Operational Resources</b>					
Operational Resources	--	2,553.66	2,553.66	--	--
<b>Total Operational Resources</b>		<b>2,553.66</b>	<b>2,553.66</b>		
<b>Travel &amp; Living Allowances</b>					
House in Session	--	6,037.27	6,037.27	--	--
House Not in Session	--	2,208.60	2,208.60	--	--
Intra & Extra-Constituency Travel	8,000.00	1,437.21	1,437.21	6,562.79	18.0%
Helicopter Travel	--	0.00	0.00	--	--
<b>Total Travel &amp; Living Allowances</b>		<b>9,683.08</b>	<b>9,683.08</b>		
<b>Constituency Allowance</b>					
Constituency Allowance	2,609.00	495.60	495.60	2,113.40	19.0%
<b>Total Constituency Allowance</b>		<b>495.60</b>	<b>495.60</b>		
<b>Total Expenditures</b>					
		<b>14,140.00</b>	<b>14,140.00</b>		

---- End of Report ----



House of Assembly  
Newfoundland and Labrador  
Member Accountability and Disclosure Report  
**Expenditures Summarized by Category**  
01-Apr-21 to 30-Sep-21

FORSEY, PLEAMAN, MHA

Allowance Category	Expenditure Limit for Fiscal Year (Net of HST)	Expenditures Processed 01-Apr-21 to 30-Sep-21 (Net of HST)	Expenditures Year to Date 01-Apr- to 30-Sep-21 (Net of HST)	Funds Available (Net of HST)	Percent Expended to Date
<b>Office Allowances</b>					
Office Accommodations	19,200.00	9,600.00	9,600.00	9,600.00	50.0%
Rental of Short-term Accommodations	--	0.00	0.00	--	--
Office Start-up Costs	--	0.00	0.00	--	--
Office Operations	10,435.00	2,544.98	2,544.98	7,890.02	24.4%
<b>Total Office Allowances</b>		<b>12,144.98</b>	<b>12,144.98</b>		
<b>Operational Resources</b>					
Operational Resources	--	4,078.01	4,078.01	--	--
<b>Total Operational Resources</b>		<b>4,078.01</b>	<b>4,078.01</b>		
<b>Travel &amp; Living Allowances</b>					
House in Session	--	4,626.60	4,626.60	--	--
House Not in Session	--	941.91	941.91	--	--
Intra & Extra-Constituency Travel	9,391.00	1,347.02	1,347.02	8,043.98	14.3%
Helicopter Travel	--	0.00	0.00	--	--
<b>Total Travel &amp; Living Allowances</b>		<b>6,915.53</b>	<b>6,915.53</b>		
<b>Constituency Allowance</b>					
Constituency Allowance	2,609.00	90.00	90.00	2,519.00	3.4%
<b>Total Constituency Allowance</b>		<b>90.00</b>	<b>90.00</b>		
<b>Total Expenditures</b>		<b>23,228.52</b>	<b>23,228.52</b>		

---- End of Report ----



House of Assembly  
Newfoundland and Labrador  
Member Accountability and Disclosure Report  
**Expenditures Summarized by Category**  
01-Apr-21 to 30-Sep-21

FUREY, ANDREW, MHA

Allowance Category	Expenditure Limit for Fiscal Year (Net of HST)	Expenditures Processed 01-Apr-21 to 30-Sep-21 (Net of HST)	Expenditures Year to Date 01-Apr- to 30-Sep-21 (Net of HST)	Funds Available (Net of HST)	Percent Expended to Date
<b>Office Allowances</b>					
Office Accommodations	12,300.00	6,150.00	6,150.00	6,150.00	50.0%
Rental of Short-term Accommodations	--	0.00	0.00	--	--
Office Start-up Costs	--	0.00	0.00	--	--
Office Operations	10,435.00	2,699.51	2,699.51	7,735.49	25.9%
<b>Total Office Allowances</b>		<b>8,849.51</b>	<b>8,849.51</b>		
<b>Operational Resources</b>					
Operational Resources	--	1,348.57	1,348.57	--	--
<b>Total Operational Resources</b>		<b>1,348.57</b>	<b>1,348.57</b>		
<b>Travel &amp; Living Allowances</b>					
House in Session	--	1,180.32	1,180.32	--	--
House Not in Session	--	1,149.62	1,149.62	--	--
Intra & Extra-Constituency Travel	10,957.00	1,535.41	1,535.41	9,421.59	14.0%
Helicopter Travel	--	0.00	0.00	--	--
<b>Total Travel &amp; Living Allowances</b>		<b>3,865.35</b>	<b>3,865.35</b>		
<b>Constituency Allowance</b>					
Constituency Allowance	2,609.00	0.00	0.00	2,609.00	0.0%
<b>Total Constituency Allowance</b>		<b>0.00</b>	<b>0.00</b>		
<b>Total Expenditures</b>					
		<b>14,063.43</b>	<b>14,063.43</b>		

---- End of Report ----



House of Assembly  
Newfoundland and Labrador  
Member Accountability and Disclosure Report  
**Expenditures Summarized by Category**  
01-Apr-21 to 30-Sep-21

ABBOTT, JOHN, MHA

Allowance Category	Expenditure Limit for Fiscal Year (Net of HST)	Expenditures Processed 01-Apr-21 to 30-Sep-21 (Net of HST)	Expenditures Year to Date 01-Apr- to 30-Sep-21 (Net of HST)	Funds Available (Net of HST)	Percent Expended to Date
<b>Office Allowances</b>					
Office Accommodations	--	0.00	0.00	--	--
Rental of Short-term Accommodations	--	0.00	0.00	--	--
Office Start-up Costs	870.00	0.00	0.00	870.00	0.0%
Office Operations	10,435.00	358.17	358.17	10,076.83	3.4%
<b>Total Office Allowances</b>		<b>358.17</b>	<b>358.17</b>		
<b>Operational Resources</b>					
Operational Resources	--	276.66	276.66	--	--
<b>Total Operational Resources</b>		<b>276.66</b>	<b>276.66</b>		
<b>Travel &amp; Living Allowances</b>					
House in Session	--	0.00	0.00	--	--
House Not in Session	--	0.00	0.00	--	--
Intra & Extra-Constituency Travel	5,217.00	18.16	18.16	5,198.84	0.3%
Helicopter Travel	--	0.00	0.00	--	--
<b>Total Travel &amp; Living Allowances</b>		<b>18.16</b>	<b>18.16</b>		
<b>Constituency Allowance</b>					
Constituency Allowance	2,609.00	452.84	452.84	2,156.16	17.4%
<b>Total Constituency Allowance</b>		<b>452.84</b>	<b>452.84</b>		
<b>Total Expenditures</b>		<b>1,105.83</b>	<b>1,105.83</b>		

---- End of Report ----



House of Assembly  
Newfoundland and Labrador  
Member Accountability and Disclosure Report  
**Expenditures Summarized by Category**  
01-Apr-21 to 30-Sep-21

HOGAN, JOHN, MHA

Allowance Category	Expenditure Limit for Fiscal Year (Net of HST)	Expenditures Processed 01-Apr-21 to 30-Sep-21 (Net of HST)	Expenditures Year to Date 01-Apr- to 30-Sep-21 (Net of HST)	Funds Available (Net of HST)	Percent Expended to Date
<b>Office Allowances</b>					
Office Accommodations	--	0.00	0.00	--	--
Rental of Short-term Accommodations	--	0.00	0.00	--	--
Office Start-up Costs	870.00	0.00	0.00	870.00	0.0%
Office Operations	10,435.00	107.16	107.16	10,327.84	1.0%
<b>Total Office Allowances</b>		<b>107.16</b>	<b>107.16</b>		
<b>Operational Resources</b>					
Operational Resources	--	255.00	255.00	--	--
<b>Total Operational Resources</b>		<b>255.00</b>	<b>255.00</b>		
<b>Travel &amp; Living Allowances</b>					
House in Session	--	0.00	0.00	--	--
House Not in Session	--	0.00	0.00	--	--
Intra & Extra-Constituency Travel	5,217.00	0.00	0.00	5,217.00	0.0%
Helicopter Travel	--	0.00	0.00	--	--
<b>Total Travel &amp; Living Allowances</b>		<b>0.00</b>	<b>0.00</b>		
<b>Constituency Allowance</b>					
Constituency Allowance	2,609.00	262.51	262.51	2,346.49	10.1%
<b>Total Constituency Allowance</b>		<b>262.51</b>	<b>262.51</b>		
<b>Total Expenditures</b>		<b>624.67</b>	<b>624.67</b>		

---- End of Report ----



House of Assembly  
Newfoundland and Labrador  
Member Accountability and Disclosure Report  
**Expenditures Summarized by Category**  
01-Apr-21 to 30-Sep-21

HOWELL, KRISTA LYNN, MHA

Allowance Category	Expenditure Limit for Fiscal Year (Net of HST)	Expenditures Processed 01-Apr-21 to 30-Sep-21 (Net of HST)	Expenditures Year to Date 01-Apr- to 30-Sep-21 (Net of HST)	Funds Available (Net of HST)	Percent Expended to Date
<b>Office Allowances</b>					
Office Accommodations	--	0.00	0.00	--	--
Rental of Short-term Accommodations	--	0.00	0.00	--	--
Office Start-up Costs	870.00	0.00	0.00	870.00	0.0%
Office Operations	10,435.00	775.13	775.13	9,659.87	7.4%
<b>Total Office Allowances</b>		<b>775.13</b>	<b>775.13</b>		
<b>Operational Resources</b>					
Operational Resources	--	2,724.31	2,724.31	--	--
<b>Total Operational Resources</b>		<b>2,724.31</b>	<b>2,724.31</b>		
<b>Travel &amp; Living Allowances</b>					
House in Session	--	0.00	0.00	--	--
House Not in Session	--	0.00	0.00	--	--
Intra & Extra-Constituency Travel	10,609.00	0.00	0.00	10,609.00	0.0%
Helicopter Travel	--	0.00	0.00	--	--
<b>Total Travel &amp; Living Allowances</b>		<b>0.00</b>	<b>0.00</b>		
<b>Constituency Allowance</b>					
Constituency Allowance	2,609.00	0.00	0.00	2,609.00	0.0%
<b>Total Constituency Allowance</b>		<b>0.00</b>	<b>0.00</b>		
<b>Total Expenditures</b>					
		<b>3,499.44</b>	<b>3,499.44</b>		

---- End of Report ----



House of Assembly  
Newfoundland and Labrador  
Member Accountability and Disclosure Report  
**Expenditures Summarized by Category**  
01-Apr-21 to 30-Sep-21

STOYLES, LUCY, MHA

Allowance Category	Expenditure Limit for Fiscal Year (Net of HST)	Expenditures Processed 01-Apr-21 to 30-Sep-21 (Net of HST)	Expenditures Year to Date 01-Apr- to 30-Sep-21 (Net of HST)	Funds Available (Net of HST)	Percent Expended to Date
<b>Office Allowances</b>					
Office Accommodations	--	0.00	0.00	--	--
Rental of Short-term Accommodations	--	0.00	0.00	--	--
Office Start-up Costs	870.00	100.98	100.98	769.02	11.6%
Office Operations	10,435.00	3,480.97	3,480.97	6,954.03	33.4%
<b>Total Office Allowances</b>		<b>3,581.95</b>	<b>3,581.95</b>		
<b>Operational Resources</b>					
Operational Resources	--	2,995.13	2,995.13	--	--
<b>Total Operational Resources</b>		<b>2,995.13</b>	<b>2,995.13</b>		
<b>Travel &amp; Living Allowances</b>					
House in Session	--	0.00	0.00	--	--
House Not in Session	--	0.00	0.00	--	--
Intra & Extra-Constituency Travel	5,217.00	2,862.61	2,862.61	2,354.39	54.9%
Helicopter Travel	--	0.00	0.00	--	--
<b>Total Travel &amp; Living Allowances</b>		<b>2,862.61</b>	<b>2,862.61</b>		
<b>Constituency Allowance</b>					
Constituency Allowance	2,609.00	622.16	622.16	1,986.84	23.8%
<b>Total Constituency Allowance</b>		<b>622.16</b>	<b>622.16</b>		
<b>Total Expenditures</b>		<b>10,061.85</b>	<b>10,061.85</b>		

---- End of Report ----

**House of Assembly Management Commission  
Briefing Note**

**Title:** Policy Amendments

**Issue:** Proposed routine amendments identified in various House of Assembly policies.

**Background:**

- House officials have identified various proposed amendments to existing House of Assembly policies for the Commission's consideration:

***1. Standard Office Allocation Package for Members and Constituency Assistants:***

- This Policy outlines the office furniture, equipment and services provided to Members with constituency offices located within the district. The package was first approved by the Commission in 2007, with various amendments since that time to reflect changes in technology, requirements of Members/offices, etc.
- Due to changes in technology and efficiency in cost, House officials recommend the following amendments:
  - **Remove:** One television (including accessories) not greater than 32 inches
  - **Add:** One television (including accessories), most economical available at time of purchase.
  - **Remove:** One camera and accessories  
(Note: Most Members use their mobile device for photos. Should a Member still wish to have a camera, they can request it with prior approval of the Clerk for expenditures up to \$1,000).
  - **Remove:** One recording device for television
  - **Add:** Cable service – installation and maintenance of the most basic package, including:
    - local news channels and the House of Assembly broadcast channel;
    - recording device (PVR).Satellite services are not permitted.

***2. Inventory Management Policy:***

- This Policy provides guidance on the accounting and control of moveable assets. As all equipment purchased for or by a Member remains the property of the House of Assembly, the Policy provides that physical inventory counts be conducted **at least once in a four-year period.**



- When the Policy was developed and approved, it assumed the length of a general assembly to be four years. As the physical inventory counts need to be conducted prior to the end of a general assembly regardless of its length, House officials recommend the following amendment:
  - **Remove:** Physical counts of all inventory items will be conducted by Corporate and Members Services (or designates) on a periodic basis and at a minimum once every four years.
  - **Add:** Physical counts of all inventory items will be conducted by Corporate and Members Services (or designates) on a periodic basis and at a minimum once in each general assembly.

**3. *Purchasing Policy – Under \$200:***

- This Policy provides guidance on purchase of goods and services by or for Members of the House of Assembly. When the policy was developed, \$200 was set as the threshold for items that required three quotes, and/or explanation of how fair and reasonable price was established (i.e. anything less than \$200 does not require three quotes/explanation of fair and reasonable price; anything greater than \$200 requires three quotes/explanation of fair and reasonable price).
- Since that time, government procurement policies and legislation have changed to increase the threshold for purchase of items without quotations/explanation of how fair and reasonable price was established. While the threshold purchased by or for MHAs remains at \$200, the practice for all other purchases by the House of Assembly places the threshold at \$500.
- House officials recommend the Purchasing Policy for Members be amended to increase the threshold from \$200 to \$500 for purchase of goods/services by or for Members without quotations/explanation of how fair and reasonable price was established.

**Analysis:**

**Legal Consultation:**

N/A

**Internal Consultation(s):**

Corporate and Members' Services

**External Consultation(s):**

N/A

**Comparison to Government Policy:**

N/A

**Financial Impact:**

N/A

**Legislative Impact:**

N/A

**Options:**

1. The Commission directs amendments as outlined to the *Standard Office Allocation Package for Members and Constituency Assistants*; the *Inventory Management Policy*; and the *Purchasing Policy for Members – Under \$200*.
2. The Commission to provide alternate direction.

**Status:**

- The current provisions of these policies remain in effect.

**Action Required:**

- The direction of the Commission is requested.

Prepared by: Bobbi Russell  
Date: November 10, 2021

Approved by: Sandra Barnes

**House of Assembly Management Commission  
Briefing Note**

**Title:** Budget Transfer Request

**Issue:** Approval of a Transfer of Funds – Members’ Resources (MR)

**Background:**

- Section 4.2.1 House of Assembly Transfer of Funds Policy requires Management Commission approval to transfer funds to or from the Grants and Subsidies Main Object of expenditure.
- The current caucus funding provisions state the following:

“When a caucus decrease in number and the calculated reduced funding amount shall be effective immediately.” (CM 2016-013 refers)
- On October 25, 2021 the Official Opposition Caucus decreased to 12 Members.
- A transfer of funds is required to Members’ Resources – Salaries and Grants and Subsidies to provide variable and operational funding for the period of October 25, 2021 to March 31, 2022 for one Member.

**Analysis:**

**Legal Consultation:**

Not applicable

**Internal Consultation(s):**

Not applicable

**External Consultation(s):**

Not applicable

**Comparison to Government Policy:**

Not applicable

**Financial Impact:**

Not applicable

**Legislative Impact:**

Not applicable

**Options:**

- Approve the transfer of funds as requested.

**Status:**

- Transfer of funds remains outstanding.

**Action Required:**

- The Commission’s approval of the following transfer of funds is required:

**From:**

Subdivision 1.1.07.01 Official Opposition Caucus – Salaries	\$ 10,300
Subdivision 1.1.07.10 Official Opposition Caucus – Grants and Subsidies	600

**To:**

Subdivision 1.1.04.01 Members’ Resources – Salaries	\$10,300
Subdivision 1.1.04.10 Members’ Resources – Grants and Subsidies	600

Prepared by: Wanda Strowbridge  
Date: November 8, 2021

Approved by: Sandra Barnes

**Attachments:**

1. Budget Transfer No. HOABT2022-007

**LEGISLATURE**

**Budget Adjustment No.: HOABT2022-007**

**TRANSFER TO:**

<b>Accounting Distribution</b>					<b>Description</b>	<b>Amount</b>
<b>RC</b>	<b>ACAT</b>	<b>ACEL</b>	<b>LOBJ</b>	<b>DTC</b>		
0206	100	0410	0130	000000	1.1.04.01 Members' Resources – Salaries	\$10,300.00
0206	130	0410	1061	000000	1.1.04.10 Members' Resources – Grants and Subsidies	\$600.00

**FUNDS REQUIRED FOR:**

Additional funds are required to provide variable and operational funding to support increase of one Independent Member for Members' Resources (**CM 2016-013 refers**) for the period of October 25, 2021 to March 31, 2022.

**TRANSFER FROM:**

<b>Accounting Distribution</b>					<b>Description</b>	<b>Amount</b>
<b>RC</b>	<b>ACAT</b>	<b>ACEL</b>	<b>LOBJ</b>	<b>DTC</b>		
0203	100	04B0	0130	000000	1.1.07.01 Official Opposition Caucus – Salaries	\$10,300.00
0203	130	04B0	1061	000000	1.1.07.10 Official Opposition Caucus – Grants and Subsidies	\$600.00

**REASON FUNDS ARE AVAILABLE:**

Funds are available due to a decrease of one Member for the Official Opposition Caucus (**CM 2016-013 refers**) for the period of October 25, 2021 to March 31, 2022.

<b>VERIFIED BY:</b>  _____ <b>Chief Financial Officer</b>  <b>Date:</b> _____	<b>APPROVED BY:</b>  _____ <b>House of Assembly Management Commission</b>  <b>Date:</b> _____
--	--