

**House of Assembly Management Commission  
Agenda**

**Date:** September 22, 2021  
**Time:** 9:30 a.m.  
**Location:** Via Videoconference (WebEx)

**Televised Meeting**

1. Approval of Minutes:
  - May 12, 2021
  - May 26, 2021
2. Speaker's Report – Rulings on Allowance Use
3. Clerk's Report – Authorizations for Furniture & Equipment
4. Financial Reports – 31 March 2021
5. Caucus Operational Funding Grant Reports – Year Ended 31 March 2021
6. Budget Transfers Report – Year Ended 31 March 2021
7. Audited Financial Statements – Year Ended 31 March 2020



**House of Assembly  
Newfoundland and Labrador**

**Minutes of the House of Assembly  
Management Commission**

**Date:** May 12, 2021

**Location:** Conference Room A, West Block, Confederation Building

**Time:** 1:40 p.m.

**Members Present:**

Hon. Derek Bennett, Speaker (Chair)  
Hon. Steve Crocker, Government House Leader  
Mr. Barry Petten, Opposition House Leader  
Ms. Helen Conway Ottenheimer, MHA (PC), Harbour Main  
Hon. Lisa Dempster, MHA (LIB), Cartwright - L'Anse au Clair  
Mr. Jim Dinn, MHA (NDP), St. John's Centre  
Ms. Sherry Gambin-Walsh (LIB), Placentia - St. Mary's  
Ms. Sandra Barnes, Clerk of the House of Assembly

**Other**

Mr. Brian Warr, Deputy Speaker  
Ms. Bobbi Russell, Policy & Communications Officer  
Ms. Kim Hawley George, Law Clerk/Clerk Assistant (Acting)  
Mr. Bruce Chaulk, Chief Electoral Officer

**CM 2021-004** The Commission, at an *in-camera* meeting, approved the 2021-2022 estimates for the following Activities to be forwarded to the Minister of Finance for inclusion in the 2021 Estimates and voted on in the Legislature:

- Administrative Support - \$ 2,295,700
- Legislative Library and Records Management - \$753,800
- Hansard and Broadcast Centre - \$948,600
- Members' Resources - \$9,074,000
- House Operations - \$468,600
- Government Members' Caucus - \$396,700
- Official Opposition Caucus - \$1,258,600
- Third Party Caucus - \$458,000
- Office of the Auditor General - \$3,874,400
- Office of the Chief Electoral Officer - \$2,856,300
- Office of the Citizens' Representative - \$1,030,500
- Office of the Child and Youth Advocate - \$1,445,400
- Office of the Information and Privacy Commissioner - \$1,380,200
- Office of the Seniors' Advocate - \$486,700

- CM 2021-005** The Commission, at an *in camera* meeting, approved creation of the position of Committee Clerk in the Office of the Clerk.
- CM 2021-006** The Commission, at an *in camera* meeting, approved a pre-commitment of funds for the Office of the Chief Electoral Officer for the fiscal year 2021-22 related to cost of leased office space.
- CM 2021-007** The Commission, at an *in camera* meeting, approved a pre-commitment of funds for the Office of the Information and Privacy Commissioner for fiscal year 2022-23 related to hosting the Federal/Provincial/Territorial Information and Privacy Commissioners/Ombudspersons Annual Conference.

**Adjournment:** 5:00 p.m.

Hon. Derek Bennett  
Speaker (Chair)

Sandra Barnes  
Clerk and Secretary to the Commission



**House of Assembly  
Newfoundland and Labrador**

**Minutes of the House of Assembly  
Management Commission**

**Date:** May 26, 2021

**Location:** Via Videoconference

**Time:** 9:31 a.m.

**Members Present:**

Hon. Derek Bennett, Speaker (Chair)  
Hon. Steve Crocker, Government House Leader  
Mr. Barry Petten, Opposition House Leader  
Ms. Helen Conway Ottenheimer, MHA (PC), Harbour Main  
Hon. Lisa Dempster, MHA (LIB), Cartwright - L'Anse au Clair  
Mr. Jim Dinn, MHA (NDP), St. John's Centre  
Mr. Paul Pike (LIB), Burin - Grand Bank  
Ms. Sandra Barnes, Clerk of the House of Assembly

**Other**

Mr. Brian Warr, Deputy Speaker  
Ms. Bobbi Russell, Policy & Communications Officer  
Ms. Kim Hawley George, Law Clerk/Clerk Assistant (Acting)

As required by the *House of Assembly Accountability, Integrity and Administration Act*, the Chair reported decisions from *in camera* meetings held on January 5 and May 19, 2010. Details of decisions made at those meetings were included with the draft Minutes circulated to the Commission for approval as part of agenda item #1.

**CM 2021-016** The Minutes of the Commission meetings held on December 23, 2020, January 5, 2021 and May 19, 2021 were approved as read.

The Speaker presented a report of Rulings on Allowance Use for the period ended May 21, 2021. In accordance with Section 24 of the *House of Assembly Accountability, Integrity and Administration Act*, the Commission issued rulings to reimburse expenditures for the following Members that were not submitted within 60-days of being incurred as required under subsection 7(6) of the *Members' Resources and Allowances Rules* (the Rules); or were not submitted within 30 days of the end of the fiscal year as required under subsection 7(2) of the Rules:

- Ms. Lela Evans \$5211.44 & \$2301.23
- Mr. Craig Pardy \$1005.66 & \$34.50
- Mr. Steve Crocker \$238.59
- Mr. David Brazil \$35.00
- Mr. Chris Tibbs \$172.50 & \$402.50

As required by the *House of Assembly Accountability, Integrity and Administration Act*, financial reports of the Legislature as well as actual expenditures of Members were presented to the Commission for the reporting period from April 1, 2020 to December 31, 2020.

**CM 2021-017** The Commission ratified the following transfer of funds approvals in accordance with Section 5 of the House of Assembly Transfer of Funds Policy:

- HOABT2021-011
- HOABT2021-013
- HOABT2021-028

**CM 2021-018** The Commission appointed Mr. Paul Pike and Ms. Helen Conway Ottenheimer as members of the Audit Committee, effective immediately. The Commission further directed that Mr. Paul Pike be designated as Chair of the Audit Committee, effective immediately.

**CM 2021-019** The Commission directed an amendment to the Guidelines for Providing Shared Secretarial Assistance to allow parliamentary secretaries/assistants to be included for the purposes of allocating administrative support when the House is in Session.

**CM 2021-020** The Commission directed an amendment to the Guidelines for Providing Shared Secretarial Assistance to provide a general reference to sittings as follows:

*“Shared secretarial assistance will be provided as a continuous employment period beginning one week prior to a sitting period of the House of Assembly and ending one week after the closing of that sitting period.”*

**CM 2021-021** The Commission did not direct an amendment to subsection 38(2.1) of the *Members’ Resources and Allowances Rules*, but directed officials to undertake a review of the implications of extending the monthly automobile allowance provisions to Humber - Bay of Islands and potentially other districts for future consideration of the Management Commission.

**Adjournment:** 10:29 a.m.

Hon. Derek Bennett  
Speaker (Chair)

Sandra Barnes  
Clerk and Secretary to the Commission



**House of Assembly  
Newfoundland & Labrador**

**To:** House of Assembly Management Commission  
**From:** Speaker of the House of Assembly  
**Date:** September 22, 2021  
**Subject:** Rulings of Allowance Use

---

The process for rulings on allowance use is outlined in Section 24 of the *House of Assembly Accountability, Integrity and Administration Act* (the Act). The Act gives authority for the Speaker to make rulings when expenditures of Members have been rejected for payment, provided that the ruling is distributed to and receives concurrence of the Management Commission.

The report below provides the details with respect to all such rulings for the **period ended: September 17, 2021**. These expenditures were rejected for payment because they were not submitted within 60-days of being made; however they are permitted and are in compliance with all other provisions of the *Members' Resources and Allowances Rules*.

<b>DISTRICT</b>	<b>MEMBER</b>	<b>AMOUNT</b>	<b>DETAILS</b>
Torngat Mountains	Ms. Lela Evans	\$1656.66	These expenditures were rejected for payment because they were not submitted within 30 days of the end of the fiscal year as required under subsection 7(2) of the <i>Members' Resources and Allowances Rules</i> (the Rules). The expenditures are in compliance with all other provisions of the Rules.
Burgeo - La Poile	Mr. Andrew Parsons	\$79.20	These expenditures were rejected for payment because they were not submitted within 30 days of the end of the fiscal year as required under subsection 7(2) of the <i>Members' Resources and Allowances Rules</i> (the Rules). The expenditures are in compliance with all other provisions of the Rules.

Stephenville - Port au Port	Mr. Tony Wakeham	\$189.04	These expenditures were rejected for payment because they were not submitted within 60 days of being made. These expenditures are in compliance with all other provisions of the <i>Members' Resources and Allowances Rules</i> .
--------------------------------	------------------	----------	---



**To:** House of Assembly Management Commission  
**From:** Clerk of the House of Assembly  
**Date:** September 22, 2021  
**Subject:** Report on Authorizations for Furniture and Equipment Expenditures

---

The Standard Office Allocation Package for Members and Constituency Assistants delegates authority to the Clerk to pre-approve expenditures for other furniture and equipment to a maximum of \$1000.00 (per item), with the Clerk to report all such approvals at a subsequent meeting of the Management Commission.

The following report details the approvals of the Clerk under the Standard Office Allocation Package up to September 17, 2021.

<b>DISTRICT</b>	<b>MEMBER</b>	<b>TYPE OF EXPENDITURE</b>	<b>COST</b>	<b>DETAILS</b>
Exploits	Mr. Pleaman Forsey	Asset Over & Above Standard Office Package	\$799.99	Fixed cell phone signal booster



**House of Assembly Management Commission  
Briefing Note**

**Title:** Financial Reports – April 1, 2020 to March 31, 2021

**Issue:** Review of:

1. Financial Performance of the Legislature; and
2. Approved Allocations and Actual Expenditures of Members of the House of Assembly.

**Background:**

- Paragraph 20(5)(a) of the *House of Assembly Accountability, Integrity and Administration Act* (the Act) states that the House of Assembly Management Commission shall “regularly, and at least quarterly, review the financial performance of the House of Assembly as well as the actual expenditures of members compared with approved allocations.”
- The details of the financial performance of the Legislature (excluding the Office of the Auditor General) are included in the attached Statement of Revenue and Expenditure for the twelve-month period ended March 31, 2021. The reports show the actual expenditures and revenues for the fiscal year. All known savings or overruns over budgeted amounts are identified in the report and explanations are provided for significant amounts.
- The details of the financial performance of the Office of the Auditor General are shown on a separate Statement of Revenue and Expenditure for the twelve-month period ended March 31, 2021. The reports show the actual expenditures and revenues for the fiscal year. All known savings or overruns over budgeted amounts are identified in the report and explanations are provided for any significant amounts.
- The actual expenditures compared with the approved allocations for each Member are included in the Members’ Expenditures Summarized by Category reports for the period April 1, 2020 to March 31, 2021. The Reports include the expenditures for March in the columns entitled “Expenditures Processed 01-Mar-21 to 31-Mar-21 (Net of HST)” and the expenditures for the fourth quarter of the year in the column entitled “Expenditures Year to Date 01-Apr-20 to 31-Mar-21 (Net of HST)”.

**Analysis:**

**Legal Consultation:**

Not applicable

**Internal Consultation(s):**

Not applicable

**External Consultation(s):**

Not applicable

**Comparison to Government Policy:**

Not applicable

**Financial Impact:**

Not applicable

**Legislative Impact:**

Not applicable

**Options:**

- Not applicable

**Status:**

- Not applicable

**Action Required:**

- For review purposes

Drafted by: Wanda Lee Mercer  
Date: June 4, 2021

Approved by: Sandra Barnes

**Attachments:**

1. Statement of Revenue and Expenditure – Legislature (excluding the Office of the Auditor General)
2. Statement of Revenue and Expenditure – Office of the Auditor General
3. Member Accountability and Disclosure Reports



**LEGISLATURE (excluding The Office of the Auditor General)**  
**STATEMENT OF REVENUE AND EXPENDITURE**  
**For the Period 1 April 2020 to 31 March 2021**  
**Unaudited**

	Original Estimates	Operating Budget	Actual Expenditures & Revenue	Savings (Over-runs) from Original Budget		Savings (Over- runs) from Operating Budget
<b>1.1.01. ADMINISTRATIVE SUPPORT</b>						
01. Salaries	1,928,600	2,006,400	1,875,396	53,204	1	131,004
Operating Accounts:						
<i>Employee Benefits</i>	4,500	4,000	2,691	1,809		1,309
<i>Transportation and Communications</i>	63,900	71,400	34,071	29,829	2	37,329
<i>Supplies</i>	40,000	40,000	34,722	5,278	3	5,278
<i>Professional Services</i>	61,100	61,600	59,488	1,612		2,112
<i>Purchased Services</i>	115,400	115,400	14,844	100,556	4	100,556
<i>Property, Furnishings and Equipment</i>	92,500	92,500	72,558	19,942	5	19,942
02. Operating Accounts	<b>377,400</b>	<b>384,900</b>	<b>218,374</b>	<b>159,026</b>		<b>166,526</b>
	<b>2,306,000</b>	<b>2,391,300</b>	<b>2,093,770</b>	<b>212,230</b>		<b>297,530</b>
02. Revenue - Provincial	(28,000)	(28,000)	(1,236)	(26,764)	6	(26,764)
<b>Total: Administrative Support</b>	<b>2,278,000</b>	<b>2,363,300</b>	<b>2,092,534</b>	<b>185,466</b>		<b>270,766</b>

1. Savings due to temporary vacancies and less than anticipated costs for 2021 General Election, partially offset by severance and paid leave payments.
2. Savings due to cancellation of hosting the Canadian Parliamentary Administration Conference (CAPA) due to COVID-19 and travel expenditures were less than anticipated.
3. Savings as expenditures for office supplies were less than anticipated and cancellation of Canadian Association of Parliamentary Administrators (CAPA) Conference in 2020-21 due to Covid-19.
4. Savings due to cancellation of CAPA Conference and training, metering and other purchased services were less than anticipated.



**LEGISLATURE (excluding The Office of the Auditor General)**  
**STATEMENT OF REVENUE AND EXPENDITURE**  
**For the Period 1 April 2020 to 31 March 2021**  
**Unaudited**

5. Savings as expenditures for office equipment is budgeted for the House of Assembly Service, Caucus and Statutory Offices in this activity. Funds transferred in when required. Purchases were impacted by business closures/delays in shipping related to Covid-19.
6. Revenue less than anticipated due to cancellation of CAPA Conference.



**LEGISLATURE (excluding The Office of the Auditor General)**  
**STATEMENT OF REVENUE AND EXPENDITURE**  
**For the Period 1 April 2020 to 31 March 2021**  
**Unaudited**

	Original Estimates	Operating Budget	Actual Expenditures & Revenue	Savings (Over-runs) from Original Budget		Savings (Over- runs) from Operating Budget
<b>1.1.02. LEGISLATIVE LIBRARY AND RECORDS MANAGEMENT</b>						
01. Salaries	692,700	692,700	686,924	5,776	1	5,776
Operating Accounts:						
<i>Employee Benefits</i>	900	900	-	900		900
<i>Transportation and Communications</i>	10,200	10,200	-	10,200	2	10,200
<i>Supplies</i>	47,000	47,000	46,433	567		567
<i>Purchased Services</i>	8,500	8,500	3,266	5,234	3	5,234
02. Operating Accounts	<b>66,600</b>	<b>66,600</b>	<b>49,699</b>	<b>16,901</b>		<b>16,901</b>
<b>Total: Legislative Library and Records Management</b>	<b>759,300</b>	<b>759,300</b>	<b>736,623</b>	<b>22,677</b>		<b>22,677</b>

1. Savings due to temporary vacancies.

2. Savings as travel expenditures were less than anticipated due to cancellation of conferences.

3. Savings due to several periodicals not being published and delays in printing.



**LEGISLATURE (excluding The Office of the Auditor General)**  
**STATEMENT OF REVENUE AND EXPENDITURE**  
**For the Period 1 April 2020 to 31 March 2021**  
**Unaudited**

	Original Estimates	Operating Budget	Actual Expenditures & Revenue	Savings (Over-runs) from Original Budget		Savings (Over- runs) from Operating Budget
<b>1.1.03. HANSARD AND THE BROADCAST CENTRE</b>						
01. Salaries	677,600	677,600	671,163	6,437	1	6,437
Operating Accounts:						
<i>Employee Benefits</i>	600	600	-	600		600
<i>Transportation and Communications</i>	7,300	4,300	1,156	6,144	2	3,144
<i>Supplies</i>	54,900	54,900	49,031	5,869	3	5,869
<i>Professional Services</i>	-	-	-	-		-
<i>Purchased Services</i>	209,600	94,600	92,493	117,107	4	2,107
<i>Property, Furnishings and Equipment</i>	10,000	13,000	12,918	(2,918)	5	82
02. Operating Accounts	<b>282,400</b>	<b>167,400</b>	<b>155,598</b>	<b>126,802</b>		<b>11,802</b>
	<b>960,000</b>	<b>845,000</b>	<b>826,761</b>	<b>133,239</b>		<b>18,239</b>
<b>Total: Hansard and the Broadcast Centre</b>	<b>960,000</b>	<b>845,000</b>	<b>826,761</b>	<b>133,239</b>		<b>18,239</b>

1. Savings due to temporary vacancies.
2. Savings as travel expenditures were less than anticipated due to cancellation of
3. Savings as expenditures for office supplies were less than anticipated.
4. Savings as satellite and closed captioning expenditures less than anticipated due to fewer house sitting days.
5. Overruns as expenditures for broadcast equipment were greater than anticipated.



**LEGISLATURE (excluding The Office of the Auditor General)**  
**STATEMENT OF REVENUE AND EXPENDITURE**  
**For the Period 1 April 2020 to 31 March 2021**  
**Unaudited**

	Original Estimates	Operating Budget	Actual Expenditures & Revenue	Savings (Over-runs) from Original Budget		Savings (Over- runs) from Operating Budget
<b>1.1.04. MEMBERS' RESOURCES</b>						
01. Salaries	6,756,200	6,483,100	6,436,237	319,963	1	46,863
Operating Accounts:						
<i>Transportation and Communications</i>	5,200	5,200	-	5,200	2	5,200
<i>Supplies</i>	-	4,200	2,268	(2,268)	3	1,932
<i>Professional Services</i>	-	18,500	17,850	(17,850)	4	650
<i>Purchased Services</i>	10,000	10,000	5,175	4,825	5	4,825
02. Operating Accounts	<b>15,200</b>	<b>37,900</b>	<b>25,293</b>	<b>(10,093)</b>		<b>12,607</b>
09. Allowances and Assistance	2,363,700	1,693,600	970,739	1,392,961	6	722,861
10. Grants and Subsidies	3,000	3,000	2,494	506		506
	<b>9,138,100</b>	<b>8,217,600</b>	<b>7,434,763</b>	<b>1,703,336</b>		<b>782,836</b>
02. Revenue - Provincial	-	-	(59,191)	59,191	7	59,191
<b>Total: Members' Resources</b>	<b>9,138,100</b>	<b>8,217,600</b>	<b>7,375,572</b>	<b>1,762,527</b>		<b>842,027</b>

1. Savings due to less than anticipated costs related to Constituency Assistants and Constituency Assistant Replacements, partially offset by severance and paid leave payments.

2. Savings due to less travel costs associated with training for MHA's and CA's.

3. Overruns due to purchase of PPE for Constituency Offices.

4. Overruns due to unbudgeted legal fees.

5. Savings due to less than anticipated moving and storage costs.

6. Savings as Members did not avail of maximum allowable funds and less sitting days due to GE-2021.

7. Revenues mainly related to repayment of excess constituency allowance.



**LEGISLATURE (excluding The Office of the Auditor General)**  
**STATEMENT OF REVENUE AND EXPENDITURE**  
**For the Period 1 April 2020 to 31 March 2021**  
**Unaudited**





**LEGISLATURE (excluding The Office of the Auditor General)**  
**STATEMENT OF REVENUE AND EXPENDITURE**  
**For the Period 1 April 2020 to 31 March 2021**  
**Unaudited**

	Original Estimates	Operating Budget	Actual Expenditures & Revenue	Savings (Over-runs) from Original Budget		Savings (Over- runs) from Operating Budget
<b>1.1.05. HOUSE OPERATIONS</b>						
01. Salaries	200,700	200,700	153,554	47,146	1	47,146
Operating Accounts:						
<i>Employee Benefits</i>	5,900	5,900	-	5,900	2	5,900
<i>Transportation and Communications</i>	125,700	1,800	164	125,536	3	1,636
<i>Supplies</i>	14,500	14,500	3,035	11,465	4	11,465
<i>Professional Services</i>	3,900	22,300	22,228	(18,328)	5	72
<i>Purchased Services</i>	41,500	41,500	29,369	12,131	6	12,131
<i>Property, Furnishings and Equipment</i>	1,700	8,700	8,582	(6,882)	7	118
02. Operating Accounts	<b>193,200</b>	<b>94,700</b>	<b>63,378</b>	<b>129,821</b>		<b>31,321</b>
10. Grants and Subsidies	11,500	1,500	1,247	10,253	8	253
	<b>405,400</b>	<b>296,900</b>	<b>218,179</b>	<b>187,221</b>		<b>78,721</b>
02. Revenue - Provincial	-	-	-	-		-
<b>Total: House Operations</b>	<b>405,400</b>	<b>296,900</b>	<b>218,179</b>	<b>187,221</b>		<b>78,721</b>

1. Savings due to temporary vacancies.
2. Savings due to less conference registrations than anticipated due to Covid-19.
3. Savings as travel expenditures were less than anticipated due to cancellation of conferences.
4. Savings as expenditures for office supplies were less than anticipated.
5. Overruns due to unanticipated legal fees.
6. Savings due to less than anticipated training and other purchased services.
7. Overruns as expenditures for office equipment were greater than anticipated.
8. Savings as expenditures for operational funding grant were less than anticipated.



**LEGISLATURE (excluding The Office of the Auditor General)**  
**STATEMENT OF REVENUE AND EXPENDITURE**  
**For the Period 1 April 2020 to 31 March 2021**  
**Unaudited**



**LEGISLATURE (excluding The Office of the Auditor General)**  
**STATEMENT OF REVENUE AND EXPENDITURE**  
**For the Period 1 April 2020 to 31 March 2021**  
**Unaudited**

	Original Estimates	Operating Budget	Actual Expenditures & Revenue	Savings (Over-runs) from Original Budget		Savings (Over- runs) from Operating Budget
<b>1.1.06. GOVERNMENT MEMBERS CAUCUS</b>						
01. Salaries	326,800	334,100	333,208	(6,408)	1	892
Operating Accounts:						
<i>Employee Benefits</i>	900	900	-	900		900
<i>Transportation and Communications</i>	18,900	18,900	9,630	9,270	2	9,270
<i>Supplies</i>	7,600	7,600	6,280	1,320		1,320
<i>Purchased Services</i>	6,600	6,600	1,243	5,357	3	5,357
<i>Property, Furnishings and Equipment</i>	1,800	1,800	1,232	568		568
02. Operating Accounts	<b>35,800</b>	<b>35,800</b>	<b>18,385</b>	<b>17,415</b>		<b>17,415</b>
10. Grants and Subsidies	28,500	28,500	23,696	4,804	4	4,804
<b>Total: Government Members Caucus</b>	<b>391,100</b>	<b>398,400</b>	<b>375,289</b>	<b>15,812</b>		<b>23,112</b>

1. Overruns due to a decrease in the number of Private Members.
2. Savings as travel expenditures were less than anticipated.
3. Savings as expenditures for metering, training and other services were less than anticipated.
4. Savings due to a decrease in the number of Members.



**LEGISLATURE (excluding The Office of the Auditor General)**  
**STATEMENT OF REVENUE AND EXPENDITURE**  
**For the Period 1 April 2020 to 31 March 2021**  
**Unaudited**

	Original Estimates	Operating Budget	Actual Expenditures & Revenue	Savings (Over-runs) from Original Budget		Savings (Over- runs) from Operating Budget
<b>1.1.07. OFFICIAL OPPOSITION CAUCUS</b>						
01. Salaries	1,154,700	1,154,700	1,145,985	8,715	1	8,715
Operating Accounts:						
<i>Employee Benefits</i>	3,000	3,000	-	3,000	2	3,000
<i>Transportation and Communications</i>	79,100	78,900	39,326	39,774	3	39,574
<i>Supplies</i>	24,600	24,600	13,824	10,776	4	10,776
<i>Purchased Services</i>	21,700	21,700	13,887	7,813	5	7,813
<i>Property, Furnishings and Equipment</i>	5,800	6,000	5,670	130		330
02. Operating Accounts	<b>134,200</b>	<b>134,200</b>	<b>72,707</b>	<b>61,494</b>		<b>61,494</b>
10. Grants and Subsidies	22,500	22,500	18,707	3,793	6	3,793
<b>Total: Official Opposition Caucus</b>	<b>1,311,400</b>	<b>1,311,400</b>	<b>1,237,399</b>	<b>74,002</b>		<b>74,002</b>

1. Savings due to a decrease in the number of Private Members.
2. Savings as conference
3. Savings as travel expenditures were less than anticipated.
4. Savings as expenditures for office supplies were less than anticipated.
5. Savings as expenditures for metering, training and other services were less than anticipated.
6. Savings due to a decrease in the number of Members.



**LEGISLATURE (excluding The Office of the Auditor General)**  
**STATEMENT OF REVENUE AND EXPENDITURE**  
**For the Period 1 April 2020 to 31 March 2021**  
**Unaudited**

	Original Estimates	Operating Budget	Actual Expenditures & Revenue	Savings (Over-runs) from Original Budget		Savings (Over- runs) from Operating Budget
<b>1.1.08. THIRD PARTY CAUCUS</b>						
01. Salaries	429,600	607,700	605,752	(176,152)	1	1,948
Operating Accounts:						
<i>Employee Benefits</i>	1,100	1,100	-	1,100		1,100
<i>Transportation and Communications</i>	23,000	21,600	9,537	13,463	2	12,063
<i>Supplies</i>	8,700	8,700	6,673	2,027	3	2,027
<i>Purchased Services</i>	8,700	10,100	5,730	2,970	4	4,370
<i>Property, Furnishings and Equipment</i>	2,100	2,100	568	1,532		1,532
02. Operating Accounts	<b>43,600</b>	<b>43,600</b>	<b>22,508</b>	<b>21,092</b>		<b>21,092</b>
10. Grants and Subsidies	12,000	12,000	9,977	2,023	5	2,023
<b>Total: Third Party Caucus</b>	<b>485,200</b>	<b>663,300</b>	<b>638,237</b>	<b>(153,037)</b>		<b>25,063</b>
<b>TOTAL HOUSE OF ASSEMBLY</b>	<b>15,728,500</b>	<b>14,855,200</b>	<b>13,500,594</b>	<b>2,227,906</b>		<b>1,354,606</b>

1. Overruns due to severance and paid leave payments.
2. Savings as travel expenditures were less than anticipated.
3. Savings as expenditures for office supplies were less than anticipated.
4. Savings as expenditures for metering, training and other services were less than anticipated.
5. Savings due to a decrease in the number of Members.



**LEGISLATURE (excluding The Office of the Auditor General)**  
**STATEMENT OF REVENUE AND EXPENDITURE**  
For the Period 1 April 2020 to 31 March 2021  
Unaudited

	Original Estimates	Operating Budget	Actual Expenditures & Revenue	Savings (Over-runs) from Original Budget		Savings (Over- runs) from Operating Budget
<b>3.1.01. OFFICE OF THE CHIEF ELECTORAL OFFICER</b>						
01. Salaries	1,232,300	4,394,400	3,988,622	(2,756,322)	1	405,778
Operating Accounts:						
<i>Employee Benefits</i>	4,500	4,500	521	3,979	2	3,979
<i>Transportation and Communications</i>	286,900	2,105,800	1,939,006	(1,652,106)	3	166,794
<i>Supplies</i>	39,000	275,500	252,923	(213,923)	4	22,577
<i>Professional Services</i>	33,000	58,800	58,757	(25,757)	5	43
<i>Purchased Services</i>	231,000	1,259,800	1,186,293	(955,293)	6	73,507
<i>Property, Furnishings and Equipment</i>	72,000	120,000	73,297	(1,297)	7	46,703
02. Operating Accounts	<b>666,400</b>	<b>3,824,400</b>	<b>3,510,797</b>	<b>(2,844,397)</b>		<b>313,603</b>
10. Grants and Subsidies	-	130,800	30,347	(30,347)	8	100,453
	1,898,700	8,349,600	7,529,766	(5,631,066)		819,834
02. Revenue - Provincial			(5,014)	5,014	9	5,014
<b>Total: Office of the Chief Electoral</b>	<b>1,898,700</b>	<b>8,349,600</b>	<b>7,524,752</b>	<b>(5,626,052)</b>		<b>824,848</b>

1. Overruns due to unbudgeted costs of Humber-Gros Morne By-Election and the General Election 2021.
2. Savings due to less conference registrations than anticipated due to Covid-19.
3. Overruns due to unbudgeted costs of Humber-Gros Morne By-Election and the General Election 2021.
4. Overruns due to unbudgeted costs of Humber-Gros Morne By-Election and the General Election 2021.
5. Overrun as legal fees were more than anticipated.
6. Overruns due to unbudgeted costs of Humber-Gros Morne By-Election and the General Election 2021.



**LEGISLATURE (excluding The Office of the Auditor General)**  
**STATEMENT OF REVENUE AND EXPENDITURE**  
**For the Period 1 April 2020 to 31 March 2021**  
**Unaudited**

7. Overruns due to unbudgeted costs of Humber-Gros Morne By-Election and the General Election 2021.
8. Overruns due to unbudgeted costs of Humber-Gros Morne By-Election and the General Election 2021.
9. Revenue related to forfeited nomination fees.



**LEGISLATURE (excluding The Office of the Auditor General)**  
**STATEMENT OF REVENUE AND EXPENDITURE**  
**For the Period 1 April 2020 to 31 March 2021**  
**Unaudited**

	Original Estimates	Operating Budget	Actual Expenditures & Revenue	Savings (Over-runs) from Original Budget		Savings (Over- runs) from Operating Budget
<b>4.1.01. OFFICE OF THE CITIZENS' REPRESENTATIVE</b>						
01. Salaries	800,500	800,500	689,303	111,197	1	111,197
Operating Accounts:						
<i>Employee Benefits</i>	7,000	7,000	-	7,000	2	7,000
<i>Transportation and Communications</i>	34,800	31,400	6,459	28,341	3	24,941
<i>Supplies</i>	5,000	5,300	5,118	(118)		182
<i>Professional Services</i>	69,600	69,600	11,098	58,502	4	58,502
<i>Purchased Services</i>	108,000	108,000	77,756	30,244	5	30,244
<i>Property, Furnishings and Equipment</i>	8,000	11,100	10,943	(2,943)	6	157
02. Operating Accounts	<b>232,400</b>	<b>232,400</b>	<b>111,374</b>	<b>121,025</b>		<b>121,025</b>
<b>Total: Office of the Citizens' Representative</b>	<b>1,032,900</b>	<b>1,032,900</b>	<b>800,677</b>	<b>232,222</b>		<b>232,222</b>

1. Savings due to temporary vacancies and hiring on a lower level.
2. Savings due to less conference registrations than anticipated due to Covid-19.
3. Savings as travel expenditures were less than anticipated due to cancellation of conferences.
4. Savings as legal fees were less than anticipated.
5. Savings as training and development, advertising and other services were less than anticipated.
6. Overruns as expenditures for office equipment were greater than anticipated.





**LEGISLATURE (excluding The Office of the Auditor General)**  
**STATEMENT OF REVENUE AND EXPENDITURE**  
**For the Period 1 April 2020 to 31 March 2021**  
**Unaudited**

	Original Estimates	Operating Budget	Actual Expenditures & Revenue	Savings (Over-runs) from Original Budget		Savings (Over- runs) from Operating Budget
<b>5.1.01. OFFICE OF THE CHILD AND YOUTH ADVOCATE</b>						
01. Salaries	1,191,000	1,191,000	1,143,083	47,917	1	47,917
Operating Accounts:						
<i>Employee Benefits</i>	3,500	3,500	2,511	989		989
<i>Transportation and Communications</i>	55,400	46,800	15,746	39,654	2	31,054
<i>Supplies</i>	6,000	9,100	8,987	(2,987)	3	113
<i>Professional Services</i>	19,000	19,000	4,745	14,255	4	14,255
<i>Purchased Services</i>	160,900	160,900	129,357	31,543	5	31,543
<i>Property, Furnishings and Equipment</i>	4,000	9,500	9,369	(5,369)	6	132
02. Operating Accounts	<b>248,800</b>	<b>248,800</b>	<b>170,715</b>	<b>78,085</b>		<b>78,085</b>
<b>Total: Office of the Child and Youth Advocate</b>	<b>1,439,800</b>	<b>1,439,800</b>	<b>1,313,798</b>	<b>126,002</b>		<b>126,002</b>

1. Savings due to temporary vacancies and hiring on a lower level.
2. Savings as travel expenditures for outreach and conferences were less than anticipated.
3. Overruns due to purchase of required PPE and material for staff and office safety.
4. Savings due to legal and consulting costs less than anticipated.
5. Savings as training and development, advertising and other services were less than anticipated.
6. Overruns as expenditures for office equipment were greater than anticipated.



**LEGISLATURE (excluding The Office of the Auditor General)**  
**STATEMENT OF REVENUE AND EXPENDITURE**  
For the Period 1 April 2020 to 31 March 2021  
Unaudited

	Original Estimates	Operating Budget	Actual Expenditures & Revenue	Savings (Over-runs) from Original Budget		Savings (Over- runs) from Operating Budget
<b>6.1.01. OFFICE OF THE INFORMATION AND PRIVACY COMMISSIONER</b>						
01. Salaries	1,157,200	1,123,200	1,085,140	72,060	1	38,060
Operating Accounts:						
<i>Employee Benefits</i>	4,500	1,700	1,689	2,811	2	11
<i>Transportation and Communications</i>	32,800	14,300	13,927	18,873	3	373
<i>Supplies</i>	6,700	6,700	6,618	82		82
<i>Professional Services</i>	50,000	89,700	89,681	(39,681)	4	19
<i>Purchased Services</i>	122,400	127,900	127,473	(5,073)	5	427
<i>Property, Furnishings and Equipment</i>	2,000	12,100	12,017	(10,017)	6	83
02. Operating Accounts	<b>218,400</b>	<b>252,400</b>	<b>251,405</b>	<b>(33,004)</b>		<b>996</b>
	<b>1,375,600</b>	<b>1,375,600</b>	<b>1,336,545</b>	<b>39,056</b>		<b>39,056</b>
02. Revenue - Provincial	-	-	(3,099)	3,099	7	3,099
<b>Total: Office of the Information and Commissioner</b>	<b>1,375,600</b>	<b>1,375,600</b>	<b>1,333,446</b>	<b>42,155</b>		<b>42,155</b>

1. Savings due to temporary vacancies and hiring on a lower level.
2. Savings due to less than anticipated conference registrations.
3. Savings due to less travel expenditures than anticipated.
4. Overruns due to higher than anticipated costs for legal fees.
5. Overruns due to higher than anticipated costs of training and other purchased services.



**LEGISLATURE (excluding The Office of the Auditor General)**  
**STATEMENT OF REVENUE AND EXPENDITURE**  
**For the Period 1 April 2020 to 31 March 2021**  
**Unaudited**

6. Overruns due to purchase of computer equipment.
7. Revenue mainly related to reimbursement of legal fees.



**LEGISLATURE (excluding The Office of the Auditor General)**  
**STATEMENT OF REVENUE AND EXPENDITURE**  
**For the Period 1 April 2020 to 31 March 2021**  
**Unaudited**

	Original Estimates	Operating Budget	Actual Expenditures & Revenue	Savings (Over-runs) from Original Budget		Savings (Over- runs) from Operating Budget
<b>7.1.01. OFFICE OF THE SENIORS' ADVOCATE</b>						
01. Salaries	372,300	375,000	374,960	(2,660)	1	40
Operating Accounts:						
<i>Employee Benefits</i>	5,700	5,700	500	5,200	2	5,200
<i>Transportation and Communications</i>	45,900	45,000	3,265	42,635	3	41,735
<i>Supplies</i>	5,000	5,000	2,066	2,934	4	2,934
<i>Professional Services</i>	9,000	9,000	-	9,000	5	9,000
<i>Purchased Services</i>	44,000	44,000	31,657	12,343	6	12,343
<i>Property, Furnishings and Equipment</i>	4,000	4,900	4,836	(836)		64
	<b>113,600</b>	<b>113,600</b>	<b>42,324</b>	<b>71,275</b>		<b>71,275</b>
02. Operating Accounts						
<b>Total: Office of the Seniors' Advocate</b>	<b>485,900</b>	<b>488,600</b>	<b>417,284</b>	<b>68,615</b>		<b>71,315</b>

1. Overruns due to unbudgeted cost of salary increases.
2. Savings due to less than anticipated conference registrations.
3. Savings due to less travel than anticipated.
4. Savings as expenditures for office supplies less than anticipated.
5. Savings as legal and consulting fees less than anticipated.
6. Savings as training and development and other purchased services less than anticipated.



**LEGISLATURE (excluding The Office of the Auditor General)**  
**STATEMENT OF REVENUE AND EXPENDITURE**  
**For the Period 1 April 2020 to 31 March 2021**  
**Unaudited**

**TOTAL LEGISLATURE (Excluding the Office of  
the Auditor General)**

<b>21,961,400</b>	<b>27,541,700</b>	<b>24,890,551</b>	<b>(2,929,152)</b>	<b>2,651,148</b>
-------------------	-------------------	-------------------	--------------------	------------------

---



**OFFICE OF THE AUDITOR GENERAL**  
**STATEMENT OF REVENUE AND EXPENDITURE**  
 For the Period 1 April 2020 to 31 March 2021  
 Unaudited

	Original Estimates	Operating Budget	Actual Expenditures and Revenue	Savings (Over-runs) from Original Budget	Savings (Over-runs) from Operating Budget
<b>2.1.012. Office of the Auditor General</b>					
01. Salaries	3,359,200	3,299,200	2,925,720	433,480 <sup>1</sup>	373,480
02. Employee Benefits	94,800	94,800	82,359	12,441 <sup>2</sup>	12,441
03. Transportation and Communications	80,000	80,000	11,953	68,047 <sup>3</sup>	68,047
04. Supplies	55,000	55,000	58,777	(3,777) <sup>4</sup>	(3,777)
05. Professional Services	99,000	159,000	192,316	(93,316) <sup>5</sup>	(33,316)
06. Purchased Services	225,000	225,000	212,070	12,930 <sup>6</sup>	12,930
07. Property, Furnishings and Equipment	21,100	21,100	29,129	(8,029) <sup>7</sup>	(8,029)
	3,934,100	3,934,100	3,512,324	421,776	421,776
Related Revenue	-	-	-1,515	1,515 <sup>8</sup>	1,515
<b>Total: Office of the Auditor General</b>	<b>3,934,100</b>	<b>3,934,100</b>	<b>3,510,809</b>	<b>423,291</b>	<b>423,291</b>

1 Savings from staff vacancies, maternity leaves and leaves of absences. In addition, during 2020-21 either the Auditor General position or the Deputy Auditor General position was vacant for the entire year due to the resignation of the AG in March 2020 and new AG not being appointed until April 2021.

2 Staff vacancies meant fewer staff for professional development plus some of the virtual offerings were less expensive. Some planned training had to be deferred since there was not a virtual option.

3 Staff vacancies during the year resulted in some reduced travel, telephone and communication costs. We also used a contracted auditor to complete audits off the Avalon therefore reducing staff travel.

Due to the pandemic and working from home, there was very little travel related to audits, symposiums, meetings or CPA student academic requirements.

4 One of our software suppliers changed the due date on the annual invoice from April 30 to March 31 meaning it had to be paid twice during 2020-21.

5 Expert advice required for performance audits including legal advice. \$60,000 transferred from salary savings to cover some of these additional costs.

6 Less costs associated with xerox contract due to staff working from home. Also, no need to rent outside space for professional development due to pandemic restrictions.

7 Planned replacement of some laptops and phones occurred based on established replacement schedules.

8 Former AG repaid salary overpayment from final pay period in March 2020.



House of Assembly  
Newfoundland and Labrador  
Member Accountability and Disclosure Report  
**Expenditures Summarized by Category**  
01-Apr-20 to 31-Mar-21

Byrne, Gerry, MHA

Allowance Category	Expenditure Limit for Fiscal Year (Net of HST)	Expenditures Processed 01-Apr-20 to 31-Mar-21 (Net of HST)	Expenditures Year to Date 01-Apr- to 31-Mar-21 (Net of HST)	Funds Available (Net of HST)	Percent Expended to Date
<b>Office Allowances</b>					
Office Accommodations	--	0.00	0.00	--	--
Rental of Short-term Accommodations	--	0.00	0.00	--	--
Office Start-up Costs	--	0.00	0.00	--	--
Office Operations	10,435.00	1,632.26	1,632.26	8,802.74	15.6%
<b>Total Office Allowances</b>		<b>1,632.26</b>	<b>1,632.26</b>		
<b>Operational Resources</b>					
Operational Resources	--	3,646.92	3,646.92	--	--
<b>Total Operational Resources</b>		<b>3,646.92</b>	<b>3,646.92</b>		
<b>Travel &amp; Living Allowances</b>					
House in Session	--	13,561.16	13,561.16	--	--
House Not in Session	--	438.12	438.12	--	--
Intra & Extra-Constituency Travel	5,217.00	0.00	0.00	5,217.00	0.0%
Helicopter Travel	--	0.00	0.00	--	--
<b>Total Travel &amp; Living Allowances</b>		<b>13,999.28</b>	<b>13,999.28</b>		
<b>Constituency Allowance</b>					
Constituency Allowance	2,609.00	62.50	62.50	2,546.50	2.4%
<b>Total Constituency Allowance</b>		<b>62.50</b>	<b>62.50</b>		
<b>Total Expenditures</b>					
		<b>19,340.96</b>	<b>19,340.96</b>		

---- End of Report ----



House of Assembly  
Newfoundland and Labrador  
Member Accountability and Disclosure Report  
**Expenditures Summarized by Category**  
01-Apr-20 to 31-Mar-21

**BROWN, JORDAN, MHA**

Allowance Category	Expenditure Limit for Fiscal Year (Net of HST)	Expenditures Processed 01-Apr-20 to 31-Mar-21 (Net of HST)	Expenditures Year to Date 01-Apr- to 31-Mar-21 (Net of HST)	Funds Available (Net of HST)	Percent Expended to Date
<b>Office Allowances</b>					
Office Accommodations	--	0.00	0.00	--	--
Rental of Short-term Accommodations	--	0.00	0.00	--	--
Office Start-up Costs	828.00	0.00	0.00	828.00	0.0%
Office Operations	10,435.00	4,374.74	4,374.74	6,060.26	41.9%
<b>Total Office Allowances</b>		<b>4,374.74</b>	<b>4,374.74</b>		
<b>Operational Resources</b>					
Operational Resources	--	1,852.56	1,852.56	--	--
<b>Total Operational Resources</b>		<b>1,852.56</b>	<b>1,852.56</b>		
<b>Travel &amp; Living Allowances</b>					
House in Session	--	10,943.09	10,943.09	--	--
House Not in Session	--	1,750.68	1,750.68	--	--
Intra & Extra-Constituency Travel	5,739.00	0.00	0.00	5,739.00	0.0%
Helicopter Travel	--	0.00	0.00	--	--
<b>Total Travel &amp; Living Allowances</b>		<b>12,693.77</b>	<b>12,693.77</b>		
<b>Constituency Allowance</b>					
Constituency Allowance	2,609.00	237.72	237.72	2,371.28	9.1%
<b>Total Constituency Allowance</b>		<b>237.72</b>	<b>237.72</b>		
<b>Total Expenditures</b>					
		<b>19,158.79</b>	<b>19,158.79</b>		

---- End of Report ----





House of Assembly  
Newfoundland and Labrador  
Member Accountability and Disclosure Report  
**Expenditures Summarized by Category**  
01-Apr-20 to 31-Mar-21

**BRAZIL, DAVID, MHA**

Allowance Category	Expenditure Limit for Fiscal Year (Net of HST)	Expenditures Processed 01-Apr-20 to 31-Mar-21 (Net of HST)	Expenditures Year to Date 01-Apr- to 31-Mar-21 (Net of HST)	Funds Available (Net of HST)	Percent Expended to Date
<b>Office Allowances</b>					
Office Accommodations	--	0.00	0.00	--	--
Rental of Short-term Accommodations	--	0.00	0.00	--	--
Office Start-up Costs	--	0.00	0.00	--	--
Office Operations	10,435.00	8,208.94	8,208.94	2,226.06	78.7%
<b>Total Office Allowances</b>		<b>8,208.94</b>	<b>8,208.94</b>		
<b>Operational Resources</b>					
Operational Resources	--	2,947.14	2,947.14	--	--
<b>Total Operational Resources</b>		<b>2,947.14</b>	<b>2,947.14</b>		
<b>Travel &amp; Living Allowances</b>					
House in Session	--	0.00	0.00	--	--
House Not in Session	--	0.00	0.00	--	--
Intra & Extra-Constituency Travel	6,696.00	4,350.67	4,350.67	2,345.33	65.0%
Helicopter Travel	--	0.00	0.00	--	--
<b>Total Travel &amp; Living Allowances</b>		<b>4,350.67</b>	<b>4,350.67</b>		
<b>Constituency Allowance</b>					
Constituency Allowance	2,609.00	1,717.05	1,717.05	891.95	65.8%
<b>Total Constituency Allowance</b>		<b>1,717.05</b>	<b>1,717.05</b>		
<b>Total Expenditures</b>					
		<b>17,223.80</b>	<b>17,223.80</b>		

---- End of Report ----



House of Assembly  
Newfoundland and Labrador  
Member Accountability and Disclosure Report  
**Expenditures Summarized by Category**  
01-Apr-20 to 31-Mar-21

**Bragg, Derrick, MHA**

Allowance Category	Expenditure Limit for Fiscal Year (Net of HST)	Expenditures Processed 01-Apr-20 to 31-Mar-21 (Net of HST)	Expenditures Year to Date 01-Apr- to 31-Mar-21 (Net of HST)	Funds Available (Net of HST)	Percent Expended to Date
<b>Office Allowances</b>					
Office Accommodations	14,400.00	14,400.00	14,400.00	0.00	100.0%
Rental of Short-term Accommodations	--	0.00	0.00	--	--
Office Start-up Costs	--	0.00	0.00	--	--
Office Operations	10,435.00	3,720.98	3,720.98	6,714.02	35.7%
<b>Total Office Allowances</b>		<b>18,120.98</b>	<b>18,120.98</b>		
<b>Operational Resources</b>					
Operational Resources	--	4,066.14	4,066.14	--	--
<b>Total Operational Resources</b>		<b>4,066.14</b>	<b>4,066.14</b>		
<b>Travel &amp; Living Allowances</b>					
House in Session	--	6,337.70	6,337.70	--	--
House Not in Session	--	267.29	267.29	--	--
Intra & Extra-Constituency Travel	11,043.00	4,875.18	4,875.18	6,167.82	44.1%
Helicopter Travel	--	0.00	0.00	--	--
<b>Total Travel &amp; Living Allowances</b>		<b>11,480.17</b>	<b>11,480.17</b>		
<b>Constituency Allowance</b>					
Constituency Allowance	2,609.00	188.69	188.69	2,420.31	7.2%
<b>Total Constituency Allowance</b>		<b>188.69</b>	<b>188.69</b>		
<b>Total Expenditures</b>					
		<b>33,855.98</b>	<b>33,855.98</b>		

---- End of Report ----



House of Assembly  
Newfoundland and Labrador  
Member Accountability and Disclosure Report  
**Expenditures Summarized by Category**  
01-Apr-20 to 31-Mar-21

**Bennett, Derek, MHA**

Allowance Category	Expenditure Limit for Fiscal Year (Net of HST)	Expenditures Processed 01-Apr-20 to 31-Mar-21 (Net of HST)	Expenditures Year to Date 01-Apr- to 31-Mar-21 (Net of HST)	Funds Available (Net of HST)	Percent Expended to Date
<b>Office Allowances</b>					
Office Accommodations	--	0.00	0.00	--	--
Rental of Short-term Accommodations	--	0.00	0.00	--	--
Office Start-up Costs	--	0.00	0.00	--	--
Office Operations	10,435.00	4,909.58	4,909.58	5,525.42	47.0%
<b>Total Office Allowances</b>		<b>4,909.58</b>	<b>4,909.58</b>		
<b>Operational Resources</b>					
Operational Resources	--	3,383.97	3,383.97	--	--
<b>Total Operational Resources</b>		<b>3,383.97</b>	<b>3,383.97</b>		
<b>Travel &amp; Living Allowances</b>					
House in Session	--	8,673.84	8,673.84	--	--
House Not in Session	--	1,162.66	1,162.66	--	--
Intra & Extra-Constituency Travel	8,000.00	3,160.10	3,160.10	4,839.90	39.5%
Helicopter Travel	--	0.00	0.00	--	--
<b>Total Travel &amp; Living Allowances</b>		<b>12,996.60</b>	<b>12,996.60</b>		
<b>Constituency Allowance</b>					
Constituency Allowance	2,609.00	100.00	100.00	2,509.00	3.8%
<b>Total Constituency Allowance</b>		<b>100.00</b>	<b>100.00</b>		
<b>Total Expenditures</b>					
		<b>21,390.15</b>	<b>21,390.15</b>		

---- End of Report ----



House of Assembly  
Newfoundland and Labrador  
Member Accountability and Disclosure Report  
**Expenditures Summarized by Category**  
01-Apr-20 to 31-Mar-21

**BALL, DWIGHT, MHA**

Allowance Category	Expenditure Limit for Fiscal Year (Net of HST)	Expenditures Processed 01-Apr-20 to 31-Mar-21 (Net of HST)	Expenditures Year to Date 01-Apr- to 31-Mar-21 (Net of HST)	Funds Available (Net of HST)	Percent Expended to Date
<b>Office Allowances</b>					
Office Accommodations	12,300.00	7,175.00	7,175.00	5,125.00	58.3%
Rental of Short-term Accommodations	--	0.00	0.00	--	--
Office Start-up Costs	--	0.00	0.00	--	--
Office Operations	10,435.00	384.59	384.59	10,050.41	3.7%
<b>Total Office Allowances</b>		<b>7,559.59</b>	<b>7,559.59</b>		
<b>Operational Resources</b>					
Operational Resources	--	1,679.75	1,679.75	--	--
<b>Total Operational Resources</b>		<b>1,679.75</b>	<b>1,679.75</b>		
<b>Travel &amp; Living Allowances</b>					
House in Session	--	0.00	0.00	--	--
House Not in Session	--	833.07	833.07	--	--
Intra & Extra-Constituency Travel	10,957.00	0.00	0.00	10,957.00	0.0%
Helicopter Travel	--	0.00	0.00	--	--
<b>Total Travel &amp; Living Allowances</b>		<b>833.07</b>	<b>833.07</b>		
<b>Constituency Allowance</b>					
Constituency Allowance	2,609.00	0.00	0.00	2,609.00	0.0%
<b>Total Constituency Allowance</b>		<b>0.00</b>	<b>0.00</b>		
<b>Total Expenditures</b>					
		<b>10,072.41</b>	<b>10,072.41</b>		

---- End of Report ----



House of Assembly  
Newfoundland and Labrador  
Member Accountability and Disclosure Report  
**Expenditures Summarized by Category**  
01-Apr-20 to 31-Mar-21

WALL, JOEDY, MHA

Allowance Category	Expenditure Limit for Fiscal Year (Net of HST)	Expenditures Processed 01-Apr-20 to 31-Mar-21 (Net of HST)	Expenditures Year to Date 01-Apr- to 31-Mar-21 (Net of HST)	Funds Available (Net of HST)	Percent Expended to Date
<b>Office Allowances</b>					
Office Accommodations	--	0.00	0.00	--	--
Rental of Short-term Accommodations	--	0.00	0.00	--	--
Office Start-up Costs	870.00	0.00	0.00	870.00	0.0%
Office Operations	143.00	0.00	0.00	143.00	0.0%
<b>Total Office Allowances</b>		<b>0.00</b>	<b>0.00</b>		
<b>Operational Resources</b>					
Operational Resources	--	0.00	0.00	--	--
<b>Total Operational Resources</b>		<b>0.00</b>	<b>0.00</b>		
<b>Travel &amp; Living Allowances</b>					
House in Session	--	0.00	0.00	--	--
House Not in Session	--	0.00	0.00	--	--
Intra & Extra-Constituency Travel	86.00	0.00	0.00	86.00	0.0%
Helicopter Travel	--	0.00	0.00	--	--
<b>Total Travel &amp; Living Allowances</b>		<b>0.00</b>	<b>0.00</b>		
<b>Constituency Allowance</b>					
Constituency Allowance	36.00	0.00	0.00	36.00	0.0%
<b>Total Constituency Allowance</b>		<b>0.00</b>	<b>0.00</b>		
<b>Total Expenditures</b>		<b>0.00</b>	<b>0.00</b>		

---- End of Report ----



House of Assembly  
Newfoundland and Labrador  
Member Accountability and Disclosure Report  
**Expenditures Summarized by Category**  
01-Apr-20 to 31-Mar-21

**PIKE, PAUL, MHA**

Allowance Category	Expenditure Limit for Fiscal Year (Net of HST)	Expenditures Processed 01-Apr-20 to 31-Mar-21 (Net of HST)	Expenditures Year to Date 01-Apr- to 31-Mar-21 (Net of HST)	Funds Available (Net of HST)	Percent Expended to Date
<b>Office Allowances</b>					
Office Accommodations	--	0.00	0.00	--	--
Rental of Short-term Accommodations	--	0.00	0.00	--	--
Office Start-up Costs	870.00	0.00	0.00	870.00	0.0%
Office Operations	143.00	0.00	0.00	143.00	0.0%
<b>Total Office Allowances</b>		<b>0.00</b>	<b>0.00</b>		
<b>Operational Resources</b>					
Operational Resources	--	1,284.00	1,284.00	--	--
<b>Total Operational Resources</b>		<b>1,284.00</b>	<b>1,284.00</b>		
<b>Travel &amp; Living Allowances</b>					
House in Session	--	0.00	0.00	--	--
House Not in Session	--	0.00	0.00	--	--
Intra & Extra-Constituency Travel	152.00	0.00	0.00	152.00	0.0%
Helicopter Travel	--	0.00	0.00	--	--
<b>Total Travel &amp; Living Allowances</b>		<b>0.00</b>	<b>0.00</b>		
<b>Constituency Allowance</b>					
Constituency Allowance	36.00	0.00	0.00	36.00	0.0%
<b>Total Constituency Allowance</b>		<b>0.00</b>	<b>0.00</b>		
<b>Total Expenditures</b>					
		<b>1,284.00</b>	<b>1,284.00</b>		

---- End of Report ----



House of Assembly  
Newfoundland and Labrador  
Member Accountability and Disclosure Report  
**Expenditures Summarized by Category**  
01-Apr-20 to 31-Mar-21

STOYLES, LUCY, MHA

Allowance Category	Expenditure Limit for Fiscal Year (Net of HST)	Expenditures Processed 01-Apr-20 to 31-Mar-21 (Net of HST)	Expenditures Year to Date 01-Apr- to 31-Mar-21 (Net of HST)	Funds Available (Net of HST)	Percent Expended to Date
<b>Office Allowances</b>					
Office Accommodations	--	0.00	0.00	--	--
Rental of Short-term Accommodations	--	0.00	0.00	--	--
Office Start-up Costs	870.00	0.00	0.00	870.00	0.0%
Office Operations	143.00	0.00	0.00	143.00	0.0%
<b>Total Office Allowances</b>		<b>0.00</b>	<b>0.00</b>		
<b>Operational Resources</b>					
Operational Resources	--	0.00	0.00	--	--
<b>Total Operational Resources</b>		<b>0.00</b>	<b>0.00</b>		
<b>Travel &amp; Living Allowances</b>					
House in Session	--	0.00	0.00	--	--
House Not in Session	--	0.00	0.00	--	--
Intra & Extra-Constituency Travel	72.00	0.00	0.00	72.00	0.0%
Helicopter Travel	--	0.00	0.00	--	--
<b>Total Travel &amp; Living Allowances</b>		<b>0.00</b>	<b>0.00</b>		
<b>Constituency Allowance</b>					
Constituency Allowance	36.00	0.00	0.00	36.00	0.0%
<b>Total Constituency Allowance</b>		<b>0.00</b>	<b>0.00</b>		
<b>Total Expenditures</b>					
		<b>0.00</b>	<b>0.00</b>		

---- End of Report ----



House of Assembly  
Newfoundland and Labrador  
Member Accountability and Disclosure Report  
**Expenditures Summarized by Category**  
01-Apr-20 to 31-Mar-21

HOWELL, KRISTA LYNN, MHA

Allowance Category	Expenditure Limit for Fiscal Year (Net of HST)	Expenditures Processed 01-Apr-20 to 31-Mar-21 (Net of HST)	Expenditures Year to Date 01-Apr- to 31-Mar-21 (Net of HST)	Funds Available (Net of HST)	Percent Expended to Date
<b>Office Allowances</b>					
Office Accommodations	--	0.00	0.00	--	--
Rental of Short-term Accommodations	--	0.00	0.00	--	--
Office Start-up Costs	870.00	0.00	0.00	870.00	0.0%
Office Operations	143.00	0.00	0.00	143.00	0.0%
<b>Total Office Allowances</b>		<b>0.00</b>	<b>0.00</b>		
<b>Operational Resources</b>					
Operational Resources	--	1,284.00	1,284.00	--	--
<b>Total Operational Resources</b>		<b>1,284.00</b>	<b>1,284.00</b>		
<b>Travel &amp; Living Allowances</b>					
House in Session	--	0.00	0.00	--	--
House Not in Session	--	0.00	0.00	--	--
Intra & Extra-Constituency Travel	146.00	0.00	0.00	146.00	0.0%
Helicopter Travel	--	0.00	0.00	--	--
<b>Total Travel &amp; Living Allowances</b>		<b>0.00</b>	<b>0.00</b>		
<b>Constituency Allowance</b>					
Constituency Allowance	36.00	0.00	0.00	36.00	0.0%
<b>Total Constituency Allowance</b>		<b>0.00</b>	<b>0.00</b>		
<b>Total Expenditures</b>		<b>1,284.00</b>	<b>1,284.00</b>		

---- End of Report ----





House of Assembly  
Newfoundland and Labrador  
Member Accountability and Disclosure Report  
**Expenditures Summarized by Category**  
01-Apr-20 to 31-Mar-21

**ABBOTT, JOHN, MHA**

Allowance Category	Expenditure Limit for Fiscal Year (Net of HST)	Expenditures Processed 01-Apr-20 to 31-Mar-21 (Net of HST)	Expenditures Year to Date 01-Apr- to 31-Mar-21 (Net of HST)	Funds Available (Net of HST)	Percent Expended to Date
<b>Office Allowances</b>					
Office Accommodations	--	0.00	0.00	--	--
Rental of Short-term Accommodations	--	0.00	0.00	--	--
Office Start-up Costs	--	0.00	0.00	--	--
Office Operations	--	0.00	0.00	--	--
<b>Total Office Allowances</b>		<b>0.00</b>	<b>0.00</b>		
<b>Operational Resources</b>					
Operational Resources	--	0.00	0.00	--	--
<b>Total Operational Resources</b>		<b>0.00</b>	<b>0.00</b>		
<b>Travel &amp; Living Allowances</b>					
House in Session	--	0.00	0.00	--	--
House Not in Session	--	0.00	0.00	--	--
Intra & Extra-Constituency Travel	--	0.00	0.00	--	--
Helicopter Travel	--	0.00	0.00	--	--
<b>Total Travel &amp; Living Allowances</b>		<b>0.00</b>	<b>0.00</b>		
<b>Constituency Allowance</b>					
Constituency Allowance	--	0.00	0.00	--	--
<b>Total Constituency Allowance</b>		<b>0.00</b>	<b>0.00</b>		
<b>Total Expenditures</b>					
		<b>0.00</b>	<b>0.00</b>		

---- End of Report ----



House of Assembly  
Newfoundland and Labrador  
Member Accountability and Disclosure Report  
**Expenditures Summarized by Category**  
01-Apr-20 to 31-Mar-21

HOGAN, JOHN, MHA

Allowance Category	Expenditure Limit for Fiscal Year (Net of HST)	Expenditures Processed 01-Apr-20 to 31-Mar-21 (Net of HST)	Expenditures Year to Date 01-Apr- to 31-Mar-21 (Net of HST)	Funds Available (Net of HST)	Percent Expended to Date
<b>Office Allowances</b>					
Office Accommodations	--	0.00	0.00	--	--
Rental of Short-term Accommodations	--	0.00	0.00	--	--
Office Start-up Costs	870.00	0.00	0.00	870.00	0.0%
Office Operations	143.00	0.00	0.00	143.00	0.0%
<b>Total Office Allowances</b>		<b>0.00</b>	<b>0.00</b>		
<b>Operational Resources</b>					
Operational Resources	--	1,284.00	1,284.00	--	--
<b>Total Operational Resources</b>		<b>1,284.00</b>	<b>1,284.00</b>		
<b>Travel &amp; Living Allowances</b>					
House in Session	--	0.00	0.00	--	--
House Not in Session	--	0.00	0.00	--	--
Intra & Extra-Constituency Travel	72.00	0.00	0.00	72.00	0.0%
Helicopter Travel	--	0.00	0.00	--	--
<b>Total Travel &amp; Living Allowances</b>		<b>0.00</b>	<b>0.00</b>		
<b>Constituency Allowance</b>					
Constituency Allowance	36.00	0.00	0.00	36.00	0.0%
<b>Total Constituency Allowance</b>		<b>0.00</b>	<b>0.00</b>		
<b>Total Expenditures</b>		<b>1,284.00</b>	<b>1,284.00</b>		

---- End of Report ----



House of Assembly  
Newfoundland and Labrador  
Member Accountability and Disclosure Report  
**Expenditures Summarized by Category**  
01-Apr-20 to 31-Mar-21

FUREY, ANDREW, MHA

Allowance Category	Expenditure Limit for Fiscal Year (Net of HST)	Expenditures Processed 01-Apr-20 to 31-Mar-21 (Net of HST)	Expenditures Year to Date 01-Apr- to 31-Mar-21 (Net of HST)	Funds Available (Net of HST)	Percent Expended to Date
<b>Office Allowances</b>					
Office Accommodations	5,125.00	5,125.00	5,125.00	0.00	100.0%
Rental of Short-term Accommodations	--	0.00	0.00	--	--
Office Start-up Costs	870.00	0.00	0.00	870.00	0.0%
Office Operations	5,061.00	697.85	697.85	4,363.15	13.8%
<b>Total Office Allowances</b>		<b>5,822.85</b>	<b>5,822.85</b>		
<b>Operational Resources</b>					
Operational Resources	--	1,582.63	1,582.63	--	--
<b>Total Operational Resources</b>		<b>1,582.63</b>	<b>1,582.63</b>		
<b>Travel &amp; Living Allowances</b>					
House in Session	--	0.00	0.00	--	--
House Not in Session	--	2,708.01	2,708.01	--	--
Intra & Extra-Constituency Travel	5,314.00	234.18	234.18	5,079.82	4.4%
Helicopter Travel	--	0.00	0.00	--	--
<b>Total Travel &amp; Living Allowances</b>		<b>2,942.19</b>	<b>2,942.19</b>		
<b>Constituency Allowance</b>					
Constituency Allowance	1,266.00	0.00	0.00	1,266.00	0.0%
<b>Total Constituency Allowance</b>		<b>0.00</b>	<b>0.00</b>		
<b>Total Expenditures</b>		<b>10,347.67</b>	<b>10,347.67</b>		

---- End of Report ----



House of Assembly  
Newfoundland and Labrador  
Member Accountability and Disclosure Report  
**Expenditures Summarized by Category**  
01-Apr-20 to 31-Mar-21

**Warr, Brian, MHA**

Allowance Category	Expenditure Limit for Fiscal Year (Net of HST)	Expenditures Processed 01-Apr-20 to 31-Mar-21 (Net of HST)	Expenditures Year to Date 01-Apr- to 31-Mar-21 (Net of HST)	Funds Available (Net of HST)	Percent Expended to Date
<b>Office Allowances</b>					
Office Accommodations	9,987.00	9,987.00	9,987.00	0.00	100.0%
Rental of Short-term Accommodations	--	0.00	0.00	--	--
Office Start-up Costs	--	0.00	0.00	--	--
Office Operations	10,435.00	4,423.70	4,423.70	6,011.30	42.4%
<b>Total Office Allowances</b>		<b>14,410.70</b>	<b>14,410.70</b>		
<b>Operational Resources</b>					
Operational Resources	--	2,786.23	2,786.23	--	--
<b>Total Operational Resources</b>		<b>2,786.23</b>	<b>2,786.23</b>		
<b>Travel &amp; Living Allowances</b>					
House in Session	--	8,333.61	8,333.61	--	--
House Not in Session	--	131.34	131.34	--	--
Intra & Extra-Constituency Travel	10,957.00	1,434.30	1,434.30	9,522.70	13.1%
Helicopter Travel	--	0.00	0.00	--	--
<b>Total Travel &amp; Living Allowances</b>		<b>9,899.25</b>	<b>9,899.25</b>		
<b>Constituency Allowance</b>					
Constituency Allowance	2,609.00	152.73	152.73	2,456.27	5.9%
<b>Total Constituency Allowance</b>		<b>152.73</b>	<b>152.73</b>		
<b>Total Expenditures</b>					
		<b>27,248.91</b>	<b>27,248.91</b>		

---- End of Report ----



House of Assembly  
Newfoundland and Labrador  
Member Accountability and Disclosure Report  
**Expenditures Summarized by Category**  
01-Apr-20 to 31-Mar-21

**WAKEHAM, TONY, MHA**

Allowance Category	Expenditure Limit for Fiscal Year (Net of HST)	Expenditures Processed 01-Apr-20 to 31-Mar-21 (Net of HST)	Expenditures Year to Date 01-Apr- to 31-Mar-21 (Net of HST)	Funds Available (Net of HST)	Percent Expended to Date
<b>Office Allowances</b>					
Office Accommodations	9,377.00	9,376.80	9,376.80	0.20	100.0%
Rental of Short-term Accommodations	--	0.00	0.00	--	--
Office Start-up Costs	834.00	0.00	0.00	834.00	0.0%
Office Operations	10,435.00	5,935.85	5,935.85	4,499.15	56.9%
<b>Total Office Allowances</b>		<b>15,312.65</b>	<b>15,312.65</b>		
<b>Operational Resources</b>					
Operational Resources	--	8,371.78	8,371.78	--	--
<b>Total Operational Resources</b>		<b>8,371.78</b>	<b>8,371.78</b>		
<b>Travel &amp; Living Allowances</b>					
House in Session	--	13,911.09	13,911.09	--	--
House Not in Session	--	7,713.31	7,713.31	--	--
Intra & Extra-Constituency Travel	5,913.00	539.81	539.81	5,373.19	9.1%
Helicopter Travel	--	0.00	0.00	--	--
<b>Total Travel &amp; Living Allowances</b>		<b>22,164.21</b>	<b>22,164.21</b>		
<b>Constituency Allowance</b>					
Constituency Allowance	2,609.00	0.00	0.00	2,609.00	0.0%
<b>Total Constituency Allowance</b>		<b>0.00</b>	<b>0.00</b>		
<b>Total Expenditures</b>		<b>45,848.64</b>	<b>45,848.64</b>		

---- End of Report ----



House of Assembly  
Newfoundland and Labrador  
Member Accountability and Disclosure Report  
**Expenditures Summarized by Category**  
01-Apr-20 to 31-Mar-21

REID, SCOTT, MHA

Allowance Category	Expenditure Limit for Fiscal Year (Net of HST)	Expenditures Processed 01-Apr-20 to 31-Mar-21 (Net of HST)	Expenditures Year to Date 01-Apr- to 31-Mar-21 (Net of HST)	Funds Available (Net of HST)	Percent Expended to Date
<b>Office Allowances</b>					
Office Accommodations	--	0.00	0.00	--	--
Rental of Short-term Accommodations	--	0.00	0.00	--	--
Office Start-up Costs	--	0.00	0.00	--	--
Office Operations	10,435.00	10,038.44	10,038.44	396.56	96.2%
<b>Total Office Allowances</b>		<b>10,038.44</b>	<b>10,038.44</b>		
<b>Operational Resources</b>					
Operational Resources	--	4,759.55	4,759.55	--	--
<b>Total Operational Resources</b>		<b>4,759.55</b>	<b>4,759.55</b>		
<b>Travel &amp; Living Allowances</b>					
House in Session	--	8,437.88	8,437.88	--	--
House Not in Session	--	3,568.01	3,568.01	--	--
Intra & Extra-Constituency Travel	7,304.00	1,683.22	1,683.22	5,620.78	23.0%
Helicopter Travel	--	0.00	0.00	--	--
<b>Total Travel &amp; Living Allowances</b>		<b>13,689.11</b>	<b>13,689.11</b>		
<b>Constituency Allowance</b>					
Constituency Allowance	2,609.00	63.04	63.04	2,545.96	2.4%
<b>Total Constituency Allowance</b>		<b>63.04</b>	<b>63.04</b>		
<b>Total Expenditures</b>					
		<b>28,550.14</b>	<b>28,550.14</b>		

---- End of Report ----



House of Assembly  
Newfoundland and Labrador  
Member Accountability and Disclosure Report  
**Expenditures Summarized by Category**  
01-Apr-20 to 31-Mar-21

**STOODLEY, SARAH, MHA**

Allowance Category	Expenditure Limit for Fiscal Year (Net of HST)	Expenditures Processed 01-Apr-20 to 31-Mar-21 (Net of HST)	Expenditures Year to Date 01-Apr- to 31-Mar-21 (Net of HST)	Funds Available (Net of HST)	Percent Expended to Date
<b>Office Allowances</b>					
Office Accommodations	--	0.00	0.00	--	--
Rental of Short-term Accommodations	--	0.00	0.00	--	--
Office Start-up Costs	870.00	0.00	0.00	870.00	0.0%
Office Operations	10,435.00	4,186.23	4,186.23	6,248.77	40.1%
<b>Total Office Allowances</b>		<b>4,186.23</b>	<b>4,186.23</b>		
<b>Operational Resources</b>					
Operational Resources	--	770.01	770.01	--	--
<b>Total Operational Resources</b>		<b>770.01</b>	<b>770.01</b>		
<b>Travel &amp; Living Allowances</b>					
House in Session	--	0.00	0.00	--	--
House Not in Session	--	0.00	0.00	--	--
Intra & Extra-Constituency Travel	5,217.00	958.24	958.24	4,258.76	18.4%
Helicopter Travel	--	0.00	0.00	--	--
<b>Total Travel &amp; Living Allowances</b>		<b>958.24</b>	<b>958.24</b>		
<b>Constituency Allowance</b>					
Constituency Allowance	2,609.00	493.58	493.58	2,115.42	18.9%
<b>Total Constituency Allowance</b>		<b>493.58</b>	<b>493.58</b>		
<b>Total Expenditures</b>					
		<b>6,408.06</b>	<b>6,408.06</b>		

---- End of Report ----



House of Assembly  
Newfoundland and Labrador  
Member Accountability and Disclosure Report  
**Expenditures Summarized by Category**  
01-Apr-20 to 31-Mar-21

Petten, Barry, MHA

Allowance Category	Expenditure Limit for Fiscal Year (Net of HST)	Expenditures Processed 01-Apr-20 to 31-Mar-21 (Net of HST)	Expenditures Year to Date 01-Apr- to 31-Mar-21 (Net of HST)	Funds Available (Net of HST)	Percent Expended to Date
<b>Office Allowances</b>					
Office Accommodations	14,280.00	14,280.00	14,280.00	0.00	100.0%
Rental of Short-term Accommodations	--	0.00	0.00	--	--
Office Start-up Costs	--	0.00	0.00	--	--
Office Operations	10,435.00	6,302.64	6,302.64	4,132.36	60.4%
<b>Total Office Allowances</b>		<b>20,582.64</b>	<b>20,582.64</b>		
<b>Operational Resources</b>					
Operational Resources	--	6,246.52	6,246.52	--	--
<b>Total Operational Resources</b>		<b>6,246.52</b>	<b>6,246.52</b>		
<b>Travel &amp; Living Allowances</b>					
House in Session	--	0.00	0.00	--	--
House Not in Session	--	0.00	0.00	--	--
Intra & Extra-Constituency Travel	5,304.00	2,090.47	2,090.47	3,213.53	39.4%
Helicopter Travel	--	0.00	0.00	--	--
<b>Total Travel &amp; Living Allowances</b>		<b>2,090.47</b>	<b>2,090.47</b>		
<b>Constituency Allowance</b>					
Constituency Allowance	2,609.00	0.00	0.00	2,609.00	0.0%
<b>Total Constituency Allowance</b>		<b>0.00</b>	<b>0.00</b>		
<b>Total Expenditures</b>					
		<b>28,919.63</b>	<b>28,919.63</b>		

---- End of Report ----





House of Assembly  
Newfoundland and Labrador  
Member Accountability and Disclosure Report  
**Expenditures Summarized by Category**  
01-Apr-20 to 31-Mar-21

TIBBS, CHRIS, MHA

Allowance Category	Expenditure Limit for Fiscal Year (Net of HST)	Expenditures Processed 01-Apr-20 to 31-Mar-21 (Net of HST)	Expenditures Year to Date 01-Apr- to 31-Mar-21 (Net of HST)	Funds Available (Net of HST)	Percent Expended to Date
<b>Office Allowances</b>					
Office Accommodations	--	0.00	0.00	--	--
Rental of Short-term Accommodations	--	0.00	0.00	--	--
Office Start-up Costs	403.00	0.00	0.00	403.00	0.0%
Office Operations	10,435.00	4,358.63	4,358.63	6,076.37	41.8%
<b>Total Office Allowances</b>		<b>4,358.63</b>	<b>4,358.63</b>		
<b>Operational Resources</b>					
Operational Resources	--	4,594.35	4,594.35	--	--
<b>Total Operational Resources</b>		<b>4,594.35</b>	<b>4,594.35</b>		
<b>Travel &amp; Living Allowances</b>					
House in Session	--	5,140.41	5,140.41	--	--
House Not in Session	--	2,605.37	2,605.37	--	--
Intra & Extra-Constituency Travel	7,913.00	458.20	458.20	7,454.80	5.8%
Helicopter Travel	--	0.00	0.00	--	--
<b>Total Travel &amp; Living Allowances</b>		<b>8,203.98</b>	<b>8,203.98</b>		
<b>Constituency Allowance</b>					
Constituency Allowance	2,609.00	0.00	0.00	2,609.00	0.0%
<b>Total Constituency Allowance</b>		<b>0.00</b>	<b>0.00</b>		
<b>Total Expenditures</b>					
		<b>17,156.96</b>	<b>17,156.96</b>		

---- End of Report ----



House of Assembly  
Newfoundland and Labrador  
Member Accountability and Disclosure Report  
**Expenditures Summarized by Category**  
01-Apr-20 to 31-Mar-21

Trimper, Perry, MHA

Allowance Category	Expenditure Limit for Fiscal Year (Net of HST)	Expenditures Processed 01-Apr-20 to 31-Mar-21 (Net of HST)	Expenditures Year to Date 01-Apr- to 31-Mar-21 (Net of HST)	Funds Available (Net of HST)	Percent Expended to Date
<b>Office Allowances</b>					
Office Accommodations	--	0.00	0.00	--	--
Rental of Short-term Accommodations	--	0.00	0.00	--	--
Office Start-up Costs	--	0.00	0.00	--	--
Office Operations	10,435.00	3,326.28	3,326.28	7,108.72	31.9%
<b>Total Office Allowances</b>		<b>3,326.28</b>	<b>3,326.28</b>		
<b>Operational Resources</b>					
Operational Resources	--	2,904.78	2,904.78	--	--
<b>Total Operational Resources</b>		<b>2,904.78</b>	<b>2,904.78</b>		
<b>Travel &amp; Living Allowances</b>					
House in Session	--	13,095.52	13,095.52	--	--
House Not in Session	--	5,512.28	5,512.28	--	--
Intra & Extra-Constituency Travel	6,957.00	0.00	0.00	6,957.00	0.0%
Helicopter Travel	--	0.00	0.00	--	--
<b>Total Travel &amp; Living Allowances</b>		<b>18,607.80</b>	<b>18,607.80</b>		
<b>Constituency Allowance</b>					
Constituency Allowance	2,609.00	199.00	199.00	2,410.00	7.6%
<b>Total Constituency Allowance</b>		<b>199.00</b>	<b>199.00</b>		
<b>Total Expenditures</b>					
		<b>25,037.86</b>	<b>25,037.86</b>		

---- End of Report ----



House of Assembly  
Newfoundland and Labrador  
Member Accountability and Disclosure Report  
**Expenditures Summarized by Category**  
01-Apr-20 to 31-Mar-21

Parsons, Pam, MHA

Allowance Category	Expenditure Limit for Fiscal Year (Net of HST)	Expenditures Processed 01-Apr-20 to 31-Mar-21 (Net of HST)	Expenditures Year to Date 01-Apr- to 31-Mar-21 (Net of HST)	Funds Available (Net of HST)	Percent Expended to Date
<b>Office Allowances</b>					
Office Accommodations	14,507.00	14,506.92	14,506.92	0.08	100.0%
Rental of Short-term Accommodations	--	0.00	0.00	--	--
Office Start-up Costs	--	0.00	0.00	--	--
Office Operations	10,435.00	6,374.98	6,374.98	4,060.02	61.1%
<b>Total Office Allowances</b>		<b>20,881.90</b>	<b>20,881.90</b>		
<b>Operational Resources</b>					
Operational Resources	--	10,607.28	10,607.28	--	--
<b>Total Operational Resources</b>		<b>10,607.28</b>	<b>10,607.28</b>		
<b>Travel &amp; Living Allowances</b>					
House in Session	--	3,311.92	3,311.92	--	--
House Not in Session	--	1,978.05	1,978.05	--	--
Intra & Extra-Constituency Travel	6,696.00	432.30	432.30	6,263.70	6.5%
Helicopter Travel	--	0.00	0.00	--	--
<b>Total Travel &amp; Living Allowances</b>		<b>5,722.27</b>	<b>5,722.27</b>		
<b>Constituency Allowance</b>					
Constituency Allowance	2,609.00	0.00	0.00	2,609.00	0.0%
<b>Total Constituency Allowance</b>		<b>0.00</b>	<b>0.00</b>		
<b>Total Expenditures</b>					
		<b>37,211.45</b>	<b>37,211.45</b>		

---- End of Report ----



House of Assembly  
Newfoundland and Labrador  
Member Accountability and Disclosure Report  
**Expenditures Summarized by Category**  
01-Apr-20 to 31-Mar-21

**PARSONS, KEVIN, MHA**

Allowance Category	Expenditure Limit for Fiscal Year (Net of HST)	Expenditures Processed 01-Apr-20 to 31-Mar-21 (Net of HST)	Expenditures Year to Date 01-Apr- to 31-Mar-21 (Net of HST)	Funds Available (Net of HST)	Percent Expended to Date
<b>Office Allowances</b>					
Office Accommodations	--	0.00	0.00	--	--
Rental of Short-term Accommodations	--	0.00	0.00	--	--
Office Start-up Costs	--	0.00	0.00	--	--
Office Operations	10,435.00	2,270.09	2,270.09	8,164.91	21.8%
<b>Total Office Allowances</b>		<b>2,270.09</b>	<b>2,270.09</b>		
<b>Operational Resources</b>					
Operational Resources	--	1,128.62	1,128.62	--	--
<b>Total Operational Resources</b>		<b>1,128.62</b>	<b>1,128.62</b>		
<b>Travel &amp; Living Allowances</b>					
House in Session	--	0.00	0.00	--	--
House Not in Session	--	0.00	0.00	--	--
Intra & Extra-Constituency Travel	6,261.00	1,896.80	1,896.80	4,364.20	30.3%
Helicopter Travel	--	0.00	0.00	--	--
<b>Total Travel &amp; Living Allowances</b>		<b>1,896.80</b>	<b>1,896.80</b>		
<b>Constituency Allowance</b>					
Constituency Allowance	2,609.00	0.00	0.00	2,609.00	0.0%
<b>Total Constituency Allowance</b>		<b>0.00</b>	<b>0.00</b>		
<b>Total Expenditures</b>					
		<b>5,295.51</b>	<b>5,295.51</b>		

---- End of Report ----



House of Assembly  
Newfoundland and Labrador  
Member Accountability and Disclosure Report  
**Expenditures Summarized by Category**  
01-Apr-20 to 31-Mar-21

**PARSONS, ANDREW, MHA**

Allowance Category	Expenditure Limit for Fiscal Year (Net of HST)	Expenditures Processed 01-Apr-20 to 31-Mar-21 (Net of HST)	Expenditures Year to Date 01-Apr- to 31-Mar-21 (Net of HST)	Funds Available (Net of HST)	Percent Expended to Date
<b>Office Allowances</b>					
Office Accommodations	13,200.00	13,200.00	13,200.00	0.00	100.0%
Rental of Short-term Accommodations	--	0.00	0.00	--	--
Office Start-up Costs	--	0.00	0.00	--	--
Office Operations	10,435.00	4,379.08	4,379.08	6,055.92	42.0%
<b>Total Office Allowances</b>		<b>17,579.08</b>	<b>17,579.08</b>		
<b>Operational Resources</b>					
Operational Resources	--	5,440.41	5,440.41	--	--
<b>Total Operational Resources</b>		<b>5,440.41</b>	<b>5,440.41</b>		
<b>Travel &amp; Living Allowances</b>					
House in Session	--	10,498.30	10,498.30	--	--
House Not in Session	--	201.50	201.50	--	--
Intra & Extra-Constituency Travel	9,826.00	1,409.22	1,409.22	8,416.78	14.3%
Helicopter Travel	18,261.00	0.00	0.00	18,261.00	0.0%
<b>Total Travel &amp; Living Allowances</b>		<b>12,109.02</b>	<b>12,109.02</b>		
<b>Constituency Allowance</b>					
Constituency Allowance	2,609.00	208.05	208.05	2,400.95	8.0%
<b>Total Constituency Allowance</b>		<b>208.05</b>	<b>208.05</b>		
<b>Total Expenditures</b>					
		<b>35,336.56</b>	<b>35,336.56</b>		

---- End of Report ----



House of Assembly  
Newfoundland and Labrador  
Member Accountability and Disclosure Report  
**Expenditures Summarized by Category**  
01-Apr-20 to 31-Mar-21

**PARROTT, LLOYD, MHA**

Allowance Category	Expenditure Limit for Fiscal Year (Net of HST)	Expenditures Processed 01-Apr-20 to 31-Mar-21 (Net of HST)	Expenditures Year to Date 01-Apr- to 31-Mar-21 (Net of HST)	Funds Available (Net of HST)	Percent Expended to Date
<b>Office Allowances</b>					
Office Accommodations	10,960.00	10,959.96	10,959.96	0.04	100.0%
Rental of Short-term Accommodations	--	0.00	0.00	--	--
Office Start-up Costs	305.00	0.00	0.00	305.00	0.0%
Office Operations	10,435.00	4,726.92	4,726.92	5,708.08	45.3%
<b>Total Office Allowances</b>		<b>15,686.88</b>	<b>15,686.88</b>		
<b>Operational Resources</b>					
Operational Resources	--	4,512.60	4,512.60	--	--
<b>Total Operational Resources</b>		<b>4,512.60</b>	<b>4,512.60</b>		
<b>Travel &amp; Living Allowances</b>					
House in Session	--	7,757.53	7,757.53	--	--
House Not in Session	--	3,906.93	3,906.93	--	--
Intra & Extra-Constituency Travel	11,043.00	4,082.42	4,082.42	6,960.58	37.0%
Helicopter Travel	--	0.00	0.00	--	--
<b>Total Travel &amp; Living Allowances</b>		<b>15,746.88</b>	<b>15,746.88</b>		
<b>Constituency Allowance</b>					
Constituency Allowance	2,609.00	1,273.00	1,273.00	1,336.00	48.8%
<b>Total Constituency Allowance</b>		<b>1,273.00</b>	<b>1,273.00</b>		
<b>Total Expenditures</b>					
		<b>37,219.36</b>	<b>37,219.36</b>		

---- End of Report ----



House of Assembly  
Newfoundland and Labrador  
Member Accountability and Disclosure Report  
**Expenditures Summarized by Category**  
01-Apr-20 to 31-Mar-21

**PARDY, CRAIG, MHA**

Allowance Category	Expenditure Limit for Fiscal Year (Net of HST)	Expenditures Processed 01-Apr-20 to 31-Mar-21 (Net of HST)	Expenditures Year to Date 01-Apr- to 31-Mar-21 (Net of HST)	Funds Available (Net of HST)	Percent Expended to Date
<b>Office Allowances</b>					
Office Accommodations	17,700.00	17,700.00	17,700.00	0.00	100.0%
Rental of Short-term Accommodations	--	0.00	0.00	--	--
Office Start-up Costs	215.00	53.30	53.30	161.70	24.8%
Office Operations	10,435.00	1,729.47	1,729.47	8,705.53	16.6%
<b>Total Office Allowances</b>		<b>19,482.77</b>	<b>19,482.77</b>		
<b>Operational Resources</b>					
Operational Resources	--	4,997.86	4,997.86	--	--
<b>Total Operational Resources</b>		<b>4,997.86</b>	<b>4,997.86</b>		
<b>Travel &amp; Living Allowances</b>					
House in Session	--	2,613.02	2,613.02	--	--
House Not in Session	--	3,040.22	3,040.22	--	--
Intra & Extra-Constituency Travel	9,739.00	7,216.96	7,216.96	2,522.04	74.1%
Helicopter Travel	--	0.00	0.00	--	--
<b>Total Travel &amp; Living Allowances</b>		<b>12,870.20</b>	<b>12,870.20</b>		
<b>Constituency Allowance</b>					
Constituency Allowance	2,609.00	502.94	502.94	2,106.06	19.3%
<b>Total Constituency Allowance</b>		<b>502.94</b>	<b>502.94</b>		
<b>Total Expenditures</b>					
		<b>37,853.77</b>	<b>37,853.77</b>		

---- End of Report ----



House of Assembly  
Newfoundland and Labrador  
Member Accountability and Disclosure Report  
**Expenditures Summarized by Category**  
01-Apr-20 to 31-Mar-21

OSBORNE, TOM, MHA

Allowance Category	Expenditure Limit for Fiscal Year (Net of HST)	Expenditures Processed 01-Apr-20 to 31-Mar-21 (Net of HST)	Expenditures Year to Date 01-Apr- to 31-Mar-21 (Net of HST)	Funds Available (Net of HST)	Percent Expended to Date
<b>Office Allowances</b>					
Office Accommodations	--	0.00	0.00	--	--
Rental of Short-term Accommodations	--	0.00	0.00	--	--
Office Start-up Costs	--	0.00	0.00	--	--
Office Operations	10,435.00	2,565.57	2,565.57	7,869.43	24.6%
<b>Total Office Allowances</b>		<b>2,565.57</b>	<b>2,565.57</b>		
<b>Operational Resources</b>					
Operational Resources	--	2,222.99	2,222.99	--	--
<b>Total Operational Resources</b>		<b>2,222.99</b>	<b>2,222.99</b>		
<b>Travel &amp; Living Allowances</b>					
House in Session	--	0.00	0.00	--	--
House Not in Session	--	0.00	0.00	--	--
Intra & Extra-Constituency Travel	5,217.00	0.00	0.00	5,217.00	0.0%
Helicopter Travel	--	0.00	0.00	--	--
<b>Total Travel &amp; Living Allowances</b>		<b>0.00</b>	<b>0.00</b>		
<b>Constituency Allowance</b>					
Constituency Allowance	2,609.00	0.00	0.00	2,609.00	0.0%
<b>Total Constituency Allowance</b>		<b>0.00</b>	<b>0.00</b>		
<b>Total Expenditures</b>		<b>4,788.56</b>	<b>4,788.56</b>		

---- End of Report ----





House of Assembly  
Newfoundland and Labrador  
Member Accountability and Disclosure Report  
**Expenditures Summarized by Category**  
01-Apr-20 to 31-Mar-21

**O'DRISCOLL, LOYOLA, MHA**

Allowance Category	Expenditure Limit for Fiscal Year (Net of HST)	Expenditures Processed 01-Apr-20 to 31-Mar-21 (Net of HST)	Expenditures Year to Date 01-Apr- to 31-Mar-21 (Net of HST)	Funds Available (Net of HST)	Percent Expended to Date
<b>Office Allowances</b>					
Office Accommodations	--	0.00	0.00	--	--
Rental of Short-term Accommodations	--	0.00	0.00	--	--
Office Start-up Costs	682.00	0.00	0.00	682.00	0.0%
Office Operations	10,435.00	4,570.90	4,570.90	5,864.10	43.8%
<b>Total Office Allowances</b>		<b>4,570.90</b>	<b>4,570.90</b>		
<b>Operational Resources</b>					
Operational Resources	--	3,471.15	3,471.15	--	--
<b>Total Operational Resources</b>		<b>3,471.15</b>	<b>3,471.15</b>		
<b>Travel &amp; Living Allowances</b>					
House in Session	--	0.00	0.00	--	--
House Not in Session	--	0.00	0.00	--	--
Intra & Extra-Constituency Travel	8,783.00	2,905.00	2,905.00	5,878.00	33.1%
Helicopter Travel	--	0.00	0.00	--	--
<b>Total Travel &amp; Living Allowances</b>		<b>2,905.00</b>	<b>2,905.00</b>		
<b>Constituency Allowance</b>					
Constituency Allowance	2,609.00	0.00	0.00	2,609.00	0.0%
<b>Total Constituency Allowance</b>		<b>0.00</b>	<b>0.00</b>		
<b>Total Expenditures</b>					
		<b>10,947.05</b>	<b>10,947.05</b>		

---- End of Report ----



House of Assembly  
Newfoundland and Labrador  
Member Accountability and Disclosure Report  
**Expenditures Summarized by Category**  
01-Apr-20 to 31-Mar-21

**MITCHELMORE, CHRISTOPHER, MHA**

Allowance Category	Expenditure Limit for Fiscal Year (Net of HST)	Expenditures Processed 01-Apr-20 to 31-Mar-21 (Net of HST)	Expenditures Year to Date 01-Apr- to 31-Mar-21 (Net of HST)	Funds Available (Net of HST)	Percent Expended to Date
<b>Office Allowances</b>					
Office Accommodations	--	0.00	0.00	--	--
Rental of Short-term Accommodations	--	0.00	0.00	--	--
Office Start-up Costs	--	0.00	0.00	--	--
Office Operations	10,435.00	215.99	215.99	10,219.01	2.1%
<b>Total Office Allowances</b>		<b>215.99</b>	<b>215.99</b>		
<b>Operational Resources</b>					
Operational Resources	--	2,761.29	2,761.29	--	--
<b>Total Operational Resources</b>		<b>2,761.29</b>	<b>2,761.29</b>		
<b>Travel &amp; Living Allowances</b>					
House in Session	--	12,498.13	12,498.13	--	--
House Not in Session	--	3,658.92	3,658.92	--	--
Intra & Extra-Constituency Travel	10,609.00	4,730.27	4,730.27	5,878.73	44.6%
Helicopter Travel	--	0.00	0.00	--	--
<b>Total Travel &amp; Living Allowances</b>		<b>20,887.32</b>	<b>20,887.32</b>		
<b>Constituency Allowance</b>					
Constituency Allowance	2,609.00	316.93	316.93	2,292.07	12.1%
<b>Total Constituency Allowance</b>		<b>316.93</b>	<b>316.93</b>		
<b>Total Expenditures</b>					
		<b>24,181.53</b>	<b>24,181.53</b>		

---- End of Report ----



House of Assembly  
Newfoundland and Labrador  
Member Accountability and Disclosure Report  
**Expenditures Summarized by Category**  
01-Apr-20 to 31-Mar-21

LOVELESS, ELVIS, MHA

Allowance Category	Expenditure Limit for Fiscal Year (Net of HST)	Expenditures Processed 01-Apr-20 to 31-Mar-21 (Net of HST)	Expenditures Year to Date 01-Apr- to 31-Mar-21 (Net of HST)	Funds Available (Net of HST)	Percent Expended to Date
<b>Office Allowances</b>					
Office Accommodations	11,700.00	11,700.00	11,700.00	0.00	100.0%
Rental of Short-term Accommodations	--	0.00	0.00	--	--
Office Start-up Costs	562.00	0.00	0.00	562.00	0.0%
Office Operations	10,435.00	2,086.71	2,086.71	8,348.29	20.0%
<b>Total Office Allowances</b>		<b>13,786.71</b>	<b>13,786.71</b>		
<b>Operational Resources</b>					
Operational Resources	--	2,681.89	2,681.89	--	--
<b>Total Operational Resources</b>		<b>2,681.89</b>	<b>2,681.89</b>		
<b>Travel &amp; Living Allowances</b>					
House in Session	--	3,917.11	3,917.11	--	--
House Not in Session	--	4,545.66	4,545.66	--	--
Intra & Extra-Constituency Travel	14,174.00	2,027.48	2,027.48	12,146.52	14.3%
Helicopter Travel	21,391.00	6,212.80	6,212.80	15,178.20	29.0%
<b>Total Travel &amp; Living Allowances</b>		<b>16,703.05</b>	<b>16,703.05</b>		
<b>Constituency Allowance</b>					
Constituency Allowance	2,609.00	65.00	65.00	2,544.00	2.5%
<b>Total Constituency Allowance</b>		<b>65.00</b>	<b>65.00</b>		
<b>Total Expenditures</b>					
		<b>33,236.65</b>	<b>33,236.65</b>		

---- End of Report ----



House of Assembly  
Newfoundland and Labrador  
Member Accountability and Disclosure Report  
**Expenditures Summarized by Category**  
01-Apr-20 to 31-Mar-21

LESTER, JIM, MHA

Allowance Category	Expenditure Limit for Fiscal Year (Net of HST)	Expenditures Processed 01-Apr-20 to 31-Mar-21 (Net of HST)	Expenditures Year to Date 01-Apr- to 31-Mar-21 (Net of HST)	Funds Available (Net of HST)	Percent Expended to Date
<b>Office Allowances</b>					
Office Accommodations	--	0.00	0.00	--	--
Rental of Short-term Accommodations	--	0.00	0.00	--	--
Office Start-up Costs	--	0.00	0.00	--	--
Office Operations	10,435.00	2,987.69	2,987.69	7,447.31	28.6%
<b>Total Office Allowances</b>		<b>2,987.69</b>	<b>2,987.69</b>		
<b>Operational Resources</b>					
Operational Resources	--	1,213.71	1,213.71	--	--
<b>Total Operational Resources</b>		<b>1,213.71</b>	<b>1,213.71</b>		
<b>Travel &amp; Living Allowances</b>					
House in Session	--	0.00	0.00	--	--
House Not in Session	--	0.00	0.00	--	--
Intra & Extra-Constituency Travel	5,217.00	1,896.80	1,896.80	3,320.20	36.4%
Helicopter Travel	--	0.00	0.00	--	--
<b>Total Travel &amp; Living Allowances</b>		<b>1,896.80</b>	<b>1,896.80</b>		
<b>Constituency Allowance</b>					
Constituency Allowance	2,609.00	70.00	70.00	2,539.00	2.7%
<b>Total Constituency Allowance</b>		<b>70.00</b>	<b>70.00</b>		
<b>Total Expenditures</b>					
		<b>6,168.20</b>	<b>6,168.20</b>		

---- End of Report ----



House of Assembly  
Newfoundland and Labrador  
Member Accountability and Disclosure Report  
**Expenditures Summarized by Category**  
01-Apr-20 to 31-Mar-21

LANE, PAUL, MHA

Allowance Category	Expenditure Limit for Fiscal Year (Net of HST)	Expenditures Processed 01-Apr-20 to 31-Mar-21 (Net of HST)	Expenditures Year to Date 01-Apr- to 31-Mar-21 (Net of HST)	Funds Available (Net of HST)	Percent Expended to Date
<b>Office Allowances</b>					
Office Accommodations	--	0.00	0.00	--	--
Rental of Short-term Accommodations	--	0.00	0.00	--	--
Office Start-up Costs	--	0.00	0.00	--	--
Office Operations	10,435.00	7,819.34	7,819.34	2,615.66	74.9%
<b>Total Office Allowances</b>		<b>7,819.34</b>	<b>7,819.34</b>		
<b>Operational Resources</b>					
Operational Resources	--	4,241.80	4,241.80	--	--
<b>Total Operational Resources</b>		<b>4,241.80</b>	<b>4,241.80</b>		
<b>Travel &amp; Living Allowances</b>					
House in Session	--	0.00	0.00	--	--
House Not in Session	--	0.00	0.00	--	--
Intra & Extra-Constituency Travel	5,217.00	2,540.38	2,540.38	2,676.62	48.7%
Helicopter Travel	--	0.00	0.00	--	--
<b>Total Travel &amp; Living Allowances</b>		<b>2,540.38</b>	<b>2,540.38</b>		
<b>Constituency Allowance</b>					
Constituency Allowance	2,609.00	123.31	123.31	2,485.69	4.7%
<b>Total Constituency Allowance</b>		<b>123.31</b>	<b>123.31</b>		
<b>Total Expenditures</b>					
		<b>14,724.83</b>	<b>14,724.83</b>		

---- End of Report ----



House of Assembly  
Newfoundland and Labrador  
Member Accountability and Disclosure Report  
**Expenditures Summarized by Category**  
01-Apr-20 to 31-Mar-21

Haley, Carol Anne, MHA

Allowance Category	Expenditure Limit for Fiscal Year (Net of HST)	Expenditures Processed 01-Apr-20 to 31-Mar-21 (Net of HST)	Expenditures Year to Date 01-Apr- to 31-Mar-21 (Net of HST)	Funds Available (Net of HST)	Percent Expended to Date
<b>Office Allowances</b>					
Office Accommodations	15,545.00	15,544.32	15,544.32	0.68	100.0%
Rental of Short-term Accommodations	--	0.00	0.00	--	--
Office Start-up Costs	--	0.00	0.00	--	--
Office Operations	10,435.00	1,729.56	1,729.56	8,705.44	16.6%
<b>Total Office Allowances</b>		<b>17,273.88</b>	<b>17,273.88</b>		
<b>Operational Resources</b>					
Operational Resources	--	6,530.06	6,530.06	--	--
<b>Total Operational Resources</b>		<b>6,530.06</b>	<b>6,530.06</b>		
<b>Travel &amp; Living Allowances</b>					
House in Session	--	11,356.22	11,356.22	--	--
House Not in Session	--	4,527.47	4,527.47	--	--
Intra & Extra-Constituency Travel	11,043.00	2,997.45	2,997.45	8,045.55	27.1%
Helicopter Travel	--	0.00	0.00	--	--
<b>Total Travel &amp; Living Allowances</b>		<b>18,881.14</b>	<b>18,881.14</b>		
<b>Constituency Allowance</b>					
Constituency Allowance	2,609.00	43.86	43.86	2,565.14	1.7%
<b>Total Constituency Allowance</b>		<b>43.86</b>	<b>43.86</b>		
<b>Total Expenditures</b>					
		<b>42,728.94</b>	<b>42,728.94</b>		

---- End of Report ----



House of Assembly  
Newfoundland and Labrador  
Member Accountability and Disclosure Report  
**Expenditures Summarized by Category**  
01-Apr-20 to 31-Mar-21

JOYCE, EDDIE, MHA

Allowance Category	Expenditure Limit for Fiscal Year (Net of HST)	Expenditures Processed 01-Apr-20 to 31-Mar-21 (Net of HST)	Expenditures Year to Date 01-Apr- to 31-Mar-21 (Net of HST)	Funds Available (Net of HST)	Percent Expended to Date
<b>Office Allowances</b>					
Office Accommodations	--	0.00	0.00	--	--
Rental of Short-term Accommodations	--	0.00	0.00	--	--
Office Start-up Costs	--	0.00	0.00	--	--
Office Operations	10,435.00	5,699.35	5,699.35	4,735.65	54.6%
<b>Total Office Allowances</b>		<b>5,699.35</b>	<b>5,699.35</b>		
<b>Operational Resources</b>					
Operational Resources	--	4,021.44	4,021.44	--	--
<b>Total Operational Resources</b>		<b>4,021.44</b>	<b>4,021.44</b>		
<b>Travel &amp; Living Allowances</b>					
House in Session	--	11,934.63	11,934.63	--	--
House Not in Session	--	1,818.59	1,818.59	--	--
Intra & Extra-Constituency Travel	10,870.00	4,661.61	4,661.61	6,208.39	42.9%
Helicopter Travel	--	0.00	0.00	--	--
<b>Total Travel &amp; Living Allowances</b>		<b>18,414.83</b>	<b>18,414.83</b>		
<b>Constituency Allowance</b>					
Constituency Allowance	2,609.00	502.29	502.29	2,106.71	19.3%
<b>Total Constituency Allowance</b>		<b>502.29</b>	<b>502.29</b>		
<b>Total Expenditures</b>					
		<b>28,637.91</b>	<b>28,637.91</b>		

---- End of Report ----



House of Assembly  
Newfoundland and Labrador  
Member Accountability and Disclosure Report  
**Expenditures Summarized by Category**  
01-Apr-20 to 31-Mar-21

Haggie, John, MHA

Allowance Category	Expenditure Limit for Fiscal Year (Net of HST)	Expenditures Processed 01-Apr-20 to 31-Mar-21 (Net of HST)	Expenditures Year to Date 01-Apr- to 31-Mar-21 (Net of HST)	Funds Available (Net of HST)	Percent Expended to Date
<b>Office Allowances</b>					
Office Accommodations	--	0.00	0.00	--	--
Rental of Short-term Accommodations	--	0.00	0.00	--	--
Office Start-up Costs	--	0.00	0.00	--	--
Office Operations	10,435.00	5,897.87	5,897.87	4,537.13	56.5%
<b>Total Office Allowances</b>		<b>5,897.87</b>	<b>5,897.87</b>		
<b>Operational Resources</b>					
Operational Resources	--	2,393.12	2,393.12	--	--
<b>Total Operational Resources</b>		<b>2,393.12</b>	<b>2,393.12</b>		
<b>Travel &amp; Living Allowances</b>					
House in Session	--	8,141.47	8,141.47	--	--
House Not in Session	--	0.00	0.00	--	--
Intra & Extra-Constituency Travel	6,696.00	80.80	80.80	6,615.20	1.2%
Helicopter Travel	--	0.00	0.00	--	--
<b>Total Travel &amp; Living Allowances</b>		<b>8,222.27</b>	<b>8,222.27</b>		
<b>Constituency Allowance</b>					
Constituency Allowance	2,609.00	114.49	114.49	2,494.51	4.4%
<b>Total Constituency Allowance</b>		<b>114.49</b>	<b>114.49</b>		
<b>Total Expenditures</b>					
		<b>16,627.75</b>	<b>16,627.75</b>		

---- End of Report ----





House of Assembly  
Newfoundland and Labrador  
Member Accountability and Disclosure Report  
**Expenditures Summarized by Category**  
01-Apr-20 to 31-Mar-21

Gambin - Walsh, Sherry, MHA

Allowance Category	Expenditure Limit for Fiscal Year (Net of HST)	Expenditures Processed 01-Apr-20 to 31-Mar-21 (Net of HST)	Expenditures Year to Date 01-Apr- to 31-Mar-21 (Net of HST)	Funds Available (Net of HST)	Percent Expended to Date
<b>Office Allowances</b>					
Office Accommodations	19,000.00	18,999.96	18,999.96	0.04	100.0%
Rental of Short-term Accommodations	--	0.00	0.00	--	--
Office Start-up Costs	--	0.00	0.00	--	--
Office Operations	10,435.00	9,554.99	9,554.99	880.01	91.6%
<b>Total Office Allowances</b>		<b>28,554.95</b>	<b>28,554.95</b>		
<b>Operational Resources</b>					
Operational Resources	--	8,705.22	8,705.22	--	--
<b>Total Operational Resources</b>		<b>8,705.22</b>	<b>8,705.22</b>		
<b>Travel &amp; Living Allowances</b>					
House in Session	--	3,980.01	3,980.01	--	--
House Not in Session	--	890.53	890.53	--	--
Intra & Extra-Constituency Travel	10,000.00	4,989.97	4,989.97	5,010.03	49.9%
Helicopter Travel	--	0.00	0.00	--	--
<b>Total Travel &amp; Living Allowances</b>		<b>9,860.51</b>	<b>9,860.51</b>		
<b>Constituency Allowance</b>					
Constituency Allowance	2,609.00	1,409.04	1,409.04	1,199.96	54.0%
<b>Total Constituency Allowance</b>		<b>1,409.04</b>	<b>1,409.04</b>		
<b>Total Expenditures</b>					
		<b>48,529.72</b>	<b>48,529.72</b>		

---- End of Report ----



House of Assembly  
Newfoundland and Labrador  
Member Accountability and Disclosure Report  
**Expenditures Summarized by Category**  
01-Apr-20 to 31-Mar-21

FORSEY, PLEAMAN, MHA

Allowance Category	Expenditure Limit for Fiscal Year (Net of HST)	Expenditures Processed 01-Apr-20 to 31-Mar-21 (Net of HST)	Expenditures Year to Date 01-Apr- to 31-Mar-21 (Net of HST)	Funds Available (Net of HST)	Percent Expended to Date
<b>Office Allowances</b>					
Office Accommodations	19,200.00	19,200.00	19,200.00	0.00	100.0%
Rental of Short-term Accommodations	--	0.00	0.00	--	--
Office Start-up Costs	814.00	0.00	0.00	814.00	0.0%
Office Operations	10,435.00	3,113.70	3,113.70	7,321.30	29.8%
<b>Total Office Allowances</b>		<b>22,313.70</b>	<b>22,313.70</b>		
<b>Operational Resources</b>					
Operational Resources	--	7,042.47	7,042.47	--	--
<b>Total Operational Resources</b>		<b>7,042.47</b>	<b>7,042.47</b>		
<b>Travel &amp; Living Allowances</b>					
House in Session	--	4,203.31	4,203.31	--	--
House Not in Session	--	2,103.48	2,103.48	--	--
Intra & Extra-Constituency Travel	9,391.00	1,093.88	1,093.88	8,297.12	11.6%
Helicopter Travel	--	0.00	0.00	--	--
<b>Total Travel &amp; Living Allowances</b>		<b>7,400.67</b>	<b>7,400.67</b>		
<b>Constituency Allowance</b>					
Constituency Allowance	2,609.00	331.14	331.14	2,277.86	12.7%
<b>Total Constituency Allowance</b>		<b>331.14</b>	<b>331.14</b>		
<b>Total Expenditures</b>					
		<b>37,087.98</b>	<b>37,087.98</b>		

---- End of Report ----



House of Assembly  
Newfoundland and Labrador  
Member Accountability and Disclosure Report  
**Expenditures Summarized by Category**  
01-Apr-20 to 31-Mar-21

EVANS, LELA, MHA

Allowance Category	Expenditure Limit for Fiscal Year (Net of HST)	Expenditures Processed 01-Apr-20 to 31-Mar-21 (Net of HST)	Expenditures Year to Date 01-Apr- to 31-Mar-21 (Net of HST)	Funds Available (Net of HST)	Percent Expended to Date
<b>Office Allowances</b>					
Office Accommodations	--	0.00	0.00	--	--
Rental of Short-term Accommodations	--	0.00	0.00	--	--
Office Start-up Costs	870.00	0.00	0.00	870.00	0.0%
Office Operations	10,435.00	1,650.38	1,650.38	8,784.62	15.8%
<b>Total Office Allowances</b>		<b>1,650.38</b>	<b>1,650.38</b>		
<b>Operational Resources</b>					
Operational Resources	--	1,100.42	1,100.42	--	--
<b>Total Operational Resources</b>		<b>1,100.42</b>	<b>1,100.42</b>		
<b>Travel &amp; Living Allowances</b>					
House in Session	--	2,260.37	2,260.37	--	--
House Not in Session	--	14,623.21	14,623.21	--	--
Intra & Extra-Constituency Travel	18,000.00	2,469.15	2,469.15	15,530.85	13.7%
Helicopter Travel	9,130.00	0.00	0.00	9,130.00	0.0%
<b>Total Travel &amp; Living Allowances</b>		<b>19,352.73</b>	<b>19,352.73</b>		
<b>Constituency Allowance</b>					
Constituency Allowance	2,609.00	0.00	0.00	2,609.00	0.0%
<b>Total Constituency Allowance</b>		<b>0.00</b>	<b>0.00</b>		
<b>Total Expenditures</b>					
		<b>22,103.53</b>	<b>22,103.53</b>		

---- End of Report ----



House of Assembly  
Newfoundland and Labrador  
Member Accountability and Disclosure Report  
**Expenditures Summarized by Category**  
01-Apr-20 to 31-Mar-21

DWYER, JEFF, MHA

Allowance Category	Expenditure Limit for Fiscal Year (Net of HST)	Expenditures Processed 01-Apr-20 to 31-Mar-21 (Net of HST)	Expenditures Year to Date 01-Apr- to 31-Mar-21 (Net of HST)	Funds Available (Net of HST)	Percent Expended to Date
<b>Office Allowances</b>					
Office Accommodations	16,000.00	15,999.96	15,999.96	0.04	100.0%
Rental of Short-term Accommodations	--	0.00	0.00	--	--
Office Start-up Costs	103.00	0.00	0.00	103.00	0.0%
Office Operations	10,435.00	2,659.62	2,659.62	7,775.38	25.5%
<b>Total Office Allowances</b>		<b>18,659.58</b>	<b>18,659.58</b>		
<b>Operational Resources</b>					
Operational Resources	--	2,570.26	2,570.26	--	--
<b>Total Operational Resources</b>		<b>2,570.26</b>	<b>2,570.26</b>		
<b>Travel &amp; Living Allowances</b>					
House in Session	--	519.26	519.26	--	--
House Not in Session	--	5,875.80	5,875.80	--	--
Intra & Extra-Constituency Travel	12,000.00	3,216.05	3,216.05	8,783.95	26.8%
Helicopter Travel	--	0.00	0.00	--	--
<b>Total Travel &amp; Living Allowances</b>		<b>9,611.11</b>	<b>9,611.11</b>		
<b>Constituency Allowance</b>					
Constituency Allowance	2,609.00	620.51	620.51	1,988.49	23.8%
<b>Total Constituency Allowance</b>		<b>620.51</b>	<b>620.51</b>		
<b>Total Expenditures</b>					
		<b>31,461.46</b>	<b>31,461.46</b>		

---- End of Report ----



House of Assembly  
Newfoundland and Labrador  
Member Accountability and Disclosure Report  
**Expenditures Summarized by Category**  
01-Apr-20 to 31-Mar-21

DINN, JIM, MHA

Allowance Category	Expenditure Limit for Fiscal Year (Net of HST)	Expenditures Processed 01-Apr-20 to 31-Mar-21 (Net of HST)	Expenditures Year to Date 01-Apr- to 31-Mar-21 (Net of HST)	Funds Available (Net of HST)	Percent Expended to Date
<b>Office Allowances</b>					
Office Accommodations	--	0.00	0.00	--	--
Rental of Short-term Accommodations	--	0.00	0.00	--	--
Office Start-up Costs	870.00	0.00	0.00	870.00	0.0%
Office Operations	10,435.00	4,356.42	4,356.42	6,078.58	41.7%
<b>Total Office Allowances</b>		<b>4,356.42</b>	<b>4,356.42</b>		
<b>Operational Resources</b>					
Operational Resources	--	1,072.65	1,072.65	--	--
<b>Total Operational Resources</b>		<b>1,072.65</b>	<b>1,072.65</b>		
<b>Travel &amp; Living Allowances</b>					
House in Session	--	0.00	0.00	--	--
House Not in Session	--	0.00	0.00	--	--
Intra & Extra-Constituency Travel	5,217.00	0.00	0.00	5,217.00	0.0%
Helicopter Travel	--	0.00	0.00	--	--
<b>Total Travel &amp; Living Allowances</b>		<b>0.00</b>	<b>0.00</b>		
<b>Constituency Allowance</b>					
Constituency Allowance	2,609.00	0.00	0.00	2,609.00	0.0%
<b>Total Constituency Allowance</b>		<b>0.00</b>	<b>0.00</b>		
<b>Total Expenditures</b>		<b>5,429.07</b>	<b>5,429.07</b>		

---- End of Report ----



House of Assembly  
Newfoundland and Labrador  
Member Accountability and Disclosure Report  
**Expenditures Summarized by Category**  
01-Apr-20 to 31-Mar-21

DINN, PAUL, MHA

Allowance Category	Expenditure Limit for Fiscal Year (Net of HST)	Expenditures Processed 01-Apr-20 to 31-Mar-21 (Net of HST)	Expenditures Year to Date 01-Apr- to 31-Mar-21 (Net of HST)	Funds Available (Net of HST)	Percent Expended to Date
<b>Office Allowances</b>					
Office Accommodations	16,000.00	15,999.96	15,999.96	0.04	100.0%
Rental of Short-term Accommodations	--	0.00	0.00	--	--
Office Start-up Costs	--	0.00	0.00	--	--
Office Operations	10,435.00	8,790.82	8,790.82	1,644.18	84.2%
<b>Total Office Allowances</b>		<b>24,790.78</b>	<b>24,790.78</b>		
<b>Operational Resources</b>					
Operational Resources	--	5,922.09	5,922.09	--	--
<b>Total Operational Resources</b>		<b>5,922.09</b>	<b>5,922.09</b>		
<b>Travel &amp; Living Allowances</b>					
House in Session	--	0.00	0.00	--	--
House Not in Session	--	0.00	0.00	--	--
Intra & Extra-Constituency Travel	5,217.00	1,896.80	1,896.80	3,320.20	36.4%
Helicopter Travel	--	0.00	0.00	--	--
<b>Total Travel &amp; Living Allowances</b>		<b>1,896.80</b>	<b>1,896.80</b>		
<b>Constituency Allowance</b>					
Constituency Allowance	2,609.00	151.32	151.32	2,457.68	5.8%
<b>Total Constituency Allowance</b>		<b>151.32</b>	<b>151.32</b>		
<b>Total Expenditures</b>					
		<b>32,760.99</b>	<b>32,760.99</b>		

---- End of Report ----



House of Assembly  
Newfoundland and Labrador  
Member Accountability and Disclosure Report  
**Expenditures Summarized by Category**  
01-Apr-20 to 31-Mar-21

**DEMPSTER, LISA, MHA**

Allowance Category	Expenditure Limit for Fiscal Year (Net of HST)	Expenditures Processed 01-Apr-20 to 31-Mar-21 (Net of HST)	Expenditures Year to Date 01-Apr- to 31-Mar-21 (Net of HST)	Funds Available (Net of HST)	Percent Expended to Date
<b>Office Allowances</b>					
Office Accommodations	15,192.00	15,192.00	15,192.00	0.00	100.0%
Rental of Short-term Accommodations	--	0.00	0.00	--	--
Office Start-up Costs	--	0.00	0.00	--	--
Office Operations	10,435.00	3,290.40	3,290.40	7,144.60	31.5%
<b>Total Office Allowances</b>		<b>18,482.40</b>	<b>18,482.40</b>		
<b>Operational Resources</b>					
Operational Resources	--	6,287.43	6,287.43	--	--
<b>Total Operational Resources</b>		<b>6,287.43</b>	<b>6,287.43</b>		
<b>Travel &amp; Living Allowances</b>					
House in Session	--	10,252.63	10,252.63	--	--
House Not in Session	--	373.55	373.55	--	--
Intra & Extra-Constituency Travel	22,261.00	3,660.48	3,660.48	18,600.52	16.4%
Helicopter Travel	18,261.00	0.00	0.00	18,261.00	0.0%
<b>Total Travel &amp; Living Allowances</b>		<b>14,286.66</b>	<b>14,286.66</b>		
<b>Constituency Allowance</b>					
Constituency Allowance	2,609.00	737.84	737.84	1,871.16	28.3%
<b>Total Constituency Allowance</b>		<b>737.84</b>	<b>737.84</b>		
<b>Total Expenditures</b>					
		<b>39,794.33</b>	<b>39,794.33</b>		

---- End of Report ----



House of Assembly  
Newfoundland and Labrador  
Member Accountability and Disclosure Report  
**Expenditures Summarized by Category**  
01-Apr-20 to 31-Mar-21

Davis, Bernard, MHA

Allowance Category	Expenditure Limit for Fiscal Year (Net of HST)	Expenditures Processed 01-Apr-20 to 31-Mar-21 (Net of HST)	Expenditures Year to Date 01-Apr- to 31-Mar-21 (Net of HST)	Funds Available (Net of HST)	Percent Expended to Date
<b>Office Allowances</b>					
Office Accommodations	--	0.00	0.00	--	--
Rental of Short-term Accommodations	--	0.00	0.00	--	--
Office Start-up Costs	--	0.00	0.00	--	--
Office Operations	10,435.00	5,747.90	5,747.90	4,687.10	55.1%
<b>Total Office Allowances</b>		<b>5,747.90</b>	<b>5,747.90</b>		
<b>Operational Resources</b>					
Operational Resources	--	3,313.90	3,313.90	--	--
<b>Total Operational Resources</b>		<b>3,313.90</b>	<b>3,313.90</b>		
<b>Travel &amp; Living Allowances</b>					
House in Session	--	0.00	0.00	--	--
House Not in Session	--	0.00	0.00	--	--
Intra & Extra-Constituency Travel	5,217.00	0.00	0.00	5,217.00	0.0%
Helicopter Travel	--	0.00	0.00	--	--
<b>Total Travel &amp; Living Allowances</b>		<b>0.00</b>	<b>0.00</b>		
<b>Constituency Allowance</b>					
Constituency Allowance	2,609.00	579.35	579.35	2,029.65	22.2%
<b>Total Constituency Allowance</b>		<b>579.35</b>	<b>579.35</b>		
<b>Total Expenditures</b>					
		<b>9,641.15</b>	<b>9,641.15</b>		

---- End of Report ----





House of Assembly  
Newfoundland and Labrador  
Member Accountability and Disclosure Report  
**Expenditures Summarized by Category**  
01-Apr-20 to 31-Mar-21

CROSBIE, CHES, MHA

Allowance Category	Expenditure Limit for Fiscal Year (Net of HST)	Expenditures Processed 01-Apr-20 to 31-Mar-21 (Net of HST)	Expenditures Year to Date 01-Apr- to 31-Mar-21 (Net of HST)	Funds Available (Net of HST)	Percent Expended to Date
<b>Office Allowances</b>					
Office Accommodations	--	0.00	0.00	--	--
Rental of Short-term Accommodations	--	0.00	0.00	--	--
Office Start-up Costs	--	0.00	0.00	--	--
Office Operations	10,435.00	4,765.65	4,765.65	5,669.35	45.7%
<b>Total Office Allowances</b>		<b>4,765.65</b>	<b>4,765.65</b>		
<b>Operational Resources</b>					
Operational Resources	--	1,916.77	1,916.77	--	--
<b>Total Operational Resources</b>		<b>1,916.77</b>	<b>1,916.77</b>		
<b>Travel &amp; Living Allowances</b>					
House in Session	--	0.00	0.00	--	--
House Not in Session	--	0.00	0.00	--	--
Intra & Extra-Constituency Travel	5,217.00	0.00	0.00	5,217.00	0.0%
Helicopter Travel	--	0.00	0.00	--	--
<b>Total Travel &amp; Living Allowances</b>		<b>0.00</b>	<b>0.00</b>		
<b>Constituency Allowance</b>					
Constituency Allowance	2,609.00	0.00	0.00	2,609.00	0.0%
<b>Total Constituency Allowance</b>		<b>0.00</b>	<b>0.00</b>		
<b>Total Expenditures</b>					
		<b>6,682.42</b>	<b>6,682.42</b>		

---- End of Report ----



House of Assembly  
Newfoundland and Labrador  
Member Accountability and Disclosure Report  
**Expenditures Summarized by Category**  
01-Apr-20 to 31-Mar-21

**CROCKER, STEVE, MHA**

Allowance Category	Expenditure Limit for Fiscal Year (Net of HST)	Expenditures Processed 01-Apr-20 to 31-Mar-21 (Net of HST)	Expenditures Year to Date 01-Apr- to 31-Mar-21 (Net of HST)	Funds Available (Net of HST)	Percent Expended to Date
<b>Office Allowances</b>					
Office Accommodations	13,101.00	13,100.04	13,100.04	0.96	100.0%
Rental of Short-term Accommodations	--	0.00	0.00	--	--
Office Start-up Costs	--	0.00	0.00	--	--
Office Operations	10,435.00	10,167.45	10,167.45	267.55	97.4%
<b>Total Office Allowances</b>		<b>23,267.49</b>	<b>23,267.49</b>		
<b>Operational Resources</b>					
Operational Resources	--	6,724.15	6,724.15	--	--
<b>Total Operational Resources</b>		<b>6,724.15</b>	<b>6,724.15</b>		
<b>Travel &amp; Living Allowances</b>					
House in Session	--	4,041.00	4,041.00	--	--
House Not in Session	--	133.27	133.27	--	--
Intra & Extra-Constituency Travel	7,478.00	994.68	994.68	6,483.32	13.3%
Helicopter Travel	--	0.00	0.00	--	--
<b>Total Travel &amp; Living Allowances</b>		<b>5,168.95</b>	<b>5,168.95</b>		
<b>Constituency Allowance</b>					
Constituency Allowance	2,609.00	540.00	540.00	2,069.00	20.7%
<b>Total Constituency Allowance</b>		<b>540.00</b>	<b>540.00</b>		
<b>Total Expenditures</b>					
		<b>35,700.59</b>	<b>35,700.59</b>		

---- End of Report ----



House of Assembly  
Newfoundland and Labrador  
Member Accountability and Disclosure Report  
**Expenditures Summarized by Category**  
01-Apr-20 to 31-Mar-21

CONWAY OTTENHEIMER, HELEN, MHA

Allowance Category	Expenditure Limit for Fiscal Year (Net of HST)	Expenditures Processed 01-Apr-20 to 31-Mar-21 (Net of HST)	Expenditures Year to Date 01-Apr- to 31-Mar-21 (Net of HST)	Funds Available (Net of HST)	Percent Expended to Date
<b>Office Allowances</b>					
Office Accommodations	19,800.00	19,800.00	19,800.00	0.00	100.0%
Rental of Short-term Accommodations	--	0.00	0.00	--	--
Office Start-up Costs	500.00	0.00	0.00	500.00	0.0%
Office Operations	10,435.00	9,763.31	9,763.31	671.69	93.6%
<b>Total Office Allowances</b>		<b>29,563.31</b>	<b>29,563.31</b>		
<b>Operational Resources</b>					
Operational Resources	--	7,562.05	7,562.05	--	--
<b>Total Operational Resources</b>		<b>7,562.05</b>	<b>7,562.05</b>		
<b>Travel &amp; Living Allowances</b>					
House in Session	--	4,235.79	4,235.79	--	--
House Not in Session	--	1,768.78	1,768.78	--	--
Intra & Extra-Constituency Travel	6,609.00	1,409.50	1,409.50	5,199.50	21.3%
Helicopter Travel	--	0.00	0.00	--	--
<b>Total Travel &amp; Living Allowances</b>		<b>7,414.07</b>	<b>7,414.07</b>		
<b>Constituency Allowance</b>					
Constituency Allowance	2,609.00	255.34	255.34	2,353.66	9.8%
<b>Total Constituency Allowance</b>		<b>255.34</b>	<b>255.34</b>		
<b>Total Expenditures</b>					
		<b>44,794.77</b>	<b>44,794.77</b>		

---- End of Report ----



House of Assembly  
Newfoundland and Labrador  
Member Accountability and Disclosure Report  
**Expenditures Summarized by Category**  
01-Apr-20 to 31-Mar-21

COFFIN, ALISON, MHA

Allowance Category	Expenditure Limit for Fiscal Year (Net of HST)	Expenditures Processed 01-Apr-20 to 31-Mar-21 (Net of HST)	Expenditures Year to Date 01-Apr- to 31-Mar-21 (Net of HST)	Funds Available (Net of HST)	Percent Expended to Date
<b>Office Allowances</b>					
Office Accommodations	--	0.00	0.00	--	--
Rental of Short-term Accommodations	--	0.00	0.00	--	--
Office Start-up Costs	870.00	0.00	0.00	870.00	0.0%
Office Operations	10,435.00	4,789.42	4,789.42	5,645.58	45.9%
<b>Total Office Allowances</b>		<b>4,789.42</b>	<b>4,789.42</b>		
<b>Operational Resources</b>					
Operational Resources	--	2,450.74	2,450.74	--	--
<b>Total Operational Resources</b>		<b>2,450.74</b>	<b>2,450.74</b>		
<b>Travel &amp; Living Allowances</b>					
House in Session	--	0.00	0.00	--	--
House Not in Session	--	0.00	0.00	--	--
Intra & Extra-Constituency Travel	5,217.00	0.00	0.00	5,217.00	0.0%
Helicopter Travel	--	0.00	0.00	--	--
<b>Total Travel &amp; Living Allowances</b>		<b>0.00</b>	<b>0.00</b>		
<b>Constituency Allowance</b>					
Constituency Allowance	2,609.00	0.00	0.00	2,609.00	0.0%
<b>Total Constituency Allowance</b>		<b>0.00</b>	<b>0.00</b>		
<b>Total Expenditures</b>		<b>7,240.16</b>	<b>7,240.16</b>		

---- End of Report ----



House of Assembly  
Newfoundland and Labrador  
Member Accountability and Disclosure Report  
**Expenditures Summarized by Category**  
01-Apr-20 to 31-Mar-21

Coady, Siobhan, MHA

Allowance Category	Expenditure Limit for Fiscal Year (Net of HST)	Expenditures Processed 01-Apr-20 to 31-Mar-21 (Net of HST)	Expenditures Year to Date 01-Apr- to 31-Mar-21 (Net of HST)	Funds Available (Net of HST)	Percent Expended to Date
<b>Office Allowances</b>					
Office Accommodations	--	0.00	0.00	--	--
Rental of Short-term Accommodations	--	0.00	0.00	--	--
Office Start-up Costs	--	0.00	0.00	--	--
Office Operations	10,435.00	6,752.99	6,752.99	3,682.01	64.7%
<b>Total Office Allowances</b>		<b>6,752.99</b>	<b>6,752.99</b>		
<b>Operational Resources</b>					
Operational Resources	--	575.00	575.00	--	--
<b>Total Operational Resources</b>		<b>575.00</b>	<b>575.00</b>		
<b>Travel &amp; Living Allowances</b>					
House in Session	--	0.00	0.00	--	--
House Not in Session	--	0.00	0.00	--	--
Intra & Extra-Constituency Travel	5,217.00	0.00	0.00	5,217.00	0.0%
Helicopter Travel	--	0.00	0.00	--	--
<b>Total Travel &amp; Living Allowances</b>		<b>0.00</b>	<b>0.00</b>		
<b>Constituency Allowance</b>					
Constituency Allowance	2,609.00	0.00	0.00	2,609.00	0.0%
<b>Total Constituency Allowance</b>		<b>0.00</b>	<b>0.00</b>		
<b>Total Expenditures</b>					
		<b>7,327.99</b>	<b>7,327.99</b>		

---- End of Report ----

**House of Assembly Management Commission  
Briefing Note**

**Title:** Caucus Operational Funding Grants

**Issue:** Submission of annual reports for the 2020-21 fiscal year under the Caucus Operational Funding Grant Policy.

**Background:**

- Section 7.0 of the Caucus Operational Funding Grants Policy requires each caucus, the Office of the Speaker and any independent Members to submit to the Management Commission a report detailing expenditures on the use of the allocation within 90 days after the end of each fiscal year.
- In accordance with Section 7.0 of the Policy, reports detailing expenditures for the period of **April 1, 2020 to January 15, 2021** (dissolution of the 49<sup>th</sup> General Assembly) have been received from the Government Members' Caucus, Official Opposition Caucus, Third Party Caucus, Office of the Speaker, the Member for Mount Pearl-Southlands, and the Member for Humber-Bay of Islands (see Attachment 1). The independent Member for Lake Melville did not avail of the caucus operational funding grant.
- The reports presented to the Commission for this fiscal year end on January 15, 2021 due to the dissolution of the 49<sup>th</sup> General Assembly. Due to timing of the release of the general election results (on March 27, 2021), processing for the caucus operational funding grant for the 50<sup>th</sup> General Assembly was not completed by the end of the fiscal year on March 31.

**Analysis:**

**Legal Consultation:**

Not applicable

**Internal Consultation(s):**

Not applicable

**External Consultation(s):**

Not applicable

**Comparison to Government Policy:**

Not applicable

**Financial Impact:**

Not applicable

**Legislative Impact:**

Not applicable

**Options:**

- Not applicable.

**Status:**

- Reports are attached.

**Action Required:**

- For reporting purposes only.

Prepared by: Mark Jerrett  
Date: September 16, 2021

Approved by: Sandra Barnes

**Attachments:**

1. Caucus Operational Funding Grant Reports (1 April 2020 – 15 January 2021)

**GOVERNMENT MEMBERS CAUCUS**  
**Summary of Expenditures**  
**For the Period April 1, 2020 to March 25, 2021**  
**DISSOLUTION OF 49th GENERAL ASSEMBLY**

Caucus Office and Staff	
Transportation and Communications	
Travel, meals and accommodations associated with hearings, caucus, and other meetings	
Travel, meals and accommodations associated with luncheons such as Board of Trade, Combined Councils of Labrador conference, and similar functions	
Travel, meals and accommodations associated with training and development	
Taxis, couriers and other delivery charges	
<b>Sub-Total</b>	<b>\$ -</b>

Supplies	
Newspapers, other subscriptions, resource materials	
Gifts for visiting delegations or individuals, to a maximum of \$200 per gift	
Flowers or similar tokens of respect on behalf of a caucus for funerals or serious illnesses of Members, former Members or political staff	
Meals and food services for meetings and guests, or for staff outside normal working hours	
Office supplies and operational expenses	\$1,526.78
<b>Sub-Total</b>	<b>\$ 1,526.78</b>

Purchased Services	
Registration or other fees associated with luncheons such as Board of Trade and similar functions	\$ -
Processing fees for Access to Information requests	\$ -
Media transcripts	
Training and development registration fees	\$ -
Standard banking charges	\$344.50
Advertising, of a non-partisan nature, on behalf of the caucus	\$ -
<b>Sub-Total</b>	<b>\$ 344.50</b>

Members and Constituency Assistants - Caucus Meetings	
---	--

Transportation and Communications	
Travel, meals and accommodations	\$ 2,667.85
Supplies	
Office supplies, food services, water, other	\$6,644.83
Purchased Services	
Room rentals, advertising, printing, other	\$ 189.75
<b>Sub-Total</b>	

Other (provide details)	
Insert details here	
<b>Sub-Total</b>	<b>\$ 9,502.43</b>

<b>Total Expenditures for FY</b>	<b>\$ 11,373.71</b>
----------------------------------	---------------------

<b>Opening Balance for FY</b>	<b>\$13,392.01</b>
<b>Total Deposits for FY</b>	<b>\$23,695.80</b>
<b>Total Expenditures for FY</b>	<b>\$11,373.71</b>
<b>Ending Balance for FY</b>	<b>\$25,714.10</b>

\*\*\*As 2021 was a Provincial General Election year, House of Assembly rules state that bank balance is to be returned to Provincial Government [NL Exchequer]. Due to extended election [March 25, 2021], bank fee charges include February 2021 and March 2021.



**Official Opposition Caucus  
Summary of Expenditures  
For the Period April 1, 2020 to January 15, 2021**

<b>Caucus Office and Staff</b>		
<b>Transportation and Communications</b>		
	Travel, meals and accommodations associated with hearings, caucus, and other meetings	
	Travel, meals and accommodations associated with luncheons such as Board of Trade, Combined Councils of Labrador conference, and similar functions	
	Travel, meals and accommodations associated with training and development	
	Taxis, couriers and other delivery charges	
	<b>Sub-Total</b>	<b>\$ -</b>
<b>Supplies</b>		
	Newspapers, other subscriptions, resource materials	
	Gifts for visiting delegations or individuals, to a maximum of \$200 per gift	
	Flowers or similar tokens of respect on behalf of a caucus for funerals or serious illnesses of Members, former Members or political staff	\$ 100.00
	Meals and food services for meetings and guests, or for staff outside normal working hours	
	Office supplies and operational expenses	\$ 185.13
	<b>Sub-Total</b>	<b>\$ 285.13</b>
<b>Purchased Services</b>		
	Registration or other fees associated with luncheons such as Board of Trade and similar functions	\$ -
	Processing fees for Access to Information requests	\$ -
	Media transcripts	\$ -
	Training and development registration fees	\$ -
	Standard banking charges	\$ 181.25
	Advertising, of a non-partisan nature, on behalf of the caucus	\$ -
	<b>Sub-Total</b>	<b>\$ 181.25</b>

**Official Opposition Caucus  
Summary of Expenditures  
For the Period April 1, 2020 to January 15, 2021**

**Members and Constituency Assistants - Caucus Meetings**

<b>Transportation and Communications</b>		
	Travel, meals and accommodations	\$ -
<b>Supplies</b>		
	Office supplies, food services, water, other	\$ 12,754.23
<b>Purchased Services</b>		
	Room rentals, advertising, printing, other	
	<b>Sub-Total</b>	<b>\$ 12,754.23</b>

<b>Other (provide details)</b>		
	Insert details here	
	<b>Sub-Total</b>	<b>\$ -</b>

<b>Total Expenditures for FY</b>	<b>\$ 13,220.61</b>
----------------------------------	---------------------

<b>Opening Balance for FY</b>	<b>9281.62</b>
<b>Total Deposits for FY</b>	<b>\$ 18,707.20</b>
<b>Total Expenditures for FY</b>	<b>\$ 13,220.61</b>
<b>Ending Balance for FY</b>	<b>\$ 14,768.21</b>

**Third Party (NDP) Caucus  
Summary of Expenditures  
For the Period April 1, 2020 to January 15, 2021**

<b>Caucus Office and Staff</b>		
--------------------------------	--	--

<b>Transportation and Communications</b>		
	Travel, meals and accommodations associated with hearings, caucus, and other meetings	
	Travel, meals and accommodations associated with luncheons such as Board of Trade, Combined Councils of Labrador conference, and similar functions	
	Travel, meals and accommodations associated with training and development	
	Taxis, couriers and other delivery charges	
	<b>Sub-Total</b>	<b>\$ -</b>

<b>Supplies</b>		
	Newspapers, other subscriptions, resource materials	\$ 534.65
	Gifts for visiting delegations or individuals, to a maximum of \$200 per gift	\$ 100.00
	Flowers or similar tokens of respect on behalf of a caucus for funerals or serious illnesses of Members, former Members or political staff	
	Meals and food services for meetings and guests, or for staff outside normal working hours	\$ 1,060.66
	Office supplies and operational expenses	\$ 2,199.75
	<b>Sub-Total</b>	<b>\$ 3,895.06</b>

<b>Purchased Services</b>		
	Registration or other fees associated with luncheons such as Board of Trade and similar functions	\$ -
	Processing fees for Access to Information requests	\$ -
	Media transcripts	\$ -
	Training and development registration fees	\$ -
	Standard banking charges	\$ 35.00
	Advertising, of a non-partisan nature, on behalf of the caucus	\$ -
	<b>Sub-Total</b>	<b>\$ 35.00</b>

**Third Party (NDP) Caucus  
Summary of Expenditures  
For the Period April 1, 2020 to January 15, 2021**

<b>Members and Constituency Assistants - Caucus Meetings</b>		
<b>Transportation and Communications</b>		
	Travel, meals and accommodations	\$ -
<b>Supplies</b>		
	Office supplies, food services, water, other	
<b>Purchased Services</b>		
	Room rentals, advertising, printing, other	
	<b>Sub-Total</b>	<b>\$ -</b>
<b>Other (provide details)</b>		
	Insert details here	
	<b>Sub-Total</b>	<b>\$ -</b>
<b>Total Expenditures for FY</b>		<b>\$ 3,930.06</b>

<b>Opening Balance for FY</b>	<b>\$8,648.45</b>
<b>Total Deposits for FY</b>	<b>\$ 9,977.22</b>
<b>Total Expenditures for FY</b>	<b>\$ 3,930.06</b>
<b>Ending Balance for FY</b>	<b>\$14,695.61</b>

**Speaker's Office Fund  
Summary of Expenditures  
For the Period from April 1, 2020 - January 15, 2021**

<b>Caucus Office and Staff</b>		
<b>Transportation and Communications</b>		
	Travel, meals and accommodations associated with hearings, caucus, and other meetings	
	Travel, meals and accommodations associated with luncheons such as Board of Trade, Combined Councils of Labrador conference, and similar functions	
	Travel, meals and accommodations associated with training and development	
	Taxis, couriers and other delivery charges	
	<b>Sub-Total</b>	<b>\$ -</b>
<b>Supplies</b>		
	Newspapers, other subscriptions, resource materials	
	Gifts for visiting delegations or individuals, to a maximum of \$200 per gift	\$ 49.39
	Flowers or similar tokens of respect on behalf of a caucus for funerals or serious illnesses of Members, former Members or political staff	
	Meals and food services for meetings and guests, or for staff outside normal working hours	\$ 13.80
	Office supplies and operational expenses	
	<b>Sub-Total</b>	<b>\$ 63.19</b>
<b>Purchased Services</b>		
	Registration or other fees associated with luncheons such as Board of Trade and similar functions	\$ -
	Processing fees for Access to Information requests	\$ -
	Media transcripts	\$ -
	Training and development registration fees	\$ -
	Standard banking charges	\$ 39.99
	Advertising, of a non-partisan nature, on behalf of the caucus	\$ -
	<b>Sub-Total</b>	<b>\$ 39.99</b>

**Speaker's Office Fund  
Summary of Expenditures  
For the Period from April 1, 2020 - January 15, 2021**

<b>Members and Constituency Assistants - Caucus Meetings</b>	
--	--

<b>Transportation and Communications</b>		
	Travel, meals and accommodations	\$ -
<b>Supplies</b>		
	Office supplies, food services, water, other	
<b>Purchased Services</b>		
	Room rentals, advertising, printing, other	
	<b>Sub-Total</b>	\$ -

<b>Other (provide details)</b>		
	Insert details here	
	<b>Sub-Total</b>	\$ -

<b>Total Expenditures for FY</b>	<b>\$ 103.18</b>
----------------------------------	------------------

<b>Opening Balance for FY</b>	<b>0</b>
<b>Total Deposits for FY</b>	\$ 1,247.10
<b>Total Expenditures for FY</b>	\$ 103.18
<b>Ending Balance for FY</b>	\$ 1,143.92

**Independent Office-Eddie Joyce  
Summary of Expenditures  
For the Period from April 1, 2020 to January 15, 2021**

<b>Caucus Office and Staff</b>		
<b>Transportation and Communications</b>		
	Travel, meals and accommodations associated with hearings, caucus, and other meetings	
	Travel, meals and accommodations associated with luncheons such as Board of Trade, Combined Councils of Labrador conference, and similar functions	
	Travel, meals and accommodations associated with training and development	
	Taxis, couriers and other delivery charges	
	<b>Sub-Total</b>	<b>\$ -</b>
<b>Supplies</b>		
	Newspapers, other subscriptions, resource materials	
	Gifts for visiting delegations or individuals, to a maximum of \$200 per gift	
	Flowers or similar tokens of respect on behalf of a caucus for funerals or serious illnesses of Members, former Members or political staff	
	Meals and food services for meetings and guests, or for staff outside normal working hours	\$ -
	Office supplies and operational expenses	\$ -
	<b>Sub-Total</b>	<b>\$ -</b>
<b>Purchased Services</b>		
	Registration or other fees associated with luncheons such as Board of Trade and similar functions	\$ -
	Processing fees for Access to Information requests	\$ -
	Media transcripts	\$ -
	Training and development registration fees	\$ -
	Standard banking charges	\$ -
	Advertising, of a non-partisan nature, on behalf of the caucus	\$ -
	<b>Sub-Total</b>	<b>\$ -</b>



Independent Office-Eddie Joyce  
 Summary of Expenditures  
 For the Period from April 1, 2020 to January 15, 2021

**Members and Constituency Assistants - Caucus Meetings**

Transportation and Communications		
	Travel, meals and accommodations	\$ -
Supplies		
	Office supplies, food services, water, other	\$ 37.18
Purchased Services		
	Room rentals, advertising, printing, other	
	<b>Sub-Total</b>	<b>\$ 37.18</b>

Other (provide details)		
	Insert details here	
	<b>Sub-Total</b>	<b>\$ -</b>

<b>Total Expenditures for FY</b>	<b>\$ 37.18</b>
----------------------------------	-----------------

Opening Balance for FY	1,183.17
Total Deposits for FY	\$ 1,247.10
Total Expenditures for FY	\$ 37.18
Ending Balance for FY	\$ 2,393.09



008

BASIC BANKING PLAN

EDWARD JOYCE  
JUDY M BOLT  
P.O. BOX 2006  
CORNER BROOK NEWFOUNDLAND & LABRADOR A2H3T9  
7096347883

DATE 2021-01-25  
Y Y Y Y M M D D

\$ 2393.09

PAY TO THE ORDER OF NZ Echeverria  
Two Thousand Three Hundred Ninety Three and 09/100 DOLLARS

Security features  
Details on back

61473

THE BANK OF NOVA SCOTIA  
www.scotiabank.com  
1-800-4-SCOTIA

CORNER BROOK PLAZA  
54 MAPLE VALLEY ROAD  
CORNER BROOK, NL A2H 3C5

MEMO

Remittance:  
Clemens Investment Fund.

Judy M. Bolt  
Eddie Joyce

⑆008⑆ ⑆61473⑆002⑆ 04428⑆B7⑆

**Independent Member - Paul Lane**  
**Summary of Expenditures**  
**For the Period April 1, 2020 to January 15, 2021**

<b>Caucus Office and Staff</b>		
<b>Transportation and Communications</b>		
	Travel, meals and accommodations associated with hearings, caucus, and other meetings	
	Travel, meals and accommodations associated with luncheons such as Board of Trade, Combined Councils of Labrador conference, and similar functions	
	Travel, meals and accommodations associated with training and development	
	Taxis, couriers and other delivery charges	
	<b>Sub-Total</b>	<b>\$ -</b>
<b>Supplies</b>		
	Newspapers, other subscriptions, resource materials	
	Gifts for visiting delegations or individuals, to a maximum of \$200 per gift	
	Flowers or similar tokens of respect on behalf of a caucus for funerals or serious illnesses of Members, former Members or political staff	
	Meals and food services for meetings and guests, or for staff outside normal working hours	
	Office supplies and operational expenses	
	<b>Sub-Total</b>	<b>\$ -</b>
<b>Purchased Services</b>		
	Registration or other fees associated with luncheons such as Board of Trade and similar functions	\$ -
	Processing fees for Access to Information requests	\$ -
	Media transcripts	\$ -
	Training and development registration fees	\$ -
	Standard banking charges	\$ 72.00
	Advertising, of a non-partisan nature, on behalf of the caucus	\$ -
	<b>Sub-Total</b>	<b>\$ 72.00</b>

**Independent Member - Paul Lane  
Summary of Expenditures  
For the Period April 1, 2020 to January 15, 2021**

---

**Independent Member - Paul Lane  
Summary of Expenditures  
For the Period April 1, 2020 to January 15, 2021**

<b>Members and Constituency Assistants - Caucus Meetings</b>	
--	--

<b>Transportation and Communications</b>		
	Travel, meals and accommodations	\$ -
<b>Supplies</b>		
	Office supplies, food services, water, other	
<b>Purchased Services</b>		
	Room rentals, advertising, printing, other	
<b>Sub-Total</b>		\$ -

<b>Other (provide details)</b>		
	Insert details here	
<b>Sub-Total</b>		\$ -

<b>Total Expenditures for FY</b>	<b>\$ 72.00</b>
----------------------------------	-----------------

<b>Opening Balance for FY</b>	<b>\$1,240.32</b>
<b>Total Deposits for FY</b>	<b>\$ 1,247.10</b>
<b>Total Expenditures for FY</b>	<b>\$ 72.00</b>
<b>Ending Balance for FY</b>	<b>\$2,415.42</b>

**House of Assembly Management Commission  
Briefing Note**

**Title:** Budget Transfers Report

**Issue:** Budget transfers processed during fiscal year 2020-21.

**Background:**

- The House of Assembly Transfer of Funds Policy requires only certain budget transfers to be approved by the Commission. However, to ensure transparency, the Policy provides that all transfers be reported to the Commission.
- In accordance with Section 4.1.1 of the Policy, the following twenty-five (25) transfers were approved by the Clerk of the House of Assembly and the applicable Statutory Officer or Chief Financial Officer (or designate) since the last report:
  - HOABT2021-001 to HOABT2021-007
  - HOABT2021-009 to HOABT2021-010
  - HOABT2021-012
  - HOABT2021-014 to HOABT2021-027
  - AGBA00001-2021 (transfers for the Office of the Auditor General)
- In accordance with Section 4.2.1 of the Policy, the following transfer of funds (not attached) was approved by the Management Commission:
  - HOABT2021-008 – **CM 2020-037 refers**
- In accordance with Section 5 of the Policy, the following urgent transfers of funds (not attached) were approved by a quorum of at least four members of the Management Commission:
  - HOABT2021-011
  - HOABT2021-013
  - HOABT2021-028

**Analysis:**

**Legal Consultation:**

Not applicable

**Internal Consultation(s):**

Not applicable

**External Consultation(s):**

Not applicable

**Comparison to Government Policy:**

Executive Branch has a comparable Transfer of Funds Policy.

**Financial Impact:**

Not applicable

**Legislative Impact:**

Not applicable

**Options:**

- Not applicable

**Status:**

- Not applicable

**Action Required:**

- For information purposes only.

Drafted by: Wanda Strowbridge  
Date: September 16, 2021

Approved by: Sandra Barnes

**Attachments:**

1. Budget Transfers HOABT2021-001 to HOABT2021-028
2. Budget Transfers AGBA00001-2021

LEGISLATURE

RECEIVED  
 Corporate & Members' Services  
 House of Assembly  
 DEC 21 2020  
*mf*

Budget Adjustment No.: HOABT2021-001

TRANSFER TO:

Accounting Distribution					Description	Amount
RC	ACAT	ACEL	LOBJ	DTC		
0249	110	0450	0710	000000	6.1.01.02 Office of the Information and Privacy Commissioner – Property, Furnishings & Equipment	\$7,500.00

FUNDS REQUIRED FOR:

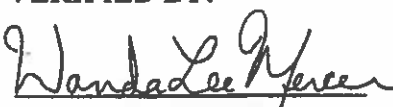


To cover cost of furniture and equipment.

TRANSFER FROM:

Accounting Distribution					Description	Amount
RC	ACAT	ACEL	LOBJ	DTC		
0249	110	0450	0367	000000	6.1.01.02 Office of the Information and Privacy Commissioner – Transportation and Communications	\$7,500.00

REASON FUNDS ARE AVAILABLE:

Travel is less than anticipated.

<p>VERIFIED BY:                    Chief Financial Officer                  Date: <u>Dec. 14/2020</u></p>	<p>APPROVED BY:                    Clerk of the House of Assembly                  Date: <u>2020-12-15</u></p>	<p>APPROVED BY:                    Statutory Officer                  Date: <u>December 18, 2020</u></p>
--	---	---

LEGISLATURE

Budget Adjustment No.: HOABT2021-002

TRANSFER TO:

Accounting Distribution					Description	Amount
RC	ACAT	ACEL	LOBJ	DTC		
0201	120	0400	0510	000000	1.1.01.02 Administrative Support – Professional Services	500.00

FUNDS REQUIRED FOR:



Additional funds required for unanticipated legal fees.

TRANSFER FROM:

Accounting Distribution					Description	Amount
RC	ACAT	ACEL	LOBJ	DTC		
0201	110	0400	0232	000000	1.1.01.02 Administrative Support – Employee Benefits	500.00

REASON FUNDS ARE AVAILABLE:

Purchased services is less than anticipated.

<b>VERIFIED BY:</b>  Chief Financial Officer Date: <u>Dec. 14/2020</u>	<b>APPROVED BY:</b>  Clerk of the House of Assembly Date: <u>2020-12-15</u>
--	---



LEGISLATURE

Budget Adjustment No.: HOABT2021-003

**TRANSFER TO:**

Accounting Distribution					Description	Amount
RC	ACAT	ACEL	LOBJ	DTC		
0206	120	0410	0513	000000	1.1.04.02 Members' Resources – Professional Services	\$14,100.00

**FUNDS REQUIRED FOR:**



Legal fees.


**TRANSFER FROM:**

Accounting Distribution					Description	Amount
RC	ACAT	ACEL	LOBJ	DTC		
0202	110	0420	0367	000000	1.1.05.02 House Operations – Transportation and Communications	\$14,100.00

**REASON FUNDS ARE AVAILABLE:**

Travel is less than anticipated.

<p><b>VERIFIED BY:</b>  _____ Chief Financial Officer  Date: <u>December 11, 2020</u></p>	<p><b>APPROVED BY:</b>  _____ Clerk of the House of Assembly  Date: <u>2020-12-11</u></p>
--	---



Budget Adjustment No.: HOABT2021-004

**TRANSFER TO:**

Accounting Distribution					Description	Amount
RC	ACAT	ACEL	LOBJ	DTC		
0241	110	0580	0710	000000	4.1.01.02 Office of the Citizens' Representative - Property, Furnishings and Equipment	\$3,100.00

**FUNDS REQUIRED FOR:**

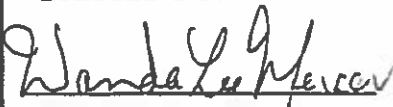

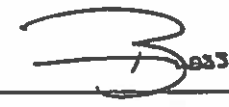
To cover the cost of furniture and equipment.

**TRANSFER FROM:**

Accounting Distribution					Description	Amount
RC	ACAT	ACEL	LOBJ	DTC		
0241	110	0580	0367	000000	4.1.01.02 Office of the Citizens' Representative - Transportation and Communications	\$3,100.00

**REASON FUNDS ARE AVAILABLE:**

Travel is less than anticipated.

<p><b>VERIFIED BY:</b>              Chief Financial Officer            Date: <u>Dec. 14/2020</u></p>	<p><b>APPROVED BY:</b>              Clerk of the House of Assembly            Date: <u>2020-12-15</u></p>	<p><b>APPROVED BY:</b>              Statutory Officer            Date: <u>17 Dec. 20</u></p>
---	--	---

**LEGISLATURE**

**RECEIVED**  
 Corporate & Member Services  
 House of Assembly  
 DEC 23 2020  
 RNM

Budget Adjustment No.: **HOABT2021-005**

**TRANSFER TO:**

Accounting Distribution					Description	Amount
RC	ACAT	ACEL	LOBJ	DTC		
0247	110	0560	0710	000000	7.1.01.02 Office of the Seniors' Advocate - Property, Furnishings and Equipment	\$100.00

**FUNDS REQUIRED FOR:**




To cover the cost of furniture and equipment.

**TRANSFER FROM:**

Accounting Distribution					Description	Amount
RC	ACAT	ACEL	LOBJ	DTC		
0247	110	0560	0367	000000	7.1.01.02 Office of the Seniors' Advocate - Transportation and Communications	\$100.00

**REASON FUNDS ARE AVAILABLE:**

Travel is less than anticipated.

<p><b>VERIFIED BY:</b>                    Chief Financial Officer                  Date: <u>Dec. 14/2020</u></p>	<p><b>APPROVED BY:</b>                    Clerk of the House of Assembly                  Date: <u>2020-12-15</u></p>	<p><b>APPROVED BY:</b>                    Statutory Officer                  Date: <u>Dec 21/2020</u></p>
---	--	--

LEGISLATURE

Budget Adjustment No.: HOABT2021-006

**TRANSFER TO:**

Accounting Distribution					Description	Amount
RC	ACAT	ACEL	LOBJ	DTC		
0202	120	0420	0510	000000	1.1.05.02 House Operations – Professional Services	\$18,400.00
0202	110	0420	0710	000000	1.1.05.02 House Operations – Property, Furnishings and Equipment	\$7,000.00

**FUNDS REQUIRED FOR:**

*Professional Services* – Legal fees more than anticipated.



*Property, Furnishings and Equipment* – Equipment costs more than anticipated.

**TRANSFER FROM:**

Accounting Distribution					Description	Amount
RC	ACAT	ACEL	LOBJ	DTC		
0202	110	0420	0367	000000	1.1.05.02 House Operations – Transportation and Communications	\$25,400.00

**REASON FUNDS ARE AVAILABLE:**

Travel is less than anticipated.

<p><b>VERIFIED BY:</b>  Chief Financial Officer  Date: <u>December 17, 2020</u></p>	<p><b>APPROVED BY:</b>  Clerk of the House of Assembly  Date: <u>2020-12-21</u></p>
--	---

**LEGISLATURE**

Budget Adjustment No.: HOABT2021-007

**TRANSFER TO:**

Accounting Distribution					Description	Amount
RC	ACAT	ACEL	LOBJ	DTC		
0245	110	0590	0410	000000	5.1.01.02 Office of the Child and Youth Advocate - Supplies	\$1,400.00
0245	110	0590	0710	000000	5.1.01.02 Office of the Child and Youth Advocate - Property, Furnishings and Equipment	\$1,500.00

**FUNDS REQUIRED FOR:**

*Supplies* – Cost of supplies more than anticipated.




*Property, Furnishings and Equipment* – Equipment costs more than anticipated.

**TRANSFER FROM:**

Accounting Distribution					Description	Amount
RC	ACAT	ACEL	LOBJ	DTC		
0245	110	0590	0367	000000	5.1.01.02 Office of the Child and Youth Advocate - Transportation and Communications	\$2,900.00

**REASON FUNDS ARE AVAILABLE:**

Travel is less than anticipated.

<p><b>VERIFIED BY:</b>                    Chief Financial Officer                  Date: <u>Dec. 17, 2020</u></p>	<p><b>APPROVED BY:</b>                    Clerk of the House of Assembly                  Date: <u>2020-12-21</u></p>	<p><b>APPROVED BY:</b>                    Statutory Officer                  Date: <u>Dec 22/20</u></p>
--	--	--

**LEGISLATURE**

**Budget Adjustment No.: HOABT2021-008**

**TRANSFER TO:**

Accounting Distribution					Description	Amount
RC	ACAT	ACEL	LOBJ	DTC		
0206	110	0410	0410	000000	1.1.04.02 Members' Resources – Supplies	\$1,900.00

**FUNDS REQUIRED FOR:**


Plexiglass barriers for Constituency offices.

**TRANSFER FROM:**

Accounting Distribution					Description	Amount
RC	ACAT	ACEL	LOBJ	DTC		
0206	130	0410	0910	000000	1.1.04.09 Members' Resources – Allowances and Assistance	\$1,900.00

**REASON FUNDS ARE AVAILABLE:**

Expenditures are less than anticipated and it is estimated that Members will not avail of the maximum allowable funds.

<p><b>VERIFIED BY:</b>                    Chief Financial Officer                   Date: <u>December 17, 2020</u></p>	<p><b>APPROVED BY:</b>  <u>CM 2020-037 Refers</u>                  House of Assembly Management Commission                   Date: <u>December 30, 2020</u></p>
---	---

**LEGISLATURE**

Budget Adjustment No.: HOABT2021-009

**TRANSFER TO:**

Accounting Distribution					Description	Amount
RC	ACAT	ACEL	LOBJ	DTC		
0203	110	04B0	0710	000000	1.1.07.02 Official Opposition Caucus – Property, Furnishings and Equipment.	\$200

**FUNDS REQUIRED FOR:**



To cover the cost of office furnishings and equipment.

**TRANSFER FROM:**

Accounting Distribution					Description	Amount
RC	ACAT	ACEL	LOBJ	DTC		
0203	110	04B0	0367	000000	1.1.07.02 Official Opposition Caucus – Transportation and Communications.	\$200

**REASON FUNDS ARE AVAILABLE:**

Transportation and Communication costs are less than anticipated.

<p><b>APPROVED BY:</b>                    _____                  Chief Financial Officer                   Date: <u>December 22, 2020</u></p>	<p><b>APPROVED BY:</b>                    _____                  Clerk of the House of Assembly                   Date: <u>2021-12-22</u></p>
--	---

LEGISLATURE

Budget Adjustment No.: HOABT2021-010

**TRANSFER TO:**

Accounting Distribution					Description	Amount
RC	ACAT	ACEL	LOBJ	DTC		
0205	100	04C0	0130	000000	1.1.08.01 Third Party Caucus - Salaries	\$119,700.00

**FUNDS REQUIRED FOR:**



To cover the cost of severance payouts.

**TRANSFER FROM:**

Accounting Distribution					Description	Amount
RC	ACAT	ACEL	LOBJ	DTC		
0206	100	0410	0130	000000	1.1.04.01 Members' Resources - Salaries	\$119,700.00

**REASON FUNDS ARE AVAILABLE:**

Salary costs for Constituency Assistants and Constituency Assistant Replacements are less than anticipated.

<p><b>VERIFIED BY:</b>  Chief Financial Officer  Date: <u>January 5, 2021</u></p>	<p><b>APPROVED BY:</b>  Clerk of the House of Assembly  Date: <u>2021-01-05</u></p>
--	---



**LEGISLATURE**

**Budget Adjustment No.: HOABT2021-011**

**TRANSFER TO:**

Accounting Distribution					Description	Amount
RC	ACAT	ACEL	LOBJ	DTC		
0211	130	0600	1061	000000	3.1.01.10 Office of the Chief Electoral Officer – Grants and Subsidies	\$24,000.00

**FUNDS REQUIRED FOR:**

Humber – Gros Morne By-Election October 6, 2020 candidate and subsidy payments.

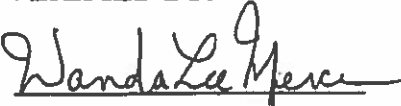
**TRANSFER FROM:**

Accounting Distribution					Description	Amount
RC	ACAT	ACEL	LOBJ	DTC		
0206	130	0410	0910	000000	1.1.04.09 Members' Resources – Allowances and Assistance	\$14,000.00
0202	130	0420	1061	000000	1.1.05.10 House Operations – Grants and Subsidies	\$10,000.00

**REASON FUNDS ARE AVAILABLE:**

*Members' Resources* - Expenditures are less than anticipated and it is estimated that Members will not avail of the maximum allowable funds.

*House Operations* – Grants and subsidies are less than anticipated.

<p><b>VERIFIED BY:</b></p> <p>                  Chief Financial Officer</p> <p>Date: <u>January 8, 2021</u></p>	<p><b>APPROVED BY:</b></p> <p><u>S. Goady, S. Gambin-Walsh, D. Brazil &amp; B. Patten</u>                  House of Assembly Management Commission</p> <p>Date: <u>January 8, 2021</u></p>
--	--

LEGISLATURE

Budget Adjustment No.: HOABT2021-012

**TRANSFER TO:**

Accounting Distribution					Description	Amount
RC	ACAT	ACEL	LOBJ	DTC		
0205	110	04C0	0611	000000	1.1.08.02 Third Party Caucus – Purchased Services.	\$1,400.00

**FUNDS REQUIRED FOR:**



To cover the cost of Transcripts and Video Clips.

**TRANSFER FROM:**

Accounting Distribution					Description	Amount
RC	ACAT	ACEL	LOBJ	DTC		
0205	110	04C0	0367	000000	1.1.08.02 Third Party Caucus – Transportation and Communications	\$1,400.00

**REASON FUNDS ARE AVAILABLE:**

Savings are available due to less than anticipated travel.

<p><b>APPROVED BY:</b>  Chief Financial Officer Date: <u>Feb. 3/2021</u></p>	<p><b>APPROVED BY:</b>  Clerk of the House of Assembly Date: <u>2021-02-03</u></p>
---	--

**LEGISLATURE**

**Budget Adjustment No.: HOABT2021-013**

**TRANSFER TO:**

Accounting Distribution					Description	Amount
RC	ACAT	ACEL	LOBJ	DTC		
0211	110	0600	0311	000000	3.1.01.02 Office of the Chief Electoral Officer – Transportation and Communications.	\$400,000.00
0211	110	0600	0410	000000	3.1.01.02 Office of the Chief Electoral Officer – Supplies.	\$200,000.00

**FUNDS REQUIRED FOR:**



Processing of special ballots for the 2021 General Election.

**TRANSFER FROM:**

Accounting Distribution					Description	Amount
RC	ACAT	ACEL	LOBJ	DTC		
0211	130	0600	1061	000000	3.1.01.10 Office of the Chief Electoral Officer – Grants and Subsidies.	\$600,000.00

**REASON FUNDS ARE AVAILABLE:**

Grants and subsidies are less than anticipated.

<p><b>VERIFIED BY:</b>                    Chief Financial Officer                   Date: <u>February 23, 2021</u></p>	<p><b>APPROVED BY:</b>                    House of Assembly Management Commission                   Date: <u>February 23, 2021</u></p>
---	--

LEGISLATURE

Budget Adjustment No.: HOABT2021-014

**TRANSFER TO:**

Accounting Distribution					Description	Amount
RC	ACAT	ACEL	LOBJ	DTC		
0205	100	04C0	0130	000000	1.1.08.01 Third Party Caucus – Salaries	\$18,300.00

**FUNDS REQUIRED FOR:**



Paid leave and pay in lieu of notice payout.

**TRANSFER FROM:**

Accounting Distribution					Description	Amount
RC	ACAT	ACEL	LOBJ	DTC		
0206	100	0410	0130	000000	1.1.04.01 Members' Resources – Salaries	\$18,300.00

**REASON FUNDS ARE AVAILABLE:**

Salary costs for Constituency Assistants and Constituency Assistant Replacements are less than anticipated.

<p><b>VERIFIED BY:</b>  Chief Financial Officer  Date: <u>March 3/2021</u></p>	<p><b>APPROVED BY:</b>  Clerk of the House of Assembly  Date: <u>2021-03-03</u></p>
---	---

LEGISLATURE

Budget Adjustment No.: HOABT2021-015

TRANSFER TO:

Accounting Distribution					Description	Amount
RC	ACAT	ACEL	LOBJ	DTC		
0204	100	04A0	0130	000000	1.1.06.01 Government Members Caucus – Salaries	\$7,300.00

FUNDS REQUIRED FOR:

Paid leave payout and unanticipated salary increases effective July 1, 2020.

TRANSFER FROM:

Accounting Distribution					Description	Amount
RC	ACAT	ACEL	LOBJ	DTC		
0206	100	0410	0130	000000	1.1.04.01 Members' Resources – Salaries	\$7,300.00

REASON FUNDS ARE AVAILABLE:

Salary costs for Constituency Assistants and Constituency Assistant Replacements are less than anticipated.

<p>VERIFIED BY:</p> <p><i>Wanda Lee Meyer</i> Chief Financial Officer</p> <p>Date: <u>March 16, 2021</u></p>	<p>APPROVED BY:</p> <p><i>Sandie Barnes</i> Clerk of the House of Assembly</p> <p>Date: <u>2021-03-16</u></p>
--	---

**LEGISLATURE**

Budget Adjustment No.: HOABT2021-016

**TRANSFER TO:**

Accounting Distribution					Description	Amount
RC	ACAT	ACEL	LOBJ	DTC		
0247	100	0560	0110	000000	7.1.01.01 Office of the Seniors' Advocate – Salaries	\$2,700.00

**FUNDS REQUIRED FOR:**




Unanticipated salary increases effective July 1, 2020.

**TRANSFER FROM:**

Accounting Distribution					Description	Amount
RC	ACAT	ACEL	LOBJ	DTC		
0206	100	0410	0130	000000	1.1.04.01 Members' Resources – Salaries	\$2,700.00

**REASON FUNDS ARE AVAILABLE:**

Salary costs for Constituency Assistants and Constituency Assistant Replacements are less than anticipated.

<p><b>VERIFIED BY:</b>                        Chief Financial Officer                      Date: <u>March 16, 2021</u></p>	<p><b>APPROVED BY:</b>                        Clerk of the House of Assembly                      Date: <u>2021-03-16</u></p>	<p><b>APPROVED BY:</b>                        Statutory Officer                      Date: <u>March 17, 2021</u></p>
---	--	--

**LEGISLATURE**

Budget Adjustment No.: HOABT2021-017

**TRANSFER TO:**

Accounting Distribution					Description	Amount
RC	ACAT	ACEL	LOBJ	DTC		
0249	120	0450	0513	000000	6.1.01.02 Office of the Information and Privacy Commissioner - Professional Services	\$28,400.00

**FUNDS REQUIRED FOR:**

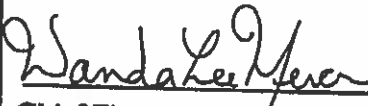


Legal fees are more than anticipated.

**TRANSFER FROM:**

Accounting Distribution					Description	Amount
RC	ACAT	ACEL	LOBJ	DTC		
0249	100	0450	0110	000000	6.1.01.01 Office of the Information and Privacy Commissioner - Salaries	\$28,400.00

**REASON FUNDS ARE AVAILABLE:**

Salaries are less than anticipated.

<p><b>VERIFIED BY:</b>                    Chief Financial Officer                  Date: <u>March 16, 2021</u></p>	<p><b>APPROVED BY:</b>                    Clerk of the House of Assembly                  Date: <u>2021-03-16</u></p>	<p><b>APPROVED BY:</b>                    Statutory Officer                  Date: <u>2021-03-16</u></p>
---	---	---

LEGISLATURE

Budget Adjustment No.: HOABT2021-018

**TRANSFER TO:**

Accounting Distribution					Description	Amount
RC	ACAT	ACEL	LOBJ	DTC		
0205	100	04C0	0130	000000	1.1.08.01 Third Party Caucus – Salaries	\$40,100.00

**FUNDS REQUIRED FOR:**

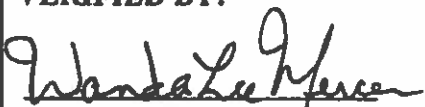

To cover the cost of paid leave payouts.

**TRANSFER FROM:**

Accounting Distribution					Description	Amount
RC	ACAT	ACEL	LOBJ	DTC		
0206	100	0410	0130	000000	1.1.04.01 Members' Resources – Salaries	\$40,100.00

**REASON FUNDS ARE AVAILABLE:**

Salary costs for Constituency Assistants and Constituency Assistant Replacements are less than anticipated.

<p><b>VERIFIED BY:</b>  Chief Financial Officer  Date: <u>March 21/2021</u></p>	<p><b>APPROVED BY:</b>  Clerk of the House of Assembly  Date: <u>2021-03-22</u></p>
--	---



**LEGISLATURE**

RECEIVED  
Corporate & Members' Services  
House of Assembly  
APR 20 2021  
*MP*

Budget Adjustment No.: HOABT2021-019

**TRANSFER TO:**

Accounting Distribution					Description	Amount
RC	ACAT	ACEL	LOBJ	DTC		
0247	110	0560	0710	000000	7.1.01.02 Office of the Seniors' Advocate – Property, Furnishings and Equipment	\$800.00

**FUNDS REQUIRED FOR:**

To cover the cost of property, furnishings and equipment.


**TRANSFER FROM:**

Accounting Distribution					Description	Amount
RC	ACAT	ACEL	LOBJ	DTC		
0247	110	0560	0367	000000	7.1.01.02 Office of the Seniors' Advocate – Transportation and Communications	\$800.00

**REASON FUNDS ARE AVAILABLE:**

Travel is less than anticipated.

<p><b>VERIFIED BY:</b> <i>Wanda Lee Hyslop</i> Chief Financial Officer  Date: <u>March 29/2021</u></p>	<p><b>APPROVED BY:</b> <i>Sandra Barnes</i> Clerk of the House of Assembly  Date: <u>2021-03-31</u></p>	<p><b>APPROVED BY:</b> <i>Amya Brock</i> Statutory Officer  Date: <u>Apr. 19/2021</u></p>
--	---	---



**LEGISLATURE**

**Budget Adjustment No.: HOABT2021-020**

**TRANSFER TO:**




Accounting Distribution					Description	Amount
RC	ACAT	ACEL	LOBJ	DTC		
0249	120	0450	0513	000000	6.1.01.02 Office of the Information and Privacy Commissioner – Professional Services	\$4,700.00

**FUNDS REQUIRED FOR:**  
To cover the cost of legal fees.


**TRANSFER FROM:**

Accounting Distribution					Description	Amount
RC	ACAT	ACEL	LOBJ	DTC		
0249	100	0450	0110	000000	6.1.01.01 Office of the Information and Privacy Commissioner – Salaries	\$4,700.00

**REASON FUNDS ARE AVAILABLE:**  
Salaries are less than anticipated.

<p><b>VERIFIED BY:</b>  Chief Financial Officer  Date: <u>April 19, 2021</u></p>	<p><b>APPROVED BY:</b>  Clerk of the House of Assembly  Date: <u>2021-04-26</u></p>	<p><b>APPROVED BY:</b>  Statutory Officer  Date: <u>April 21, 2021</u></p>
---	--	---

**LEGISLATURE**



Budget Adjustment No.: HOABT2021-021

**TRANSFER TO:**

Accounting Distribution					Description	Amount
RC	ACAT	ACEL	LOBJ	DTC		
0241	110	0580	0410	000000	4.1.01.02 Office of the Citizens' Representative – Supplies.	\$300.00

**FUNDS REQUIRED FOR:**  
To cover the cost of office supplies.

**TRANSFER FROM:**

Accounting Distribution					Description	Amount
RC	ACAT	ACEL	LOBJ	DTC		
0241	110	0580	0367	000000	4.1.01.02 Office of the Citizens' Representative – Transportation and Communications	\$300.00

**REASON FUNDS ARE AVAILABLE:**  
Travel is less than anticipated.

<p><b>VERIFIED BY:</b> <i>Wanda Lee Yance</i> Chief Financial Officer  Date: <u>April 23/2021</u></p>	<p><b>APPROVED BY:</b> <i>Darlene Barres</i> Clerk of the House of Assembly  Date: <u>2021-04-23</u></p>	<p><b>APPROVED BY:</b> <i>[Signature]</i> Statutory Officer  Date: <u>28 APR 21</u></p>
---	--	---

**LEGISLATURE**

Budget Adjustment No.: HOABT2021-022

**TRANSFER TO:**

Accounting Distribution					Description	Amount
RC	ACAT	ACEL	LOBJ	DTC		
0208	110	0430	0710	000000	1.1.03.02 Hansard and the Broadcast Centre – Property, Furnishings and Equipment	\$3,000.00

**FUNDS REQUIRED FOR:**

Additional funds is required for property, furnishings and equipment.

**TRANSFER FROM:**

Accounting Distribution					Description	Amount
RC	ACAT	ACEL	LOBJ	DTC		
0208	110	0430	0367	000000	1.1.03.02 Hansard and the Broadcast Centre – Transportation and Communications	\$3,000.00

**REASON FUNDS ARE AVAILABLE:**

Travel is less than anticipated.

<p><b>VERIFIED BY:</b></p> <p><u>Wanda Lee Mercer</u> Chief Financial Officer</p> <p>Date: <u>April 23, 2021</u></p>	<p><b>APPROVED BY:</b></p> <p><u>Darlene Daines</u> Clerk of the House of Assembly</p> <p>Date: <u>2021-04-23</u></p>
--	---

**LEGISLATURE**

**Budget Adjustment No.: HOABT2021-023**

**TRANSFER TO:**

Accounting Distribution					Description	Amount
RC	ACAT	ACEL	LOBJ	DTC		
0245	110	0590	0410	000000	5.1.01.02 Office of the Child and Youth Advocate – Supplies	\$1,700.00

**FUNDS REQUIRED FOR:**

Cost of supplies is more than anticipated.

**TRANSFER FROM:**

Accounting Distribution					Description	Amount
RC	ACAT	ACEL	LOBJ	DTC		
0245	110	0590	0367	000000	5.1.01.02 Office of the Child and Youth Advocate – Transportation and Communications	\$1,700.00

**REASON FUNDS ARE AVAILABLE:**

Travel is less than anticipated.

<p><b>VERIFIED BY:</b> <i>Wanda Lee Mercer</i> Chief Financial Officer  Date: <u>April 23/2021</u></p>	<p><b>APPROVED BY:</b> <i>Darius Beason</i> Clerk of the House of Assembly  Date: <u>2021-04-23</u></p>	<p><b>APPROVED BY:</b> <i>Jickie Jackson</i> Statutory Officer  Date: <u>April 23/21</u></p>
--	---	--

**LEGISLATURE**

Budget Adjustment No.: HOABT2021-024

**TRANSFER TO:**

Accounting Distribution					Description	Amount
RC	ACAT	ACEL	LOBJ	DTC		
0245	110	0590	0710	000000	5.1.01.02 Office of the Child and Youth Advocate - Property, Furnishings and Equipment	\$4,000.00

**FUNDS REQUIRED FOR:**



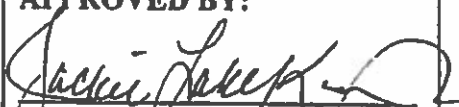
To cover the cost of Property, Furnishings and Equipment.


**TRANSFER FROM:**

Accounting Distribution					Description	Amount
RC	ACAT	ACEL	LOBJ	DTC		
0245	110	0590	0367	000000	5.1.01.02 Office of the Child and Youth Advocate - Transportation and Communications	\$4,000.00

**REASON FUNDS ARE AVAILABLE:**

Travel is less than anticipated.

<p><b>VERIFIED BY:</b>                    Chief Financial Officer                  Date: <u>April 23/2021</u></p>	<p><b>APPROVED BY:</b>                    Clerk of the House of Assembly                  Date: <u>2021-04-23</u></p>	<p><b>APPROVED BY:</b>                    Statutory Officer                  Date: <u>April 23/21</u></p>
--	--	---



**LEGISLATURE**

**Budget Adjustment No.: HOABT2021-025**

**TRANSFER TO:**

Accounting Distribution					Description	Amount
RC	ACAT	ACEL	LOBJ	DTC		
0249	120	0450	0513	000000	6.1.01.02 Office of the Information and Privacy Commissioner – Property, Furnishings & Equipment	\$6,600.00
0249	110	0450	0611	000000	6.1.01.02 Office of the Information and Privacy Commissioner – Purchased Services	\$4,400.00

**FUNDS REQUIRED FOR:**

*Professional Services* – To cover the cost of Legal Fees.  
*Purchases Services* - Services are more than anticipated.

**TRANSFER FROM:**


Accounting Distribution					Description	Amount
RC	ACAT	ACEL	LOBJ	DTC		
0249	110	0450	0367	000000	6.1.01.02 Office of the Information and Privacy Commissioner – Transportation and Communications	\$11,000.00

**REASON FUNDS ARE AVAILABLE:**

Travel is less than anticipated.

<p><b>VERIFIED BY:</b>                    Chief Financial Officer                  Date: <u>April 23/2021</u></p>	<p><b>APPROVED BY:</b>                    Clerk of the House of Assembly                  Date: <u>2021-04-23</u></p>	<p><b>APPROVED BY:</b>                    Statutory Officer                  Date: <u>April 23, 2021</u></p>
---	---	--

**LEGISLATURE**



**Budget Adjustment No.: HOABT2021-026**

**TRANSFER TO:**

Accounting Distribution					Description	Amount
RC	ACAT	ACEL	LOBJ	DTC		
0249	110	0450	0611	000000	6.1.01.02 Office of the Information and Privacy Commissioner – Purchased Services	\$1,100.00
0249	110	0450	0710	000000	6.1.01.02 Office of the Information and Privacy Commissioner – Property, Furnishings and Equipment	\$2,600.00

**FUNDS REQUIRED FOR:**

*Purchases Services* - Services are more than anticipated.

*Property, Furnishings and Equipment* – Equipment costs are more than anticipated.

**TRANSFER FROM:**

Accounting Distribution					Description	Amount
RC	ACAT	ACEL	LOBJ	DTC		
0249	110	0450	0232	000000	6.1.01.02 Office of the Information and Privacy Commissioner – Employee Benefits	\$2,800.00
0249	100	0450	0110	000000	6.1.01.01 Office of the Information and Privacy Commissioner – Salaries	\$900.00

**REASON FUNDS ARE AVAILABLE:**

Travel is less than anticipated.

<p><b>VERIFIED BY:</b>                    Chief Financial Officer                  Date: <u>April 23/2021</u></p>	<p><b>APPROVED BY:</b>                    Clerk of the House of Assembly                  Date: <u>2021-04-23</u></p>	<p><b>APPROVED BY:</b>                    Statutory Officer                  Date: <u>April 23, 2021</u></p>
---	---	--



**LEGISLATURE**

Budget Adjustment No.: HOABT2021-027

**TRANSFER TO:**

Accounting Distribution					Description	Amount
RC	ACAT	ACEL	LOBJ	DTC		
0211	110	0600	0611	000000	3.1.01.02 Office of the Chief Electoral Officer – Purchased Services	\$280,000.00

**FUNDS REQUIRED FOR:**

Election costs more than anticipated.

**TRANSFER FROM:**




Accounting Distribution					Description	Amount
RC	ACAT	ACEL	LOBJ	DTC		
0206	100	0410	0130	000000	1.1.04.01 Members' Resources – Salaries	\$85,000.00
0202	110	0420	0367	000000	1.1.05.02 House Operations – Transportation and Communications	\$80,000.00
0208	110	0430	0611	000000	1.1.03.02 Hansard and The Broadcast Centre – Purchased Services	\$115,000.00

**REASON FUNDS ARE AVAILABLE:**

*Members' Resources* - Salary costs for Constituency Assistants and Constituency Assistant Replacements are less than anticipated.

*House Operations* - Travel is less than anticipated.

*Broadcast Centre* – Services are less than anticipated.

<p><b>VERIFIED BY:</b>                    Chief Financial Officer                   Date: <u>April 23, 2021</u></p>	<p><b>APPROVED BY:</b>                    Clerk of the House of Assembly                   Date: <u>2021-04-23</u></p>	<p><b>APPROVED BY:</b>                    Statutory Officer                   Date: <u>2021-04-23</u></p>
--	---	---

**LEGISLATURE**

Budget Adjustment No.: HOABT2021-028

**TRANSFER TO:**

Accounting Distribution					Description	Amount
RC	ACAT	ACEL	LOBJ	DTC		
0211	110	0600	0367	019632	3.1.01.02 Office of the Chief Electoral Officer – Transportation and Communications	\$596,100
0211	120	0600	0510	000000	3.1.01.02 Office of the Chief Electoral Officer – Professional Services	\$25,800
0211	110	0600	0611	019632	3.1.01.02 Office of the Chief Electoral Officer – Purchased Services	\$30,000

**FUNDS REQUIRED FOR:**

*Transportation and Communications* – To cover the cost of transportation and communication costs for the 2021 general election

*Professional Services* - To cover the cost of legal fees.

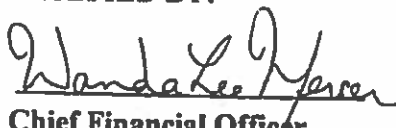

*Purchased Services* – To cover the cost of printing services for the 2021 general election

**TRANSFER FROM:**

Accounting Distribution					Description	Amount
RC	ACAT	ACEL	LOBJ	DTC		
0206	130	0410	0910	000000	1.1.04.09 Members' Resources – Allowances and Assistance	\$651,900

**REASON FUNDS ARE AVAILABLE:**

Expenditures are less than anticipated and it is estimated that Members will not avail of the maximum allowable funds.

<p><b>VERIFIED BY:</b>                    Chief Financial Officer                  Date: <u>April 27, 2021</u></p>	<p><b>APPROVED BY:</b>                    House of Assembly Management Commission                  Date: <u>April 28, 2021</u></p>
---	--

STATUTORY OFFICE: OFFICE OF THE AUDITOR GENERAL

**TRANSFER TO:**

Accounting Distribution					Description	Amount
RC	ACAT	ACEL	LOBJ	DTC	ACCOUNT NAME	
0226	120	0530	0510	000000	2.1.01.02 – Auditor General Operations - Professional Services	<u>\$60,000</u>

FUNDS REQUIRED FOR: To pay professional services for audit related expert advice

**TRANSFER FROM:**

Accounting Distribution					Description	Amount
RC	ACAT	ACEL	LOBJ	DTC	ACCOUNT NAME	
0226	100	0530	0110	000000	2.1.01.01 – Auditor General Operations - Salaries	<u>\$60,000</u>

REASON FUNDS ARE AVAILABLE: Several vacancies in staffing

**OFFICE OF THE AUDITOR GENERAL**

DEPUTY AUDITOR GENERAL	AUDITOR GENERAL
	<i>Sandra Fussell</i>

**AUTHORITY TO TRANSFER FUNDS (Section 4.1, House of Assembly Transfer of Funds Policy)**

CLERK OF THE HOUSE OF ASSEMBLY: (Designate)
<i>Sandra Baucus, Clerk</i>

**House of Assembly Management Commission  
Briefing Note**

**Title:** Audited Financial Information – House of Assembly & Statutory Offices

**Issue:** Approval of the audited financial information of the House of Assembly & Statutory Offices for fiscal years ended 31 March 2020.

**Background:**

- Pursuant to Section 43 of the House of Assembly Accountability, Integrity and Administration Act (the Act), an annual audit is required of the accounts of the House of Assembly and Statutory Offices by an auditor appointed by the Commission.
- Paragraph 23(7)(d) of the Act states that the Audit Committee must review the audited financial information, its report and recommendations with the auditor, and recommend their approval to the Management Commission.
- A recommendation for approval of the audited financial statements for the year ended 31 March 2020 was delayed coming forward from the Audit Committee due to changes in the membership of the Committee in the fall of 2020. It was further delayed as the Committee was unable to meet during the dissolution period between the 49<sup>th</sup> and 50<sup>th</sup> General Assemblies, and did not meet to review the statements and recommend their approval until July 2021.
- The Auditor General informed the Audit Committee that the Office of the Auditor General had not identified any significant matters to report. In correspondence dated September 16, 2021 (see Attachment 1), the Audit Committee recommends that the Commission approve and sign the financial statements for the fiscal year ended 31 March 2020 (see Attachment 2) pursuant to paragraph 23(7)(d) of the Act.

**Analysis:**

**Legal Consultation:**

Not applicable

**Internal Consultation(s):**

Audit Committee

**External Consultation(s):**

Not applicable

**Comparison to Government Policy:**

Not applicable

**Financial Impact:**

Not applicable

**Legislative Impact:**

Not applicable

**Options:**

- Approve the audited financial information for the House of Assembly and Statutory Offices for the fiscal years ended 31 March 2020 as recommended by the Audit Committee.

**Status:**

- Approval of the audited financial for the fiscal year ended 31 March 2020 for the House of Assembly and Statutory Offices remains outstanding.

**Action Required:**

- The Commission approves the audited financial information for April 1, 2019 to March 31, 2020 for the House of Assembly and Statutory Offices, as recommended by the Audit Committee.

Prepared by: Bobbi Russell  
Date: September 14, 2021

Approved by: Sandra Barnes

**Attachments:**

1. Letter from Chair of Audit Committee to Speaker – dated September 16, 2021
2. Audited Financial Statements – year ended 31 March 2020



September 16, 2021

Hon. Derek Bennett

Chair, Management Commission

Dear Mr. Bennett,

Please be advised that, on July 15, 2021, the Audit Committee discussed with the Auditor General the results of audits of the House of Assembly and Statutory Offices carried out pursuant to subsection 43(6) of the *House of Assembly Accountability, Integrity and Administration Act* ("the Act") and the Management Certification for the fiscal year ended March 31, 2020. The Committee's consideration of these matters was delayed by changes in the membership of the committee in the fall of 2020. It was further delayed as the committee was unable to meet during the dissolution period leading to the election of the 50<sup>th</sup> General Assembly.

The Auditor General informed the Committee that the Office of the Auditor General has not identified any significant matters to report. Therefore, under paragraph 23(7)(d) of the Act, the Audit Committee recommends that the Commission approve and sign the financial statements for the fiscal year ended March 31, 2020.

Kind regards,

A handwritten signature in blue ink, appearing to read "Paul Pike".

Paul Pike, MHA

Chair, Audit Committee



OFFICE OF THE AUDITOR GENERAL  
NEWFOUNDLAND AND LABRADOR

September 29, 2020

Ref: DP02-F4220

The Honourable Scott Reid, MHA  
Chair of the House of Assembly  
Management Commission  
House of Assembly  
P.O. Box 8700  
St. John's, Newfoundland and Labrador  
A1B 4J6

In accordance with Section 43 of the House of Assembly Accountability, Integrity and Administration Act (the Act), I have performed the audit of the House of Assembly and its Statutory Offices (the Assembly) for the year ended March 31, 2020. Section 43(6) of the Act requires that the audit consist of:

- an opinion on whether the accounts were fairly presented in accordance with the accounting policies noted;
- an opinion on whether the expenses incurred were in accordance with the policies of the House of Assembly Management Commission and, where applicable, the policies of the Executive Branch of Government; and
- an opinion on whether the Clerk of the House of Assembly's assessment of the effectiveness of internal controls was fairly stated and whether the internal controls were operating effectively.

### **Canadian generally accepted auditing standards**

My audit of the Assembly was performed in accordance with Canadian generally accepted auditing standards. Canadian generally accepted auditing standards require that an audit be designed to provide reasonable assurance that the information taken as a whole is free of material misstatement. Reasonable assurance is a concept relating to the accumulation of the audit evidence necessary for the auditor to conclude that there is no material misstatement in the information taken as a whole. Reasonable assurance relates to the whole audit process.

The concept of materiality recognizes that some matters, either individually or in the aggregate, are considered important or critical to those making a decision relating to the financial information or the reliability of a system of control. If an error in the financial information or a weakness in the system of control is significant enough to change or influence the decision of the informed decision maker, a material error or weakness is deemed to have occurred. Below this threshold, any errors or weaknesses are regarded as immaterial. Errors or weaknesses may arise from a number of causes such as fraud or error, departures from accounting policies, inappropriate estimates, non-compliance with policy directives or less than adequate disclosure.

### **My Audit of the House of Assembly and its Statutory Offices**

As part of my audit, I must review and consider any additional work performed by others in relation to the system of internal control. During the year ended March 31, 2020, the firm of Grant Thornton was engaged to assist the Clerk in completing the annual Management Certification. Further, the Office of the Comptroller General continued to perform a number of reviews of the systems, files and supporting documentation. The comments and recommendations of both Grant Thornton and the Office of the Comptroller General should continue to be considered by the Management Commission (the Commission) and the Clerk in an effort to strengthen the system of control in the future.

No significant findings came to my attention during the audit of the Assembly.

### **Annual Report**

I understand that the Commission will be producing an Annual Report that will include a reproduction of the financial information for the year ended March 31, 2020. As my Office performed the audit relating to this financial information, my Independent Auditor's Report should also be attached to the reproduction. In this regard, my consent should be obtained in any case where an Annual Report is to contain any reproduction or publication of my Independent Auditor's Report or any portion thereof.

Further, I request that prior to the release of the Commission's Annual Report, you provide me with a complete copy of the draft Annual Report. I will then determine, in accordance with the recommendations outlined in the Chartered Professional Accountants of Canada Handbook, whether the financial information and Independent Auditor's Report have been accurately reproduced and whether the other information contained in the draft Annual Report is consistent with the audited financial information. I also request that the Commission's Annual Report not be finalized or released until my Office has completed the review.



I express my appreciation for the cooperation and assistance extended to my staff during the audit.

Yours truly,



**SANDRA RUSSELL, CPA, CA**  
**Auditor General (A)**

c.c. Ms. Sandra Barnes ✓  
Clerk of the House of Assembly

House of Assembly Audit Committee:

Ms. Alison Coffin, MHA, Member

Ms. Beverly Evans, FCPA, FCA, ICD.D, Member

Ms. Deborah Collis, CPA, CA, Member

**HOUSE OF ASSEMBLY  
AND ITS STATUTORY OFFICES**

**FINANCIAL INFORMATION  
AND  
MANAGEMENT CERTIFICATION**

**MARCH 31, 2020**

**HOUSE OF ASSEMBLY  
AND ITS STATUTORY OFFICES**

**FINANCIAL INFORMATION**

**MARCH 31, 2020**



OFFICE OF THE AUDITOR GENERAL  
NEWFOUNDLAND AND LABRADOR

## INDEPENDENT AUDITOR'S REPORT

To the Members of the House of Assembly Management Commission  
Province of Newfoundland and Labrador

### Opinion

I have audited the financial information of the House of Assembly and its Statutory Offices (the Assembly), which comprises the schedule of assets and liabilities as at March 31, 2020, the schedule of expenditure and related revenue, the schedule of gross expenditure and unexpended balances for the year then ended and a summary of significant accounting policies and other explanatory information. The financial information has been prepared by management of the Assembly to comply with the requirements of the House of Assembly Accountability, Integrity and Administration Act (the Act).

I have also audited, in accordance with section 43(6)(b) of the Act, the expenses incurred by the Assembly to determine whether they were in accordance with the policies of the House of Assembly Management Commission and, where applicable, the policies of the Executive Branch of Government.

As well, I have audited, in accordance with section 43(6)(c) of the Act, the assessment of the Clerk of the House of Assembly of the effectiveness of the internal controls of the Assembly as at March 31, 2020.

In my opinion, the financial information of the Assembly for the year ended March 31, 2020 is prepared, in all material respects, in accordance with the accounting policies disclosed in Note 1(a).

Also, in my opinion, the expenses incurred by the Assembly were in accordance with the policies of the House of Assembly Management Commission which were in place during the year and, where applicable, the policies of the Executive Branch of Government.

As well, in my opinion, the assessment of internal controls by the Clerk of the House of Assembly over financial reporting at the Assembly as at March 31, 2020, was fairly stated and the internal controls over financial reporting at the Assembly were operating effectively, in all material respects, as at that date.

## **Independent Auditor's Report (cont.)**

### **Basis for Opinion**

I conducted my audit in accordance with Canadian generally accepted auditing standards. My responsibilities under those standards are further described in the Auditor's Responsibilities for the Audit of the Financial Information section of my report. I am independent of the Assembly in accordance with the ethical requirements that are relevant to my audit of the financial information in Canada, and I have fulfilled my other ethical responsibilities in accordance with these requirements. I believe that the audit evidence I have obtained is sufficient and appropriate to provide a basis for my opinion.

### **Emphasis of Matter – Basis of Accounting and Restriction on Use**

Without modifying my opinion, I draw attention to Note 1(a) to the financial information, which describes the basis of accounting. The financial information is prepared solely to assist the House of Assembly Management Commission to comply with the requirements of the Act. As a result, the financial information may not be suitable for another purpose. My report is intended solely for the use of the House of Assembly Management Commission and should not be used by anyone other than the specified user.

### **Other Information**

Management is responsible for the other information. The other information comprises the information included in the annual report, but does not include the financial information and my auditor's report thereon. The annual report is expected to be made available to me after the date of this auditor's report.

My opinion on the financial information does not cover the other information and I will not express any form of assurance conclusion thereon.

In connection with my audit of the financial information, my responsibility is to read the other information identified above when it becomes available and, in doing so, consider whether the other information is materially inconsistent with the financial information or my knowledge obtained in the audit, or otherwise appears to be materially misstated. When I read the annual report, if I conclude that there is a material misstatement therein, I am required to communicate the matter to those charged with governance.

### **Responsibilities of Management and Those Charged with Governance for the Financial Information**

Management is responsible for the preparation of the financial information in accordance with the accounting policies disclosed in Note 1(a), and for such internal control as management determines is necessary to enable the preparation of financial information that is free from material misstatement, whether due to fraud or error.

## **Independent Auditor's Report (cont.)**

In preparing the financial information, management is responsible for assessing the Assembly's ability to continue as a going concern, disclosing, as applicable, matters related to going concern and using the going concern basis of accounting unless the Government of Newfoundland and Labrador either intends to cease operations, or has no realistic alternative but to do so.

Those charged with governance are responsible for overseeing the Assembly's financial reporting process.

### **Auditor's Responsibilities for the Audit of the Financial Information**

My objectives are to obtain reasonable assurance about whether the financial information as a whole is free from material misstatement, whether due to fraud or error, and to issue an auditor's report that includes my opinion. Reasonable assurance is a high level of assurance, but is not a guarantee that an audit conducted in accordance with Canadian generally accepted auditing standards will always detect a material misstatement when it exists. Misstatements can arise from fraud or error and are considered material if, individually or in the aggregate, they could reasonably be expected to influence the economic decisions of users taken on the basis of the financial information.

As part of an audit in accordance with Canadian generally accepted auditing standards, I exercise professional judgment and maintain professional skepticism throughout the audit. I also:

- Identify and assess the risks of material misstatement of the financial information, whether due to fraud or error, design and perform audit procedures responsive to those risks, and obtain audit evidence that is sufficient and appropriate to provide a basis for my opinion. The risk of not detecting a material misstatement resulting from fraud is higher than for one resulting from error, as fraud may involve collusion, forgery, intentional omissions, misrepresentations, or the override of internal control.
- Obtain an understanding of internal control relevant to the audit in order to design audit procedures that are appropriate in the circumstances, but typically not for the purpose of expressing an opinion on the effectiveness of the Assembly's internal control.
- Evaluate the appropriateness of accounting policies used and the reasonableness of accounting estimates and related disclosures made by management.
- Conclude on the appropriateness of management's use of the going concern basis of accounting and, based on the audit evidence obtained, whether a material uncertainty exists related to events or conditions that may cast significant doubt on the Assembly's ability to continue as a going concern. If I conclude that a material uncertainty exists, I am required to draw attention in my auditor's report to the related disclosures in the financial information or, if such disclosures are inadequate, to modify my opinion. My conclusions are based on the audit evidence obtained up to the date of my auditor's report. However, future events or conditions may cause the Assembly to cease to continue as a going concern.

## Independent Auditor's Report (cont.)

- Evaluate the overall presentation, structure and content of the financial information, including the disclosures, and whether the financial information represents the underlying transactions and events in accordance with the accounting policies disclosed in Note 1(a).

The internal control over financial reporting by the Assembly is a process designed to provide reasonable assurance regarding the reliability of financial reporting and the preparation of financial information. The internal control over financial reporting by the Assembly includes those policies and procedures that: (1) pertain to the maintenance of records that, in reasonable detail, accurately and fairly reflect the transactions and dispositions of the assets of the Assembly; (2) provide reasonable assurance that transactions are recorded as necessary to permit preparation of financial information in accordance with the accounting policies disclosed in the financial information, and that receipts and expenditures of the Assembly are being made only in accordance with proper authorizations; and (3) provide reasonable assurance regarding prevention or timely detection of unauthorized acquisition, use, or disposition of the assets of the Assembly that could have a material effect on the financial information.

Because of its inherent limitations, internal control over financial reporting may not prevent or detect misstatements. Also, projections of any evaluation of effectiveness to future periods are subject to the risk that controls may become inadequate because of changes in conditions, or that the degree of compliance with the policies or procedures may deteriorate.

I communicate with those charged with governance regarding, among other matters, the planned scope and timing of the audit and significant audit findings, including any significant deficiencies in internal control that I identify during my audit.



**SANDRA RUSSELL, CPA, CA**  
**Auditor General (A)**

September 29, 2020  
St. John's, Newfoundland and Labrador

**HOUSE OF ASSEMBLY AND ITS STATUTORY OFFICES  
 PROVINCE OF NEWFOUNDLAND AND LABRADOR  
 SCHEDULE OF ASSETS AND LIABILITIES**

As at March 31

2020

2019

**ASSETS**

Cash held in trust (Note 2)	\$ 5,960	\$ 1,561
Accounts receivable (Note 3)	66,587	93,868
Prepaid expenses (Note 4)	99,999	72,605
Tangible capital assets (Note 5)	537,134	382,422
<b>Total assets</b>	<b>\$ 709,680</b>	<b>\$ 550,456</b>

**LIABILITIES**

Accounts payable	\$ 3,109	\$ 6,266
Accrued payroll	598,320	483,755
Accrued paid and annual leave	2,299,770	2,297,925
Accrued overtime	46,746	70,933
Accrued sick leave	30,969	55,345
Accrued severance pay (Note 6)	1,016,069	1,850,298
Trust liability (Note 2)	5,960	1,561
<b>Total liabilities</b>	<b>\$ 4,000,943</b>	<b>\$ 4,766,083</b>

**Pensions and Group Health and Life Insurance Benefits (Note 7)**

**Contingent liabilities (Note 8)**

**Contractual obligations (Note 9)**

See accompanying notes

Signed on behalf of the  
 House of Assembly  
 Management Commission:

\_\_\_\_\_  
 Chair of the House of Assembly  
 Management Commission

\_\_\_\_\_  
 Member of the House of Assembly  
 Management Commission



**HOUSE OF ASSEMBLY AND ITS STATUTORY OFFICES  
PROVINCE OF NEWFOUNDLAND AND LABRADOR  
SCHEDULE OF EXPENDITURE AND RELATED REVENUE  
For the Year Ended March 31**

	2020 Actual	Estimates		2019 Actual
		Amended	Original	
<b>HOUSE OF ASSEMBLY</b>				
<b>Administrative Support</b>				
Salaries	\$ 1,806,340	\$ 1,820,600	\$ 1,932,600	\$ 1,638,867
Employee benefits	5,316	5,500	4,500	2,723
Transportation and communications	49,850	67,400	68,800	42,060
Supplies	25,560	36,200	36,200	18,031
Professional services	46,272	61,100	61,100	41,624
Purchased services	63,854	67,400	62,000	31,263
Property, furnishings and equipment	39,225	87,100	92,500	48,430
	2,036,417	2,145,300	2,257,700	1,822,998
Revenue - Provincial	(2,507)	-	-	(2,768)
<b>Total: Administrative Support</b>	<b>2,033,910</b>	<b>2,145,300</b>	<b>2,257,700</b>	<b>1,820,230</b>
<b>Legislative Library and Records Management</b>				
Salaries	653,607	660,500	660,500	655,411
Employee benefits	254	700	900	2,197
Transportation and communications	4,620	7,600	10,200	6,248
Supplies	47,393	49,600	47,000	46,807
Purchased services	7,402	8,500	8,500	8,357
<b>Total: Legislative Library and Records Management</b>	<b>713,276</b>	<b>726,900</b>	<b>727,100</b>	<b>719,020</b>

**HOUSE OF ASSEMBLY AND ITS STATUTORY OFFICES  
PROVINCE OF NEWFOUNDLAND AND LABRADOR  
SCHEDULE OF EXPENDITURE AND RELATED REVENUE  
For the Year Ended March 31**

	<b>2020 Actual</b>	<u>Estimates</u>		<b>2019 Actual</b>
		Amended	Original	
<b>HOUSE OF ASSEMBLY (cont.)</b>				
<b>Hansard and the Broadcast Centre</b>				
Salaries	628,040	638,000	638,000	599,190
Employee benefits	710	800	600	663
Transportation and communications	11,571	13,300	13,300	5,983
Supplies	32,229	45,400	26,600	20,738
Professional services	-	1,200	20,000	-
Purchased services	157,732	211,400	213,700	153,511
Property, furnishings and equipment	236,247	237,300	235,000	35,995
<b>Total: Hansard and the Broadcast Centre</b>	<b>1,066,529</b>	<b>1,147,400</b>	<b>1,147,200</b>	<b>816,080</b>
<b>Members' Resources</b>				
Salaries	6,562,055	6,573,200	6,532,600	6,202,139
Transportation and communications	37,677	37,700	5,200	32,104
Professional services	3,480	3,500	-	100,528
Purchased services	20,277	21,200	10,000	1,144
Allowances and assistance	1,225,393	2,351,800	2,362,800	1,490,086
Grants and subsidies	2,972	4,500	4,500	4,152
	7,851,854	8,991,900	8,915,100	7,830,153
Revenue - Provincial	(68,854)	-	-	(95,472)
<b>Total: Members' Resources</b>	<b>7,783,000</b>	<b>8,991,900</b>	<b>8,915,100</b>	<b>7,734,681</b>

**HOUSE OF ASSEMBLY AND ITS STATUTORY OFFICES  
PROVINCE OF NEWFOUNDLAND AND LABRADOR  
SCHEDULE OF EXPENDITURE AND RELATED REVENUE  
For the Year Ended March 31**

	<b>2020 Actual</b>	<u>Estimates</u>		<b>2019 Actual</b>
		Amended	Original	
<b>HOUSE OF ASSEMBLY (cont.)</b>				
<b>House Operations</b>				
Salaries	152,963	153,800	193,700	168,914
Employee benefits	6,150	6,200	5,900	5,050
Transportation and communications	57,548	99,000	125,700	91,306
Supplies	5,491	14,500	14,500	12,641
Professional services	720	3,900	3,900	2,650
Purchased services	65,327	70,300	41,500	70,774
Property, furnishings and equipment	221	1,700	1,700	-
Grants and subsidies	8,241	11,500	11,500	11,457
	<b>296,661</b>	<b>360,900</b>	<b>398,400</b>	<b>362,792</b>
Revenue - Provincial	-	-	-	(8,769)
<b>Total: House Operations</b>	<b>296,661</b>	<b>360,900</b>	<b>398,400</b>	<b>354,023</b>
<b>Government Members' Caucus</b>				
Salaries	344,336	345,100	475,300	522,373
Employee Benefits	-	1,700	1,700	-
Transportation and communications	12,440	23,000	23,000	18,031
Supplies	10,145	13,200	13,200	12,049
Purchased services	1,817	10,000	10,000	3,600
Property, furnishings and equipment	155	3,200	3,200	2,345
Grants and subsidies	27,921	29,500	38,600	38,665
<b>Total: Government Members' Caucus</b>	<b>396,814</b>	<b>425,700</b>	<b>565,000</b>	<b>597,063</b>

**HOUSE OF ASSEMBLY AND ITS STATUTORY OFFICES  
PROVINCE OF NEWFOUNDLAND AND LABRADOR  
SCHEDULE OF EXPENDITURE AND RELATED REVENUE  
For the Year Ended March 31**

	2020 Actual	Estimates		2019 Actual
		Amended	Original	
<b>HOUSE OF ASSEMBLY (cont.)</b>				
<b>Official Opposition Caucus</b>				
Salaries	1,062,701	1,091,700	950,600	1,308,462
Employee benefits	232	2,500	2,500	646
Transportation and communications	35,807	71,700	75,900	33,834
Supplies	15,832	19,900	19,900	13,324
Purchased services	16,256	18,700	18,700	15,195
Property, furnishings and equipment	8,547	8,900	4,700	6,250
Grants and subsidies	20,494	21,000	11,900	11,655
<b>Total: Official Opposition Caucus</b>	<b>1,159,869</b>	<b>1,234,400</b>	<b>1,084,200</b>	<b>1,389,366</b>
<b>Third Party Caucus</b>				
Salaries	386,938	412,000	391,800	380,804
Employee benefits	-	1,000	1,000	-
Transportation and communications	12,081	20,300	21,100	10,527
Supplies	6,472	7,800	7,800	4,632
Purchased services	3,407	8,100	8,400	8,872
Property, furnishings and equipment	2,925	3,000	1,900	1,719
Grants and subsidies	11,392	11,900	11,900	11,655
<b>Total: Third Party Caucus</b>	<b>423,215</b>	<b>464,100</b>	<b>443,900</b>	<b>418,209</b>
<b>TOTAL: HOUSE OF ASSEMBLY</b>	<b>13,873,274</b>	<b>15,496,600</b>	<b>15,538,600</b>	<b>13,848,672</b>
<b>OFFICE OF THE CHIEF ELECTORAL OFFICER</b>				
Salaries	3,578,954	4,171,600	4,631,600	1,005,811
Employee benefits	3,920	4,500	4,500	640
Transportation and communications	664,016	1,337,700	1,346,000	56,037
Supplies	82,093	134,100	134,100	33,545
Professional services	41,220	41,300	33,000	110,895
Purchased services	1,017,648	1,124,900	1,124,900	266,128
Property, furnishings and equipment	44,894	73,300	73,300	68,241
Grants and subsidies	591,035	592,000	132,000	64,263
	6,023,780	7,479,400	7,479,400	1,605,560
Revenue (Provincial)	(2,507)	-	-	(23,578)
<b>Total: Office of the Chief Electoral Officer</b>	<b>6,021,273</b>	<b>7,479,400</b>	<b>7,479,400</b>	<b>1,581,982</b>

**HOUSE OF ASSEMBLY AND ITS STATUTORY OFFICES  
 PROVINCE OF NEWFOUNDLAND AND LABRADOR  
 SCHEDULE OF EXPENDITURE AND RELATED REVENUE  
 For the Year Ended March 31**

	<b>2020 Actual</b>	<u>Estimates</u>		<b>2019 Actual</b>
		Amended	Original	
<b>OFFICE OF THE CITIZENS' REPRESENTATIVE</b>				
Salaries	706,779	719,000	677,000	667,228
Employee benefits	1,392	8,000	8,000	2,510
Transportation and communications	12,067	32,600	34,800	19,932
Supplies	1,766	5,000	5,000	2,002
Professional services	10,408	12,000	12,000	-
Purchased services	63,908	92,700	92,700	64,764
Property, furnishings and equipment	4,885	6,200	4,000	3,544
<b>Total: Office of the Citizens' Representative</b>	<b>801,205</b>	<b>875,500</b>	<b>833,500</b>	<b>759,980</b>
<b>OFFICE OF THE CHILD AND          YOUTH ADVOCATE</b>				
Salaries	1,142,413	1,150,100	1,150,100	1,196,961
Employee benefits	1,980	3,500	3,500	2,828
Transportation and communications	53,734	63,900	65,400	112,112
Supplies	5,838	6,000	6,000	10,527
Professional services	7,035	9,000	9,000	153,618
Purchased services	151,684	160,900	160,900	193,361
Property, furnishings and equipment	5,408	5,500	4,000	15,191
<b>Total: Office of the Child and          Youth Advocate</b>	<b>1,368,092</b>	<b>1,398,900</b>	<b>1,398,900</b>	<b>1,684,598</b>



**HOUSE OF ASSEMBLY AND ITS STATUTORY OFFICES  
 PROVINCE OF NEWFOUNDLAND AND LABRADOR  
 SCHEDULE OF EXPENDITURE AND RELATED REVENUE  
 For the Year Ended March 31**

	2020 Actual	Estimates		2019 Actual
		Amended	Original	
<b>OFFICE OF THE INFORMATION AND                  PRIVACY COMMISSIONER</b>				
Salaries	992,156	1,093,300	1,116,800	1,071,488
Employee benefits	4,745	6,500	6,500	2,151
Transportation and communications	26,132	31,400	32,800	23,446
Supplies	5,757	7,600	7,700	6,826
Professional services	72,367	72,400	50,000	28,891
Purchased services	121,036	122,400	122,400	118,640
Property, furnishings and equipment	3,580	3,600	1,000	4,981
<b>Total: Office of the Information and                  Privacy Commissioner</b>	<b>1,225,773</b>	<b>1,337,200</b>	<b>1,337,200</b>	<b>1,256,423</b>
<b>OFFICE OF THE SENIORS' ADVOCATE</b>				
Salaries	366,160	386,400	386,400	326,146
Employee benefits	1,281	5,700	5,700	500
Transportation and communications	13,075	45,900	45,900	11,648
Supplies	2,079	5,000	5,000	2,769
Professional services	-	9,000	9,000	-
Purchased services	35,080	44,000	44,000	35,114
Property, furnishings and equipment	3,358	4,000	4,000	3,324
<b>Total: Office of the Seniors' Advocate</b>	<b>421,033</b>	<b>500,000</b>	<b>500,000</b>	<b>379,501</b>
<b>TOTAL: HOUSE OF ASSEMBLY AND                  ITS STATUTORY OFFICES</b>	<b>\$ 23,710,650</b>	<b>\$ 27,087,600</b>	<b>\$ 27,087,600</b>	<b>\$ 19,511,156</b>

See accompanying notes

**HOUSE OF ASSEMBLY AND ITS STATUTORY OFFICES  
 PROVINCE OF NEWFOUNDLAND AND LABRADOR  
 SCHEDULE OF GROSS EXPENDITURE AND UNEXPENDED BALANCES  
 For the Year Ended March 31**

	2020	2019
Original estimates (net)	\$ 27,087,600	\$ 21,134,600
Add: transfers of estimates	-	335,500
Add back revenues estimates net of transfers and statutory payments	-	45,800
<b>Original estimates of expenditure</b>	<b>27,087,600</b>	<b>21,515,900</b>
<b>Total appropriation</b>	<b>27,087,600</b>	<b>21,515,900</b>
<b>Total net expenditure</b>	<b>23,710,650</b>	<b>19,511,156</b>
<b>Add: revenue</b>	<b>73,868</b>	<b>130,587</b>
<b>Total gross expenditure</b>	<b>23,784,518</b>	<b>19,641,743</b>
<b>Unexpended balance of appropriation</b>	<b>\$ 3,303,082</b>	<b>\$ 1,874,157</b>

See accompanying notes

**HOUSE OF ASSEMBLY AND ITS STATUTORY OFFICES  
PROVINCE OF NEWFOUNDLAND AND LABRADOR  
NOTES TO FINANCIAL INFORMATION  
March 31, 2020**

---

**Authority, nature of operations and basis of consolidation**

The House of Assembly of Newfoundland and Labrador consists of 40 Members each of whom has been elected by the voters in the Provincial district which they represent. The House of Assembly in conjunction with the Lieutenant-Governor is known as the Legislature and its main role is to be the official law maker for all Provincial legislation. The Assembly debates draft legislation, estimates, etc. and approves legislation or amendments for signature by the Lieutenant-Governor (Royal Assent).

This financial information reflects the financial operations of the House of Assembly and its Statutory Offices, as defined by the House of Assembly Accountability, Integrity and Administration Act (the Act). This financial information does not include the financial information of the Office of the Auditor General, which is another Statutory Office of the House of Assembly. The financial information of the Office of the Auditor General is audited by an independent firm of public accountants and presented under separate cover.

**1. Summary of Significant Accounting Policies**

**(a) Basis of Presentation**

The Schedule of Assets and Liabilities has been prepared on the accrual basis of accounting, consistent with the basis of accounting used in the preparation of the Consolidated Summary Financial Statements of the Province of Newfoundland and Labrador.

The Schedule of Expenditure and Related Revenue and the Schedule of Gross Expenditure and Unexpended Balances have been prepared on the modified cash basis of accounting, consistent with the basis of accounting in the preparation of the Report on the Program Expenditures and Revenues of the Consolidated Revenue Fund. In addition to the actual expenditure and related revenue for the year, for information purposes, the Schedule of Expenditure and Related Revenue includes the original and amended estimates for the House of Assembly and its Statutory Offices.

The accounting policies are also consistent with those used in the preparation of the Consolidated Summary Financial Statements of the Province of Newfoundland and Labrador except that this financial information does not include a provision for non-vesting severance benefits.



**HOUSE OF ASSEMBLY AND ITS STATUTORY OFFICES  
 PROVINCE OF NEWFOUNDLAND AND LABRADOR  
 NOTES TO FINANCIAL INFORMATION  
 March 31, 2020**

---

**1. Summary of Significant Accounting Policies (cont.)**

(b) Measurement Uncertainty

The preparation of financial information in conformity with the policies described in Note 1(a) requires management to make estimates and assumptions that affect the reported amounts of assets and liabilities at the date of the Schedule of Assets and Liabilities. Items requiring the use of significant estimates include the allowance for doubtful accounts, the provision for accrued sick leave and the useful lives of tangible capital assets.

Estimates are based on the best information available at the time of preparation of the financial information and are reviewed annually to reflect new information as it becomes available. Measurement uncertainty exists in this financial information. Actual results could differ from these estimates.

**2. Cash Held in Trust**

The \$5,960 (2019 - \$1,561) of cash held in trust is held by the Office of the Chief Electoral Officer. There is a corresponding liability for this amount. These monies, including nomination fees, were deposited by candidates in General Elections and in by-elections from funds provided to the candidates in support of their respective election campaigns.

Candidates' nomination fees of \$200 per candidate are held until candidates file papers to have these fees reimbursed. Excess funds that exceed the campaign limits per the Elections Act, 1991 are held in trust until the next Provincial general election.

**3. Accounts receivable**

	<u>2020</u>	<u>2019</u>
Due from Judgment Enforcements		
- former Members of the House of Assembly	\$ 62,721	\$ 91,201
Other amounts due from Judgment Enforcements	2,788,712	2,788,712
Miscellaneous amounts	3,866	2,667
	<b>2,855,299</b>	2,882,580
Less: allowance for doubtful accounts	<b>(2,788,712)</b>	<b>(2,788,712)</b>
<b>Total accounts receivable</b>	<b>\$ 66,587</b>	<b>\$ 93,868</b>

The accounts receivable and the related allowance for doubtful accounts for amounts due from Judgment Enforcements - former Members of the House of Assembly and Other amounts due from Judgment Enforcements were provided by the Office of the Comptroller General.

HOUSE OF ASSEMBLY AND ITS STATUTORY OFFICES  
 PROVINCE OF NEWFOUNDLAND AND LABRADOR  
 NOTES TO FINANCIAL INFORMATION  
 March 31, 2020

4. Prepaid expenses

	<u>2020</u>	<u>2019</u>
Memberships and subscriptions	\$ 73,060	\$ 47,576
Travel and other	26,939	25,029
<b>Total prepaid expenses</b>	<b>\$ 99,999</b>	<b>\$ 72,605</b>

5. Tangible Capital Assets

	<u>Furniture and Equipment</u>
<b>Cost</b>	
Balance, March 31, 2019	\$ 1,458,378
Additions	247,455
Disposals	(209,218)
Balance, March 31, 2020	1,496,615
<b>Accumulated amortization</b>	
Balance, March 31, 2019	1,075,956
Amortization expense	90,073
Disposals	(206,548)
Balance, March 31, 2020	959,481
<b>Net book value, March 31, 2020</b>	<b>\$ 537,134</b>
Net book value, March 31, 2019	\$ 382,422

These assets are amortized over a 10-year period.

**HOUSE OF ASSEMBLY AND ITS STATUTORY OFFICES  
PROVINCE OF NEWFOUNDLAND AND LABRADOR  
NOTES TO FINANCIAL INFORMATION  
March 31, 2020**

---

**6. Accrued severance pay**

The liability for severance pay in the amount of \$1,016,069 (2019 - \$1,850,298) is reported on the accrual basis of accounting on the Schedule of Assets and Liabilities and is calculated based on years of service and current salary levels.

Members of the House of Assembly are eligible for severance pay when they cease to be Members. Severance pay for Members is based on one month's basic indemnity for each year of service and is prorated for part of the year's service. Minimum severance for Members is three months' pay, while maximum is twelve months' pay. This applies to Members elected on or before November 29, 2015.

Members elected on or after November 30, 2015 must serve at least 3 years in order to be eligible for severance. Any Member who is disqualified from being a Member pursuant to Part V of the Act other than the failure to be re-elected or the resignation of his/her seat, is not eligible to receive severance. If a Member's service ends prior to the end of an Assembly, the severance will be pro-rated for the years of service as outlined in the Severance Policy for Members. No provision has been made for non-vesting severance benefits.

Contracts for political support staff were renewed on January 31, 2019 in order to implement revised severance benefits. Under the new contracts, political support staff are entitled to pay of either 30 calendar days or six weeks, depending on their contract. The entitlement is not dependent on years of service. Political support staff who resign from their positions or those who are dismissed during the probationary period are not entitled to any severance benefit. No provision has been made in this financial information for severance pay for political support staff under the new contracts. The severance liability as at March 31, 2020 includes severance owing to individuals who deferred receiving their severance entitlement under previous contracts.

Executive, management and non-management/non-union employees of the House of Assembly and Statutory Offices as at May 31, 2018 were entitled to severance pay. No further severance will accrue for these employees after May 31, 2018. All employees had the option of receiving their severance entitlement prior to March 31, 2019 or deferring it to a later date. The severance liability as at March 31, 2020 includes severance owing to employees who deferred receiving their severance entitlement.



**HOUSE OF ASSEMBLY AND ITS STATUTORY OFFICES  
PROVINCE OF NEWFOUNDLAND AND LABRADOR  
NOTES TO FINANCIAL INFORMATION  
March 31, 2020**

---

**7. Pensions and Group Health and Life Insurance Benefits**

Members participate in the Members of the House of Assembly Pension Plan (MHA Pension Plan), as defined by the Members of the House of Assembly Retiring Allowances Act. Members who were contributing to another private or employer related pension plan may opt out of the MHA Pension Plan for their first General Assembly provided the decision is made prior to the first payment of salary. The Members are required to participate in the MHA Pension Plan upon subsequent re-election.

The staff of the House of Assembly and Statutory Offices participate in the Public Service Pension Plan (PSPP), as defined by the Public Service Pension Act, 2019 (the Act), or the Government Money Purchase Pension Plan (GMPP).

Amounts are paid out of the Consolidated Revenue Fund (CRF) to match the pension contributions of Members and staff who participate in the PSPP or the MHA Pension Plan. Amounts are also paid out of the CRF to generally match the pension contributions of staff who participate in the GMPP. These amounts are costs of the Province of Newfoundland and Labrador and are not reflected in this financial information.

Provident<sup>10</sup> is the corporation which administers the PSPP, including payments of pension benefits to retired employees whom the Act applies. All PSPP contributions are remitted to Provident<sup>10</sup>.

Under the Pensions Funding Act, the Province is responsible for liabilities for the cost of future pensions in excess of the contributions made by Members of the MHA Pension Plan and the CRF. Any unfunded pension liabilities relating to the Members of the House of Assembly are liabilities of the Province and are not reflected in this financial information.

All retired employees and Members of the Legislature who participate in the MHA Pension Plan or the PSPP are eligible to participate in the Province's Group Health and Life Insurance Program. Amounts are paid out of the CRF to match the amounts deducted from those who participate in this program. These amounts are costs of the Province of Newfoundland and Labrador and are not reflected in this financial information.

The Province is responsible for any liability relating to the group health and life insurance program. Any unfunded liabilities relating to the Members or staff of the House of Assembly and its Statutory Offices are liabilities of the Province and are not reflected in this financial information.

Details regarding the MHA Pension Plan, the PSPP, the GMPP and the Group, Health and Life Insurance Program are outlined in the Public Accounts of the Province of Newfoundland and Labrador.

**HOUSE OF ASSEMBLY AND ITS STATUTORY OFFICES**  
**PROVINCE OF NEWFOUNDLAND AND LABRADOR**  
**NOTES TO FINANCIAL INFORMATION**  
**March 31, 2020**

---

**8. Contingent Liabilities**

There have been two legal claims filed against the House of Assembly and its Statutory Offices. These claims have not yet been heard in court, therefore the likelihood and amount of loss cannot be determined at this time.

**9. Contractual Obligations**

The House of Assembly and its Statutory Offices have outstanding contractual obligations in the amount of \$1,794,047 relating to the lease of office accommodations. The schedule of payments related to these leases for the next five years is as follows:

2021	\$ 631,763
2022	432,843
2023	381,112
2024	239,436
2025	<u>108,893</u>
	<u>\$ 1,794,047</u>

**10. Income taxes**

The House of Assembly and its Statutory Offices are not subject to Provincial or Federal income taxes.

**11. Variation of statutory deadline for audited financial information**

The House of Assembly and its Statutory Offices are required, under section 20(5)(b) of the House of Assembly Accountability, Integrity and Administration Act, to have their annual financial audit completed before September 1 immediately following the last fiscal year to which that audit relates.

On June 10, 2020, the timelines set out in 20(5)(b) of the House of Assembly Accountability, Integrity and Administration Act were varied from "before September 1" to "before October 1" for the purpose of the 2020 requirement, under the authority of section 5 of the Temporary Variation of Statutory Deadlines Act.

**HOUSE OF ASSEMBLY  
AND ITS STATUTORY OFFICES**

**MANAGEMENT CERTIFICATION**

**MARCH 31, 2020**



**MANAGEMENT CERTIFICATION  
HOUSE OF ASSEMBLY – MARCH 31, 2020**

Pursuant to Paragraph 28(3)(1) of the *House of Assembly Accountability, Integrity and Administration Act*,

I, **Sandra Barnes**, Clerk of the House of Assembly of Newfoundland and Labrador, certify that:

1. I have reviewed the financial information of the House of Assembly and Statutory Offices, as defined in the *House of Assembly Accountability, Integrity and Administration Act*, for the period ending March 31, 2020;
2. Based on my knowledge, the financial information does not contain any untrue statement of a material fact or omit to state a material fact required to be stated or that is necessary to make a statement not misleading in light of the circumstances under which it was made, with respect to the period covered by the financial information;
3. Based on my knowledge, the annual financial information presents in all material respects the results of transactions at the House of Assembly and Statutory Offices as defined in the *House of Assembly Accountability, Integrity and Administration Act*, as of the date and for the periods presented;
4. I am responsible for establishing and maintaining disclosure controls and procedures and internal control over financial reporting for the House of Assembly and Statutory Offices as defined in the *House of Assembly Accountability, Integrity and Administration Act*, and I have:
  - (a) designed such disclosure controls and procedures, or caused them to be designed under my supervision, to provide reasonable assurance that material information relating to the House of Assembly and Statutory Offices, as defined in the *House of Assembly Accountability, Integrity and Administration Act*, is made known to me by others, particularly during the period in which the financial information is being prepared;
  - (b) designed such internal control over financial reporting, or caused it to be designed under my supervision, to provide reasonable assurance regarding the reliability of financial reporting and the preparation of financial information in accordance with the required policies;
  - (c) evaluated the effectiveness of the disclosure controls and procedures as of March 31, 2020 and am satisfied with the effectiveness based on such evaluation; and
  - (d) evaluated the effectiveness of the internal control over financial reporting as of March 31, 2020 and am satisfied with the effectiveness based on such evaluation.

  
Clerk of the House of Assembly

  
2020-06-02