



## House of Assembly Management Commission Agenda

**Date:** November 24, 2022  
**Time:** 12:15 p.m.  
**Location:** House of Assembly Chamber

### 1. Approval of Minutes:

- a. June 14, 2022
- b. June 21, 2022
- c. June 24, 2022
- d. June 28, 2022
- e. July 6, 2022
- f. August 17, 2022
- g. October 3, 2022
- h. October 17, 2022
- i. October 19, 2022

### 2. Reports:

- a. Speaker's Report – Rulings on Allowance Use
- b. Clerk's Report – Authorizations for Furniture and Equipment
- c. Financial Reports:
  - i. 1 April 2022 to 30 June 2022
  - ii. 1 April 2022 to 30 September 2022
- d. Budget Transfers Report – 2021-22 Fiscal Year
- e. Caucus Operational Funding Grant Reports – 2021-22 Fiscal Year
- f. Audit Committee Report

### 3. Audit Committee Appointment



**House of Assembly  
Newfoundland and Labrador**

**Minutes of the House of Assembly  
Management Commission**

**Date:** June 14, 2022

**Location:** HOA Committee Room/Videoconference

**Time:** 3:30 p.m.

**Members Present:**

Hon. Derek Bennett, Speaker (Chair)

Hon. Steve Crocker, Government House Leader (by videoconference)

Barry Petten, Opposition House Leader

Helen Conway Ottenheimer, MHA (PC), Harbour Main (by videoconference)

Hon. Lisa Dempster, MHA (LIB), Cartwright - L'Anse au Clair (by videoconference)

Lela Evans, MHA (NDP), Torngat Mountains (by phone)

Sandra Barnes, Clerk & Secretary to the Commission

**Other**

Brian Warr, Deputy Speaker

Kim Hawley George, Law Clerk/Clerk Assistant (A)

Bobbi Russell, Policy and Communications Officer

**Regrets**

Paul Pike, MHA (LIB), Burin - Grand Bank

Further to a request from the Lieutenant-Governor in Council dated June 8, 2022, the Commission, at an *in-camera* meeting, made a recommendation to the Lieutenant-Governor in Council regarding the Chief Electoral Officer and Commissioner for Legislative Standards, pursuant to Section 5.4 of the *Elections Act, 1991* and the subsection 34(7) of the *House of Assembly Act*. The Commission waived the 2-day waiting period for Commission decisions to expedite the recommendation to the Lieutenant-Governor in Council.

**Adjournment:** 4:57 p.m.

Hon. Derek Bennett

Speaker (Chair)

Sandra Barnes

Clerk and Secretary to the Commission



**House of Assembly  
Newfoundland and Labrador**

**Minutes of the House of Assembly  
Management Commission**

**Date:** June 21, 2022

**Location:** HOA Committee Room/Phone

**Time:** 10 a.m.

**Members Present:**

Hon. Derek Bennett, Speaker (Chair)  
Hon. Steve Crocker, Government House Leader  
Barry Petten, Opposition House Leader  
Helen Conway Ottenheimer, MHA (PC), Harbour Main  
Hon. Lisa Dempster, MHA (LIB), Cartwright - L'Anse au Clair  
Lela Evans, MHA (NDP), Torngat Mountains (by phone)  
Paul Pike, MHA (LIB), Burin - Grand Bank  
Sandra Barnes, Clerk & Secretary to the Commission

**Other**

Brian Warr, Deputy Speaker  
Kim Hawley George, Law Clerk/Clerk Assistant (A)  
Bobbi Russell, Policy and Communications Officer

The Commission, at an *in-camera* meeting, made a recommendation to the Lieutenant-Governor in Council regarding an acting appointment for the position of Chief Electoral Officer, pursuant to subsection 5.5(1) of the *Elections Act, 1991*. The Commission waived the 2-day waiting period for Commission decisions to expedite the recommendation to the Lieutenant-Governor in Council.

The Commission, at an *in-camera* meeting, made a recommendation to the Lieutenant-Governor in Council regarding an acting appointment for the position of Commissioner for Legislative Standards, pursuant to subsection 34(8) of the *House of Assembly Act*. The Commission waived the 2-day waiting period for Commission decisions to expedite the recommendation to the Lieutenant-Governor in Council.

**Adjournment:** 11:12 a.m.

Hon. Derek Bennett  
Speaker (Chair)

Sandra Barnes  
Clerk and Secretary to the Commission



**House of Assembly  
Newfoundland and Labrador**

**Minutes of the House of Assembly  
Management Commission**

**Date:** June 24, 2022

**Location:** Videoconference

**Time:** 10 a.m.

**Members Present:**

Hon. Derek Bennett, Speaker (Chair)  
Barry Petten, Opposition House Leader  
Helen Conway Ottenheimer, MHA (PC), Harbour Main  
Hon. Lisa Dempster, MHA (LIB), Cartwright - L'Anse au Clair  
Lela Evans, MHA (NDP), Torngat Mountains  
Paul Pike, MHA (LIB), Burin - Grand Bank  
Sandra Barnes, Clerk/Secretary to the Commission

**Other**

Brian Warr, Deputy Speaker  
Kim Hawley George, Law Clerk/Clerk Assistant (A)  
Bobbi Russell, Policy and Communications Officer

**Regrets**

Hon. Steve Crocker, Government House Leader

The Commission, at an *in-camera* meeting, approved a pre-commitment of funds for fiscal year 2023-24 for the purpose of hosting the 2023 Canadian Association of Parliamentary Administration Conference.

**Adjournment:** 11:07 a.m.

Hon. Derek Bennett  
Speaker (Chair)

Sandra Barnes  
Clerk and Secretary to the Commission



**House of Assembly  
Newfoundland and Labrador**

**Minutes of the House of Assembly  
Management Commission**

**Date:** June 28, 2022

**Location:** Videoconference

**Time:** 10 a.m.

**Members Present:**

Hon. Derek Bennett, Speaker (Chair)  
Barry Petten, Opposition House Leader  
Helen Conway Ottenheimer, MHA (PC), Harbour Main  
Lela Evans, MHA (NDP), Torngat Mountains  
Paul Pike, MHA (LIB), Burin - Grand Bank  
Sandra Barnes, Clerk/Secretary to the Commission

**Other**

Brian Warr, Deputy Speaker  
Kim Hawley George, Law Clerk/Clerk Assistant (A)  
Bobbi Russell, Policy and Communications Officer

**Regrets**

Hon. Steve Crocker, Government House Leader  
Hon. Lisa Dempster, MHA (LIB), Cartwright - L'Anse au Clair

**CM 2022-026** The Commission approved Minutes of meetings held on January 26, February 16 and June 1, 2022.

The Speaker presented a report of Rulings on Allowance Use for the period ended June 22, 2022, in accordance with Section 24 of the *House of Assembly Accountability, Integrity and Administration Act*. The Commission issued rulings to reimburse expenditures for the following Members and amounts:

- |   |                     |
|---|---------------------|
| • Member for St. Barbe - L'Anse aux Meadows | \$350.00 & \$409.94 |
| • Member for Cape St. Francis               | \$17.23             |
| • Member for Torngat Mountains              | \$2129.28           |

As required by the *House of Assembly Accountability, Integrity and Administration Act*, financial reports of the Legislature as well as actual expenditures of Members were presented to the Commission for the following reporting periods:

- April 1, 2021 to December 31, 2021; and
- April 1, 2021 to March 31, 2022.

**CM 2022-027** The Commission ratified the following transfer of funds approvals in accordance with section 5 of the House of Assembly Transfer of Funds Policy:

- HOABT2021-018
- HOABT2021-019
- HOABT2022-021

**CM 2022-028** The Commission approved the following transfer of funds and waived the 2-day waiting period for Commission decisions:

From:

Subdivision 1.1.04.09 Members' Resources – Allowances and Assistance  
\$3,500

To:

Subdivision 3.1.01.10 Office of the Chief Electoral Officer – Grant and Subsidies  
\$3,500

**CM 2022-029** The Commission approved payment of expenses, to be paid within the appropriate allocation for the 2022-23 fiscal year, for the following Members:

- Member for Conception Bay South – \$1221.24
- Member for Stephenville - Port au Port – \$575.00

**CM 2022-030** The Commission approved the Office of the Chief Electoral Officer to enter into renewal discussions for the lease of premises occupied by that Office with Fairview Investments Limited. Options for the term to be negotiated includes one year, month-by-month or another term that is mutually agreed by the Office of the Chief Electoral Officer and the landlord.

**Adjournment:** 10:24 a.m.

Hon. Derek Bennett  
Speaker (Chair)

Sandra Barnes  
Clerk and Secretary to the Commission



**House of Assembly  
Newfoundland and Labrador**

**Minutes of the House of Assembly  
Management Commission**

**Date:** July 6, 2022

**Location:** HOA Committee Room/Videoconference

**Time:** 3 p.m.

**Members Present:**

Brian Warr, Deputy Speaker (Acting Chair)  
Hon. Steve Crocker, Government House Leader  
Helen Conway Ottenheimer, MHA (PC), Harbour Main  
Hon. Lisa Dempster, MHA (LIB), Cartwright - L'Anse au Clair  
Lela Evans, MHA (NDP), Torngat Mountains  
Paul Pike, MHA (LIB), Burin - Grand Bank  
Sandra Barnes, Clerk/Secretary to the Commission

**Other**

Kim Hawley George, Law Clerk/Clerk Assistant (A)  
Bobbi Russell, Policy and Communications Officer

**Regrets**

Hon. Derek Bennett, Speaker (Chair)  
Barry Petten, Opposition House Leader

**CM 2022-031** The Commission, at an *in-camera* meeting, appointed the Honourable J. Derek Green, former Chief Justice, Court of Appeal of Newfoundland and Labrador, to conduct an independent review of the findings and report of the Citizens' Representative entitled "A Report on Public Interest Disclosures Regarding the Chief Electoral Officer for Newfoundland and Labrador", dated March 2022.

**CM 2022-032** The Commission, at an *in-camera* meeting, approved the following terms of reference for the independent review of the findings and report of the Citizens' Representative entitled "A Report on Public Interest Disclosures Regarding the Chief Electoral Officer for Newfoundland and Labrador", dated March 2022:

"The Management Commission directs that the Honourable J. Derek Green, former Chief Justice, Court of Appeal ("the Reviewer") be engaged to review the report of the Citizens' Representative entitled "A Report on Public Interest Disclosures Regarding the Chief Electoral Officer for Newfoundland and Labrador", March, 2022, as follows:

1. The Reviewer shall analyze the Report based on the evidence and findings contained in it and shall not perform a reinvestigation of the said Report;
2. The Reviewer may make inquiries of or invite submissions from the Citizens' Representative and the Chief Electoral Officer, or their counsel, on the findings contained in the report;
3. The Reviewer may make inquiries of or invite submissions from such other persons the Reviewer determines necessary to fulfil the Reviewer's responsibilities under this referral;
4. The Reviewer may consult with the House of Assembly Service regarding matters of parliamentary procedure, parliamentary privilege and the administrative governance framework of the Legislature;
5. The Secretary to the Management Commission shall provide the Reviewer with those human resources or other supports necessary to complete the review;
6. The Reviewer shall provide to the Management Commission the following:
  - a) an analysis of the Report, including any procedural, human resources or legal issues identified and whether any further investigations, proceedings or analyses are appropriate or desirable in the circumstances;
  - b) a recommendation whether, in the opinion of the Reviewer based on the analysis of the Report, action contemplated under section 5.3 of the Elections Act, 1991 may be considered appropriate, including whether a further term of suspension should be imposed or whether the Chief Electoral Officer should be removed from office for misconduct, cause or neglect of duty as contemplated by that section; and
  - c) a recommendation whether, in the opinion of the Reviewer, any further investigations, proceedings or analyses are appropriate or desirable to determine any other appropriate remedy;
7. The Reviewer shall complete the work contemplated in this referral and shall report on the analysis completed and make the required recommendation by September 15, 2022;
8. The Reviewer shall be available for consultation with the Management Commission for 3 months after delivering the review of the above-noted report."

**CM 2022-033**      The Commission, at an *in-camera* meeting, waived the 2-day waiting period for CM 2022-031 and CM 2022-032 to expedite action.

**Adjournment:** 4:03 p.m.

Brian Warr  
Deputy Speaker (Acting Chair)

Sandra Barnes  
Clerk and Secretary to the Commission





**House of Assembly  
Newfoundland and Labrador**

**Minutes of the House of Assembly  
Management Commission**

**Date:** August 17, 2022

**Location:** HOA Committee Room/Videoconference

**Time:** 9:30 a.m.

**Members Present:**

Hon. Derek Bennett, Speaker (Chair)

Hon. Steve Crocker, Government House Leader

Barry Petten, Opposition House Leader

Helen Conway Ottenheimer, MHA (PC), Harbour Main (by videoconference)

Hon. Lisa Dempster, MHA (LIB), Cartwright - L'Anse au Clair (by videoconference)

Paul Pike, MHA (LIB), Burin - Grand Bank

Sandra Barnes, Clerk/Secretary to the Commission

**Other**

Brian Warr, Deputy Speaker

Kim Hawley George, Law Clerk/Clerk Assistant (A)

Bobbi Russell, Policy and Communications Officer

**Regrets**

Lela Evans, MHA (NDP), Torngat Mountains

**CM 2022-034**

The Commission, at an *in-camera* meeting, approved the Office of the Chief Electoral Officer to enter into a lease agreement at the increased rate for the lease of premises occupied by that Office. Term to be negotiated can be one year, month-by-month or other another term that is mutually agreed by the Office of the Chief Electoral Officer and the landlord.

**Adjournment:** 9:45 a.m.

Hon. Derek Bennett  
Speaker (Chair)

Sandra Barnes  
Clerk and Secretary to the Commission



**House of Assembly  
Newfoundland and Labrador**

**Minutes of the House of Assembly  
Management Commission**

**Date:** October 3, 2022

**Location:** HOA Committee Room

**Time:** 10:45 a.m.

**Members Present:**

Hon. Derek Bennett, Speaker (Chair)

Hon. Steve Crocker, Government House Leader

Barry Petten, Opposition House Leader

Hon. Lisa Dempster, MHA (LIB), Cartwright - L'Anse au Clair

Craig Pardy, MHA (PC), Bonavista

Paul Pike, MHA (LIB), Burin - Grand Bank

Sandra Barnes, Clerk/Secretary to the Commission

**Other**

Brian Warr, Deputy Speaker

Kim Hawley George, Law Clerk/Clerk Assistant (A)

Bobbi Russell, Policy and Communications Officer

**Regrets**

Lela Evans, MHA (NDP), Torngat Mountains

The Commission discussed next steps with respect to the independent review of the report of the Citizens' Representative by the Honourable J. Derek Green and directed a meeting with former Chief Justice Green to discuss the review findings.

The Commission directed that a copy of the independent review of the report of the Citizens' Representative by the Honourable J. Derek Green be provided to the Clerk of the Executive Council.

**Adjournment:** 11:11 a.m.

Hon. Derek Bennett  
Speaker (Chair)

Sandra Barnes  
Clerk and Secretary to the Commission



**House of Assembly  
Newfoundland and Labrador**

**Minutes of the House of Assembly  
Management Commission**

**Date:** October 17, 2022

**Location:** HOA Committee Room

**Time:** 6 p.m.

**Members Present:**

Hon. Derek Bennett, Speaker (Chair)

Hon. Steve Crocker, Government House Leader

Barry Petten, Opposition House Leader

Hon. Lisa Dempster, MHA (LIB), Cartwright - L'Anse au Clair

Lela Evans, MHA (NDP), Torngat Mountains

Craig Pardy, MHA (PC), Bonavista

Paul Pike, MHA (LIB), Burin - Grand Bank

Sandra Barnes, Clerk/Secretary to the Commission

**Other**

Brian Warr, Deputy Speaker

Kim Hawley George, Law Clerk/Clerk Assistant (A)

Bobbi Russell, Policy and Communications Officer

Honourable J. Derek Green, Former Chief Justice

Michael Collins, Legal Counsel for the Independent Review

The Commission discussed with the Honourable J. Derek Green findings of the independent review entitled "Fairness, Reliability and Justification: Accountability Based on Public Interest Disclosures".

**CM 2022-035** The Commission, at an *in-camera* meeting, recommended to the Lieutenant-Governor in Council that the Child and Youth Advocate be compensated at Step 22 on the EP-10 scale, with regular step increases to apply.

**Adjournment:** 7:47 p.m.

Hon. Derek Bennett  
Speaker (Chair)

Sandra Barnes  
Clerk and Secretary to the Commission



**House of Assembly  
Newfoundland and Labrador**

**Minutes of the House of Assembly  
Management Commission**

**Date:** October 19, 2022

**Location:** HOA Committee Room

**Time:** 8:50 a.m.

**Members Present:**

Hon. Derek Bennett, Speaker (Chair)

Hon. Steve Crocker, Government House Leader

Barry Petten, Opposition House Leader

Hon. Lisa Dempster, MHA (LIB), Cartwright - L'Anse au Clair

Lela Evans, MHA (NDP), Torngat Mountains

Craig Pardy, MHA (PC), Bonavista

Paul Pike, MHA (LIB), Burin - Grand Bank

Sandra Barnes, Clerk/Secretary to the Commission

**Other**

Brian Warr, Deputy Speaker

Kim Hawley George, Law Clerk/Clerk Assistant (A)

Bobbi Russell, Policy and Communications Officer

- CM 2022-036** The Commission, at an *in-camera* meeting, recommended to the Lieutenant-Governor in Council that Bruce Chaulk be reinstated to the positions of Chief Electoral Officer and Commissioner for Legislative Standards.
- CM 2022-037** The Commission, at an *in-camera* meeting, recommended to the Lieutenant-Governor in Council that the acting Commissioner for Legislative Standards, Ann Chafe, be maintained in that position until submission of any outstanding reports.
- CM 2022-038** The Commission, at an *in-camera* meeting, directed that other matters referred to in the independent review by the Honourable J. Derek Green be followed up on by the Commission as appropriate.
- CM 2022-039** The Commission, at an *in-camera* meeting, directed that the independent review by the Honourable J. Derek Green on the public interest disclosure report of the Citizens' Representative be released publicly at the time of Bruce Chaulk's reinstatement to the positions of Chief Electoral Officer and Commissioner for Legislative Standards.

**CM 2022-040** The Commission, at an *in-camera* meeting, waived the two-day waiting period for decisions CM 2022-036, CM 2022-037, CM 2022-038 and CM 2022-039.

**Adjournment:** 9:40 a.m.

Hon. Derek Bennett  
Speaker (Chair)

Sandra Barnes  
Clerk and Secretary to the Commission

DRAFT



**House of Assembly  
Newfoundland & Labrador**

**To:** House of Assembly Management Commission

**From:** Speaker of the House of Assembly

**Date:** November 4, 2022

**Subject:** Rulings on Allowance Use

---

The process for rulings on allowance use is outlined in Section 24 of the House of Assembly Accountability, Integrity and Administration Act (the Act). The Act gives authority for the Speaker to make rulings when expenditures of Members have been rejected for payment, provided that the ruling is distributed to and receives concurrence of the Management Commission.

The report below provides the details with respect to all such rulings for the **period ended: November 4, 2022.**

<b>DISTRICT</b>	<b>MEMBER</b>	<b>AMOUNT</b>	<b>DETAILS</b>
St. Barbe – L'Anse aux Meadows	Krista Lynn Howell	\$1996.68	These expenditures were rejected for payment because they were not submitted within 30 days of the end of the fiscal year, as required under subsection 7(2) of the <u>Members' Resources and Allowances Rules</u> (the Rules). The expenditures are in compliance with all other provisions of the Rules.
Bonavista	Craig Pardy	\$30.00	These expenditures were rejected for payment because they were not submitted within 30 days of the end of the fiscal year, as required under subsection 7(2) of the <u>Members' Resources and Allowances Rules</u> (the Rules). The expenditures are in compliance with all other provisions of the Rules.

DISTRICT	MEMBER	AMOUNT	DETAILS
Cape St. Francis	Joedy Wall	\$86.89	These expenditures were rejected for payment because they were not submitted within 60-days of being incurred as required under subsection 7(6) of the <u>Members' Resources and Allowances Rules</u> (the Rules). The expenditures are in compliance with all other provisions of the Rules.
Torngat Mountains	Lela Evans	\$1632.88	These expenditures were rejected for payment because they were not submitted within 60-days of being incurred as required under subsection 7(6) of the <u>Members' Resources and Allowances Rules</u> (the Rules). The expenditures are in compliance with all other provisions of the Rules.
Burin - Grand Bank	Paul Pike	\$81.97	These expenditures were rejected for payment because they were not submitted within 60-days of being incurred as required under subsection 7(6) of the <u>Members' Resources and Allowances Rules</u> (the Rules). The expenditures are in compliance with all other provisions of the Rules.
Conception Bay East - Bell Island	David Brazil	\$118.90	These expenditures were rejected for payment because they were not submitted within 60-days of being incurred as required under subsection 7(6) of the <u>Members' Resources and Allowances Rules</u> (the Rules). The expenditures are in compliance with all other provisions of the Rules.



**To:** House of Assembly Management Commission

**From:** Clerk of the House of Assembly

**Date:** November 4, 2022

**Subject:** Report on Authorizations for Furniture and Equipment Expenditures

---

The Standard Office Allocation Package for Members and Constituency Assistants delegates authority to the Clerk to pre-approve expenditures for other furniture and equipment to a maximum of \$1000.00 (per item), with the Clerk to report all such approvals at a subsequent meeting of the Management Commission.

The following report details the approvals of the Clerk under the Standard Office Allocation Package up to November 4, 2022.

<b>DISTRICT</b>	<b>MEMBER</b>	<b>TYPE OF EXPENDITURE</b>	<b>COST</b>	<b>DETAILS</b>
St. Barbe - L'Anse aux Meadows	Krista Lynn Howell	Furniture	\$999.00	Loveseat for constituency office.



**House of Assembly Management Commission  
Briefing Note**

**Title:** Financial Reports

**Issue:** Review of financial performance of the legislature, and approved allocations and actual expenditures of Members.

**Background:**

- Paragraph 20(5)(a) of the *House of Assembly Accountability, Integrity and Administration Act* (the Act) states that the House of Assembly Management Commission shall “regularly, and at least quarterly, review the financial performance of the House of Assembly as well as the actual expenditures of members compared with approved allocations.”
- The details of the financial performance of the Legislature (excluding the Office of the Auditor General) and the Office of the Auditor General are included in the attached Statements of Revenue and Expenditure for the following periods:
  - April 1, 2022 to June 30, 2022
  - April 1, 2022 to September 30, 2022
- The actual expenditures compared with the approved allocations for each Member are included in the Members’ Expenditures Summarized by Category reports for same periods noted above.

**Analysis:**

**Legal Consultation:**

Not applicable

**Internal Consultation(s):**

Not applicable

**External Consultation(s):**

Not applicable

**Comparison to Government Policy:**

Not applicable

**Financial Impact:**

Not applicable

**Legislative Impact:**

Not applicable

**Options:**

- Not applicable

**Status:**

- Not applicable

**Action Required:**

- For review purposes – no decision required.

Drafted by: Wanda Lee Mercer  
Date: September 26, 2022

Approved by: Sandra Barnes

**Attachments:**

1. Statement of Revenue and Expenditure – Legislature (excluding the Office of the Auditor General)
2. Statement of Revenue and Expenditure – Office of the Auditor General
3. Member Accountability and Disclosure Reports



**LEGISLATURE (excluding The Office of the Auditor General)**  
**STATEMENT OF REVENUE AND EXPENDITURE**  
**For the Period 1 April 2022 to 30 June 2022**  
**Unaudited**

	Original Estimates	Operating Budget	Expenditures Plus Encumbrances & Revenues	Projected Total Expenditures & Revenue	Projected Savings (Over- runs) from Original Budget	Projected Savings (Over- runs) from Operating Budget
<b>1.1.01. ADMINISTRATIVE SUPPORT</b>						
01. Salaries	2,016,300	2,016,300	407,188	2,016,300	-	-
Operating Accounts:						
<i>Employee Benefits</i>	4,500	4,500	2,080	4,500	-	-
<i>Transportation and Communications</i>	59,400	59,400	23,433	59,400	-	-
<i>Supplies</i>	36,200	36,200	15,920	36,200	-	-
<i>Professional Services</i>	61,100	61,100	53,850	61,100	-	-
<i>Purchased Services</i>	62,000	62,000	19,720	62,000	-	-
<i>Property, Furnishings and Equipment</i>	92,500	92,500	14,095	92,500	-	-
02. Operating Accounts	<b>315,700</b>	<b>315,700</b>	<b>129,098</b>	<b>315,700</b>	-	-
	<b>2,332,000</b>	<b>2,332,000</b>	<b>536,287</b>	<b>2,332,000</b>	-	-
02. Revenue - Provincial	-	-	(643)	(700)	700 <sup>1</sup>	700
<b>Total: Administrative Support</b>	<b>2,332,000</b>	<b>2,332,000</b>	<b>535,644</b>	<b>2,331,300</b>	<b>700</b>	<b>700</b>

1. Revenue due mainly to repayment of airfare.



**LEGISLATURE (excluding The Office of the Auditor General)**  
**STATEMENT OF REVENUE AND EXPENDITURE**  
**For the Period 1 April 2022 to 30 June 2022**  
**Unaudited**

	Original Estimates	Operating Budget	Expenditures Plus Encumbrances & Revenues	Projected Total Expenditures & Revenue	Projected Savings (Over- runs) from Original Budget	Projected Savings (Over- runs) from Operating Budget
<b>1.1.02. LEGISLATIVE LIBRARY AND RECORDS MANAGEMENT</b>						
01. Salaries	687,200	687,200	153,367	687,200	-	-
Operating Accounts:						
<i>Employee Benefits</i>	900	900	399	900	-	-
<i>Transportation and Communications</i>	8,000	8,000	-	8,000	-	-
<i>Supplies</i>	47,000	47,000	46,996	47,000	-	-
<i>Purchased Services</i>	5,500	5,500	497	5,500	-	-
<i>Property, Furnishings and Equipment</i>					-	-
02. Operating Accounts	<b>61,400</b>	<b>61,400</b>	<b>47,892</b>	<b>61,400</b>	-	-
<b>Total: Legislative Library and Records Management</b>	<b>748,600</b>	<b>748,600</b>	<b>201,259</b>	<b>748,600</b>	-	-



**LEGISLATURE (excluding The Office of the Auditor General)**  
**STATEMENT OF REVENUE AND EXPENDITURE**  
**For the Period 1 April 2022 to 30 June 2022**  
**Unaudited**

	Original Estimates	Operating Budget	Expenditures Plus Encumbrances & Revenues	Projected Total Expenditures & Revenue	Projected Savings (Over- runs) from Original Budget	Projected Savings (Over- runs) from Operating Budget
<b>1.1.03. HANSARD AND THE BROADCAST CENTRE</b>						
01. Salaries	670,900	670,900	151,041	670,900	-	-
Operating Accounts:						
<i>Employee Benefits</i>	600	600	-	600	-	-
<i>Transportation and Communications</i>	7,300	7,300	1,080	7,300	-	-
<i>Supplies</i>	56,900	56,900	49,912	56,900	-	-
<i>Professional Services</i>	18,000	18,000	-	18,000	-	-
<i>Purchased Services</i>	208,700	208,700	194,997	208,700	-	-
<i>Property, Furnishings and Equipment</i>	10,000	10,000	5,174	10,000	-	-
02. Operating Accounts	<b>301,500</b>	<b>301,500</b>	<b>251,163</b>	<b>301,500</b>	-	-
	<b>972,400</b>	<b>972,400</b>	<b>402,204</b>	<b>972,400</b>	-	-
02. Revenue - Provincial			-		-	-
<b>Total: Hansard and the Broadcast Centre</b>	<b>972,400</b>	<b>972,400</b>	<b>402,204</b>	<b>972,400</b>	-	-



**LEGISLATURE (excluding The Office of the Auditor General)**  
**STATEMENT OF REVENUE AND EXPENDITURE**  
**For the Period 1 April 2022 to 30 June 2022**  
**Unaudited**

	Original Estimates	Operating Budget	Expenditures Plus Encumbrances & Revenues	Projected Total Expenditures & Revenue	Projected Savings (Over- runs) from Original Budget		Projected Savings (Over- runs) from Operating Budget
<b>1.1.04. MEMBERS' RESOURCES</b>							
01. Salaries	6,968,100	6,944,100	1,497,349	6,944,100	24,000	<sup>1</sup>	-
Operating Accounts:							
<i>Transportation and Communications</i>	10,200	10,200	-	10,200	-		-
<i>Supplies</i>	5,000	5,000	-	5,000	-		-
<i>Professional Services</i>	361,200	361,200	-	361,200	-		-
<i>Purchased Services</i>	20,000	20,000	-	20,000	-		-
02. Operating Accounts	<b>396,400</b>	<b>396,400</b>	-	<b>396,400</b>	-		-
09. Allowances and Assistance	2,363,700	2,360,200	677,645	2,263,700	100,000	<sup>2</sup>	96,500
10. Grants and Subsidies	6,300	6,300	1,167	4,400	1,900	<sup>3</sup>	1,900
	9,734,500	9,707,000	2,176,161	9,608,600	125,900		98,400
02. Revenue - Provincial	-	-	(6,207)	(24,900)	24,900	<sup>4</sup>	24,900
<b>Total: Members' Resources</b>	<b>9,734,500</b>	<b>9,707,000</b>	<b>2,169,955</b>	<b>9,583,700</b>	<b>150,800</b>		<b>123,300</b>

1. Savings due to less than anticipated costs related to Constituency Assistants and Constituency Assistant Replacements, partially offset by severance and paid leave payments.

2. Projected savings due to Members not availing of maximum available funds.

3. Projected savings due to one less Independent Member.

4. Revenues mainly related to repayment of excess constituency allowance.



**LEGISLATURE (excluding The Office of the Auditor General)**  
**STATEMENT OF REVENUE AND EXPENDITURE**  
**For the Period 1 April 2022 to 30 June 2022**  
**Unaudited**

	Original Estimates	Operating Budget	Expenditures Plus Encumbrances & Revenues	Projected Total Expenditures & Revenue	Projected Savings (Over- runs) from Original Budget	Projected Savings (Over- runs) from Operating Budget
<b>1.1.05. HOUSE OPERATIONS</b>						
01. Salaries	209,100	209,100	41,458	209,100	-	-
Operating Accounts:						
<i>Employee Benefits</i>	5,900	5,900	2,100	5,900	-	-
<i>Transportation and Communications</i>	125,000	121,100	5,748	121,100	3,900	1
<i>Supplies</i>	14,500	14,500	6,845	14,500	-	-
<i>Professional Services</i>	3,900	5,700	4,645	101,700	(97,800)	2
<i>Purchased Services</i>	41,500	41,500	15,462	41,500	-	-
<i>Property, Furnishings and Equipment</i>	1,700	3,800	3,727	3,800	(2,100)	3
02. Operating Accounts	<b>192,500</b>	<b>192,500</b>	<b>38,527</b>	<b>288,500</b>	<b>(96,000)</b>	<b>(96,000)</b>
10. Grants and Subsidies	11,600	11,600	389	11,600	-	-
	413,200	413,200	80,374	509,200	(96,000)	(96,000)
02. Revenue - Provincial	-	-	-	-	-	-
<b>Total: House Operations</b>	<b>413,200</b>	<b>413,200</b>	<b>80,374</b>	<b>509,200</b>	<b>(96,000)</b>	<b>(96,000)</b>

1. Projected savings due to less travel than anticipated.

2. Projected overruns due to the unbudgeted cost of consulting services and legal fees.

3. Projected overrun due to the unbudgeted cost of chair mats for the chamber.



**LEGISLATURE (excluding The Office of the Auditor General)**  
**STATEMENT OF REVENUE AND EXPENDITURE**  
**For the Period 1 April 2022 to 30 June 2022**  
**Unaudited**

	Original Estimates	Operating Budget	Expenditures Plus Encumbrances & Revenues	Projected Total Expenditures & Revenue	Projected Savings (Over- runs) from Original Budget	Projected Savings (Over- runs) from Operating Budget
<b>1.1.06. GOVERNMENT MEMBERS CAUCUS</b>						
01. Salaries	327,200	327,200	64,925	327,200	-	-
Operating Accounts:						
<i>Employee Benefits</i>	1,000	1,000	-	1,000	-	-
<i>Transportation and Communications</i>	19,900	19,900	8,141	19,900	-	-
<i>Supplies</i>	8,600	8,600	3,123	8,600	-	-
<i>Purchased Services</i>	7,500	7,500	4,918	7,500	-	-
<i>Property, Furnishings and Equipment</i>	2,400	2,400	-	2,400	-	-
02. Operating Accounts	<b>39,400</b>	<b>39,400</b>	<b>16,182</b>	<b>39,400</b>	-	-
10. Grants and Subsidies	32,700	32,700	8,171	32,700	-	-
<b>Total: Government Members Caucus</b>	<b>399,300</b>	<b>399,300</b>	<b>89,278</b>	<b>399,300</b>	-	-





**LEGISLATURE (excluding The Office of the Auditor General)**  
**STATEMENT OF REVENUE AND EXPENDITURE**  
**For the Period 1 April 2022 to 30 June 2022**  
**Unaudited**

	Original Estimates	Operating Budget	Expenditures Plus Encumbrances & Revenues	Projected Total Expenditures & Revenue	Projected Savings (Over- runs) from Original Budget	Projected Savings (Over- runs) from Operating Budget
<b>1.1.07. OFFICIAL OPPOSITION CAUCUS</b>						
01. Salaries	1,081,100	1,081,100	252,746	1,081,100	-	-
Operating Accounts:						
<i>Employee Benefits</i>	3,000	3,000	1,355	3,000	-	-
<i>Transportation and Communications</i>	79,400	79,400	17,493	79,400	-	-
<i>Supplies</i>	24,000	24,000	4,816	24,000	-	-
<i>Purchased Services</i>	22,000	22,000	8,270	22,000	-	-
<i>Property, Furnishings and Equipment</i>	5,500	5,500	1,040	5,500	-	-
02. Operating Accounts	<b>133,900</b>	<b>133,900</b>	<b>32,974</b>	<b>133,900</b>	-	-
10. Grants and Subsidies	18,700	18,700	4,669	18,700	-	-
<b>Total: Official Opposition Caucus</b>	<b>1,233,700</b>	<b>1,233,700</b>	<b>290,389</b>	<b>1,233,700</b>	-	-



**LEGISLATURE (excluding The Office of the Auditor General)**  
**STATEMENT OF REVENUE AND EXPENDITURE**  
**For the Period 1 April 2022 to 30 June 2022**  
**Unaudited**

	Original Estimates	Operating Budget	Expenditures Plus Encumbrances & Revenues	Projected Total Expenditures & Revenue	Projected Savings (Over- runs) from Original Budget	Projected Savings (Over- runs) from Operating Budget
<b>1.1.08. THIRD PARTY CAUCUS</b>						
01. Salaries	405,600	429,600	88,668	429,600	(24,000) <sup>1</sup>	-
Operating Accounts:						
<i>Employee Benefits</i>	1,000	1,000	-	1,000	-	-
<i>Transportation and Communications</i>	21,700	21,700	5,860	21,700	-	-
<i>Supplies</i>	8,300	8,300	1,087	8,300	-	-
<i>Purchased Services</i>	7,500	7,500	4,351	7,500	-	-
<i>Property, Furnishings and Equipment</i>	1,800	1,800	-	1,800	-	-
02. Operating Accounts	<b>40,300</b>	<b>40,300</b>	<b>11,298</b>	<b>40,300</b>	-	-
10. Grants and Subsidies	12,500	12,500	3,113	12,500	-	-
<b>Total: Third Party Caucus</b>	<b>458,400</b>	<b>482,400</b>	<b>103,079</b>	<b>482,400</b>	<b>(24,000)</b>	<b>-</b>
1. Projected overrun as funds are required due to the increase of one member,						
<b>TOTAL HOUSE OF ASSEMBLY</b>	<b>16,292,100</b>	<b>16,288,600</b>	<b>3,872,183</b>	<b>16,260,600</b>	<b>31,500</b>	<b>28,000</b>



**LEGISLATURE (excluding The Office of the Auditor General)**  
**STATEMENT OF REVENUE AND EXPENDITURE**  
**For the Period 1 April 2022 to 30 June 2022**  
**Unaudited**

	Original Estimates	Operating Budget	Expenditures Plus Encumbrances & Revenues	Projected Total Expenditures & Revenue	Projected Savings (Over- runs) from Original Budget	Projected Savings (Over- runs) from Operating Budget
<b>3.1.01. OFFICE OF THE CHIEF ELECTORAL OFFICER</b>						
01. Salaries	914,400	914,400	152,262	914,400	-	-
Operating Accounts:						
<i>Employee Benefits</i>	4,500	4,500	-	4,500	-	-
<i>Transportation and Communications</i>	104,400	104,400	22,559	104,400	-	-
<i>Supplies</i>	64,000	64,000	55,701	64,000	-	-
<i>Professional Services</i>	83,000	83,000	3,439	83,000	-	-
<i>Purchased Services</i>	301,000	301,000	69,933	301,000	-	-
<i>Property, Furnishings and Equipment</i>	7,000	7,000	648	7,000	-	-
02. Operating Accounts	<b>563,900</b>	<b>563,900</b>	<b>152,280</b>	<b>563,900</b>	-	-
10. Grants and Subsidies	-	3,500	3,416	3,500	(3,500) <sup>1</sup>	-
	1,478,300	1,481,800	307,958	1,481,800	(3,500)	-
02. Revenue - Provincial			-	-	-	-
<b>Total: Office of the Chief Electoral</b>	<b>1,478,300</b>	<b>1,481,800</b>	<b>307,958</b>	<b>1,481,800</b>	<b>(3,500)</b>	<b>-</b>

1. Projected overrun due to the unbudgeted cost of grants and subsidies payments related to General Election 2021.



**LEGISLATURE (excluding The Office of the Auditor General)**  
**STATEMENT OF REVENUE AND EXPENDITURE**  
**For the Period 1 April 2022 to 30 June 2022**  
**Unaudited**

	Original Estimates	Operating Budget	Expenditures Plus Encumbrances & Revenues	Projected Total Expenditures & Revenue	Projected Savings (Over- runs) from Original Budget	Projected Savings (Over- runs) from Operating Budget
<b>4.1.01. OFFICE OF THE CITIZENS' REPRESENTATIVE</b>						
01. Salaries	798,100	798,100	156,556	798,100	-	-
Operating Accounts:						
<i>Employee Benefits</i>	7,000	7,000	-	7,000	-	-
<i>Transportation and Communications</i>	34,800	34,800	7,091	34,800	-	-
<i>Supplies</i>	5,000	5,000	2,860	5,000	-	-
<i>Professional Services</i>	69,600	69,600	14,100	69,600	-	-
<i>Purchased Services</i>	108,000	108,000	78,757	108,000	-	-
<i>Property, Furnishings and Equipment</i>	8,000	8,000	-	8,000	-	-
02. Operating Accounts	<b>232,400</b>	<b>232,400</b>	<b>102,808</b>	<b>232,400</b>	-	-
<b>Total: Office of the Citizens' Representative</b>	<b>1,030,500</b>	<b>1,030,500</b>	<b>259,364</b>	<b>1,030,500</b>	-	-



**LEGISLATURE (excluding The Office of the Auditor General)**  
**STATEMENT OF REVENUE AND EXPENDITURE**  
**For the Period 1 April 2022 to 30 June 2022**  
**Unaudited**

	Original Estimates	Operating Budget	Expenditures Plus Encumbrances & Revenues	Projected Total Expenditures & Revenue	Projected Savings (Over- runs) from Original Budget	Projected Savings (Over- runs) from Operating Budget
<b>5.1.01. OFFICE OF THE CHILD AND YOUTH ADVOCATE</b>						
01. Salaries	1,196,600	1,196,600	227,037	1,196,600	-	-
Operating Accounts:						
<i>Employee Benefits</i>	3,500	3,500	474	3,500	-	-
<i>Transportation and Communications</i>	55,400	55,400	17,370	55,400	-	-
<i>Supplies</i>	6,000	6,000	1,920	6,000	-	-
<i>Professional Services</i>	19,000	19,000	1,695	19,000	-	-
<i>Purchased Services</i>	160,900	160,900	123,147	160,900	-	-
<i>Property, Furnishings and Equipment</i>	4,000	4,000	-	4,000	-	-
02. Operating Accounts	<b>248,800</b>	<b>248,800</b>	<b>144,606</b>	<b>248,800</b>	-	-
<b>Total: Office of the Child and Youth Advocate</b>	<b>1,445,400</b>	<b>1,445,400</b>	<b>371,643</b>	<b>1,445,400</b>	-	-



**LEGISLATURE (excluding The Office of the Auditor General)**  
**STATEMENT OF REVENUE AND EXPENDITURE**  
**For the Period 1 April 2022 to 30 June 2022**  
**Unaudited**

	Original Estimates	Operating Budget	Expenditures Plus Encumbrances & Revenues	Projected Total Expenditures & Revenue	Projected Savings (Over- runs) from Original Budget	Projected Savings (Over- runs) from Operating Budget
<b>6.1.01. OFFICE OF THE INFORMATION AND PRIVACY COMMISSIONER</b>						
01. Salaries	1,161,200	1,161,200	247,240	1,161,200	-	-
Operating Accounts:						
<i>Employee Benefits</i>	4,500	4,500	855	4,500	-	-
<i>Transportation and Communications</i>	32,800	32,800	12,013	32,800	-	-
<i>Supplies</i>	6,700	6,700	2,911	6,700	-	-
<i>Professional Services</i>	175,000	175,000	11,066	175,000	-	-
<i>Purchased Services</i>	142,400	142,400	141,086	142,400	-	-
<i>Property, Furnishings and Equipment</i>	2,000	2,000	1,402	2,000	-	-
02. Operating Accounts	<b>363,400</b>	<b>363,400</b>	<b>169,333</b>	<b>363,400</b>	-	-
02. Revenue - Provincial	(3,500)	-	-	(3,500)	-	3,500
<b>Total: Office of the Information and Commissioner</b>	<b>1,521,100</b>	<b>1,524,600</b>	<b>416,573</b>	<b>1,521,100</b>	-	<b>3,500</b>



**LEGISLATURE (excluding The Office of the Auditor General)**  
**STATEMENT OF REVENUE AND EXPENDITURE**  
**For the Period 1 April 2022 to 30 June 2022**  
**Unaudited**

	Original Estimates	Operating Budget	Expenditures Plus Encumbrances & Revenues	Projected Total Expenditures & Revenue	Projected Savings (Over- runs) from Original Budget	Projected Savings (Over- runs) from Operating Budget
<b>7.1.01. OFFICE OF THE SENIORS' ADVOCATE</b>						
01. Salaries	373,100	373,100	53,523	373,100	-	-
Operating Accounts:						
<i>Employee Benefits</i>	5,700	5,700	500	5,700	-	-
<i>Transportation and Communications</i>	45,900	45,900	4,021	45,900	-	-
<i>Supplies</i>	5,000	5,000	1,504	5,000	-	-
<i>Professional Services</i>	9,000	9,000	-	9,000	-	-
<i>Purchased Services</i>	44,000	44,000	32,662	44,000	-	-
<i>Property, Furnishings and Equipment</i>	4,000	4,000	-	4,000	-	-
02. Operating Accounts	<b>113,600</b>	<b>113,600</b>	<b>38,687</b>	<b>113,600</b>	-	-
<b>Total: Office of the Seniors' Advocate</b>	<b>486,700</b>	<b>486,700</b>	<b>92,210</b>	<b>486,700</b>	-	-
<b>TOTAL LEGISLATURE (Excluding the Office of the Auditor General)</b>	<b>22,254,100</b>	<b>22,257,600</b>	<b>5,319,931</b>	<b>22,226,100</b>	<b>28,000</b>	<b>31,500</b>



**OFFICE OF THE AUDITOR GENERAL**  
**STATEMENT OF REVENUE AND EXPENDITURE**  
**For the Period 1 April 2022 to 30 June 2022**  
**Unaudited**

	Original Estimates	Operating Budget	Actual Expenditures and Revenue	Projected Total Expenditures and Revenue	Projected Savings (Over- runs) from Original Budget	Projected Savings (Over- runs) from Operating Budget
<b>2.1.012. Office of the Auditor General</b>						
01. Salaries	6,132,800	6,132,800	750,339	6,132,800	- 1	-
02. Employee Benefits	167,300	167,300	25,829	167,300	- 2	-
03. Transportation and Communications	123,500	123,500	2,606	123,500	- 3	-
04. Supplies	84,000	84,000	1,158	84,000	- 4	-
05. Professional Services	670,100	670,100	4,419	670,100	- 5	-
06. Purchased Services	325,000	325,000	72,329	325,000	- 6	-
07. Property, Furnishings and Equipment	50,100	50,100	211	50,100	- 7	-
<b>Total: Office of the Auditor General</b>	<b>7,552,800</b>	<b>7,552,800</b>	<b>856,891</b>	<b>7,552,800</b>	<b>-</b>	<b>-</b>





House of Assembly  
Newfoundland and Labrador  
Member Accountability and Disclosure Report  
**Expenditures Summarized by Category**  
01-Jun-22 to 30-Jun-22

**BROWN, JORDAN, MHA**

Allowance Category	Expenditure Limit for Fiscal Year (Net of HST)	Expenditures Processed 01-Jun-22 to 30-Jun-22 (Net of HST)	Expenditures Year to Date 01-Apr- to 30-Jun-22 (Net of HST)	Funds Available (Net of HST)	Percent Expended to Date
<b>Office Allowances</b>					
Office Accommodations	--	0.00	0.00	--	--
Rental of Short-term Accommodations	--	0.00	0.00	--	--
Office Start-up Costs	--	0.00	0.00	--	--
Office Operations	10,435.00	0.00	0.00	10,435.00	0.0%
<b>Total Office Allowances</b>		<b>0.00</b>	<b>0.00</b>		
<b>Operational Resources</b>					
Operational Resources	--	180.69	395.38	--	--
<b>Total Operational Resources</b>		<b>180.69</b>	<b>395.38</b>		
<b>Travel &amp; Living Allowances</b>					
House in Session	--	2,646.10	4,489.82	--	--
House Not in Session	--	0.00	0.00	--	--
Intra & Extra-Constituency Travel	5,739.00	0.00	0.00	5,739.00	0.0%
Helicopter Travel	--	0.00	0.00	--	--
<b>Total Travel &amp; Living Allowances</b>		<b>2,646.10</b>	<b>4,489.82</b>		
<b>Constituency Allowance</b>					
Constituency Allowance	2,609.00	0.00	0.00	2,609.00	0.0%
<b>Total Constituency Allowance</b>		<b>0.00</b>	<b>0.00</b>		
<b>Total Expenditures</b>					
		<b>2,826.79</b>	<b>4,885.20</b>		

---- End of Report ----



House of Assembly  
Newfoundland and Labrador  
Member Accountability and Disclosure Report  
**Expenditures Summarized by Category**  
01-Jun-22 to 30-Jun-22

**BRAZIL, DAVID, MHA**

Allowance Category	Expenditure Limit for Fiscal Year (Net of HST)	Expenditures Processed 01-Jun-22 to 30-Jun-22 (Net of HST)	Expenditures Year to Date 01-Apr- to 30-Jun-22 (Net of HST)	Funds Available (Net of HST)	Percent Expended to Date
<b>Office Allowances</b>					
Office Accommodations	--	0.00	0.00	--	--
Rental of Short-term Accommodations	--	0.00	0.00	--	--
Office Start-up Costs	--	0.00	0.00	--	--
Office Operations	10,435.00	137.32	247.42	10,187.58	2.4%
<b>Total Office Allowances</b>		<b>137.32</b>	<b>247.42</b>		
<b>Operational Resources</b>					
Operational Resources	--	99.71	204.80	--	--
<b>Total Operational Resources</b>		<b>99.71</b>	<b>204.80</b>		
<b>Travel &amp; Living Allowances</b>					
House in Session	--	0.00	0.00	--	--
House Not in Session	--	0.00	0.00	--	--
Intra & Extra-Constituency Travel	6,696.00	0.00	594.32	6,101.68	8.9%
Helicopter Travel	--	0.00	0.00	--	--
<b>Total Travel &amp; Living Allowances</b>		<b>0.00</b>	<b>594.32</b>		
<b>Constituency Allowance</b>					
Constituency Allowance	2,609.00	0.00	114.45	2,494.55	4.4%
<b>Total Constituency Allowance</b>		<b>0.00</b>	<b>114.45</b>		
<b>Total Expenditures</b>					
		<b>237.03</b>	<b>1,160.99</b>		

---- End of Report ----



House of Assembly  
Newfoundland and Labrador  
Member Accountability and Disclosure Report  
**Expenditures Summarized by Category**  
01-Jun-22 to 30-Jun-22

**Bragg, Derrick, MHA**

Allowance Category	Expenditure Limit for Fiscal Year (Net of HST)	Expenditures Processed 01-Jun-22 to 30-Jun-22 (Net of HST)	Expenditures Year to Date 01-Apr- to 30-Jun-22 (Net of HST)	Funds Available (Net of HST)	Percent Expended to Date
<b>Office Allowances</b>					
Office Accommodations	14,400.00	1,200.00	3,600.00	10,800.00	25.0%
Rental of Short-term Accommodations	--	0.00	0.00	--	--
Office Start-up Costs	--	0.00	0.00	--	--
Office Operations	10,435.00	0.00	253.01	10,181.99	2.4%
<b>Total Office Allowances</b>		<b>1,200.00</b>	<b>3,853.01</b>		
<b>Operational Resources</b>					
Operational Resources	--	387.99	6,027.94	--	--
<b>Total Operational Resources</b>		<b>387.99</b>	<b>6,027.94</b>		
<b>Travel &amp; Living Allowances</b>					
House in Session	--	1,764.46	5,930.95	--	--
House Not in Session	--	0.00	0.00	--	--
Intra & Extra-Constituency Travel	11,043.00	0.00	436.45	10,606.55	4.0%
Helicopter Travel	--	0.00	0.00	--	--
<b>Total Travel &amp; Living Allowances</b>		<b>1,764.46</b>	<b>6,367.40</b>		
<b>Constituency Allowance</b>					
Constituency Allowance	2,609.00	0.00	0.00	2,609.00	0.0%
<b>Total Constituency Allowance</b>		<b>0.00</b>	<b>0.00</b>		
<b>Total Expenditures</b>					
		<b>3,352.45</b>	<b>16,248.35</b>		

---- End of Report ----



House of Assembly  
Newfoundland and Labrador  
Member Accountability and Disclosure Report  
**Expenditures Summarized by Category**  
01-Jun-22 to 30-Jun-22

**Bennett, Derek, MHA**

Allowance Category	Expenditure Limit for Fiscal Year (Net of HST)	Expenditures Processed 01-Jun-22 to 30-Jun-22 (Net of HST)	Expenditures Year to Date 01-Apr- to 30-Jun-22 (Net of HST)	Funds Available (Net of HST)	Percent Expended to Date
<b>Office Allowances</b>					
Office Accommodations	--	0.00	0.00	--	--
Rental of Short-term Accommodations	--	0.00	0.00	--	--
Office Start-up Costs	--	0.00	0.00	--	--
Office Operations	10,435.00	0.00	50.00	10,385.00	0.5%
<b>Total Office Allowances</b>		<b>0.00</b>	<b>50.00</b>		
<b>Operational Resources</b>					
Operational Resources	--	277.65	682.81	--	--
<b>Total Operational Resources</b>		<b>277.65</b>	<b>682.81</b>		
<b>Travel &amp; Living Allowances</b>					
House in Session	--	2,126.50	5,072.07	--	--
House Not in Session	--	0.00	663.06	--	--
Intra & Extra-Constituency Travel	8,000.00	151.36	284.21	7,715.79	3.6%
Helicopter Travel	--	0.00	0.00	--	--
<b>Total Travel &amp; Living Allowances</b>		<b>2,277.86</b>	<b>6,019.34</b>		
<b>Constituency Allowance</b>					
Constituency Allowance	2,609.00	0.00	13.40	2,595.60	0.5%
<b>Total Constituency Allowance</b>		<b>0.00</b>	<b>13.40</b>		
<b>Total Expenditures</b>					
		<b>2,555.51</b>	<b>6,765.55</b>		

---- End of Report ----



House of Assembly  
Newfoundland and Labrador  
Member Accountability and Disclosure Report  
**Expenditures Summarized by Category**  
01-Jun-22 to 30-Jun-22

**ABBOTT, JOHN, MHA**

Allowance Category	Expenditure Limit for Fiscal Year (Net of HST)	Expenditures Processed 01-Jun-22 to 30-Jun-22 (Net of HST)	Expenditures Year to Date 01-Apr- to 30-Jun-22 (Net of HST)	Funds Available (Net of HST)	Percent Expended to Date
<b>Office Allowances</b>					
Office Accommodations	--	0.00	0.00	--	--
Rental of Short-term Accommodations	--	0.00	0.00	--	--
Office Start-up Costs	619.00	0.00	0.00	619.00	0.0%
Office Operations	10,435.00	190.32	240.58	10,194.42	2.3%
<b>Total Office Allowances</b>		<b>190.32</b>	<b>240.58</b>		
<b>Operational Resources</b>					
Operational Resources	--	40.00	80.00	--	--
<b>Total Operational Resources</b>		<b>40.00</b>	<b>80.00</b>		
<b>Travel &amp; Living Allowances</b>					
House in Session	--	0.00	0.00	--	--
House Not in Session	--	0.00	0.00	--	--
Intra & Extra-Constituency Travel	5,217.00	14.88	14.88	5,202.12	0.3%
Helicopter Travel	--	0.00	0.00	--	--
<b>Total Travel &amp; Living Allowances</b>		<b>14.88</b>	<b>14.88</b>		
<b>Constituency Allowance</b>					
Constituency Allowance	2,609.00	171.34	171.34	2,437.66	6.6%
<b>Total Constituency Allowance</b>		<b>171.34</b>	<b>171.34</b>		
<b>Total Expenditures</b>					
		<b>416.54</b>	<b>506.80</b>		

---- End of Report ----



House of Assembly  
Newfoundland and Labrador  
Member Accountability and Disclosure Report  
**Expenditures Summarized by Category**  
01-Jun-22 to 30-Jun-22

**Warr, Brian, MHA**

Allowance Category	Expenditure Limit for Fiscal Year (Net of HST)	Expenditures Processed 01-Jun-22 to 30-Jun-22 (Net of HST)	Expenditures Year to Date 01-Apr- to 30-Jun-22 (Net of HST)	Funds Available (Net of HST)	Percent Expended to Date
<b>Office Allowances</b>					
Office Accommodations	9,987.00	832.25	2,496.75	7,490.25	25.0%
Rental of Short-term Accommodations	--	0.00	0.00	--	--
Office Start-up Costs	--	0.00	0.00	--	--
Office Operations	10,435.00	0.00	15.95	10,419.05	0.2%
<b>Total Office Allowances</b>		<b>832.25</b>	<b>2,512.70</b>		
<b>Operational Resources</b>					
Operational Resources	--	166.53	625.86	--	--
<b>Total Operational Resources</b>		<b>166.53</b>	<b>625.86</b>		
<b>Travel &amp; Living Allowances</b>					
House in Session	--	4,157.67	6,432.57	--	--
House Not in Session	--	524.92	524.92	--	--
Intra & Extra-Constituency Travel	10,957.00	1,831.42	1,960.35	8,996.65	17.9%
Helicopter Travel	--	0.00	0.00	--	--
<b>Total Travel &amp; Living Allowances</b>		<b>6,514.01</b>	<b>8,917.84</b>		
<b>Constituency Allowance</b>					
Constituency Allowance	2,609.00	669.20	669.20	1,939.80	25.6%
<b>Total Constituency Allowance</b>		<b>669.20</b>	<b>669.20</b>		
<b>Total Expenditures</b>					
		<b>8,181.99</b>	<b>12,725.60</b>		

---- End of Report ----



House of Assembly  
Newfoundland and Labrador  
Member Accountability and Disclosure Report  
**Expenditures Summarized by Category**  
01-Jun-22 to 30-Jun-22

Trimper, Perry, MHA

Allowance Category	Expenditure Limit for Fiscal Year (Net of HST)	Expenditures Processed 01-Jun-22 to 30-Jun-22 (Net of HST)	Expenditures Year to Date 01-Apr- to 30-Jun-22 (Net of HST)	Funds Available (Net of HST)	Percent Expended to Date
<b>Office Allowances</b>					
Office Accommodations	--	0.00	0.00	--	--
Rental of Short-term Accommodations	--	0.00	0.00	--	--
Office Start-up Costs	--	0.00	0.00	--	--
Office Operations	10,435.00	0.00	155.51	10,279.49	1.5%
<b>Total Office Allowances</b>		<b>0.00</b>	<b>155.51</b>		
<b>Operational Resources</b>					
Operational Resources	--	154.60	309.07	--	--
<b>Total Operational Resources</b>		<b>154.60</b>	<b>309.07</b>		
<b>Travel &amp; Living Allowances</b>					
House in Session	--	7,271.08	10,270.61	--	--
House Not in Session	--	1,913.50	1,913.50	--	--
Intra & Extra-Constituency Travel	6,957.00	0.00	0.00	6,957.00	0.0%
Helicopter Travel	--	0.00	0.00	--	--
<b>Total Travel &amp; Living Allowances</b>		<b>9,184.58</b>	<b>12,184.11</b>		
<b>Constituency Allowance</b>					
Constituency Allowance	2,609.00	27.23	70.39	2,538.61	2.7%
<b>Total Constituency Allowance</b>		<b>27.23</b>	<b>70.39</b>		
<b>Total Expenditures</b>		<b>9,366.41</b>	<b>12,719.08</b>		

---- End of Report ----



House of Assembly  
Newfoundland and Labrador  
Member Accountability and Disclosure Report  
**Expenditures Summarized by Category**  
01-Jun-22 to 30-Jun-22

WALL, JOEDY, MHA

Allowance Category	Expenditure Limit for Fiscal Year (Net of HST)	Expenditures Processed 01-Jun-22 to 30-Jun-22 (Net of HST)	Expenditures Year to Date 01-Apr- to 30-Jun-22 (Net of HST)	Funds Available (Net of HST)	Percent Expended to Date
<b>Office Allowances</b>					
Office Accommodations	--	0.00	0.00	--	--
Rental of Short-term Accommodations	--	0.00	0.00	--	--
Office Start-up Costs	543.00	0.00	0.00	543.00	0.0%
Office Operations	10,435.00	223.70	592.21	9,842.79	5.7%
<b>Total Office Allowances</b>		<b>223.70</b>	<b>592.21</b>		
<b>Operational Resources</b>					
Operational Resources	--	95.10	189.57	--	--
<b>Total Operational Resources</b>		<b>95.10</b>	<b>189.57</b>		
<b>Travel &amp; Living Allowances</b>					
House in Session	--	0.00	0.00	--	--
House Not in Session	--	0.00	0.00	--	--
Intra & Extra-Constituency Travel	6,261.00	2,634.96	3,304.86	2,956.14	52.8%
Helicopter Travel	--	0.00	0.00	--	--
<b>Total Travel &amp; Living Allowances</b>		<b>2,634.96</b>	<b>3,304.86</b>		
<b>Constituency Allowance</b>					
Constituency Allowance	2,609.00	0.00	250.00	2,359.00	9.6%
<b>Total Constituency Allowance</b>		<b>0.00</b>	<b>250.00</b>		
<b>Total Expenditures</b>		<b>2,953.76</b>	<b>4,336.64</b>		

---- End of Report ----





House of Assembly  
Newfoundland and Labrador  
Member Accountability and Disclosure Report  
**Expenditures Summarized by Category**  
01-Jun-22 to 30-Jun-22

**WAKEHAM, TONY, MHA**

Allowance Category	Expenditure Limit for Fiscal Year (Net of HST)	Expenditures Processed 01-Jun-22 to 30-Jun-22 (Net of HST)	Expenditures Year to Date 01-Apr- to 30-Jun-22 (Net of HST)	Funds Available (Net of HST)	Percent Expended to Date
<b>Office Allowances</b>					
Office Accommodations	9,377.00	781.40	2,344.20	7,032.80	25.0%
Rental of Short-term Accommodations	--	0.00	0.00	--	--
Office Start-up Costs	--	0.00	0.00	--	--
Office Operations	10,435.00	0.00	365.89	10,069.11	3.5%
<b>Total Office Allowances</b>		<b>781.40</b>	<b>2,710.09</b>		
<b>Operational Resources</b>					
Operational Resources	--	586.84	1,473.91	--	--
<b>Total Operational Resources</b>		<b>586.84</b>	<b>1,473.91</b>		
<b>Travel &amp; Living Allowances</b>					
House in Session	--	5,403.86	10,663.59	--	--
House Not in Session	--	0.00	43.86	--	--
Intra & Extra-Constituency Travel	5,913.00	0.00	0.00	5,913.00	0.0%
Helicopter Travel	--	0.00	0.00	--	--
<b>Total Travel &amp; Living Allowances</b>		<b>5,403.86</b>	<b>10,707.45</b>		
<b>Constituency Allowance</b>					
Constituency Allowance	2,609.00	0.00	250.00	2,359.00	9.6%
<b>Total Constituency Allowance</b>		<b>0.00</b>	<b>250.00</b>		
<b>Total Expenditures</b>					
		<b>6,772.10</b>	<b>15,141.45</b>		

---- End of Report ----



House of Assembly  
Newfoundland and Labrador  
Member Accountability and Disclosure Report  
**Expenditures Summarized by Category**  
01-Jun-22 to 30-Jun-22

TIBBS, CHRIS, MHA

Allowance Category	Expenditure Limit for Fiscal Year (Net of HST)	Expenditures Processed 01-Jun-22 to 30-Jun-22 (Net of HST)	Expenditures Year to Date 01-Apr- to 30-Jun-22 (Net of HST)	Funds Available (Net of HST)	Percent Expended to Date
<b>Office Allowances</b>					
Office Accommodations	--	0.00	0.00	--	--
Rental of Short-term Accommodations	--	0.00	0.00	--	--
Office Start-up Costs	--	0.00	0.00	--	--
Office Operations	10,435.00	1,354.70	2,036.60	8,398.40	19.5%
<b>Total Office Allowances</b>		<b>1,354.70</b>	<b>2,036.60</b>		
<b>Operational Resources</b>					
Operational Resources	--	227.38	510.21	--	--
<b>Total Operational Resources</b>		<b>227.38</b>	<b>510.21</b>		
<b>Travel &amp; Living Allowances</b>					
House in Session	--	3,053.17	4,513.39	--	--
House Not in Session	--	0.00	451.80	--	--
Intra & Extra-Constituency Travel	7,913.00	0.00	111.91	7,801.09	1.4%
Helicopter Travel	--	0.00	0.00	--	--
<b>Total Travel &amp; Living Allowances</b>		<b>3,053.17</b>	<b>5,077.10</b>		
<b>Constituency Allowance</b>					
Constituency Allowance	2,609.00	0.00	250.00	2,359.00	9.6%
<b>Total Constituency Allowance</b>		<b>0.00</b>	<b>250.00</b>		
<b>Total Expenditures</b>					
		<b>4,635.25</b>	<b>7,873.91</b>		

---- End of Report ----



House of Assembly  
Newfoundland and Labrador  
Member Accountability and Disclosure Report  
**Expenditures Summarized by Category**  
01-Jun-22 to 30-Jun-22

STOYLES, LUCY, MHA

Allowance Category	Expenditure Limit for Fiscal Year (Net of HST)	Expenditures Processed 01-Jun-22 to 30-Jun-22 (Net of HST)	Expenditures Year to Date 01-Apr- to 30-Jun-22 (Net of HST)	Funds Available (Net of HST)	Percent Expended to Date
<b>Office Allowances</b>					
Office Accommodations	--	0.00	0.00	--	--
Rental of Short-term Accommodations	--	0.00	0.00	--	--
Office Start-up Costs	770.00	0.00	0.00	770.00	0.0%
Office Operations	10,435.00	143.09	586.67	9,848.33	5.6%
<b>Total Office Allowances</b>		<b>143.09</b>	<b>586.67</b>		
<b>Operational Resources</b>					
Operational Resources	--	90.98	186.72	--	--
<b>Total Operational Resources</b>		<b>90.98</b>	<b>186.72</b>		
<b>Travel &amp; Living Allowances</b>					
House in Session	--	0.00	0.00	--	--
House Not in Session	--	0.00	0.00	--	--
Intra & Extra-Constituency Travel	5,217.00	2,400.00	2,530.91	2,686.09	48.5%
Helicopter Travel	--	0.00	0.00	--	--
<b>Total Travel &amp; Living Allowances</b>		<b>2,400.00</b>	<b>2,530.91</b>		
<b>Constituency Allowance</b>					
Constituency Allowance	2,609.00	43.48	443.48	2,165.52	17.0%
<b>Total Constituency Allowance</b>		<b>43.48</b>	<b>443.48</b>		
<b>Total Expenditures</b>					
		<b>2,677.55</b>	<b>3,747.78</b>		

---- End of Report ----



House of Assembly  
Newfoundland and Labrador  
Member Accountability and Disclosure Report  
**Expenditures Summarized by Category**  
01-Jun-22 to 30-Jun-22

Parsons, Pam, MHA

Allowance Category	Expenditure Limit for Fiscal Year (Net of HST)	Expenditures Processed 01-Jun-22 to 30-Jun-22 (Net of HST)	Expenditures Year to Date 01-Apr- to 30-Jun-22 (Net of HST)	Funds Available (Net of HST)	Percent Expended to Date
<b>Office Allowances</b>					
Office Accommodations	14,507.00	1,208.91	3,626.73	10,880.27	25.0%
Rental of Short-term Accommodations	--	0.00	0.00	--	--
Office Start-up Costs	--	0.00	0.00	--	--
Office Operations	10,435.00	1,767.00	2,528.44	7,906.56	24.2%
<b>Total Office Allowances</b>		<b>2,975.91</b>	<b>6,155.17</b>		
<b>Operational Resources</b>					
Operational Resources	--	620.30	1,433.23	--	--
<b>Total Operational Resources</b>		<b>620.30</b>	<b>1,433.23</b>		
<b>Travel &amp; Living Allowances</b>					
House in Session	--	1,064.78	2,270.65	--	--
House Not in Session	--	8.77	8.77	--	--
Intra & Extra-Constituency Travel	6,696.00	211.89	461.39	6,234.61	6.9%
Helicopter Travel	--	0.00	0.00	--	--
<b>Total Travel &amp; Living Allowances</b>		<b>1,285.44</b>	<b>2,740.81</b>		
<b>Constituency Allowance</b>					
Constituency Allowance	2,609.00	0.00	0.00	2,609.00	0.0%
<b>Total Constituency Allowance</b>		<b>0.00</b>	<b>0.00</b>		
<b>Total Expenditures</b>					
		<b>4,881.65</b>	<b>10,329.21</b>		

---- End of Report ----



House of Assembly  
Newfoundland and Labrador  
Member Accountability and Disclosure Report  
**Expenditures Summarized by Category**  
01-Jun-22 to 30-Jun-22

REID, SCOTT, MHA

Allowance Category	Expenditure Limit for Fiscal Year (Net of HST)	Expenditures Processed 01-Jun-22 to 30-Jun-22 (Net of HST)	Expenditures Year to Date 01-Apr- to 30-Jun-22 (Net of HST)	Funds Available (Net of HST)	Percent Expended to Date
<b>Office Allowances</b>					
Office Accommodations	--	0.00	0.00	--	--
Rental of Short-term Accommodations	--	0.00	0.00	--	--
Office Start-up Costs	--	0.00	0.00	--	--
Office Operations	10,435.00	2,783.07	3,249.47	7,185.53	31.1%
<b>Total Office Allowances</b>		<b>2,783.07</b>	<b>3,249.47</b>		
<b>Operational Resources</b>					
Operational Resources	--	868.86	1,447.10	--	--
<b>Total Operational Resources</b>		<b>868.86</b>	<b>1,447.10</b>		
<b>Travel &amp; Living Allowances</b>					
House in Session	--	4,148.34	4,842.53	--	--
House Not in Session	--	87.72	184.58	--	--
Intra & Extra-Constituency Travel	7,304.00	704.36	858.32	6,445.68	11.8%
Helicopter Travel	--	0.00	0.00	--	--
<b>Total Travel &amp; Living Allowances</b>		<b>4,940.42</b>	<b>5,885.43</b>		
<b>Constituency Allowance</b>					
Constituency Allowance	2,609.00	126.10	126.10	2,482.90	4.8%
<b>Total Constituency Allowance</b>		<b>126.10</b>	<b>126.10</b>		
<b>Total Expenditures</b>					
		<b>8,718.45</b>	<b>10,708.10</b>		

---- End of Report ----



House of Assembly  
Newfoundland and Labrador  
Member Accountability and Disclosure Report  
**Expenditures Summarized by Category**  
01-Jun-22 to 30-Jun-22

**STOODLEY, SARAH, MHA**

Allowance Category	Expenditure Limit for Fiscal Year (Net of HST)	Expenditures Processed 01-Jun-22 to 30-Jun-22 (Net of HST)	Expenditures Year to Date 01-Apr- to 30-Jun-22 (Net of HST)	Funds Available (Net of HST)	Percent Expended to Date
<b>Office Allowances</b>					
Office Accommodations	--	0.00	0.00	--	--
Rental of Short-term Accommodations	--	0.00	0.00	--	--
Office Start-up Costs	--	0.00	0.00	--	--
Office Operations	10,435.00	77.86	323.85	10,111.15	3.1%
<b>Total Office Allowances</b>		<b>77.86</b>	<b>323.85</b>		
<b>Operational Resources</b>					
Operational Resources	--	45.00	95.00	--	--
<b>Total Operational Resources</b>		<b>45.00</b>	<b>95.00</b>		
<b>Travel &amp; Living Allowances</b>					
House in Session	--	0.00	0.00	--	--
House Not in Session	--	0.00	0.00	--	--
Intra & Extra-Constituency Travel	5,217.00	0.00	0.00	5,217.00	0.0%
Helicopter Travel	--	0.00	0.00	--	--
<b>Total Travel &amp; Living Allowances</b>		<b>0.00</b>	<b>0.00</b>		
<b>Constituency Allowance</b>					
Constituency Allowance	2,609.00	141.44	656.96	1,952.04	25.2%
<b>Total Constituency Allowance</b>		<b>141.44</b>	<b>656.96</b>		
<b>Total Expenditures</b>					
		<b>264.30</b>	<b>1,075.81</b>		

---- End of Report ----



House of Assembly  
Newfoundland and Labrador  
Member Accountability and Disclosure Report  
**Expenditures Summarized by Category**  
01-Jun-22 to 30-Jun-22

**PIKE, PAUL, MHA**

Allowance Category	Expenditure Limit for Fiscal Year (Net of HST)	Expenditures Processed 01-Jun-22 to 30-Jun-22 (Net of HST)	Expenditures Year to Date 01-Apr- to 30-Jun-22 (Net of HST)	Funds Available (Net of HST)	Percent Expended to Date
<b>Office Allowances</b>					
Office Accommodations	15,545.00	1,295.36	3,886.08	11,658.92	25.0%
Rental of Short-term Accommodations	--	0.00	0.00	--	--
Office Start-up Costs	248.00	0.00	0.00	248.00	0.0%
Office Operations	10,435.00	194.45	285.19	10,149.81	2.7%
<b>Total Office Allowances</b>		<b>1,489.81</b>	<b>4,171.27</b>		
<b>Operational Resources</b>					
Operational Resources	--	399.36	897.46	--	--
<b>Total Operational Resources</b>		<b>399.36</b>	<b>897.46</b>		
<b>Travel &amp; Living Allowances</b>					
House in Session	--	2,352.37	3,873.88	--	--
House Not in Session	--	119.36	215.15	--	--
Intra & Extra-Constituency Travel	11,043.00	283.89	577.37	10,465.63	5.2%
Helicopter Travel	--	0.00	0.00	--	--
<b>Total Travel &amp; Living Allowances</b>		<b>2,755.62</b>	<b>4,666.40</b>		
<b>Constituency Allowance</b>					
Constituency Allowance	2,609.00	0.00	0.00	2,609.00	0.0%
<b>Total Constituency Allowance</b>		<b>0.00</b>	<b>0.00</b>		
<b>Total Expenditures</b>					
		<b>4,644.79</b>	<b>9,735.13</b>		

---- End of Report ----



House of Assembly  
Newfoundland and Labrador  
Member Accountability and Disclosure Report  
**Expenditures Summarized by Category**  
01-Jun-22 to 30-Jun-22

Petten, Barry, MHA

Allowance Category	Expenditure Limit for Fiscal Year (Net of HST)	Expenditures Processed 01-Jun-22 to 30-Jun-22 (Net of HST)	Expenditures Year to Date 01-Apr- to 30-Jun-22 (Net of HST)	Funds Available (Net of HST)	Percent Expended to Date
<b>Office Allowances</b>					
Office Accommodations	14,280.00	1,190.00	3,570.00	10,710.00	25.0%
Rental of Short-term Accommodations	--	0.00	0.00	--	--
Office Start-up Costs	--	0.00	0.00	--	--
Office Operations	10,435.00	168.00	1,652.81	8,782.19	15.8%
<b>Total Office Allowances</b>		<b>1,358.00</b>	<b>5,222.81</b>		
<b>Operational Resources</b>					
Operational Resources	--	660.70	1,357.02	--	--
<b>Total Operational Resources</b>		<b>660.70</b>	<b>1,357.02</b>		
<b>Travel &amp; Living Allowances</b>					
House in Session	--	0.00	0.00	--	--
House Not in Session	--	0.00	0.00	--	--
Intra & Extra-Constituency Travel	5,304.00	2,400.00	2,400.00	2,904.00	45.2%
Helicopter Travel	--	0.00	0.00	--	--
<b>Total Travel &amp; Living Allowances</b>		<b>2,400.00</b>	<b>2,400.00</b>		
<b>Constituency Allowance</b>					
Constituency Allowance	2,609.00	0.00	0.00	2,609.00	0.0%
<b>Total Constituency Allowance</b>		<b>0.00</b>	<b>0.00</b>		
<b>Total Expenditures</b>					
		<b>4,418.70</b>	<b>8,979.83</b>		

---- End of Report ----





House of Assembly  
Newfoundland and Labrador  
Member Accountability and Disclosure Report  
**Expenditures Summarized by Category**  
01-Jun-22 to 30-Jun-22

**PARSONS, ANDREW, MHA**

Allowance Category	Expenditure Limit for Fiscal Year (Net of HST)	Expenditures Processed 01-Jun-22 to 30-Jun-22 (Net of HST)	Expenditures Year to Date 01-Apr- to 30-Jun-22 (Net of HST)	Funds Available (Net of HST)	Percent Expended to Date
<b>Office Allowances</b>					
Office Accommodations	13,200.00	1,100.00	3,300.00	9,900.00	25.0%
Rental of Short-term Accommodations	--	0.00	0.00	--	--
Office Start-up Costs	--	0.00	0.00	--	--
Office Operations	10,435.00	1,027.43	1,404.91	9,030.09	13.5%
<b>Total Office Allowances</b>		<b>2,127.43</b>	<b>4,704.91</b>		
<b>Operational Resources</b>					
Operational Resources	--	613.24	1,252.68	--	--
<b>Total Operational Resources</b>		<b>613.24</b>	<b>1,252.68</b>		
<b>Travel &amp; Living Allowances</b>					
House in Session	--	2,342.66	5,495.44	--	--
House Not in Session	--	43.86	87.72	--	--
Intra & Extra-Constituency Travel	9,826.00	66.17	635.06	9,190.94	6.5%
Helicopter Travel	18,261.00	0.00	0.00	18,261.00	0.0%
<b>Total Travel &amp; Living Allowances</b>		<b>2,452.69</b>	<b>6,218.22</b>		
<b>Constituency Allowance</b>					
Constituency Allowance	2,609.00	284.43	284.43	2,324.57	10.9%
<b>Total Constituency Allowance</b>		<b>284.43</b>	<b>284.43</b>		
<b>Total Expenditures</b>					
		<b>5,477.79</b>	<b>12,460.24</b>		

---- End of Report ----



House of Assembly  
Newfoundland and Labrador  
Member Accountability and Disclosure Report  
**Expenditures Summarized by Category**  
01-Jun-22 to 30-Jun-22

PARROTT, LLOYD, MHA

Allowance Category	Expenditure Limit for Fiscal Year (Net of HST)	Expenditures Processed 01-Jun-22 to 30-Jun-22 (Net of HST)	Expenditures Year to Date 01-Apr- to 30-Jun-22 (Net of HST)	Funds Available (Net of HST)	Percent Expended to Date
<b>Office Allowances</b>					
Office Accommodations	13,800.00	1,150.00	3,450.00	10,350.00	25.0%
Rental of Short-term Accommodations	--	0.00	0.00	--	--
Office Start-up Costs	--	0.00	0.00	--	--
Office Operations	10,435.00	5.30	1,079.10	9,355.90	10.3%
<b>Total Office Allowances</b>		<b>1,155.30</b>	<b>4,529.10</b>		
<b>Operational Resources</b>					
Operational Resources	--	1,122.97	3,546.29	--	--
<b>Total Operational Resources</b>		<b>1,122.97</b>	<b>3,546.29</b>		
<b>Travel &amp; Living Allowances</b>					
House in Session	--	2,219.62	6,781.04	--	--
House Not in Session	--	191.99	556.24	--	--
Intra & Extra-Constituency Travel	11,043.00	644.94	1,439.00	9,604.00	13.0%
Helicopter Travel	--	0.00	0.00	--	--
<b>Total Travel &amp; Living Allowances</b>		<b>3,056.55</b>	<b>8,776.28</b>		
<b>Constituency Allowance</b>					
Constituency Allowance	2,609.00	0.00	250.00	2,359.00	9.6%
<b>Total Constituency Allowance</b>		<b>0.00</b>	<b>250.00</b>		
<b>Total Expenditures</b>		<b>5,334.82</b>	<b>17,101.67</b>		

---- End of Report ----



House of Assembly  
Newfoundland and Labrador  
Member Accountability and Disclosure Report  
**Expenditures Summarized by Category**  
01-Jun-22 to 30-Jun-22

**PARDY, CRAIG, MHA**

Allowance Category	Expenditure Limit for Fiscal Year (Net of HST)	Expenditures Processed 01-Jun-22 to 30-Jun-22 (Net of HST)	Expenditures Year to Date 01-Apr- to 30-Jun-22 (Net of HST)	Funds Available (Net of HST)	Percent Expended to Date
<b>Office Allowances</b>					
Office Accommodations	17,700.00	1,475.00	4,425.00	13,275.00	25.0%
Rental of Short-term Accommodations	--	0.00	0.00	--	--
Office Start-up Costs	--	0.00	0.00	--	--
Office Operations	10,435.00	798.49	1,037.20	9,397.80	9.9%
<b>Total Office Allowances</b>		<b>2,273.49</b>	<b>5,462.20</b>		
<b>Operational Resources</b>					
Operational Resources	--	428.49	949.10	--	--
<b>Total Operational Resources</b>		<b>428.49</b>	<b>949.10</b>		
<b>Travel &amp; Living Allowances</b>					
House in Session	--	2,570.72	3,562.62	--	--
House Not in Session	--	118.79	397.58	--	--
Intra & Extra-Constituency Travel	9,739.00	436.77	1,367.97	8,371.03	14.0%
Helicopter Travel	--	0.00	0.00	--	--
<b>Total Travel &amp; Living Allowances</b>		<b>3,126.28</b>	<b>5,328.17</b>		
<b>Constituency Allowance</b>					
Constituency Allowance	2,609.00	0.00	273.68	2,335.32	10.5%
<b>Total Constituency Allowance</b>		<b>0.00</b>	<b>273.68</b>		
<b>Total Expenditures</b>					
		<b>5,828.26</b>	<b>12,013.15</b>		

---- End of Report ----



House of Assembly  
Newfoundland and Labrador  
Member Accountability and Disclosure Report  
**Expenditures Summarized by Category**  
01-Jun-22 to 30-Jun-22

**O'DRISCOLL, LOYOLA, MHA**

Allowance Category	Expenditure Limit for Fiscal Year (Net of HST)	Expenditures Processed 01-Jun-22 to 30-Jun-22 (Net of HST)	Expenditures Year to Date 01-Apr- to 30-Jun-22 (Net of HST)	Funds Available (Net of HST)	Percent Expended to Date
<b>Office Allowances</b>					
Office Accommodations	--	0.00	0.00	--	--
Rental of Short-term Accommodations	--	0.00	0.00	--	--
Office Start-up Costs	--	0.00	0.00	--	--
Office Operations	10,435.00	168.00	853.94	9,581.06	8.2%
<b>Total Office Allowances</b>		<b>168.00</b>	<b>853.94</b>		
<b>Operational Resources</b>					
Operational Resources	--	96.42	191.43	--	--
<b>Total Operational Resources</b>		<b>96.42</b>	<b>191.43</b>		
<b>Travel &amp; Living Allowances</b>					
House in Session	--	0.00	0.00	--	--
House Not in Session	--	0.00	0.00	--	--
Intra & Extra-Constituency Travel	8,783.00	1,325.90	1,325.90	7,457.10	15.1%
Helicopter Travel	--	0.00	0.00	--	--
<b>Total Travel &amp; Living Allowances</b>		<b>1,325.90</b>	<b>1,325.90</b>		
<b>Constituency Allowance</b>					
Constituency Allowance	2,609.00	34.55	284.55	2,324.45	10.9%
<b>Total Constituency Allowance</b>		<b>34.55</b>	<b>284.55</b>		
<b>Total Expenditures</b>					
		<b>1,624.87</b>	<b>2,655.82</b>		

---- End of Report ----



House of Assembly  
Newfoundland and Labrador  
Member Accountability and Disclosure Report  
**Expenditures Summarized by Category**  
01-Jun-22 to 30-Jun-22

OSBORNE, TOM, MHA

Allowance Category	Expenditure Limit for Fiscal Year (Net of HST)	Expenditures Processed 01-Jun-22 to 30-Jun-22 (Net of HST)	Expenditures Year to Date 01-Apr- to 30-Jun-22 (Net of HST)	Funds Available (Net of HST)	Percent Expended to Date
<b>Office Allowances</b>					
Office Accommodations	--	0.00	0.00	--	--
Rental of Short-term Accommodations	--	0.00	0.00	--	--
Office Start-up Costs	--	0.00	0.00	--	--
Office Operations	10,435.00	37.82	37.82	10,397.18	0.4%
<b>Total Office Allowances</b>		<b>37.82</b>	<b>37.82</b>		
<b>Operational Resources</b>					
Operational Resources	--	97.75	170.50	--	--
<b>Total Operational Resources</b>		<b>97.75</b>	<b>170.50</b>		
<b>Travel &amp; Living Allowances</b>					
House in Session	--	0.00	0.00	--	--
House Not in Session	--	0.00	0.00	--	--
Intra & Extra-Constituency Travel	5,217.00	0.00	0.00	5,217.00	0.0%
Helicopter Travel	--	0.00	0.00	--	--
<b>Total Travel &amp; Living Allowances</b>		<b>0.00</b>	<b>0.00</b>		
<b>Constituency Allowance</b>					
Constituency Allowance	2,609.00	0.00	0.00	2,609.00	0.0%
<b>Total Constituency Allowance</b>		<b>0.00</b>	<b>0.00</b>		
<b>Total Expenditures</b>					
		<b>135.57</b>	<b>208.32</b>		

---- End of Report ----



House of Assembly  
Newfoundland and Labrador  
Member Accountability and Disclosure Report  
**Expenditures Summarized by Category**  
01-Jun-22 to 30-Jun-22

LOVELESS, ELVIS, MHA

Allowance Category	Expenditure Limit for Fiscal Year (Net of HST)	Expenditures Processed 01-Jun-22 to 30-Jun-22 (Net of HST)	Expenditures Year to Date 01-Apr- to 30-Jun-22 (Net of HST)	Funds Available (Net of HST)	Percent Expended to Date
<b>Office Allowances</b>					
Office Accommodations	11,700.00	975.00	2,925.00	8,775.00	25.0%
Rental of Short-term Accommodations	--	0.00	0.00	--	--
Office Start-up Costs	--	0.00	0.00	--	--
Office Operations	10,435.00	0.00	350.87	10,084.13	3.4%
<b>Total Office Allowances</b>		<b>975.00</b>	<b>3,275.87</b>		
<b>Operational Resources</b>					
Operational Resources	--	243.79	1,372.08	--	--
<b>Total Operational Resources</b>		<b>243.79</b>	<b>1,372.08</b>		
<b>Travel &amp; Living Allowances</b>					
House in Session	--	716.04	716.04	--	--
House Not in Session	--	1,219.55	2,041.59	--	--
Intra & Extra-Constituency Travel	14,174.00	628.17	953.75	13,220.25	6.7%
Helicopter Travel	21,391.00	5,038.24	5,038.24	16,352.76	23.6%
<b>Total Travel &amp; Living Allowances</b>		<b>7,602.00</b>	<b>8,749.62</b>		
<b>Constituency Allowance</b>					
Constituency Allowance	2,609.00	0.00	545.11	2,063.89	20.9%
<b>Total Constituency Allowance</b>		<b>0.00</b>	<b>545.11</b>		
<b>Total Expenditures</b>					
		<b>8,820.79</b>	<b>13,942.68</b>		

---- End of Report ----



House of Assembly  
Newfoundland and Labrador  
Member Accountability and Disclosure Report  
**Expenditures Summarized by Category**  
01-Jun-22 to 30-Jun-22

LANE, PAUL, MHA

Allowance Category	Expenditure Limit for Fiscal Year (Net of HST)	Expenditures Processed 01-Jun-22 to 30-Jun-22 (Net of HST)	Expenditures Year to Date 01-Apr- to 30-Jun-22 (Net of HST)	Funds Available (Net of HST)	Percent Expended to Date
<b>Office Allowances</b>					
Office Accommodations	--	0.00	0.00	--	--
Rental of Short-term Accommodations	--	0.00	0.00	--	--
Office Start-up Costs	--	0.00	0.00	--	--
Office Operations	10,435.00	748.81	1,439.72	8,995.28	13.8%
<b>Total Office Allowances</b>		<b>748.81</b>	<b>1,439.72</b>		
<b>Operational Resources</b>					
Operational Resources	--	101.49	203.52	--	--
<b>Total Operational Resources</b>		<b>101.49</b>	<b>203.52</b>		
<b>Travel &amp; Living Allowances</b>					
House in Session	--	0.00	0.00	--	--
House Not in Session	--	0.00	0.00	--	--
Intra & Extra-Constituency Travel	5,217.00	2,400.00	3,003.39	2,213.61	57.6%
Helicopter Travel	--	0.00	0.00	--	--
<b>Total Travel &amp; Living Allowances</b>		<b>2,400.00</b>	<b>3,003.39</b>		
<b>Constituency Allowance</b>					
Constituency Allowance	2,609.00	0.00	0.00	2,609.00	0.0%
<b>Total Constituency Allowance</b>		<b>0.00</b>	<b>0.00</b>		
<b>Total Expenditures</b>					
		<b>3,250.30</b>	<b>4,646.63</b>		

---- End of Report ----



House of Assembly  
Newfoundland and Labrador  
Member Accountability and Disclosure Report  
**Expenditures Summarized by Category**  
01-Jun-22 to 30-Jun-22

JOYCE, EDDIE, MHA

Allowance Category	Expenditure Limit for Fiscal Year (Net of HST)	Expenditures Processed 01-Jun-22 to 30-Jun-22 (Net of HST)	Expenditures Year to Date 01-Apr- to 30-Jun-22 (Net of HST)	Funds Available (Net of HST)	Percent Expended to Date
<b>Office Allowances</b>					
Office Accommodations	--	0.00	0.00	--	--
Rental of Short-term Accommodations	--	0.00	0.00	--	--
Office Start-up Costs	--	0.00	0.00	--	--
Office Operations	10,435.00	2,196.30	2,541.25	7,893.75	24.4%
<b>Total Office Allowances</b>		<b>2,196.30</b>	<b>2,541.25</b>		
<b>Operational Resources</b>					
Operational Resources	--	229.76	967.13	--	--
<b>Total Operational Resources</b>		<b>229.76</b>	<b>967.13</b>		
<b>Travel &amp; Living Allowances</b>					
House in Session	--	3,633.05	7,751.01	--	--
House Not in Session	--	0.00	0.00	--	--
Intra & Extra-Constituency Travel	10,870.00	923.49	2,675.88	8,194.12	24.6%
Helicopter Travel	--	0.00	0.00	--	--
<b>Total Travel &amp; Living Allowances</b>		<b>4,556.54</b>	<b>10,426.89</b>		
<b>Constituency Allowance</b>					
Constituency Allowance	2,609.00	301.19	391.97	2,217.03	15.0%
<b>Total Constituency Allowance</b>		<b>301.19</b>	<b>391.97</b>		
<b>Total Expenditures</b>					
		<b>7,283.79</b>	<b>14,327.24</b>		

---- End of Report ----





House of Assembly  
Newfoundland and Labrador  
Member Accountability and Disclosure Report  
**Expenditures Summarized by Category**  
01-Jun-22 to 30-Jun-22

HOWELL, KRISTA LYNN, MHA

Allowance Category	Expenditure Limit for Fiscal Year (Net of HST)	Expenditures Processed 01-Jun-22 to 30-Jun-22 (Net of HST)	Expenditures Year to Date 01-Apr- to 30-Jun-22 (Net of HST)	Funds Available (Net of HST)	Percent Expended to Date
<b>Office Allowances</b>					
Office Accommodations	--	0.00	0.00	--	--
Rental of Short-term Accommodations	--	0.00	0.00	--	--
Office Start-up Costs	870.00	0.00	0.00	870.00	0.0%
Office Operations	10,435.00	0.00	19.61	10,415.39	0.2%
<b>Total Office Allowances</b>		<b>0.00</b>	<b>19.61</b>		
<b>Operational Resources</b>					
Operational Resources	--	268.88	634.22	--	--
<b>Total Operational Resources</b>		<b>268.88</b>	<b>634.22</b>		
<b>Travel &amp; Living Allowances</b>					
House in Session	--	0.00	0.00	--	--
House Not in Session	--	0.00	0.00	--	--
Intra & Extra-Constituency Travel	10,609.00	0.00	0.00	10,609.00	0.0%
Helicopter Travel	--	0.00	0.00	--	--
<b>Total Travel &amp; Living Allowances</b>		<b>0.00</b>	<b>0.00</b>		
<b>Constituency Allowance</b>					
Constituency Allowance	2,609.00	0.00	0.00	2,609.00	0.0%
<b>Total Constituency Allowance</b>		<b>0.00</b>	<b>0.00</b>		
<b>Total Expenditures</b>					
		<b>268.88</b>	<b>653.83</b>		

---- End of Report ----



House of Assembly  
Newfoundland and Labrador  
Member Accountability and Disclosure Report  
**Expenditures Summarized by Category**  
01-Jun-22 to 30-Jun-22

HOGAN, JOHN, MHA

Allowance Category	Expenditure Limit for Fiscal Year (Net of HST)	Expenditures Processed 01-Jun-22 to 30-Jun-22 (Net of HST)	Expenditures Year to Date 01-Apr- to 30-Jun-22 (Net of HST)	Funds Available (Net of HST)	Percent Expended to Date
<b>Office Allowances</b>					
Office Accommodations	--	0.00	0.00	--	--
Rental of Short-term Accommodations	--	0.00	0.00	--	--
Office Start-up Costs	870.00	0.00	0.00	870.00	0.0%
Office Operations	10,435.00	0.00	0.00	10,435.00	0.0%
<b>Total Office Allowances</b>		<b>0.00</b>	<b>0.00</b>		
<b>Operational Resources</b>					
Operational Resources	--	70.00	130.00	--	--
<b>Total Operational Resources</b>		<b>70.00</b>	<b>130.00</b>		
<b>Travel &amp; Living Allowances</b>					
House in Session	--	0.00	0.00	--	--
House Not in Session	--	0.00	0.00	--	--
Intra & Extra-Constituency Travel	5,217.00	0.00	0.00	5,217.00	0.0%
Helicopter Travel	--	0.00	0.00	--	--
<b>Total Travel &amp; Living Allowances</b>		<b>0.00</b>	<b>0.00</b>		
<b>Constituency Allowance</b>					
Constituency Allowance	2,609.00	0.00	0.00	2,609.00	0.0%
<b>Total Constituency Allowance</b>		<b>0.00</b>	<b>0.00</b>		
<b>Total Expenditures</b>					
		<b>70.00</b>	<b>130.00</b>		

---- End of Report ----



House of Assembly  
Newfoundland and Labrador  
Member Accountability and Disclosure Report  
**Expenditures Summarized by Category**  
01-Jun-22 to 30-Jun-22

Haggie, John, MHA

Allowance Category	Expenditure Limit for Fiscal Year (Net of HST)	Expenditures Processed 01-Jun-22 to 30-Jun-22 (Net of HST)	Expenditures Year to Date 01-Apr- to 30-Jun-22 (Net of HST)	Funds Available (Net of HST)	Percent Expended to Date
<b>Office Allowances</b>					
Office Accommodations	--	0.00	0.00	--	--
Rental of Short-term Accommodations	--	0.00	0.00	--	--
Office Start-up Costs	--	0.00	0.00	--	--
Office Operations	10,435.00	400.31	1,600.31	8,834.69	15.3%
<b>Total Office Allowances</b>		<b>400.31</b>	<b>1,600.31</b>		
<b>Operational Resources</b>					
Operational Resources	--	209.02	480.41	--	--
<b>Total Operational Resources</b>		<b>209.02</b>	<b>480.41</b>		
<b>Travel &amp; Living Allowances</b>					
House in Session	--	2,778.89	5,226.01	--	--
House Not in Session	--	0.00	0.00	--	--
Intra & Extra-Constituency Travel	6,696.00	0.00	22.22	6,673.78	0.3%
Helicopter Travel	--	0.00	0.00	--	--
<b>Total Travel &amp; Living Allowances</b>		<b>2,778.89</b>	<b>5,248.23</b>		
<b>Constituency Allowance</b>					
Constituency Allowance	2,609.00	20.00	70.00	2,539.00	2.7%
<b>Total Constituency Allowance</b>		<b>20.00</b>	<b>70.00</b>		
<b>Total Expenditures</b>					
		<b>3,408.22</b>	<b>7,398.95</b>		

---- End of Report ----



House of Assembly  
Newfoundland and Labrador  
Member Accountability and Disclosure Report  
**Expenditures Summarized by Category**  
01-Jun-22 to 30-Jun-22

Gambin - Walsh, Sherry, MHA

Allowance Category	Expenditure Limit for Fiscal Year (Net of HST)	Expenditures Processed 01-Jun-22 to 30-Jun-22 (Net of HST)	Expenditures Year to Date 01-Apr- to 30-Jun-22 (Net of HST)	Funds Available (Net of HST)	Percent Expended to Date
<b>Office Allowances</b>					
Office Accommodations	19,000.00	1,583.34	4,750.02	14,249.98	25.0%
Rental of Short-term Accommodations	--	0.00	0.00	--	--
Office Start-up Costs	--	0.00	0.00	--	--
Office Operations	10,435.00	2,209.47	3,894.61	6,540.39	37.3%
<b>Total Office Allowances</b>		<b>3,792.81</b>	<b>8,644.63</b>		
<b>Operational Resources</b>					
Operational Resources	--	665.21	1,440.21	--	--
<b>Total Operational Resources</b>		<b>665.21</b>	<b>1,440.21</b>		
<b>Travel &amp; Living Allowances</b>					
House in Session	--	1,337.30	2,410.34	--	--
House Not in Session	--	0.00	0.00	--	--
Intra & Extra-Constituency Travel	10,000.00	427.15	962.47	9,037.53	9.6%
Helicopter Travel	--	0.00	0.00	--	--
<b>Total Travel &amp; Living Allowances</b>		<b>1,764.45</b>	<b>3,372.81</b>		
<b>Constituency Allowance</b>					
Constituency Allowance	2,609.00	782.80	782.80	1,826.20	30.0%
<b>Total Constituency Allowance</b>		<b>782.80</b>	<b>782.80</b>		
<b>Total Expenditures</b>					
		<b>7,005.27</b>	<b>14,240.45</b>		

---- End of Report ----



House of Assembly  
Newfoundland and Labrador  
Member Accountability and Disclosure Report  
**Expenditures Summarized by Category**  
01-Jun-22 to 30-Jun-22

FUREY, ANDREW, MHA

Allowance Category	Expenditure Limit for Fiscal Year (Net of HST)	Expenditures Processed 01-Jun-22 to 30-Jun-22 (Net of HST)	Expenditures Year to Date 01-Apr- to 30-Jun-22 (Net of HST)	Funds Available (Net of HST)	Percent Expended to Date
<b>Office Allowances</b>					
Office Accommodations	12,300.00	1,025.00	3,075.00	9,225.00	25.0%
Rental of Short-term Accommodations	--	0.00	0.00	--	--
Office Start-up Costs	--	0.00	0.00	--	--
Office Operations	10,435.00	2,530.90	2,530.90	7,904.10	24.3%
<b>Total Office Allowances</b>		<b>3,555.90</b>	<b>5,605.90</b>		
<b>Operational Resources</b>					
Operational Resources	--	515.08	1,026.95	--	--
<b>Total Operational Resources</b>		<b>515.08</b>	<b>1,026.95</b>		
<b>Travel &amp; Living Allowances</b>					
House in Session	--	687.69	1,423.80	--	--
House Not in Session	--	0.00	0.00	--	--
Intra & Extra-Constituency Travel	10,957.00	0.00	0.00	10,957.00	0.0%
Helicopter Travel	--	0.00	0.00	--	--
<b>Total Travel &amp; Living Allowances</b>		<b>687.69</b>	<b>1,423.80</b>		
<b>Constituency Allowance</b>					
Constituency Allowance	2,609.00	0.00	114.98	2,494.02	4.4%
<b>Total Constituency Allowance</b>		<b>0.00</b>	<b>114.98</b>		
<b>Total Expenditures</b>					
		<b>4,758.67</b>	<b>8,171.63</b>		

---- End of Report ----



House of Assembly  
Newfoundland and Labrador  
Member Accountability and Disclosure Report  
**Expenditures Summarized by Category**  
01-Jun-22 to 30-Jun-22

**FORSEY, PLEAMAN, MHA**

Allowance Category	Expenditure Limit for Fiscal Year (Net of HST)	Expenditures Processed 01-Jun-22 to 30-Jun-22 (Net of HST)	Expenditures Year to Date 01-Apr- to 30-Jun-22 (Net of HST)	Funds Available (Net of HST)	Percent Expended to Date
<b>Office Allowances</b>					
Office Accommodations	19,200.00	1,600.00	4,800.00	14,400.00	25.0%
Rental of Short-term Accommodations	--	0.00	0.00	--	--
Office Start-up Costs	--	0.00	0.00	--	--
Office Operations	10,435.00	0.00	315.00	10,120.00	3.0%
<b>Total Office Allowances</b>		<b>1,600.00</b>	<b>5,115.00</b>		
<b>Operational Resources</b>					
Operational Resources	--	600.79	1,216.97	--	--
<b>Total Operational Resources</b>		<b>600.79</b>	<b>1,216.97</b>		
<b>Travel &amp; Living Allowances</b>					
House in Session	--	1,535.27	3,962.42	--	--
House Not in Session	--	0.00	171.79	--	--
Intra & Extra-Constituency Travel	9,391.00	298.46	298.46	9,092.54	3.2%
Helicopter Travel	--	0.00	0.00	--	--
<b>Total Travel &amp; Living Allowances</b>		<b>1,833.73</b>	<b>4,432.67</b>		
<b>Constituency Allowance</b>					
Constituency Allowance	2,609.00	0.00	0.00	2,609.00	0.0%
<b>Total Constituency Allowance</b>		<b>0.00</b>	<b>0.00</b>		
<b>Total Expenditures</b>					
		<b>4,034.52</b>	<b>10,764.64</b>		

---- End of Report ----



House of Assembly  
Newfoundland and Labrador  
Member Accountability and Disclosure Report  
**Expenditures Summarized by Category**  
01-Jun-22 to 30-Jun-22

EVANS, LELA, MHA

Allowance Category	Expenditure Limit for Fiscal Year (Net of HST)	Expenditures Processed 01-Jun-22 to 30-Jun-22 (Net of HST)	Expenditures Year to Date 01-Apr- to 30-Jun-22 (Net of HST)	Funds Available (Net of HST)	Percent Expended to Date
<b>Office Allowances</b>					
Office Accommodations	6,000.00	1,000.00	3,000.00	3,000.00	50.0%
Rental of Short-term Accommodations	--	0.00	0.00	--	--
Office Start-up Costs	--	0.00	0.00	--	--
Office Operations	10,435.00	570.09	807.12	9,627.88	7.7%
<b>Total Office Allowances</b>		<b>1,570.09</b>	<b>3,807.12</b>		
<b>Operational Resources</b>					
Operational Resources	--	546.48	1,092.36	--	--
<b>Total Operational Resources</b>		<b>546.48</b>	<b>1,092.36</b>		
<b>Travel &amp; Living Allowances</b>					
House in Session	--	0.00	0.00	--	--
House Not in Session	--	0.00	0.00	--	--
Intra & Extra-Constituency Travel	18,000.00	0.00	0.00	18,000.00	0.0%
Helicopter Travel	9,130.00	0.00	0.00	9,130.00	0.0%
<b>Total Travel &amp; Living Allowances</b>		<b>0.00</b>	<b>0.00</b>		
<b>Constituency Allowance</b>					
Constituency Allowance	2,609.00	0.00	0.00	2,609.00	0.0%
<b>Total Constituency Allowance</b>		<b>0.00</b>	<b>0.00</b>		
<b>Total Expenditures</b>		<b>2,116.57</b>	<b>4,899.48</b>		

---- End of Report ----



House of Assembly  
Newfoundland and Labrador  
Member Accountability and Disclosure Report  
**Expenditures Summarized by Category**  
01-Jun-22 to 30-Jun-22

DWYER, JEFF, MHA

Allowance Category	Expenditure Limit for Fiscal Year (Net of HST)	Expenditures Processed 01-Jun-22 to 30-Jun-22 (Net of HST)	Expenditures Year to Date 01-Apr- to 30-Jun-22 (Net of HST)	Funds Available (Net of HST)	Percent Expended to Date
<b>Office Allowances</b>					
Office Accommodations	16,881.00	1,406.67	4,220.01	12,660.99	25.0%
Rental of Short-term Accommodations	--	0.00	0.00	--	--
Office Start-up Costs	--	0.00	0.00	--	--
Office Operations	10,435.00	0.00	21.49	10,413.51	0.2%
<b>Total Office Allowances</b>		<b>1,406.67</b>	<b>4,241.50</b>		
<b>Operational Resources</b>					
Operational Resources	--	150.01	299.43	--	--
<b>Total Operational Resources</b>		<b>150.01</b>	<b>299.43</b>		
<b>Travel &amp; Living Allowances</b>					
House in Session	--	3,497.37	5,531.41	--	--
House Not in Session	--	86.90	582.85	--	--
Intra & Extra-Constituency Travel	12,000.00	464.71	1,654.56	10,345.44	13.8%
Helicopter Travel	--	0.00	0.00	--	--
<b>Total Travel &amp; Living Allowances</b>		<b>4,048.98</b>	<b>7,768.82</b>		
<b>Constituency Allowance</b>					
Constituency Allowance	2,609.00	0.00	0.00	2,609.00	0.0%
<b>Total Constituency Allowance</b>		<b>0.00</b>	<b>0.00</b>		
<b>Total Expenditures</b>		<b>5,605.66</b>	<b>12,309.75</b>		

---- End of Report ----





House of Assembly  
Newfoundland and Labrador  
Member Accountability and Disclosure Report  
**Expenditures Summarized by Category**  
01-Jun-22 to 30-Jun-22

**DINN, PAUL, MHA**

Allowance Category	Expenditure Limit for Fiscal Year (Net of HST)	Expenditures Processed 01-Jun-22 to 30-Jun-22 (Net of HST)	Expenditures Year to Date 01-Apr- to 30-Jun-22 (Net of HST)	Funds Available (Net of HST)	Percent Expended to Date
<b>Office Allowances</b>					
Office Accommodations	16,000.00	1,333.33	3,999.99	12,000.01	25.0%
Rental of Short-term Accommodations	--	0.00	0.00	--	--
Office Start-up Costs	--	0.00	0.00	--	--
Office Operations	10,435.00	178.20	770.19	9,664.81	7.4%
<b>Total Office Allowances</b>		<b>1,511.53</b>	<b>4,770.18</b>		
<b>Operational Resources</b>					
Operational Resources	--	254.12	433.37	--	--
<b>Total Operational Resources</b>		<b>254.12</b>	<b>433.37</b>		
<b>Travel &amp; Living Allowances</b>					
House in Session	--	0.00	0.00	--	--
House Not in Session	--	0.00	0.00	--	--
Intra & Extra-Constituency Travel	5,217.00	2,428.25	2,428.25	2,788.75	46.5%
Helicopter Travel	--	0.00	0.00	--	--
<b>Total Travel &amp; Living Allowances</b>		<b>2,428.25</b>	<b>2,428.25</b>		
<b>Constituency Allowance</b>					
Constituency Allowance	2,609.00	0.00	250.00	2,359.00	9.6%
<b>Total Constituency Allowance</b>		<b>0.00</b>	<b>250.00</b>		
<b>Total Expenditures</b>		<b>4,193.90</b>	<b>7,881.80</b>		

---- End of Report ----



House of Assembly  
Newfoundland and Labrador  
Member Accountability and Disclosure Report  
**Expenditures Summarized by Category**  
01-Jun-22 to 30-Jun-22

DINN, JIM, MHA

Allowance Category	Expenditure Limit for Fiscal Year (Net of HST)	Expenditures Processed 01-Jun-22 to 30-Jun-22 (Net of HST)	Expenditures Year to Date 01-Apr- to 30-Jun-22 (Net of HST)	Funds Available (Net of HST)	Percent Expended to Date
<b>Office Allowances</b>					
Office Accommodations	--	0.00	0.00	--	--
Rental of Short-term Accommodations	--	0.00	0.00	--	--
Office Start-up Costs	--	0.00	0.00	--	--
Office Operations	10,435.00	0.00	0.00	10,435.00	0.0%
<b>Total Office Allowances</b>		<b>0.00</b>	<b>0.00</b>		
<b>Operational Resources</b>					
Operational Resources	--	92.75	185.90	--	--
<b>Total Operational Resources</b>		<b>92.75</b>	<b>185.90</b>		
<b>Travel &amp; Living Allowances</b>					
House in Session	--	0.00	0.00	--	--
House Not in Session	--	0.00	0.00	--	--
Intra & Extra-Constituency Travel	5,217.00	0.00	0.00	5,217.00	0.0%
Helicopter Travel	--	0.00	0.00	--	--
<b>Total Travel &amp; Living Allowances</b>		<b>0.00</b>	<b>0.00</b>		
<b>Constituency Allowance</b>					
Constituency Allowance	2,609.00	0.00	0.00	2,609.00	0.0%
<b>Total Constituency Allowance</b>		<b>0.00</b>	<b>0.00</b>		
<b>Total Expenditures</b>					
		<b>92.75</b>	<b>185.90</b>		

---- End of Report ----



House of Assembly  
Newfoundland and Labrador  
Member Accountability and Disclosure Report  
**Expenditures Summarized by Category**  
01-Jun-22 to 30-Jun-22

**DEMPSTER, LISA, MHA**

Allowance Category	Expenditure Limit for Fiscal Year (Net of HST)	Expenditures Processed 01-Jun-22 to 30-Jun-22 (Net of HST)	Expenditures Year to Date 01-Apr- to 30-Jun-22 (Net of HST)	Funds Available (Net of HST)	Percent Expended to Date
<b>Office Allowances</b>					
Office Accommodations	15,192.00	1,266.00	3,798.00	11,394.00	25.0%
Rental of Short-term Accommodations	--	0.00	0.00	--	--
Office Start-up Costs	--	0.00	0.00	--	--
Office Operations	10,435.00	778.14	878.65	9,556.35	8.4%
<b>Total Office Allowances</b>		<b>2,044.14</b>	<b>4,676.65</b>		
<b>Operational Resources</b>					
Operational Resources	--	529.07	1,055.60	--	--
<b>Total Operational Resources</b>		<b>529.07</b>	<b>1,055.60</b>		
<b>Travel &amp; Living Allowances</b>					
House in Session	--	0.00	5,066.89	--	--
House Not in Session	--	0.00	678.47	--	--
Intra & Extra-Constituency Travel	22,261.00	0.00	492.79	21,768.21	2.2%
Helicopter Travel	18,261.00	0.00	0.00	18,261.00	0.0%
<b>Total Travel &amp; Living Allowances</b>		<b>0.00</b>	<b>6,238.15</b>		
<b>Constituency Allowance</b>					
Constituency Allowance	2,609.00	0.00	131.58	2,477.42	5.0%
<b>Total Constituency Allowance</b>		<b>0.00</b>	<b>131.58</b>		
<b>Total Expenditures</b>					
		<b>2,573.21</b>	<b>12,101.98</b>		

---- End of Report ----



House of Assembly  
Newfoundland and Labrador  
Member Accountability and Disclosure Report  
**Expenditures Summarized by Category**  
01-Jun-22 to 30-Jun-22

Davis, Bernard, MHA

Allowance Category	Expenditure Limit for Fiscal Year (Net of HST)	Expenditures Processed 01-Jun-22 to 30-Jun-22 (Net of HST)	Expenditures Year to Date 01-Apr- to 30-Jun-22 (Net of HST)	Funds Available (Net of HST)	Percent Expended to Date
<b>Office Allowances</b>					
Office Accommodations	--	0.00	0.00	--	--
Rental of Short-term Accommodations	--	0.00	0.00	--	--
Office Start-up Costs	--	0.00	0.00	--	--
Office Operations	10,435.00	0.00	533.84	9,901.16	5.1%
<b>Total Office Allowances</b>		<b>0.00</b>	<b>533.84</b>		
<b>Operational Resources</b>					
Operational Resources	--	60.00	105.00	--	--
<b>Total Operational Resources</b>		<b>60.00</b>	<b>105.00</b>		
<b>Travel &amp; Living Allowances</b>					
House in Session	--	0.00	0.00	--	--
House Not in Session	--	0.00	0.00	--	--
Intra & Extra-Constituency Travel	5,217.00	0.00	0.00	5,217.00	0.0%
Helicopter Travel	--	0.00	0.00	--	--
<b>Total Travel &amp; Living Allowances</b>		<b>0.00</b>	<b>0.00</b>		
<b>Constituency Allowance</b>					
Constituency Allowance	2,609.00	0.00	114.79	2,494.21	4.4%
<b>Total Constituency Allowance</b>		<b>0.00</b>	<b>114.79</b>		
<b>Total Expenditures</b>					
		<b>60.00</b>	<b>753.63</b>		

---- End of Report ----



House of Assembly  
Newfoundland and Labrador  
Member Accountability and Disclosure Report  
**Expenditures Summarized by Category**  
01-Jun-22 to 30-Jun-22

**CROCKER, STEVE, MHA**

Allowance Category	Expenditure Limit for Fiscal Year (Net of HST)	Expenditures Processed 01-Jun-22 to 30-Jun-22 (Net of HST)	Expenditures Year to Date 01-Apr- to 30-Jun-22 (Net of HST)	Funds Available (Net of HST)	Percent Expended to Date
<b>Office Allowances</b>					
Office Accommodations	13,101.00	1,091.67	3,275.01	9,825.99	25.0%
Rental of Short-term Accommodations	--	0.00	0.00	--	--
Office Start-up Costs	--	0.00	0.00	--	--
Office Operations	10,435.00	1,381.97	1,840.97	8,594.03	17.6%
<b>Total Office Allowances</b>		<b>2,473.64</b>	<b>5,115.98</b>		
<b>Operational Resources</b>					
Operational Resources	--	557.43	1,114.29	--	--
<b>Total Operational Resources</b>		<b>557.43</b>	<b>1,114.29</b>		
<b>Travel &amp; Living Allowances</b>					
House in Session	--	1,160.47	2,207.62	--	--
House Not in Session	--	0.00	96.86	--	--
Intra & Extra-Constituency Travel	7,478.00	352.21	352.21	7,125.79	4.7%
Helicopter Travel	--	0.00	0.00	--	--
<b>Total Travel &amp; Living Allowances</b>		<b>1,512.68</b>	<b>2,656.69</b>		
<b>Constituency Allowance</b>					
Constituency Allowance	2,609.00	0.00	0.00	2,609.00	0.0%
<b>Total Constituency Allowance</b>		<b>0.00</b>	<b>0.00</b>		
<b>Total Expenditures</b>					
		<b>4,543.75</b>	<b>8,886.96</b>		

---- End of Report ----



House of Assembly  
Newfoundland and Labrador  
Member Accountability and Disclosure Report  
**Expenditures Summarized by Category**  
01-Jun-22 to 30-Jun-22

CONWAY OTTENHEIMER, HELEN, MHA

Allowance Category	Expenditure Limit for Fiscal Year (Net of HST)	Expenditures Processed 01-Jun-22 to 30-Jun-22 (Net of HST)	Expenditures Year to Date 01-Apr- to 30-Jun-22 (Net of HST)	Funds Available (Net of HST)	Percent Expended to Date
<b>Office Allowances</b>					
Office Accommodations	19,800.00	1,650.00	4,950.00	14,850.00	25.0%
Rental of Short-term Accommodations	--	0.00	0.00	--	--
Office Start-up Costs	--	0.00	0.00	--	--
Office Operations	10,435.00	2,321.58	3,106.58	7,328.42	29.8%
<b>Total Office Allowances</b>		<b>3,971.58</b>	<b>8,056.58</b>		
<b>Operational Resources</b>					
Operational Resources	--	317.11	937.05	--	--
<b>Total Operational Resources</b>		<b>317.11</b>	<b>937.05</b>		
<b>Travel &amp; Living Allowances</b>					
House in Session	--	3,503.60	5,324.36	--	--
House Not in Session	--	19.75	19.75	--	--
Intra & Extra-Constituency Travel	6,609.00	595.51	595.51	6,013.49	9.0%
Helicopter Travel	--	0.00	0.00	--	--
<b>Total Travel &amp; Living Allowances</b>		<b>4,118.86</b>	<b>5,939.62</b>		
<b>Constituency Allowance</b>					
Constituency Allowance	2,609.00	0.00	250.00	2,359.00	9.6%
<b>Total Constituency Allowance</b>		<b>0.00</b>	<b>250.00</b>		
<b>Total Expenditures</b>					
		<b>8,407.55</b>	<b>15,183.25</b>		

---- End of Report ----



House of Assembly  
Newfoundland and Labrador  
Member Accountability and Disclosure Report  
**Expenditures Summarized by Category**  
01-Jun-22 to 30-Jun-22

Coady, Siobhan, MHA

Allowance Category	Expenditure Limit for Fiscal Year (Net of HST)	Expenditures Processed 01-Jun-22 to 30-Jun-22 (Net of HST)	Expenditures Year to Date 01-Apr- to 30-Jun-22 (Net of HST)	Funds Available (Net of HST)	Percent Expended to Date
<b>Office Allowances</b>					
Office Accommodations	--	0.00	0.00	--	--
Rental of Short-term Accommodations	--	0.00	0.00	--	--
Office Start-up Costs	--	0.00	0.00	--	--
Office Operations	10,435.00	314.35	665.41	9,769.59	6.4%
<b>Total Office Allowances</b>		<b>314.35</b>	<b>665.41</b>		
<b>Operational Resources</b>					
Operational Resources	--	45.00	90.00	--	--
<b>Total Operational Resources</b>		<b>45.00</b>	<b>90.00</b>		
<b>Travel &amp; Living Allowances</b>					
House in Session	--	0.00	0.00	--	--
House Not in Session	--	0.00	0.00	--	--
Intra & Extra-Constituency Travel	5,217.00	0.00	0.00	5,217.00	0.0%
Helicopter Travel	--	0.00	0.00	--	--
<b>Total Travel &amp; Living Allowances</b>		<b>0.00</b>	<b>0.00</b>		
<b>Constituency Allowance</b>					
Constituency Allowance	2,609.00	0.00	0.00	2,609.00	0.0%
<b>Total Constituency Allowance</b>		<b>0.00</b>	<b>0.00</b>		
<b>Total Expenditures</b>					
		<b>359.35</b>	<b>755.41</b>		

---- End of Report ----



House of Assembly  
Newfoundland and Labrador  
Member Accountability and Disclosure Report  
**Expenditures Summarized by Category**  
01-Jun-22 to 30-Jun-22

Byrne, Gerry, MHA

Allowance Category	Expenditure Limit for Fiscal Year (Net of HST)	Expenditures Processed 01-Jun-22 to 30-Jun-22 (Net of HST)	Expenditures Year to Date 01-Apr- to 30-Jun-22 (Net of HST)	Funds Available (Net of HST)	Percent Expended to Date
<b>Office Allowances</b>					
Office Accommodations	--	0.00	0.00	--	--
Rental of Short-term Accommodations	--	0.00	0.00	--	--
Office Start-up Costs	--	0.00	0.00	--	--
Office Operations	10,435.00	145.74	304.12	10,130.88	2.9%
<b>Total Office Allowances</b>		<b>145.74</b>	<b>304.12</b>		
<b>Operational Resources</b>					
Operational Resources	--	172.48	419.75	--	--
<b>Total Operational Resources</b>		<b>172.48</b>	<b>419.75</b>		
<b>Travel &amp; Living Allowances</b>					
House in Session	--	5,308.35	10,196.52	--	--
House Not in Session	--	0.00	0.00	--	--
Intra & Extra-Constituency Travel	5,217.00	0.00	0.00	5,217.00	0.0%
Helicopter Travel	--	0.00	0.00	--	--
<b>Total Travel &amp; Living Allowances</b>		<b>5,308.35</b>	<b>10,196.52</b>		
<b>Constituency Allowance</b>					
Constituency Allowance	2,609.00	47.83	47.83	2,561.17	1.8%
<b>Total Constituency Allowance</b>		<b>47.83</b>	<b>47.83</b>		
<b>Total Expenditures</b>					
		<b>5,674.40</b>	<b>10,968.22</b>		

---- End of Report ----





**LEGISLATURE (excluding The Office of the Auditor General)**  
**STATEMENT OF REVENUE AND EXPENDITURE**  
**For the Period 1 April 2022 to 30 September 2022**  
**Unaudited**

	Original Estimates	Operating Budget	Expenditures Plus Encumbrances & Revenues	Projected Total Expenditures & Revenue	Projected Savings (Over- runs) from Original Budget	Projected Savings (Over- runs) from Operating Budget
<b>1.1.01. ADMINISTRATIVE SUPPORT</b>						
01. Salaries	2,016,300	2,016,300	907,578	1,979,300	37,000 <sup>1</sup>	37,000
Operating Accounts:						
<i>Employee Benefits</i>	4,500	4,500	3,480	4,800	(300)	(300)
<i>Transportation and Communications</i>	59,400	59,400	37,089	59,400	-	-
<i>Supplies</i>	36,200	36,200	22,802	36,200	-	-
<i>Professional Services</i>	61,100	61,100	61,044	61,100	-	-
<i>Purchased Services</i>	62,000	62,000	21,101	62,000	-	-
<i>Property, Furnishings and Equipment</i>	92,500	92,500	23,395	92,500	-	-
02. Operating Accounts	<b>315,700</b>	<b>315,700</b>	<b>168,911</b>	<b>316,000</b>	<b>(300)</b>	<b>(300)</b>
	<b>2,332,000</b>	<b>2,332,000</b>	<b>1,076,489</b>	<b>2,295,300</b>	<b>36,700</b>	<b>36,700</b>
02. Revenue - Provincial	-	-	(642)	(700)	700	700
<b>Total: Administrative Support</b>	<b>2,332,000</b>	<b>2,332,000</b>	<b>1,075,847</b>	<b>2,294,600</b>	<b>37,400</b>	<b>37,400</b>

1. Projected savings due to temporary vacancies, partially offset by paid leave and overtime payouts.



**LEGISLATURE (excluding The Office of the Auditor General)**  
**STATEMENT OF REVENUE AND EXPENDITURE**  
**For the Period 1 April 2022 to 30 September 2022**  
**Unaudited**

	Original Estimates	Operating Budget	Expenditures Plus Encumbrances & Revenues	Projected Total Expenditures & Revenue	Projected Savings (Over- runs) from Original Budget	Projected Savings (Over- runs) from Operating Budget
<b>1.1.02. LEGISLATIVE LIBRARY AND RECORDS MANAGEMENT</b>						
01. Salaries	687,200	687,200	339,617	687,200	-	-
Operating Accounts:						
<i>Employee Benefits</i>	900	900	399	900	-	-
<i>Transportation and Communications</i>	8,000	5,800	2,730	5,800	2,200 <sup>1</sup>	-
<i>Supplies</i>	47,000	49,200	49,133	49,200	(2,200) <sup>2</sup>	-
<i>Purchased Services</i>	5,500	5,500	611	5,500	-	-
<i>Property, Furnishings and Equipment</i>					-	-
02. Operating Accounts	<b>61,400</b>	<b>61,400</b>	<b>52,872</b>	<b>61,400</b>	-	-
<b>Total: Legislative Library and Records Management</b>	<b>748,600</b>	<b>748,600</b>	<b>392,489</b>	<b>748,600</b>	-	-

1. Projected savings due to less travel than anticipated.

2. Projected overruns as supplies are higher than anticipated.



**LEGISLATURE (excluding The Office of the Auditor General)**  
**STATEMENT OF REVENUE AND EXPENDITURE**  
**For the Period 1 April 2022 to 30 September 2022**  
**Unaudited**

	Original Estimates	Operating Budget	Expenditures Plus Encumbrances & Revenues	Projected Total Expenditures & Revenue	Projected Savings (Over- runs) from Original Budget	Projected Savings (Over- runs) from Operating Budget
<b>1.1.03. HANSARD AND THE BROADCAST CENTRE</b>						
01. Salaries	670,900	670,900	304,792	670,900	-	-
Operating Accounts:						
<i>Employee Benefits</i>	600	600	300	600	-	-
<i>Transportation and Communications</i>	7,300	7,300	6,427	7,300	-	-
<i>Supplies</i>	56,900	56,900	50,217	56,900	-	-
<i>Professional Services</i>	18,000	18,000	6,000	18,000	-	-
<i>Purchased Services</i>	208,700	208,700	199,563	208,700	-	-
<i>Property, Furnishings and Equipment</i>	10,000	10,000	5,174	10,000	-	-
02. Operating Accounts	<b>301,500</b>	<b>301,500</b>	<b>267,681</b>	<b>301,500</b>	-	-
	<b>972,400</b>	<b>972,400</b>	<b>572,473</b>	<b>972,400</b>	-	-
02. Revenue - Provincial			-		-	-
<b>Total: Hansard and the Broadcast Centre</b>	<b>972,400</b>	<b>972,400</b>	<b>572,473</b>	<b>972,400</b>	-	-



**LEGISLATURE (excluding The Office of the Auditor General)**  
**STATEMENT OF REVENUE AND EXPENDITURE**  
**For the Period 1 April 2022 to 30 September 2022**  
**Unaudited**

	Original Estimates	Operating Budget	Expenditures Plus Encumbrances & Revenues	Projected Total Expenditures & Revenue	Projected Savings (Over- runs) from Original Budget		Projected Savings (Over- runs) from Operating Budget
<b>1.1.04. MEMBERS' RESOURCES</b>							
01. Salaries	6,968,100	6,944,100	3,224,896	6,890,900	77,200	<sup>1</sup>	53,200
Operating Accounts:							
<i>Transportation and Communications</i>	10,200	10,200	-	10,200	-		-
<i>Supplies</i>	5,000	5,000	-	5,000	-		-
<i>Professional Services</i>	361,200	361,200	-	361,200	-		-
<i>Purchased Services</i>	20,000	20,000	-	20,000	-		-
02. Operating Accounts	<b>396,400</b>	<b>396,400</b>	-	<b>396,400</b>	-		-
09. Allowances and Assistance	2,363,700	2,258,500	837,964	2,243,200	120,500	<sup>2</sup>	15,300
10. Grants and Subsidies	6,300	6,300	2,335	3,900	2,400	<sup>3</sup>	2,400
	9,734,500	9,605,300	4,065,195	9,534,400	200,100		70,900
02. Revenue - Provincial	-	-	(8,368)	(8,400)	8,400	<sup>4</sup>	8,400
<b>Total: Members' Resources</b>	<b>9,734,500</b>	<b>9,605,300</b>	<b>4,056,827</b>	<b>9,526,000</b>	<b>208,500</b>		<b>79,300</b>

1. Projected savings due to less than anticipated costs related to Constituency Assistants and Constituency Assistant Replacements, partially offset by severance and paid leave payments.

2. Projected savings as Members may not avail of the maximum allowable funds.

3. Projected savings as two less Independent Members for 2022-23.

4. Revenues mainly related to repayment of excess constituency allowance.



**LEGISLATURE (excluding The Office of the Auditor General)**  
**STATEMENT OF REVENUE AND EXPENDITURE**  
**For the Period 1 April 2022 to 30 September 2022**  
**Unaudited**

	Original Estimates	Operating Budget	Expenditures Plus Encumbrances & Revenues	Projected Total Expenditures & Revenue	Projected Savings (Over- runs) from Original Budget	Projected Savings (Over- runs) from Operating Budget
<b>1.1.05. HOUSE OPERATIONS</b>						
01. Salaries	209,100	209,100	84,933	209,100	-	-
Operating Accounts:						
<i>Employee Benefits</i>	5,900	6,400	6,400	7,900	(2,000) <sup>1</sup>	(1,500)
<i>Transportation and Communications</i>	125,000	120,600	40,580	121,100	3,900 <sup>2</sup>	(500)
<i>Supplies</i>	14,500	14,500	7,227	14,500	-	-
<i>Professional Services</i>	3,900	107,400	107,341	160,900	(157,000) <sup>3</sup>	(53,500)
<i>Purchased Services</i>	41,500	41,500	29,423	41,500	-	-
<i>Property, Furnishings and Equipment</i>	1,700	3,800	1,911	3,800	(2,100) <sup>4</sup>	-
02. Operating Accounts	<b>192,500</b>	<b>294,200</b>	<b>192,882</b>	<b>349,700</b>	<b>(157,200)</b>	<b>(55,500)</b>
10. Grants and Subsidies	11,600	11,600	778	13,600	(2,000) <sup>5</sup>	(2,000)
	413,200	514,900	278,593	572,400	(159,200)	(57,500)
02. Revenue - Provincial	-	-	-	-	-	-
<b>Total: House Operations</b>	<b>413,200</b>	<b>514,900</b>	<b>278,593</b>	<b>572,400</b>	<b>(159,200)</b>	<b>(57,500)</b>

1. Projected overruns as conference fees higher than anticipated.

2. Projected savings due to less travel

3. Projected overruns due to the unbudgeted cost of consulting services and legal fees.

4. Projected overruns for replacement chair mats in the Chamber and other office equipment higher than anticipated.

5. Projected overrun due to late scheduling of NL Youth Parliament.



**LEGISLATURE (excluding The Office of the Auditor General)**  
**STATEMENT OF REVENUE AND EXPENDITURE**  
**For the Period 1 April 2022 to 30 September 2022**  
**Unaudited**

	Original Estimates	Operating Budget	Expenditures Plus Encumbrances & Revenues	Projected Total Expenditures & Revenue	Projected Savings (Over- runs) from Original Budget	Projected Savings (Over- runs) from Operating Budget
<b>1.1.06. GOVERNMENT MEMBERS CAUCUS</b>						
01. Salaries	327,200	327,200	165,579	340,400	(13,200) <sup>1</sup>	(13,200)
Operating Accounts:						
<i>Employee Benefits</i>	1,000	1,000	-	1,000	-	-
<i>Transportation and Communications</i>	19,900	19,900	8,331	19,900	-	-
<i>Supplies</i>	8,600	8,600	4,929	8,600	-	-
<i>Purchased Services</i>	7,500	7,500	4,918	7,500	-	-
<i>Property, Furnishings and Equipment</i>	2,400	2,400	583	2,400	-	-
02. Operating Accounts	<b>39,400</b>	<b>39,400</b>	<b>18,761</b>	<b>39,400</b>	-	-
10. Grants and Subsidies	32,700	32,700	16,343	33,600	(900)	(900)
<b>Total: Government Members Caucus</b>	<b>399,300</b>	<b>399,300</b>	<b>200,683</b>	<b>413,400</b>	<b>(14,100)</b>	<b>(14,100)</b>

1. Projected overrun due to increase of one private member.



**LEGISLATURE (excluding The Office of the Auditor General)**  
**STATEMENT OF REVENUE AND EXPENDITURE**  
**For the Period 1 April 2022 to 30 September 2022**  
**Unaudited**

	Original Estimates	Operating Budget	Expenditures Plus Encumbrances & Revenues	Projected Total Expenditures & Revenue	Projected Savings (Over- runs) from Original Budget	Projected Savings (Over- runs) from Operating Budget
<b>1.1.07. OFFICIAL OPPOSITION CAUCUS</b>						
01. Salaries	1,081,100	1,081,100	540,772	1,081,100	-	-
Operating Accounts:						
<i>Employee Benefits</i>	3,000	3,000	1,982	3,000	-	-
<i>Transportation and Communications</i>	79,400	79,400	33,189	79,400	-	-
<i>Supplies</i>	24,000	24,000	6,239	24,000	-	-
<i>Purchased Services</i>	22,000	22,000	10,947	22,000	-	-
<i>Property, Furnishings and Equipment</i>	5,500	5,500	1,520	5,500	-	-
02. Operating Accounts	<b>133,900</b>	<b>133,900</b>	<b>53,877</b>	<b>133,900</b>	-	-
10. Grants and Subsidies	18,700	18,700	9,339	18,700	-	-
<b>Total: Official Opposition Caucus</b>	<b>1,233,700</b>	<b>1,233,700</b>	<b>603,988</b>	<b>1,233,700</b>	-	-



**LEGISLATURE (excluding The Office of the Auditor General)**  
**STATEMENT OF REVENUE AND EXPENDITURE**  
**For the Period 1 April 2022 to 30 September 2022**  
**Unaudited**

	Original Estimates	Operating Budget	Expenditures Plus Encumbrances & Revenues	Projected Total Expenditures & Revenue	Projected Savings (Over- runs) from Original Budget	Projected Savings (Over- runs) from Operating Budget
<b>1.1.08. THIRD PARTY CAUCUS</b>						
01. Salaries	405,600	429,600	186,258	429,600	(24,000) <sup>1</sup>	-
Operating Accounts:						
<i>Employee Benefits</i>	1,000	1,000	-	1,000	-	-
<i>Transportation and Communications</i>	21,700	21,700	7,132	21,700	-	-
<i>Supplies</i>	8,300	8,300	1,297	8,300	-	-
<i>Purchased Services</i>	7,500	7,500	4,351	7,500	-	-
<i>Property, Furnishings and Equipment</i>	1,800	1,800	628	1,800	-	-
02. Operating Accounts	<b>40,300</b>	<b>40,300</b>	<b>13,408</b>	<b>40,300</b>	-	-
10. Grants and Subsidies	12,500	12,500	6,226	12,500	-	-
<b>Total: Third Party Caucus</b>	<b>458,400</b>	<b>482,400</b>	<b>205,892</b>	<b>482,400</b>	<b>(24,000)</b>	<b>-</b>
1. Projected overrun due to the increase of one private member.						
<b>TOTAL HOUSE OF ASSEMBLY</b>	<b>16,292,100</b>	<b>16,288,600</b>	<b>7,386,792</b>	<b>16,243,500</b>	<b>48,600</b>	<b>45,100</b>





**LEGISLATURE (excluding The Office of the Auditor General)**  
**STATEMENT OF REVENUE AND EXPENDITURE**  
**For the Period 1 April 2022 to 30 September 2022**  
**Unaudited**

	Original Estimates	Operating Budget	Expenditures Plus Encumbrances & Revenues	Projected Total Expenditures & Revenue	Projected Savings (Over- runs) from Original Budget	Projected Savings (Over- runs) from Operating Budget
<b>3.1.01. OFFICE OF THE CHIEF ELECTORAL OFFICER</b>						
01. Salaries	914,400	914,400	392,102	914,400	-	-
Operating Accounts:						
<i>Employee Benefits</i>	4,500	4,500	680	4,500	-	-
<i>Transportation and Communications</i>	104,400	104,400	27,945	104,400	-	-
<i>Supplies</i>	64,000	64,000	60,215	64,000	-	-
<i>Professional Services</i>	83,000	83,000	24,689	83,000	-	-
<i>Purchased Services</i>	301,000	301,000	110,328	301,000	-	-
<i>Property, Furnishings and Equipment</i>	7,000	7,000	1,341	7,000	-	-
02. Operating Accounts	<b>563,900</b>	<b>563,900</b>	<b>225,198</b>	<b>563,900</b>	-	-
10. Grants and Subsidies	-	3,500	3,416	3,500	(3,500) <sup>1</sup>	-
	1,478,300	1,481,800	620,716	1,481,800	(3,500)	-
02. Revenue - Provincial			-	-	-	-
<b>Total: Office of the Chief Electoral</b>	<b>1,478,300</b>	<b>1,481,800</b>	<b>620,716</b>	<b>1,481,800</b>	<b>(3,500)</b>	<b>-</b>

1. Projected overrun due to the unbudgeted cost of grants and subsidies payments related to General Election 2021.



**LEGISLATURE (excluding The Office of the Auditor General)**  
**STATEMENT OF REVENUE AND EXPENDITURE**  
**For the Period 1 April 2022 to 30 September 2022**  
**Unaudited**

	Original Estimates	Operating Budget	Expenditures Plus Encumbrances & Revenues	Projected Total Expenditures & Revenue	Projected Savings (Over- runs) from Original Budget	Projected Savings (Over- runs) from Operating Budget
<b>4.1.01. OFFICE OF THE CITIZENS' REPRESENTATIVE</b>						
01. Salaries	798,100	798,100	353,818	723,100	75,000	75,000
Operating Accounts:						
<i>Employee Benefits</i>	7,000	7,000	725	7,000	-	-
<i>Transportation and Communications</i>	34,800	34,800	9,093	34,800	-	-
<i>Supplies</i>	5,000	5,000	3,125	5,000	-	-
<i>Professional Services</i>	69,600	69,600	29,192	69,600	-	-
<i>Purchased Services</i>	108,000	108,000	79,579	108,000	-	-
<i>Property, Furnishings and Equipment</i>	8,000	8,000	33	8,000	-	-
02. Operating Accounts	<b>232,400</b>	<b>232,400</b>	<b>121,747</b>	<b>232,400</b>	-	-
<b>Total: Office of the Citizens' Representative</b>	<b>1,030,500</b>	<b>1,030,500</b>	<b>475,565</b>	<b>955,500</b>	<b>75,000</b>	<b>75,000</b>

1. Projected savings due to temporary vacancies and hiring on a lower level.



**LEGISLATURE (excluding The Office of the Auditor General)**  
**STATEMENT OF REVENUE AND EXPENDITURE**  
**For the Period 1 April 2022 to 30 September 2022**  
**Unaudited**

	Original Estimates	Operating Budget	Expenditures Plus Encumbrances & Revenues	Projected Total Expenditures & Revenue	Projected Savings (Over- runs) from Original Budget	Projected Savings (Over- runs) from Operating Budget
<b>5.1.01. OFFICE OF THE CHILD AND YOUTH ADVOCATE</b>						
01. Salaries	1,196,600	1,196,600	496,399	1,146,600	50,000	50,000
Operating Accounts:						
<i>Employee Benefits</i>	3,500	3,500	474	3,500	-	-
<i>Transportation and Communications</i>	55,400	55,400	18,486	55,400	-	-
<i>Supplies</i>	6,000	6,000	2,237	6,000	-	-
<i>Professional Services</i>	19,000	19,000	3,285	19,000	-	-
<i>Purchased Services</i>	160,900	160,900	128,470	160,900	-	-
<i>Property, Furnishings and Equipment</i>	4,000	4,000	204	4,000	-	-
02. Operating Accounts	<b>248,800</b>	<b>248,800</b>	<b>153,156</b>	<b>248,800</b>	-	-
<b>Total: Office of the Child and Youth Advocate</b>	<b>1,445,400</b>	<b>1,445,400</b>	<b>649,555</b>	<b>1,395,400</b>	<b>50,000</b>	<b>50,000</b>

1. Projected savings due to temporary vacancies and hiring on a lower level.



**LEGISLATURE (excluding The Office of the Auditor General)**  
**STATEMENT OF REVENUE AND EXPENDITURE**  
**For the Period 1 April 2022 to 30 September 2022**  
**Unaudited**

	Original Estimates	Operating Budget	Expenditures Plus Encumbrances & Revenues	Projected Total Expenditures & Revenue	Projected Savings (Over- runs) from Original Budget	Projected Savings (Over- runs) from Operating Budget
<b>6.1.01. OFFICE OF THE INFORMATION AND PRIVACY COMMISSIONER</b>						
01. Salaries	1,161,200	1,156,500	527,483	1,154,000	7,200 <sup>1</sup>	2,500
Operating Accounts:						
<i>Employee Benefits</i>	4,500	4,500	1,771	4,500	-	-
<i>Transportation and Communications</i>	32,800	32,800	14,528	32,800	-	-
<i>Supplies</i>	6,700	6,700	3,491	6,700	-	-
<i>Professional Services</i>	175,000	175,000	14,453	175,000	-	-
<i>Purchased Services</i>	142,400	147,100	147,064	148,700	(6,300) <sup>2</sup>	(1,600)
<i>Property, Furnishings and Equipment</i>	2,000	2,000	1,591	2,900	(900)	(900)
02. Operating Accounts	<b>363,400</b>	<b>368,100</b>	<b>182,898</b>	<b>370,600</b>	(7,200)	(2,500)
02. Revenue - Provincial	(3,500)	-	-	(3,500)	-	3,500
<b>Total: Office of the Information and Commissioner</b>	<b>1,521,100</b>	<b>1,524,600</b>	<b>710,381</b>	<b>1,521,100</b>	-	<b>3,500</b>

1. Projected savings due to temporary vacancies, delayed hirings and hirings on a lower level.

2. Projected overruns as costs to host F/P/T Information and Privacy Commissioners/Ombudsmenpersons Annual Conference are higher than anticipated.



**LEGISLATURE (excluding The Office of the Auditor General)**  
**STATEMENT OF REVENUE AND EXPENDITURE**  
**For the Period 1 April 2022 to 30 September 2022**  
**Unaudited**

	Original Estimates	Operating Budget	Expenditures Plus Encumbrances & Revenues	Projected Total Expenditures & Revenue	Projected Savings (Over- runs) from Original Budget		Projected Savings (Over- runs) from Operating Budget
<b>7.1.01. OFFICE OF THE SENIORS' ADVOCATE</b>							
01. Salaries	373,100	373,100	170,448	389,100	(16,000)	1	(16,000)
Operating Accounts:							
<i>Employee Benefits</i>	5,700	800	702	800	4,900	2	-
<i>Transportation and Communications</i>	45,900	32,700	7,729	32,600	13,300	3	100
<i>Supplies</i>	5,000	5,000	2,006	5,000	-		-
<i>Professional Services</i>	9,000	1,000	-	1,000	8,000	4	-
<i>Purchased Services</i>	44,000	66,800	36,003	66,900	(22,900)	5	(100)
<i>Property, Furnishings and Equipment</i>	4,000	7,300	7,295	7,300	(3,300)	6	-
02. Operating Accounts	<b>113,600</b>	<b>113,600</b>	<b>53,735</b>	<b>113,600</b>	-		-
<b>Total: Office of the Seniors' Advocate</b>	<b>486,700</b>	<b>486,700</b>	<b>224,183</b>	<b>502,700</b>	<b>(16,000)</b>		<b>(16,000)</b>

1. Projected overruns due to temporary hiring and hiring at a higher level than previous Senior's Advocate.
2. Projected savings as conference fees are less than anticipated.
3. Projected savings as travel expenditures are less than anticipated.
4. Projected savings as consulting fees are less than anticipated.
5. Projected overruns as research services for Public Engagement Process are higher than anticipated.
6. Projected overruns as furniture and equipment costs are higher than anticipated.



**LEGISLATURE (excluding The Office of the Auditor General)**  
**STATEMENT OF REVENUE AND EXPENDITURE**  
**For the Period 1 April 2022 to 30 September 2022**  
**Unaudited**

**TOTAL LEGISLATURE (Excluding the Office of  
the Auditor General)**

<b>22,254,100</b>	<b>22,257,600</b>	<b>10,067,192</b>	<b>22,100,000</b>	<b>154,100</b>	<b>157,600</b>
-------------------	-------------------	-------------------	-------------------	----------------	----------------

---



**OFFICE OF THE AUDITOR GENERAL**  
**STATEMENT OF REVENUE AND EXPENDITURE**  
**For the Period 1 April 2022 to 30 September 2022**  
**Unaudited**

	Original Estimates	Operating Budget	Actual Expenditures and Revenue	Projected Total Expenditures and Revenue	Projected Savings (Over- runs) from Original Budget	Projected Savings (Over- runs) from Operating Budget
<b>2.1.012. Office of the Auditor General</b>						
01. Salaries	6,132,800	6,132,800	1,784,232	6,132,800	- 1	-
02. Employee Benefits	167,300	167,300	53,340	167,300	- 2	-
03. Transportation and Communications	123,500	123,500	6,845	123,500	- 3	-
04. Supplies	84,000	84,000	13,563	84,000	- 4	-
05. Professional Services	670,100	670,100	51,222	670,100	- 5	-
06. Purchased Services	325,000	325,000	130,606	325,000	- 6	-
07. Property, Furnishings and Equipment	50,100	50,100	680	50,100	- 7	-
<b>Total: Office of the Auditor General</b>	<b>7,552,800</b>	<b>7,552,800</b>	<b>2,040,488</b>	<b>7,552,800</b>	<b>-</b>	<b>-</b>



House of Assembly  
Newfoundland and Labrador  
Member Accountability and Disclosure Report  
**Expenditures Summarized by Category**  
01-Sep-22 to 30-Sep-22

Byrne, Gerry, MHA

Allowance Category	Expenditure Limit for Fiscal Year (Net of HST)	Expenditures Processed 01-Sep-22 to 30-Sep-22 (Net of HST)	Expenditures Year to Date 01-Apr- to 30-Sep-22 (Net of HST)	Funds Available (Net of HST)	Percent Expended to Date
<b>Office Allowances</b>					
Office Accommodations	--	0.00	0.00	--	--
Rental of Short-term Accommodations	--	0.00	0.00	--	--
Office Start-up Costs	--	0.00	0.00	--	--
Office Operations	10,435.00	134.00	710.92	9,724.08	6.8%
<b>Total Office Allowances</b>		<b>134.00</b>	<b>710.92</b>		
<b>Operational Resources</b>					
Operational Resources	--	146.74	969.20	--	--
<b>Total Operational Resources</b>		<b>146.74</b>	<b>969.20</b>		
<b>Travel &amp; Living Allowances</b>					
House in Session	--	0.00	10,196.52	--	--
House Not in Session	--	0.00	0.00	--	--
Intra & Extra-Constituency Travel	5,217.00	0.00	0.00	5,217.00	0.0%
Helicopter Travel	--	0.00	0.00	--	--
<b>Total Travel &amp; Living Allowances</b>		<b>0.00</b>	<b>10,196.52</b>		
<b>Constituency Allowance</b>					
Constituency Allowance	2,609.00	0.00	97.83	2,511.17	3.7%
<b>Total Constituency Allowance</b>		<b>0.00</b>	<b>97.83</b>		
<b>Total Expenditures</b>					
		<b>280.74</b>	<b>11,974.47</b>		

---- End of Report ----





House of Assembly  
Newfoundland and Labrador  
Member Accountability and Disclosure Report  
**Expenditures Summarized by Category**  
01-Sep-22 to 30-Sep-22

**BROWN, JORDAN, MHA**

Allowance Category	Expenditure Limit for Fiscal Year (Net of HST)	Expenditures Processed 01-Sep-22 to 30-Sep-22 (Net of HST)	Expenditures Year to Date 01-Apr- to 30-Sep-22 (Net of HST)	Funds Available (Net of HST)	Percent Expended to Date
<b>Office Allowances</b>					
Office Accommodations	--	0.00	0.00	--	--
Rental of Short-term Accommodations	--	0.00	0.00	--	--
Office Start-up Costs	--	0.00	0.00	--	--
Office Operations	10,435.00	345.00	889.98	9,545.02	8.5%
<b>Total Office Allowances</b>		<b>345.00</b>	<b>889.98</b>		
<b>Operational Resources</b>					
Operational Resources	--	167.51	918.97	--	--
<b>Total Operational Resources</b>		<b>167.51</b>	<b>918.97</b>		
<b>Travel &amp; Living Allowances</b>					
House in Session	--	0.00	6,058.97	--	--
House Not in Session	--	1,419.45	1,428.22	--	--
Intra & Extra-Constituency Travel	5,739.00	0.00	0.00	5,739.00	0.0%
Helicopter Travel	--	0.00	0.00	--	--
<b>Total Travel &amp; Living Allowances</b>		<b>1,419.45</b>	<b>7,487.19</b>		
<b>Constituency Allowance</b>					
Constituency Allowance	2,609.00	0.00	569.96	2,039.04	21.8%
<b>Total Constituency Allowance</b>		<b>0.00</b>	<b>569.96</b>		
<b>Total Expenditures</b>					
		<b>1,931.96</b>	<b>9,866.10</b>		

---- End of Report ----



House of Assembly  
Newfoundland and Labrador  
Member Accountability and Disclosure Report  
**Expenditures Summarized by Category**  
01-Sep-22 to 30-Sep-22

**BRAZIL, DAVID, MHA**

Allowance Category	Expenditure Limit for Fiscal Year (Net of HST)	Expenditures Processed 01-Sep-22 to 30-Sep-22 (Net of HST)	Expenditures Year to Date 01-Apr- to 30-Sep-22 (Net of HST)	Funds Available (Net of HST)	Percent Expended to Date
<b>Office Allowances</b>					
Office Accommodations	--	0.00	0.00	--	--
Rental of Short-term Accommodations	--	0.00	0.00	--	--
Office Start-up Costs	--	0.00	0.00	--	--
Office Operations	10,435.00	305.16	1,047.87	9,387.13	10.0%
<b>Total Office Allowances</b>		<b>305.16</b>	<b>1,047.87</b>		
<b>Operational Resources</b>					
Operational Resources	--	100.23	517.56	--	--
<b>Total Operational Resources</b>		<b>100.23</b>	<b>517.56</b>		
<b>Travel &amp; Living Allowances</b>					
House in Session	--	0.00	0.00	--	--
House Not in Session	--	0.00	0.00	--	--
Intra & Extra-Constituency Travel	6,696.00	545.71	1,536.25	5,159.75	22.9%
Helicopter Travel	--	0.00	0.00	--	--
<b>Total Travel &amp; Living Allowances</b>		<b>545.71</b>	<b>1,536.25</b>		
<b>Constituency Allowance</b>					
Constituency Allowance	2,609.00	114.92	332.96	2,276.04	12.8%
<b>Total Constituency Allowance</b>		<b>114.92</b>	<b>332.96</b>		
<b>Total Expenditures</b>					
		<b>1,066.02</b>	<b>3,434.64</b>		

---- End of Report ----



House of Assembly  
Newfoundland and Labrador  
Member Accountability and Disclosure Report  
**Expenditures Summarized by Category**  
01-Sep-22 to 30-Sep-22

**Bragg, Derrick, MHA**

Allowance Category	Expenditure Limit for Fiscal Year (Net of HST)	Expenditures Processed 01-Sep-22 to 30-Sep-22 (Net of HST)	Expenditures Year to Date 01-Apr- to 30-Sep-22 (Net of HST)	Funds Available (Net of HST)	Percent Expended to Date
<b>Office Allowances</b>					
Office Accommodations	14,400.00	1,200.00	7,200.00	7,200.00	50.0%
Rental of Short-term Accommodations	--	0.00	0.00	--	--
Office Start-up Costs	--	0.00	0.00	--	--
Office Operations	10,435.00	0.00	253.01	10,181.99	2.4%
<b>Total Office Allowances</b>		<b>1,200.00</b>	<b>7,453.01</b>		
<b>Operational Resources</b>					
Operational Resources	--	371.15	8,147.59	--	--
<b>Total Operational Resources</b>		<b>371.15</b>	<b>8,147.59</b>		
<b>Travel &amp; Living Allowances</b>					
House in Session	--	0.00	5,930.95	--	--
House Not in Session	--	0.00	0.00	--	--
Intra & Extra-Constituency Travel	11,043.00	0.00	759.23	10,283.77	6.9%
Helicopter Travel	--	0.00	0.00	--	--
<b>Total Travel &amp; Living Allowances</b>		<b>0.00</b>	<b>6,690.18</b>		
<b>Constituency Allowance</b>					
Constituency Allowance	2,609.00	0.00	0.00	2,609.00	0.0%
<b>Total Constituency Allowance</b>		<b>0.00</b>	<b>0.00</b>		
<b>Total Expenditures</b>					
		<b>1,571.15</b>	<b>22,290.78</b>		

---- End of Report ----



House of Assembly  
Newfoundland and Labrador  
Member Accountability and Disclosure Report  
**Expenditures Summarized by Category**  
01-Sep-22 to 30-Sep-22

**Bennett, Derek, MHA**

Allowance Category	Expenditure Limit for Fiscal Year (Net of HST)	Expenditures Processed 01-Sep-22 to 30-Sep-22 (Net of HST)	Expenditures Year to Date 01-Apr- to 30-Sep-22 (Net of HST)	Funds Available (Net of HST)	Percent Expended to Date
<b>Office Allowances</b>					
Office Accommodations	--	0.00	0.00	--	--
Rental of Short-term Accommodations	--	0.00	0.00	--	--
Office Start-up Costs	--	0.00	0.00	--	--
Office Operations	10,435.00	913.86	1,333.67	9,101.33	12.8%
<b>Total Office Allowances</b>		<b>913.86</b>	<b>1,333.67</b>		
<b>Operational Resources</b>					
Operational Resources	--	156.81	1,472.74	--	--
<b>Total Operational Resources</b>		<b>156.81</b>	<b>1,472.74</b>		
<b>Travel &amp; Living Allowances</b>					
House in Session	--	0.00	6,071.24	--	--
House Not in Session	--	0.00	2,278.79	--	--
Intra & Extra-Constituency Travel	8,000.00	1,715.28	3,183.71	4,816.29	39.8%
Helicopter Travel	--	0.00	0.00	--	--
<b>Total Travel &amp; Living Allowances</b>		<b>1,715.28</b>	<b>11,533.74</b>		
<b>Constituency Allowance</b>					
Constituency Allowance	2,609.00	0.00	820.51	1,788.49	31.4%
<b>Total Constituency Allowance</b>		<b>0.00</b>	<b>820.51</b>		
<b>Total Expenditures</b>					
		<b>2,785.95</b>	<b>15,160.66</b>		

---- End of Report ----



House of Assembly  
Newfoundland and Labrador  
Member Accountability and Disclosure Report  
**Expenditures Summarized by Category**  
01-Sep-22 to 30-Sep-22

**ABBOTT, JOHN, MHA**

Allowance Category	Expenditure Limit for Fiscal Year (Net of HST)	Expenditures Processed 01-Sep-22 to 30-Sep-22 (Net of HST)	Expenditures Year to Date 01-Apr- to 30-Sep-22 (Net of HST)	Funds Available (Net of HST)	Percent Expended to Date
<b>Office Allowances</b>					
Office Accommodations	--	0.00	0.00	--	--
Rental of Short-term Accommodations	--	0.00	0.00	--	--
Office Start-up Costs	619.00	0.00	0.00	619.00	0.0%
Office Operations	10,435.00	41.77	377.40	10,057.60	3.6%
<b>Total Office Allowances</b>		<b>41.77</b>	<b>377.40</b>		
<b>Operational Resources</b>					
Operational Resources	--	45.00	210.00	--	--
<b>Total Operational Resources</b>		<b>45.00</b>	<b>210.00</b>		
<b>Travel &amp; Living Allowances</b>					
House in Session	--	0.00	0.00	--	--
House Not in Session	--	0.00	0.00	--	--
Intra & Extra-Constituency Travel	5,217.00	0.00	56.45	5,160.55	1.1%
Helicopter Travel	--	0.00	0.00	--	--
<b>Total Travel &amp; Living Allowances</b>		<b>0.00</b>	<b>56.45</b>		
<b>Constituency Allowance</b>					
Constituency Allowance	2,609.00	0.00	404.69	2,204.31	15.5%
<b>Total Constituency Allowance</b>		<b>0.00</b>	<b>404.69</b>		
<b>Total Expenditures</b>					
		<b>86.77</b>	<b>1,048.54</b>		

---- End of Report ----



House of Assembly  
Newfoundland and Labrador  
Member Accountability and Disclosure Report  
**Expenditures Summarized by Category**  
01-Sep-22 to 30-Sep-22

**Warr, Brian, MHA**

Allowance Category	Expenditure Limit for Fiscal Year (Net of HST)	Expenditures Processed 01-Sep-22 to 30-Sep-22 (Net of HST)	Expenditures Year to Date 01-Apr- to 30-Sep-22 (Net of HST)	Funds Available (Net of HST)	Percent Expended to Date
<b>Office Allowances</b>					
Office Accommodations	9,987.00	832.25	4,993.50	4,993.50	50.0%
Rental of Short-term Accommodations	--	0.00	0.00	--	--
Office Start-up Costs	--	0.00	0.00	--	--
Office Operations	10,435.00	34.44	476.42	9,958.58	4.6%
<b>Total Office Allowances</b>		<b>866.69</b>	<b>5,469.92</b>		
<b>Operational Resources</b>					
Operational Resources	--	258.33	1,507.67	--	--
<b>Total Operational Resources</b>		<b>258.33</b>	<b>1,507.67</b>		
<b>Travel &amp; Living Allowances</b>					
House in Session	--	0.00	6,432.57	--	--
House Not in Session	--	472.86	2,151.86	--	--
Intra & Extra-Constituency Travel	10,957.00	253.49	3,680.84	7,276.16	33.6%
Helicopter Travel	--	0.00	0.00	--	--
<b>Total Travel &amp; Living Allowances</b>		<b>726.35</b>	<b>12,265.27</b>		
<b>Constituency Allowance</b>					
Constituency Allowance	2,609.00	0.00	669.20	1,939.80	25.6%
<b>Total Constituency Allowance</b>		<b>0.00</b>	<b>669.20</b>		
<b>Total Expenditures</b>					
		<b>1,851.37</b>	<b>19,912.06</b>		

---- End of Report ----



House of Assembly  
Newfoundland and Labrador  
Member Accountability and Disclosure Report  
**Expenditures Summarized by Category**  
01-Sep-22 to 30-Sep-22

WALL, JOEDY, MHA

Allowance Category	Expenditure Limit for Fiscal Year (Net of HST)	Expenditures Processed 01-Sep-22 to 30-Sep-22 (Net of HST)	Expenditures Year to Date 01-Apr- to 30-Sep-22 (Net of HST)	Funds Available (Net of HST)	Percent Expended to Date
<b>Office Allowances</b>					
Office Accommodations	--	0.00	0.00	--	--
Rental of Short-term Accommodations	--	0.00	0.00	--	--
Office Start-up Costs	543.00	0.00	0.00	543.00	0.0%
Office Operations	10,435.00	358.99	1,171.74	9,263.26	11.2%
<b>Total Office Allowances</b>		<b>358.99</b>	<b>1,171.74</b>		
<b>Operational Resources</b>					
Operational Resources	--	94.97	491.67	--	--
<b>Total Operational Resources</b>		<b>94.97</b>	<b>491.67</b>		
<b>Travel &amp; Living Allowances</b>					
House in Session	--	0.00	0.00	--	--
House Not in Session	--	0.00	0.00	--	--
Intra & Extra-Constituency Travel	6,261.00	153.64	3,458.50	2,802.50	55.2%
Helicopter Travel	--	0.00	0.00	--	--
<b>Total Travel &amp; Living Allowances</b>		<b>153.64</b>	<b>3,458.50</b>		
<b>Constituency Allowance</b>					
Constituency Allowance	2,609.00	84.68	334.68	2,274.32	12.8%
<b>Total Constituency Allowance</b>		<b>84.68</b>	<b>334.68</b>		
<b>Total Expenditures</b>					
		<b>692.28</b>	<b>5,456.59</b>		

---- End of Report ----



House of Assembly  
Newfoundland and Labrador  
Member Accountability and Disclosure Report  
**Expenditures Summarized by Category**  
01-Sep-22 to 30-Sep-22

**WAKEHAM, TONY, MHA**

Allowance Category	Expenditure Limit for Fiscal Year (Net of HST)	Expenditures Processed 01-Sep-22 to 30-Sep-22 (Net of HST)	Expenditures Year to Date 01-Apr- to 30-Sep-22 (Net of HST)	Funds Available (Net of HST)	Percent Expended to Date
<b>Office Allowances</b>					
Office Accommodations	9,377.00	781.40	4,688.40	4,688.60	50.0%
Rental of Short-term Accommodations	--	0.00	0.00	--	--
Office Start-up Costs	--	0.00	0.00	--	--
Office Operations	10,435.00	217.96	1,257.93	9,177.07	12.1%
<b>Total Office Allowances</b>		<b>999.36</b>	<b>5,946.33</b>		
<b>Operational Resources</b>					
Operational Resources	--	660.46	4,084.58	--	--
<b>Total Operational Resources</b>		<b>660.46</b>	<b>4,084.58</b>		
<b>Travel &amp; Living Allowances</b>					
House in Session	--	0.00	10,663.59	--	--
House Not in Session	--	1,992.16	4,852.64	--	--
Intra & Extra-Constituency Travel	5,913.00	1,324.01	2,181.25	3,731.75	36.9%
Helicopter Travel	--	0.00	0.00	--	--
<b>Total Travel &amp; Living Allowances</b>		<b>3,316.17</b>	<b>17,697.48</b>		
<b>Constituency Allowance</b>					
Constituency Allowance	2,609.00	0.00	250.00	2,359.00	9.6%
<b>Total Constituency Allowance</b>		<b>0.00</b>	<b>250.00</b>		
<b>Total Expenditures</b>					
		<b>4,975.99</b>	<b>27,978.39</b>		

---- End of Report ----





House of Assembly  
Newfoundland and Labrador  
Member Accountability and Disclosure Report  
**Expenditures Summarized by Category**  
01-Sep-22 to 30-Sep-22

Trimper, Perry, MHA

Allowance Category	Expenditure Limit for Fiscal Year (Net of HST)	Expenditures Processed 01-Sep-22 to 30-Sep-22 (Net of HST)	Expenditures Year to Date 01-Apr- to 30-Sep-22 (Net of HST)	Funds Available (Net of HST)	Percent Expended to Date
<b>Office Allowances</b>					
Office Accommodations	--	0.00	0.00	--	--
Rental of Short-term Accommodations	--	0.00	0.00	--	--
Office Start-up Costs	--	0.00	0.00	--	--
Office Operations	10,435.00	345.00	1,487.59	8,947.41	14.3%
<b>Total Office Allowances</b>		<b>345.00</b>	<b>1,487.59</b>		
<b>Operational Resources</b>					
Operational Resources	--	135.25	1,399.17	--	--
<b>Total Operational Resources</b>		<b>135.25</b>	<b>1,399.17</b>		
<b>Travel &amp; Living Allowances</b>					
House in Session	--	0.00	10,270.61	--	--
House Not in Session	--	1,430.54	3,344.04	--	--
Intra & Extra-Constituency Travel	6,957.00	0.00	138.16	6,818.84	2.0%
Helicopter Travel	--	0.00	0.00	--	--
<b>Total Travel &amp; Living Allowances</b>		<b>1,430.54</b>	<b>13,752.81</b>		
<b>Constituency Allowance</b>					
Constituency Allowance	2,609.00	0.00	911.91	1,697.09	35.0%
<b>Total Constituency Allowance</b>		<b>0.00</b>	<b>911.91</b>		
<b>Total Expenditures</b>					
		<b>1,910.79</b>	<b>17,551.48</b>		

---- End of Report ----



House of Assembly  
Newfoundland and Labrador  
Member Accountability and Disclosure Report  
**Expenditures Summarized by Category**  
01-Sep-22 to 30-Sep-22

TIBBS, CHRIS, MHA

Allowance Category	Expenditure Limit for Fiscal Year (Net of HST)	Expenditures Processed 01-Sep-22 to 30-Sep-22 (Net of HST)	Expenditures Year to Date 01-Apr- to 30-Sep-22 (Net of HST)	Funds Available (Net of HST)	Percent Expended to Date
<b>Office Allowances</b>					
Office Accommodations	--	0.00	0.00	--	--
Rental of Short-term Accommodations	--	0.00	0.00	--	--
Office Start-up Costs	--	0.00	0.00	--	--
Office Operations	10,435.00	474.37	3,941.57	6,493.43	37.8%
<b>Total Office Allowances</b>		<b>474.37</b>	<b>3,941.57</b>		
<b>Operational Resources</b>					
Operational Resources	--	202.57	1,143.91	--	--
<b>Total Operational Resources</b>		<b>202.57</b>	<b>1,143.91</b>		
<b>Travel &amp; Living Allowances</b>					
House in Session	--	0.00	4,513.39	--	--
House Not in Session	--	0.00	1,247.84	--	--
Intra & Extra-Constituency Travel	7,913.00	0.00	111.91	7,801.09	1.4%
Helicopter Travel	--	0.00	0.00	--	--
<b>Total Travel &amp; Living Allowances</b>		<b>0.00</b>	<b>5,873.14</b>		
<b>Constituency Allowance</b>					
Constituency Allowance	2,609.00	0.00	250.00	2,359.00	9.6%
<b>Total Constituency Allowance</b>		<b>0.00</b>	<b>250.00</b>		
<b>Total Expenditures</b>					
		<b>676.94</b>	<b>11,208.62</b>		

---- End of Report ----



House of Assembly  
Newfoundland and Labrador  
Member Accountability and Disclosure Report  
**Expenditures Summarized by Category**  
01-Sep-22 to 30-Sep-22

STOYLES, LUCY, MHA

Allowance Category	Expenditure Limit for Fiscal Year (Net of HST)	Expenditures Processed 01-Sep-22 to 30-Sep-22 (Net of HST)	Expenditures Year to Date 01-Apr- to 30-Sep-22 (Net of HST)	Funds Available (Net of HST)	Percent Expended to Date
<b>Office Allowances</b>					
Office Accommodations	--	0.00	0.00	--	--
Rental of Short-term Accommodations	--	0.00	0.00	--	--
Office Start-up Costs	770.00	0.00	110.94	659.06	14.4%
Office Operations	10,435.00	-98.04	4,173.45	6,261.55	40.0%
<b>Total Office Allowances</b>		<b>-98.04</b>	<b>4,284.39</b>		
<b>Operational Resources</b>					
Operational Resources	--	89.04	458.16	--	--
<b>Total Operational Resources</b>		<b>89.04</b>	<b>458.16</b>		
<b>Travel &amp; Living Allowances</b>					
House in Session	--	0.00	0.00	--	--
House Not in Session	--	0.00	0.00	--	--
Intra & Extra-Constituency Travel	5,217.00	0.00	2,587.55	2,629.45	49.6%
Helicopter Travel	--	0.00	0.00	--	--
<b>Total Travel &amp; Living Allowances</b>		<b>0.00</b>	<b>2,587.55</b>		
<b>Constituency Allowance</b>					
Constituency Allowance	2,609.00	0.00	990.94	1,618.06	38.0%
<b>Total Constituency Allowance</b>		<b>0.00</b>	<b>990.94</b>		
<b>Total Expenditures</b>					
		<b>-9.00</b>	<b>8,321.04</b>		

---- End of Report ----



House of Assembly  
Newfoundland and Labrador  
Member Accountability and Disclosure Report  
**Expenditures Summarized by Category**  
01-Sep-22 to 30-Sep-22

**STOODLEY, SARAH, MHA**

Allowance Category	Expenditure Limit for Fiscal Year (Net of HST)	Expenditures Processed 01-Sep-22 to 30-Sep-22 (Net of HST)	Expenditures Year to Date 01-Apr- to 30-Sep-22 (Net of HST)	Funds Available (Net of HST)	Percent Expended to Date
<b>Office Allowances</b>					
Office Accommodations	--	0.00	0.00	--	--
Rental of Short-term Accommodations	--	0.00	0.00	--	--
Office Start-up Costs	--	0.00	0.00	--	--
Office Operations	10,435.00	24.51	816.36	9,618.64	7.8%
<b>Total Office Allowances</b>		<b>24.51</b>	<b>816.36</b>		
<b>Operational Resources</b>					
Operational Resources	--	45.00	235.00	--	--
<b>Total Operational Resources</b>		<b>45.00</b>	<b>235.00</b>		
<b>Travel &amp; Living Allowances</b>					
House in Session	--	0.00	0.00	--	--
House Not in Session	--	0.00	0.00	--	--
Intra & Extra-Constituency Travel	5,217.00	21.93	21.93	5,195.07	0.4%
Helicopter Travel	--	0.00	0.00	--	--
<b>Total Travel &amp; Living Allowances</b>		<b>21.93</b>	<b>21.93</b>		
<b>Constituency Allowance</b>					
Constituency Allowance	2,609.00	401.47	1,854.59	754.41	71.1%
<b>Total Constituency Allowance</b>		<b>401.47</b>	<b>1,854.59</b>		
<b>Total Expenditures</b>					
		<b>492.91</b>	<b>2,927.88</b>		

---- End of Report ----



House of Assembly  
Newfoundland and Labrador  
Member Accountability and Disclosure Report  
**Expenditures Summarized by Category**  
01-Sep-22 to 30-Sep-22

**REID, SCOTT, MHA**

Allowance Category	Expenditure Limit for Fiscal Year (Net of HST)	Expenditures Processed 01-Sep-22 to 30-Sep-22 (Net of HST)	Expenditures Year to Date 01-Apr- to 30-Sep-22 (Net of HST)	Funds Available (Net of HST)	Percent Expended to Date
<b>Office Allowances</b>					
Office Accommodations	--	0.00	0.00	--	--
Rental of Short-term Accommodations	--	0.00	0.00	--	--
Office Start-up Costs	--	0.00	0.00	--	--
Office Operations	10,435.00	706.00	4,195.36	6,239.64	40.2%
<b>Total Office Allowances</b>		<b>706.00</b>	<b>4,195.36</b>		
<b>Operational Resources</b>					
Operational Resources	--	436.77	2,773.16	--	--
<b>Total Operational Resources</b>		<b>436.77</b>	<b>2,773.16</b>		
<b>Travel &amp; Living Allowances</b>					
House in Session	--	0.00	4,842.53	--	--
House Not in Session	--	981.81	4,305.58	--	--
Intra & Extra-Constituency Travel	7,304.00	472.26	2,641.18	4,662.82	36.2%
Helicopter Travel	--	0.00	0.00	--	--
<b>Total Travel &amp; Living Allowances</b>		<b>1,454.07</b>	<b>11,789.29</b>		
<b>Constituency Allowance</b>					
Constituency Allowance	2,609.00	83.47	209.57	2,399.43	8.0%
<b>Total Constituency Allowance</b>		<b>83.47</b>	<b>209.57</b>		
<b>Total Expenditures</b>					
		<b>2,680.31</b>	<b>18,967.38</b>		

---- End of Report ----



House of Assembly  
Newfoundland and Labrador  
Member Accountability and Disclosure Report  
**Expenditures Summarized by Category**  
01-Sep-22 to 30-Sep-22

PIKE, PAUL, MHA

Allowance Category	Expenditure Limit for Fiscal Year (Net of HST)	Expenditures Processed 01-Sep-22 to 30-Sep-22 (Net of HST)	Expenditures Year to Date 01-Apr- to 30-Sep-22 (Net of HST)	Funds Available (Net of HST)	Percent Expended to Date
<b>Office Allowances</b>					
Office Accommodations	15,545.00	1,295.36	7,772.16	7,772.84	50.0%
Rental of Short-term Accommodations	--	0.00	0.00	--	--
Office Start-up Costs	248.00	0.00	0.00	248.00	0.0%
Office Operations	10,435.00	16.99	411.03	10,023.97	3.9%
<b>Total Office Allowances</b>		<b>1,312.35</b>	<b>8,183.19</b>		
<b>Operational Resources</b>					
Operational Resources	--	1,326.60	3,025.88	--	--
<b>Total Operational Resources</b>		<b>1,326.60</b>	<b>3,025.88</b>		
<b>Travel &amp; Living Allowances</b>					
House in Session	--	0.00	4,611.40	--	--
House Not in Session	--	0.00	1,448.15	--	--
Intra & Extra-Constituency Travel	11,043.00	299.71	2,652.52	8,390.48	24.0%
Helicopter Travel	--	0.00	0.00	--	--
<b>Total Travel &amp; Living Allowances</b>		<b>299.71</b>	<b>8,712.07</b>		
<b>Constituency Allowance</b>					
Constituency Allowance	2,609.00	0.00	0.00	2,609.00	0.0%
<b>Total Constituency Allowance</b>		<b>0.00</b>	<b>0.00</b>		
<b>Total Expenditures</b>					
		<b>2,938.66</b>	<b>19,921.14</b>		

---- End of Report ----



House of Assembly  
Newfoundland and Labrador  
Member Accountability and Disclosure Report  
**Expenditures Summarized by Category**  
01-Sep-22 to 30-Sep-22

Petten, Barry, MHA

Allowance Category	Expenditure Limit for Fiscal Year (Net of HST)	Expenditures Processed 01-Sep-22 to 30-Sep-22 (Net of HST)	Expenditures Year to Date 01-Apr- to 30-Sep-22 (Net of HST)	Funds Available (Net of HST)	Percent Expended to Date
<b>Office Allowances</b>					
Office Accommodations	14,280.00	1,190.00	7,140.00	7,140.00	50.0%
Rental of Short-term Accommodations	--	0.00	0.00	--	--
Office Start-up Costs	--	0.00	0.00	--	--
Office Operations	10,435.00	454.99	3,997.99	6,437.01	38.3%
<b>Total Office Allowances</b>		<b>1,644.99</b>	<b>11,137.99</b>		
<b>Operational Resources</b>					
Operational Resources	--	641.43	3,295.03	--	--
<b>Total Operational Resources</b>		<b>641.43</b>	<b>3,295.03</b>		
<b>Travel &amp; Living Allowances</b>					
House in Session	--	0.00	0.00	--	--
House Not in Session	--	0.00	0.00	--	--
Intra & Extra-Constituency Travel	5,304.00	0.00	2,400.00	2,904.00	45.2%
Helicopter Travel	--	0.00	0.00	--	--
<b>Total Travel &amp; Living Allowances</b>		<b>0.00</b>	<b>2,400.00</b>		
<b>Constituency Allowance</b>					
Constituency Allowance	2,609.00	0.00	0.00	2,609.00	0.0%
<b>Total Constituency Allowance</b>		<b>0.00</b>	<b>0.00</b>		
<b>Total Expenditures</b>		<b>2,286.42</b>	<b>16,833.02</b>		

---- End of Report ----



House of Assembly  
Newfoundland and Labrador  
Member Accountability and Disclosure Report  
**Expenditures Summarized by Category**  
01-Sep-22 to 30-Sep-22

Parsons, Pam, MHA

Allowance Category	Expenditure Limit for Fiscal Year (Net of HST)	Expenditures Processed 01-Sep-22 to 30-Sep-22 (Net of HST)	Expenditures Year to Date 01-Apr- to 30-Sep-22 (Net of HST)	Funds Available (Net of HST)	Percent Expended to Date
<b>Office Allowances</b>					
Office Accommodations	14,507.00	1,208.91	7,253.46	7,253.54	50.0%
Rental of Short-term Accommodations	--	0.00	0.00	--	--
Office Start-up Costs	--	0.00	0.00	--	--
Office Operations	10,435.00	168.00	3,953.32	6,481.68	37.9%
<b>Total Office Allowances</b>		<b>1,376.91</b>	<b>11,206.78</b>		
<b>Operational Resources</b>					
Operational Resources	--	607.45	3,268.79	--	--
<b>Total Operational Resources</b>		<b>607.45</b>	<b>3,268.79</b>		
<b>Travel &amp; Living Allowances</b>					
House in Session	--	0.00	2,270.65	--	--
House Not in Session	--	0.00	8.77	--	--
Intra & Extra-Constituency Travel	6,696.00	0.00	878.38	5,817.62	13.1%
Helicopter Travel	--	0.00	0.00	--	--
<b>Total Travel &amp; Living Allowances</b>		<b>0.00</b>	<b>3,157.80</b>		
<b>Constituency Allowance</b>					
Constituency Allowance	2,609.00	0.00	160.00	2,449.00	6.1%
<b>Total Constituency Allowance</b>		<b>0.00</b>	<b>160.00</b>		
<b>Total Expenditures</b>					
		<b>1,984.36</b>	<b>17,793.37</b>		

---- End of Report ----





House of Assembly  
Newfoundland and Labrador  
Member Accountability and Disclosure Report  
**Expenditures Summarized by Category**  
01-Sep-22 to 30-Sep-22

**PARSONS, ANDREW, MHA**

Allowance Category	Expenditure Limit for Fiscal Year (Net of HST)	Expenditures Processed 01-Sep-22 to 30-Sep-22 (Net of HST)	Expenditures Year to Date 01-Apr- to 30-Sep-22 (Net of HST)	Funds Available (Net of HST)	Percent Expended to Date
<b>Office Allowances</b>					
Office Accommodations	13,200.00	1,100.00	6,600.00	6,600.00	50.0%
Rental of Short-term Accommodations	--	0.00	0.00	--	--
Office Start-up Costs	--	0.00	0.00	--	--
Office Operations	10,435.00	122.93	2,319.24	8,115.76	22.2%
<b>Total Office Allowances</b>		<b>1,222.93</b>	<b>8,919.24</b>		
<b>Operational Resources</b>					
Operational Resources	--	574.11	3,547.78	--	--
<b>Total Operational Resources</b>		<b>574.11</b>	<b>3,547.78</b>		
<b>Travel &amp; Living Allowances</b>					
House in Session	--	0.00	5,495.44	--	--
House Not in Session	--	0.00	821.41	--	--
Intra & Extra-Constituency Travel	9,826.00	0.00	1,023.98	8,802.02	10.4%
Helicopter Travel	18,261.00	0.00	0.00	18,261.00	0.0%
<b>Total Travel &amp; Living Allowances</b>		<b>0.00</b>	<b>7,340.83</b>		
<b>Constituency Allowance</b>					
Constituency Allowance	2,609.00	435.79	1,400.83	1,208.17	53.7%
<b>Total Constituency Allowance</b>		<b>435.79</b>	<b>1,400.83</b>		
<b>Total Expenditures</b>					
		<b>2,232.83</b>	<b>21,208.68</b>		

---- End of Report ----



House of Assembly  
Newfoundland and Labrador  
Member Accountability and Disclosure Report  
**Expenditures Summarized by Category**  
01-Sep-22 to 30-Sep-22

**PARROTT, LLOYD, MHA**

Allowance Category	Expenditure Limit for Fiscal Year (Net of HST)	Expenditures Processed 01-Sep-22 to 30-Sep-22 (Net of HST)	Expenditures Year to Date 01-Apr- to 30-Sep-22 (Net of HST)	Funds Available (Net of HST)	Percent Expended to Date
<b>Office Allowances</b>					
Office Accommodations	13,800.00	1,150.00	6,900.00	6,900.00	50.0%
Rental of Short-term Accommodations	--	0.00	0.00	--	--
Office Start-up Costs	--	0.00	0.00	--	--
Office Operations	10,435.00	1,164.05	3,173.08	7,261.92	30.4%
<b>Total Office Allowances</b>		<b>2,314.05</b>	<b>10,073.08</b>		
<b>Operational Resources</b>					
Operational Resources	--	247.30	4,980.42	--	--
<b>Total Operational Resources</b>		<b>247.30</b>	<b>4,980.42</b>		
<b>Travel &amp; Living Allowances</b>					
House in Session	--	0.00	6,781.04	--	--
House Not in Session	--	1,056.61	2,713.33	--	--
Intra & Extra-Constituency Travel	11,043.00	596.96	4,175.21	6,867.79	37.8%
Helicopter Travel	--	0.00	0.00	--	--
<b>Total Travel &amp; Living Allowances</b>		<b>1,653.57</b>	<b>13,669.58</b>		
<b>Constituency Allowance</b>					
Constituency Allowance	2,609.00	120.00	820.00	1,789.00	31.4%
<b>Total Constituency Allowance</b>		<b>120.00</b>	<b>820.00</b>		
<b>Total Expenditures</b>					
		<b>4,334.92</b>	<b>29,543.08</b>		

---- End of Report ----



House of Assembly  
Newfoundland and Labrador  
Member Accountability and Disclosure Report  
**Expenditures Summarized by Category**  
01-Sep-22 to 30-Sep-22

**PARDY, CRAIG, MHA**

Allowance Category	Expenditure Limit for Fiscal Year (Net of HST)	Expenditures Processed 01-Sep-22 to 30-Sep-22 (Net of HST)	Expenditures Year to Date 01-Apr- to 30-Sep-22 (Net of HST)	Funds Available (Net of HST)	Percent Expended to Date
<b>Office Allowances</b>					
Office Accommodations	17,700.00	1,475.00	8,850.00	8,850.00	50.0%
Rental of Short-term Accommodations	--	0.00	0.00	--	--
Office Start-up Costs	--	0.00	0.00	--	--
Office Operations	10,435.00	154.77	1,691.93	8,743.07	16.2%
<b>Total Office Allowances</b>		<b>1,629.77</b>	<b>10,541.93</b>		
<b>Operational Resources</b>					
Operational Resources	--	330.25	2,229.55	--	--
<b>Total Operational Resources</b>		<b>330.25</b>	<b>2,229.55</b>		
<b>Travel &amp; Living Allowances</b>					
House in Session	--	0.00	3,615.62	--	--
House Not in Session	--	233.65	1,328.79	--	--
Intra & Extra-Constituency Travel	9,739.00	1,520.57	5,023.33	4,715.67	51.6%
Helicopter Travel	--	0.00	0.00	--	--
<b>Total Travel &amp; Living Allowances</b>		<b>1,754.22</b>	<b>9,967.74</b>		
<b>Constituency Allowance</b>					
Constituency Allowance	2,609.00	557.02	912.41	1,696.59	35.0%
<b>Total Constituency Allowance</b>		<b>557.02</b>	<b>912.41</b>		
<b>Total Expenditures</b>					
		<b>4,271.26</b>	<b>23,651.63</b>		

---- End of Report ----



House of Assembly  
Newfoundland and Labrador  
Member Accountability and Disclosure Report  
**Expenditures Summarized by Category**  
01-Sep-22 to 30-Sep-22

OSBORNE, TOM, MHA

Allowance Category	Expenditure Limit for Fiscal Year (Net of HST)	Expenditures Processed 01-Sep-22 to 30-Sep-22 (Net of HST)	Expenditures Year to Date 01-Apr- to 30-Sep-22 (Net of HST)	Funds Available (Net of HST)	Percent Expended to Date
<b>Office Allowances</b>					
Office Accommodations	--	0.00	0.00	--	--
Rental of Short-term Accommodations	--	0.00	0.00	--	--
Office Start-up Costs	--	0.00	0.00	--	--
Office Operations	10,435.00	0.00	162.82	10,272.18	1.6%
<b>Total Office Allowances</b>		<b>0.00</b>	<b>162.82</b>		
<b>Operational Resources</b>					
Operational Resources	--	73.25	413.49	--	--
<b>Total Operational Resources</b>		<b>73.25</b>	<b>413.49</b>		
<b>Travel &amp; Living Allowances</b>					
House in Session	--	0.00	0.00	--	--
House Not in Session	--	0.00	0.00	--	--
Intra & Extra-Constituency Travel	5,217.00	0.00	0.00	5,217.00	0.0%
Helicopter Travel	--	0.00	0.00	--	--
<b>Total Travel &amp; Living Allowances</b>		<b>0.00</b>	<b>0.00</b>		
<b>Constituency Allowance</b>					
Constituency Allowance	2,609.00	0.00	0.00	2,609.00	0.0%
<b>Total Constituency Allowance</b>		<b>0.00</b>	<b>0.00</b>		
<b>Total Expenditures</b>					
		<b>73.25</b>	<b>576.31</b>		

---- End of Report ----



House of Assembly  
Newfoundland and Labrador  
Member Accountability and Disclosure Report  
**Expenditures Summarized by Category**  
01-Sep-22 to 30-Sep-22

O'DRISCOLL, LOYOLA, MHA

Allowance Category	Expenditure Limit for Fiscal Year (Net of HST)	Expenditures Processed 01-Sep-22 to 30-Sep-22 (Net of HST)	Expenditures Year to Date 01-Apr- to 30-Sep-22 (Net of HST)	Funds Available (Net of HST)	Percent Expended to Date
<b>Office Allowances</b>					
Office Accommodations	--	0.00	0.00	--	--
Rental of Short-term Accommodations	--	0.00	0.00	--	--
Office Start-up Costs	--	0.00	0.00	--	--
Office Operations	10,435.00	168.00	1,997.64	8,437.36	19.1%
<b>Total Office Allowances</b>		<b>168.00</b>	<b>1,997.64</b>		
<b>Operational Resources</b>					
Operational Resources	--	104.60	524.29	--	--
<b>Total Operational Resources</b>		<b>104.60</b>	<b>524.29</b>		
<b>Travel &amp; Living Allowances</b>					
House in Session	--	0.00	0.00	--	--
House Not in Session	--	0.00	0.00	--	--
Intra & Extra-Constituency Travel	8,783.00	1,054.78	4,291.18	4,491.82	48.9%
Helicopter Travel	--	0.00	0.00	--	--
<b>Total Travel &amp; Living Allowances</b>		<b>1,054.78</b>	<b>4,291.18</b>		
<b>Constituency Allowance</b>					
Constituency Allowance	2,609.00	0.00	340.96	2,268.04	13.1%
<b>Total Constituency Allowance</b>		<b>0.00</b>	<b>340.96</b>		
<b>Total Expenditures</b>					
		<b>1,327.38</b>	<b>7,154.07</b>		

---- End of Report ----



House of Assembly  
Newfoundland and Labrador  
Member Accountability and Disclosure Report  
**Expenditures Summarized by Category**  
01-Sep-22 to 30-Sep-22

LOVELESS, ELVIS, MHA

Allowance Category	Expenditure Limit for Fiscal Year (Net of HST)	Expenditures Processed 01-Sep-22 to 30-Sep-22 (Net of HST)	Expenditures Year to Date 01-Apr- to 30-Sep-22 (Net of HST)	Funds Available (Net of HST)	Percent Expended to Date
<b>Office Allowances</b>					
Office Accommodations	11,700.00	975.00	5,850.00	5,850.00	50.0%
Rental of Short-term Accommodations	--	0.00	0.00	--	--
Office Start-up Costs	--	0.00	0.00	--	--
Office Operations	10,435.00	0.00	350.87	10,084.13	3.4%
<b>Total Office Allowances</b>		<b>975.00</b>	<b>6,200.87</b>		
<b>Operational Resources</b>					
Operational Resources	--	213.46	3,777.99	--	--
<b>Total Operational Resources</b>		<b>213.46</b>	<b>3,777.99</b>		
<b>Travel &amp; Living Allowances</b>					
House in Session	--	0.00	716.04	--	--
House Not in Session	--	0.00	5,120.14	--	--
Intra & Extra-Constituency Travel	14,174.00	0.00	2,411.08	11,762.92	17.0%
Helicopter Travel	21,391.00	0.00	5,038.24	16,352.76	23.6%
<b>Total Travel &amp; Living Allowances</b>		<b>0.00</b>	<b>13,285.50</b>		
<b>Constituency Allowance</b>					
Constituency Allowance	2,609.00	0.00	605.28	2,003.72	23.2%
<b>Total Constituency Allowance</b>		<b>0.00</b>	<b>605.28</b>		
<b>Total Expenditures</b>					
		<b>1,188.46</b>	<b>23,869.64</b>		

---- End of Report ----



House of Assembly  
Newfoundland and Labrador  
Member Accountability and Disclosure Report  
**Expenditures Summarized by Category**  
01-Sep-22 to 30-Sep-22

LANE, PAUL, MHA

Allowance Category	Expenditure Limit for Fiscal Year (Net of HST)	Expenditures Processed 01-Sep-22 to 30-Sep-22 (Net of HST)	Expenditures Year to Date 01-Apr- to 30-Sep-22 (Net of HST)	Funds Available (Net of HST)	Percent Expended to Date
<b>Office Allowances</b>					
Office Accommodations	--	0.00	0.00	--	--
Rental of Short-term Accommodations	--	0.00	0.00	--	--
Office Start-up Costs	--	0.00	0.00	--	--
Office Operations	10,435.00	216.20	3,048.96	7,386.04	29.2%
<b>Total Office Allowances</b>		<b>216.20</b>	<b>3,048.96</b>		
<b>Operational Resources</b>					
Operational Resources	--	113.50	534.36	--	--
<b>Total Operational Resources</b>		<b>113.50</b>	<b>534.36</b>		
<b>Travel &amp; Living Allowances</b>					
House in Session	--	0.00	0.00	--	--
House Not in Session	--	0.00	0.00	--	--
Intra & Extra-Constituency Travel	5,217.00	0.00	3,081.87	2,135.13	59.1%
Helicopter Travel	--	0.00	0.00	--	--
<b>Total Travel &amp; Living Allowances</b>		<b>0.00</b>	<b>3,081.87</b>		
<b>Constituency Allowance</b>					
Constituency Allowance	2,609.00	0.00	170.00	2,439.00	6.5%
<b>Total Constituency Allowance</b>		<b>0.00</b>	<b>170.00</b>		
<b>Total Expenditures</b>					
		<b>329.70</b>	<b>6,835.19</b>		

---- End of Report ----



House of Assembly  
Newfoundland and Labrador  
Member Accountability and Disclosure Report  
**Expenditures Summarized by Category**  
01-Sep-22 to 30-Sep-22

JOYCE, EDDIE, MHA

Allowance Category	Expenditure Limit for Fiscal Year (Net of HST)	Expenditures Processed 01-Sep-22 to 30-Sep-22 (Net of HST)	Expenditures Year to Date 01-Apr- to 30-Sep-22 (Net of HST)	Funds Available (Net of HST)	Percent Expended to Date
<b>Office Allowances</b>					
Office Accommodations	--	0.00	0.00	--	--
Rental of Short-term Accommodations	--	0.00	0.00	--	--
Office Start-up Costs	--	0.00	0.00	--	--
Office Operations	10,435.00	471.72	5,409.02	5,025.98	51.8%
<b>Total Office Allowances</b>		<b>471.72</b>	<b>5,409.02</b>		
<b>Operational Resources</b>					
Operational Resources	--	1,077.48	2,479.51	--	--
<b>Total Operational Resources</b>		<b>1,077.48</b>	<b>2,479.51</b>		
<b>Travel &amp; Living Allowances</b>					
House in Session	--	0.00	7,751.01	--	--
House Not in Session	--	857.24	1,766.96	--	--
Intra & Extra-Constituency Travel	10,870.00	512.87	3,946.68	6,923.32	36.3%
Helicopter Travel	--	0.00	0.00	--	--
<b>Total Travel &amp; Living Allowances</b>		<b>1,370.11</b>	<b>13,464.65</b>		
<b>Constituency Allowance</b>					
Constituency Allowance	2,609.00	345.10	1,868.84	740.16	71.6%
<b>Total Constituency Allowance</b>		<b>345.10</b>	<b>1,868.84</b>		
<b>Total Expenditures</b>					
		<b>3,264.41</b>	<b>23,222.02</b>		

---- End of Report ----





House of Assembly  
Newfoundland and Labrador  
Member Accountability and Disclosure Report  
**Expenditures Summarized by Category**  
01-Sep-22 to 30-Sep-22

HOWELL, KRISTA LYNN, MHA

Allowance Category	Expenditure Limit for Fiscal Year (Net of HST)	Expenditures Processed 01-Sep-22 to 30-Sep-22 (Net of HST)	Expenditures Year to Date 01-Apr- to 30-Sep-22 (Net of HST)	Funds Available (Net of HST)	Percent Expended to Date
<b>Office Allowances</b>					
Office Accommodations	--	0.00	0.00	--	--
Rental of Short-term Accommodations	--	0.00	0.00	--	--
Office Start-up Costs	870.00	0.00	0.00	870.00	0.0%
Office Operations	10,435.00	0.00	19.61	10,415.39	0.2%
<b>Total Office Allowances</b>		<b>0.00</b>	<b>19.61</b>		
<b>Operational Resources</b>					
Operational Resources	--	161.15	1,384.81	--	--
<b>Total Operational Resources</b>		<b>161.15</b>	<b>1,384.81</b>		
<b>Travel &amp; Living Allowances</b>					
House in Session	--	0.00	6,778.61	--	--
House Not in Session	--	0.00	214.31	--	--
Intra & Extra-Constituency Travel	10,609.00	0.00	0.00	10,609.00	0.0%
Helicopter Travel	--	0.00	0.00	--	--
<b>Total Travel &amp; Living Allowances</b>		<b>0.00</b>	<b>6,992.92</b>		
<b>Constituency Allowance</b>					
Constituency Allowance	2,609.00	0.00	0.00	2,609.00	0.0%
<b>Total Constituency Allowance</b>		<b>0.00</b>	<b>0.00</b>		
<b>Total Expenditures</b>					
		<b>161.15</b>	<b>8,397.34</b>		

---- End of Report ----



House of Assembly  
Newfoundland and Labrador  
Member Accountability and Disclosure Report  
**Expenditures Summarized by Category**  
01-Sep-22 to 30-Sep-22

HOGAN, JOHN, MHA

Allowance Category	Expenditure Limit for Fiscal Year (Net of HST)	Expenditures Processed 01-Sep-22 to 30-Sep-22 (Net of HST)	Expenditures Year to Date 01-Apr- to 30-Sep-22 (Net of HST)	Funds Available (Net of HST)	Percent Expended to Date
<b>Office Allowances</b>					
Office Accommodations	--	0.00	0.00	--	--
Rental of Short-term Accommodations	--	0.00	0.00	--	--
Office Start-up Costs	870.00	0.00	0.00	870.00	0.0%
Office Operations	10,435.00	0.00	0.00	10,435.00	0.0%
<b>Total Office Allowances</b>		<b>0.00</b>	<b>0.00</b>		
<b>Operational Resources</b>					
Operational Resources	--	70.00	340.00	--	--
<b>Total Operational Resources</b>		<b>70.00</b>	<b>340.00</b>		
<b>Travel &amp; Living Allowances</b>					
House in Session	--	0.00	0.00	--	--
House Not in Session	--	0.00	0.00	--	--
Intra & Extra-Constituency Travel	5,217.00	0.00	0.00	5,217.00	0.0%
Helicopter Travel	--	0.00	0.00	--	--
<b>Total Travel &amp; Living Allowances</b>		<b>0.00</b>	<b>0.00</b>		
<b>Constituency Allowance</b>					
Constituency Allowance	2,609.00	0.00	0.00	2,609.00	0.0%
<b>Total Constituency Allowance</b>		<b>0.00</b>	<b>0.00</b>		
<b>Total Expenditures</b>					
		<b>70.00</b>	<b>340.00</b>		

---- End of Report ----



House of Assembly  
Newfoundland and Labrador  
Member Accountability and Disclosure Report  
**Expenditures Summarized by Category**  
01-Sep-22 to 30-Sep-22

Haggie, John, MHA

Allowance Category	Expenditure Limit for Fiscal Year (Net of HST)	Expenditures Processed 01-Sep-22 to 30-Sep-22 (Net of HST)	Expenditures Year to Date 01-Apr- to 30-Sep-22 (Net of HST)	Funds Available (Net of HST)	Percent Expended to Date
<b>Office Allowances</b>					
Office Accommodations	--	0.00	0.00	--	--
Rental of Short-term Accommodations	--	0.00	0.00	--	--
Office Start-up Costs	--	0.00	0.00	--	--
Office Operations	10,435.00	1,351.84	4,245.37	6,189.63	40.7%
<b>Total Office Allowances</b>		<b>1,351.84</b>	<b>4,245.37</b>		
<b>Operational Resources</b>					
Operational Resources	--	188.32	1,071.07	--	--
<b>Total Operational Resources</b>		<b>188.32</b>	<b>1,071.07</b>		
<b>Travel &amp; Living Allowances</b>					
House in Session	--	0.00	5,226.01	--	--
House Not in Session	--	0.00	0.00	--	--
Intra & Extra-Constituency Travel	6,696.00	37.96	186.42	6,509.58	2.8%
Helicopter Travel	--	0.00	0.00	--	--
<b>Total Travel &amp; Living Allowances</b>		<b>37.96</b>	<b>5,412.43</b>		
<b>Constituency Allowance</b>					
Constituency Allowance	2,609.00	0.00	70.00	2,539.00	2.7%
<b>Total Constituency Allowance</b>		<b>0.00</b>	<b>70.00</b>		
<b>Total Expenditures</b>					
		<b>1,578.12</b>	<b>10,798.87</b>		

---- End of Report ----



House of Assembly  
Newfoundland and Labrador  
Member Accountability and Disclosure Report  
**Expenditures Summarized by Category**  
01-Sep-22 to 30-Sep-22

Gambin - Walsh, Sherry, MHA

Allowance Category	Expenditure Limit for Fiscal Year (Net of HST)	Expenditures Processed 01-Sep-22 to 30-Sep-22 (Net of HST)	Expenditures Year to Date 01-Apr- to 30-Sep-22 (Net of HST)	Funds Available (Net of HST)	Percent Expended to Date
<b>Office Allowances</b>					
Office Accommodations	19,000.00	1,583.34	9,500.04	9,499.96	50.0%
Rental of Short-term Accommodations	--	0.00	0.00	--	--
Office Start-up Costs	--	0.00	0.00	--	--
Office Operations	10,435.00	546.04	5,743.65	4,691.35	55.0%
<b>Total Office Allowances</b>		<b>2,129.38</b>	<b>15,243.69</b>		
<b>Operational Resources</b>					
Operational Resources	--	656.91	4,410.86	--	--
<b>Total Operational Resources</b>		<b>656.91</b>	<b>4,410.86</b>		
<b>Travel &amp; Living Allowances</b>					
House in Session	--	0.00	2,445.43	--	--
House Not in Session	--	335.98	487.82	--	--
Intra & Extra-Constituency Travel	10,000.00	2,165.90	4,795.57	5,204.43	48.0%
Helicopter Travel	--	0.00	0.00	--	--
<b>Total Travel &amp; Living Allowances</b>		<b>2,501.88</b>	<b>7,728.82</b>		
<b>Constituency Allowance</b>					
Constituency Allowance	2,609.00	0.00	782.80	1,826.20	30.0%
<b>Total Constituency Allowance</b>		<b>0.00</b>	<b>782.80</b>		
<b>Total Expenditures</b>					
		<b>5,288.17</b>	<b>28,166.17</b>		

---- End of Report ----



House of Assembly  
Newfoundland and Labrador  
Member Accountability and Disclosure Report  
**Expenditures Summarized by Category**  
01-Sep-22 to 30-Sep-22

FUREY, ANDREW, MHA

Allowance Category	Expenditure Limit for Fiscal Year (Net of HST)	Expenditures Processed 01-Sep-22 to 30-Sep-22 (Net of HST)	Expenditures Year to Date 01-Apr- to 30-Sep-22 (Net of HST)	Funds Available (Net of HST)	Percent Expended to Date
<b>Office Allowances</b>					
Office Accommodations	12,300.00	1,025.00	6,150.00	6,150.00	50.0%
Rental of Short-term Accommodations	--	0.00	0.00	--	--
Office Start-up Costs	--	0.00	0.00	--	--
Office Operations	10,435.00	0.00	2,530.90	7,904.10	24.3%
<b>Total Office Allowances</b>		<b>1,025.00</b>	<b>8,680.90</b>		
<b>Operational Resources</b>					
Operational Resources	--	496.02	2,616.69	--	--
<b>Total Operational Resources</b>		<b>496.02</b>	<b>2,616.69</b>		
<b>Travel &amp; Living Allowances</b>					
House in Session	--	0.00	1,423.80	--	--
House Not in Session	--	0.00	0.00	--	--
Intra & Extra-Constituency Travel	10,957.00	195.93	775.19	10,181.81	7.1%
Helicopter Travel	--	0.00	0.00	--	--
<b>Total Travel &amp; Living Allowances</b>		<b>195.93</b>	<b>2,198.99</b>		
<b>Constituency Allowance</b>					
Constituency Allowance	2,609.00	0.00	114.98	2,494.02	4.4%
<b>Total Constituency Allowance</b>		<b>0.00</b>	<b>114.98</b>		
<b>Total Expenditures</b>					
		<b>1,716.95</b>	<b>13,611.56</b>		

---- End of Report ----



House of Assembly  
Newfoundland and Labrador  
Member Accountability and Disclosure Report  
**Expenditures Summarized by Category**  
01-Sep-22 to 30-Sep-22

FORSEY, PLEAMAN, MHA

Allowance Category	Expenditure Limit for Fiscal Year (Net of HST)	Expenditures Processed 01-Sep-22 to 30-Sep-22 (Net of HST)	Expenditures Year to Date 01-Apr- to 30-Sep-22 (Net of HST)	Funds Available (Net of HST)	Percent Expended to Date
<b>Office Allowances</b>					
Office Accommodations	19,200.00	1,600.00	9,600.00	9,600.00	50.0%
Rental of Short-term Accommodations	--	0.00	0.00	--	--
Office Start-up Costs	--	0.00	0.00	--	--
Office Operations	10,435.00	448.61	1,225.70	9,209.30	11.7%
<b>Total Office Allowances</b>		<b>2,048.61</b>	<b>10,825.70</b>		
<b>Operational Resources</b>					
Operational Resources	--	573.41	2,953.08	--	--
<b>Total Operational Resources</b>		<b>573.41</b>	<b>2,953.08</b>		
<b>Travel &amp; Living Allowances</b>					
House in Session	--	0.00	3,962.42	--	--
House Not in Session	--	752.85	1,867.00	--	--
Intra & Extra-Constituency Travel	9,391.00	43.90	1,913.45	7,477.55	20.4%
Helicopter Travel	--	0.00	0.00	--	--
<b>Total Travel &amp; Living Allowances</b>		<b>796.75</b>	<b>7,742.87</b>		
<b>Constituency Allowance</b>					
Constituency Allowance	2,609.00	116.68	381.69	2,227.31	14.6%
<b>Total Constituency Allowance</b>		<b>116.68</b>	<b>381.69</b>		
<b>Total Expenditures</b>					
		<b>3,535.45</b>	<b>21,903.34</b>		

---- End of Report ----



House of Assembly  
Newfoundland and Labrador  
Member Accountability and Disclosure Report  
**Expenditures Summarized by Category**  
01-Sep-22 to 30-Sep-22

EVANS, LELA, MHA

Allowance Category	Expenditure Limit for Fiscal Year (Net of HST)	Expenditures Processed 01-Sep-22 to 30-Sep-22 (Net of HST)	Expenditures Year to Date 01-Apr- to 30-Sep-22 (Net of HST)	Funds Available (Net of HST)	Percent Expended to Date
<b>Office Allowances</b>					
Office Accommodations	7,000.00	1,000.00	6,000.00	1,000.00	85.7%
Rental of Short-term Accommodations	--	0.00	0.00	--	--
Office Start-up Costs	--	0.00	0.00	--	--
Office Operations	10,435.00	0.00	827.86	9,607.14	7.9%
<b>Total Office Allowances</b>		<b>1,000.00</b>	<b>6,827.86</b>		
<b>Operational Resources</b>					
Operational Resources	--	567.70	2,900.78	--	--
<b>Total Operational Resources</b>		<b>567.70</b>	<b>2,900.78</b>		
<b>Travel &amp; Living Allowances</b>					
House in Session	--	0.00	0.00	--	--
House Not in Session	--	0.00	0.00	--	--
Intra & Extra-Constituency Travel	18,000.00	0.00	0.00	18,000.00	0.0%
Helicopter Travel	9,130.00	0.00	0.00	9,130.00	0.0%
<b>Total Travel &amp; Living Allowances</b>		<b>0.00</b>	<b>0.00</b>		
<b>Constituency Allowance</b>					
Constituency Allowance	2,609.00	0.00	0.00	2,609.00	0.0%
<b>Total Constituency Allowance</b>		<b>0.00</b>	<b>0.00</b>		
<b>Total Expenditures</b>					
		<b>1,567.70</b>	<b>9,728.64</b>		

---- End of Report ----



House of Assembly  
Newfoundland and Labrador  
Member Accountability and Disclosure Report  
**Expenditures Summarized by Category**  
01-Sep-22 to 30-Sep-22

DWYER, JEFF, MHA

Allowance Category	Expenditure Limit for Fiscal Year (Net of HST)	Expenditures Processed 01-Sep-22 to 30-Sep-22 (Net of HST)	Expenditures Year to Date 01-Apr- to 30-Sep-22 (Net of HST)	Funds Available (Net of HST)	Percent Expended to Date
<b>Office Allowances</b>					
Office Accommodations	16,881.00	1,406.67	8,440.02	8,440.98	50.0%
Rental of Short-term Accommodations	--	0.00	0.00	--	--
Office Start-up Costs	--	0.00	0.00	--	--
Office Operations	10,435.00	697.96	719.45	9,715.55	6.9%
<b>Total Office Allowances</b>		<b>2,104.63</b>	<b>9,159.47</b>		
<b>Operational Resources</b>					
Operational Resources	--	135.52	716.76	--	--
<b>Total Operational Resources</b>		<b>135.52</b>	<b>716.76</b>		
<b>Travel &amp; Living Allowances</b>					
House in Session	--	0.00	6,927.70	--	--
House Not in Session	--	1,903.27	4,683.35	--	--
Intra & Extra-Constituency Travel	12,000.00	1,109.62	5,285.25	6,714.75	44.0%
Helicopter Travel	--	0.00	0.00	--	--
<b>Total Travel &amp; Living Allowances</b>		<b>3,012.89</b>	<b>16,896.30</b>		
<b>Constituency Allowance</b>					
Constituency Allowance	2,609.00	0.00	340.00	2,269.00	13.0%
<b>Total Constituency Allowance</b>		<b>0.00</b>	<b>340.00</b>		
<b>Total Expenditures</b>					
		<b>5,253.04</b>	<b>27,112.53</b>		

---- End of Report ----





House of Assembly  
Newfoundland and Labrador  
Member Accountability and Disclosure Report  
**Expenditures Summarized by Category**  
01-Sep-22 to 30-Sep-22

**DINN, PAUL, MHA**

Allowance Category	Expenditure Limit for Fiscal Year (Net of HST)	Expenditures Processed 01-Sep-22 to 30-Sep-22 (Net of HST)	Expenditures Year to Date 01-Apr- to 30-Sep-22 (Net of HST)	Funds Available (Net of HST)	Percent Expended to Date
<b>Office Allowances</b>					
Office Accommodations	16,000.00	1,333.33	7,999.98	8,000.02	50.0%
Rental of Short-term Accommodations	--	0.00	0.00	--	--
Office Start-up Costs	--	0.00	0.00	--	--
Office Operations	10,435.00	410.00	2,487.80	7,947.20	23.8%
<b>Total Office Allowances</b>		<b>1,743.33</b>	<b>10,487.78</b>		
<b>Operational Resources</b>					
Operational Resources	--	243.01	1,017.89	--	--
<b>Total Operational Resources</b>		<b>243.01</b>	<b>1,017.89</b>		
<b>Travel &amp; Living Allowances</b>					
House in Session	--	0.00	0.00	--	--
House Not in Session	--	0.00	0.00	--	--
Intra & Extra-Constituency Travel	5,217.00	87.14	2,515.39	2,701.61	48.2%
Helicopter Travel	--	0.00	0.00	--	--
<b>Total Travel &amp; Living Allowances</b>		<b>87.14</b>	<b>2,515.39</b>		
<b>Constituency Allowance</b>					
Constituency Allowance	2,609.00	0.00	250.00	2,359.00	9.6%
<b>Total Constituency Allowance</b>		<b>0.00</b>	<b>250.00</b>		
<b>Total Expenditures</b>		<b>2,073.48</b>	<b>14,271.06</b>		

---- End of Report ----



House of Assembly  
Newfoundland and Labrador  
Member Accountability and Disclosure Report  
**Expenditures Summarized by Category**  
01-Sep-22 to 30-Sep-22

DINN, JIM, MHA

Allowance Category	Expenditure Limit for Fiscal Year (Net of HST)	Expenditures Processed 01-Sep-22 to 30-Sep-22 (Net of HST)	Expenditures Year to Date 01-Apr- to 30-Sep-22 (Net of HST)	Funds Available (Net of HST)	Percent Expended to Date
<b>Office Allowances</b>					
Office Accommodations	--	0.00	0.00	--	--
Rental of Short-term Accommodations	--	0.00	0.00	--	--
Office Start-up Costs	--	0.00	0.00	--	--
Office Operations	10,435.00	2,353.83	3,158.89	7,276.11	30.3%
<b>Total Office Allowances</b>		<b>2,353.83</b>	<b>3,158.89</b>		
<b>Operational Resources</b>					
Operational Resources	--	949.19	1,319.54	--	--
<b>Total Operational Resources</b>		<b>949.19</b>	<b>1,319.54</b>		
<b>Travel &amp; Living Allowances</b>					
House in Session	--	0.00	0.00	--	--
House Not in Session	--	0.00	0.00	--	--
Intra & Extra-Constituency Travel	5,217.00	0.00	0.00	5,217.00	0.0%
Helicopter Travel	--	0.00	0.00	--	--
<b>Total Travel &amp; Living Allowances</b>		<b>0.00</b>	<b>0.00</b>		
<b>Constituency Allowance</b>					
Constituency Allowance	2,609.00	0.00	0.00	2,609.00	0.0%
<b>Total Constituency Allowance</b>		<b>0.00</b>	<b>0.00</b>		
<b>Total Expenditures</b>					
		<b>3,303.02</b>	<b>4,478.43</b>		

---- End of Report ----



House of Assembly  
Newfoundland and Labrador  
Member Accountability and Disclosure Report  
**Expenditures Summarized by Category**  
01-Sep-22 to 30-Sep-22

**DEMPSTER, LISA, MHA**

Allowance Category	Expenditure Limit for Fiscal Year (Net of HST)	Expenditures Processed 01-Sep-22 to 30-Sep-22 (Net of HST)	Expenditures Year to Date 01-Apr- to 30-Sep-22 (Net of HST)	Funds Available (Net of HST)	Percent Expended to Date
<b>Office Allowances</b>					
Office Accommodations	15,192.00	1,266.00	7,596.00	7,596.00	50.0%
Rental of Short-term Accommodations	--	0.00	0.00	--	--
Office Start-up Costs	--	0.00	0.00	--	--
Office Operations	10,435.00	0.00	1,374.97	9,060.03	13.2%
<b>Total Office Allowances</b>		<b>1,266.00</b>	<b>8,970.97</b>		
<b>Operational Resources</b>					
Operational Resources	--	501.09	2,824.95	--	--
<b>Total Operational Resources</b>		<b>501.09</b>	<b>2,824.95</b>		
<b>Travel &amp; Living Allowances</b>					
House in Session	--	0.00	6,285.01	--	--
House Not in Session	--	0.00	700.40	--	--
Intra & Extra-Constituency Travel	22,261.00	0.00	1,548.54	20,712.46	7.0%
Helicopter Travel	18,261.00	0.00	0.00	18,261.00	0.0%
<b>Total Travel &amp; Living Allowances</b>		<b>0.00</b>	<b>8,533.95</b>		
<b>Constituency Allowance</b>					
Constituency Allowance	2,609.00	0.00	131.58	2,477.42	5.0%
<b>Total Constituency Allowance</b>		<b>0.00</b>	<b>131.58</b>		
<b>Total Expenditures</b>					
		<b>1,767.09</b>	<b>20,461.45</b>		

---- End of Report ----



House of Assembly  
Newfoundland and Labrador  
Member Accountability and Disclosure Report  
**Expenditures Summarized by Category**  
01-Sep-22 to 30-Sep-22

Davis, Bernard, MHA

Allowance Category	Expenditure Limit for Fiscal Year (Net of HST)	Expenditures Processed 01-Sep-22 to 30-Sep-22 (Net of HST)	Expenditures Year to Date 01-Apr- to 30-Sep-22 (Net of HST)	Funds Available (Net of HST)	Percent Expended to Date
<b>Office Allowances</b>					
Office Accommodations	--	0.00	0.00	--	--
Rental of Short-term Accommodations	--	0.00	0.00	--	--
Office Start-up Costs	--	0.00	0.00	--	--
Office Operations	10,435.00	0.00	536.44	9,898.56	5.1%
<b>Total Office Allowances</b>		<b>0.00</b>	<b>536.44</b>		
<b>Operational Resources</b>					
Operational Resources	--	1,175.76	1,425.91	--	--
<b>Total Operational Resources</b>		<b>1,175.76</b>	<b>1,425.91</b>		
<b>Travel &amp; Living Allowances</b>					
House in Session	--	0.00	0.00	--	--
House Not in Session	--	0.00	0.00	--	--
Intra & Extra-Constituency Travel	5,217.00	0.00	0.00	5,217.00	0.0%
Helicopter Travel	--	0.00	0.00	--	--
<b>Total Travel &amp; Living Allowances</b>		<b>0.00</b>	<b>0.00</b>		
<b>Constituency Allowance</b>					
Constituency Allowance	2,609.00	0.00	748.99	1,860.01	28.7%
<b>Total Constituency Allowance</b>		<b>0.00</b>	<b>748.99</b>		
<b>Total Expenditures</b>					
		<b>1,175.76</b>	<b>2,711.34</b>		

---- End of Report ----



House of Assembly  
Newfoundland and Labrador  
Member Accountability and Disclosure Report  
**Expenditures Summarized by Category**  
01-Sep-22 to 30-Sep-22

**CROCKER, STEVE, MHA**

Allowance Category	Expenditure Limit for Fiscal Year (Net of HST)	Expenditures Processed 01-Sep-22 to 30-Sep-22 (Net of HST)	Expenditures Year to Date 01-Apr- to 30-Sep-22 (Net of HST)	Funds Available (Net of HST)	Percent Expended to Date
<b>Office Allowances</b>					
Office Accommodations	13,101.00	1,091.67	6,550.02	6,550.98	50.0%
Rental of Short-term Accommodations	--	0.00	0.00	--	--
Office Start-up Costs	--	0.00	0.00	--	--
Office Operations	10,435.00	125.86	2,320.11	8,114.89	22.2%
<b>Total Office Allowances</b>		<b>1,217.53</b>	<b>8,870.13</b>		
<b>Operational Resources</b>					
Operational Resources	--	1,415.14	4,342.51	--	--
<b>Total Operational Resources</b>		<b>1,415.14</b>	<b>4,342.51</b>		
<b>Travel &amp; Living Allowances</b>					
House in Session	--	0.00	2,743.07	--	--
House Not in Session	--	0.00	105.63	--	--
Intra & Extra-Constituency Travel	7,478.00	0.00	812.23	6,665.77	10.9%
Helicopter Travel	--	0.00	0.00	--	--
<b>Total Travel &amp; Living Allowances</b>		<b>0.00</b>	<b>3,660.93</b>		
<b>Constituency Allowance</b>					
Constituency Allowance	2,609.00	0.00	421.68	2,187.32	16.2%
<b>Total Constituency Allowance</b>		<b>0.00</b>	<b>421.68</b>		
<b>Total Expenditures</b>					
		<b>2,632.67</b>	<b>17,295.25</b>		

---- End of Report ----



House of Assembly  
Newfoundland and Labrador  
Member Accountability and Disclosure Report  
**Expenditures Summarized by Category**  
01-Sep-22 to 30-Sep-22

CONWAY OTTENHEIMER, HELEN, MHA

Allowance Category	Expenditure Limit for Fiscal Year (Net of HST)	Expenditures Processed 01-Sep-22 to 30-Sep-22 (Net of HST)	Expenditures Year to Date 01-Apr- to 30-Sep-22 (Net of HST)	Funds Available (Net of HST)	Percent Expended to Date
<b>Office Allowances</b>					
Office Accommodations	19,800.00	1,650.00	9,900.00	9,900.00	50.0%
Rental of Short-term Accommodations	--	0.00	0.00	--	--
Office Start-up Costs	--	0.00	0.00	--	--
Office Operations	10,435.00	212.04	4,847.55	5,587.45	46.5%
<b>Total Office Allowances</b>		<b>1,862.04</b>	<b>14,747.55</b>		
<b>Operational Resources</b>					
Operational Resources	--	403.98	2,271.58	--	--
<b>Total Operational Resources</b>		<b>403.98</b>	<b>2,271.58</b>		
<b>Travel &amp; Living Allowances</b>					
House in Session	--	0.00	5,324.36	--	--
House Not in Session	--	0.00	81.85	--	--
Intra & Extra-Constituency Travel	6,609.00	0.00	1,405.58	5,203.42	21.3%
Helicopter Travel	--	0.00	0.00	--	--
<b>Total Travel &amp; Living Allowances</b>		<b>0.00</b>	<b>6,811.79</b>		
<b>Constituency Allowance</b>					
Constituency Allowance	2,609.00	0.00	391.13	2,217.87	15.0%
<b>Total Constituency Allowance</b>		<b>0.00</b>	<b>391.13</b>		
<b>Total Expenditures</b>					
		<b>2,266.02</b>	<b>24,222.05</b>		

---- End of Report ----



House of Assembly  
Newfoundland and Labrador  
Member Accountability and Disclosure Report  
**Expenditures Summarized by Category**  
01-Sep-22 to 30-Sep-22

Coady, Siobhan, MHA

Allowance Category	Expenditure Limit for Fiscal Year (Net of HST)	Expenditures Processed 01-Sep-22 to 30-Sep-22 (Net of HST)	Expenditures Year to Date 01-Apr- to 30-Sep-22 (Net of HST)	Funds Available (Net of HST)	Percent Expended to Date
<b>Office Allowances</b>					
Office Accommodations	--	0.00	0.00	--	--
Rental of Short-term Accommodations	--	0.00	0.00	--	--
Office Start-up Costs	--	0.00	0.00	--	--
Office Operations	10,435.00	910.00	2,854.50	7,580.50	27.4%
<b>Total Office Allowances</b>		<b>910.00</b>	<b>2,854.50</b>		
<b>Operational Resources</b>					
Operational Resources	--	905.71	1,105.71	--	--
<b>Total Operational Resources</b>		<b>905.71</b>	<b>1,105.71</b>		
<b>Travel &amp; Living Allowances</b>					
House in Session	--	0.00	0.00	--	--
House Not in Session	--	0.00	0.00	--	--
Intra & Extra-Constituency Travel	5,217.00	0.00	0.00	5,217.00	0.0%
Helicopter Travel	--	0.00	0.00	--	--
<b>Total Travel &amp; Living Allowances</b>		<b>0.00</b>	<b>0.00</b>		
<b>Constituency Allowance</b>					
Constituency Allowance	2,609.00	1,082.74	1,082.74	1,526.26	41.5%
<b>Total Constituency Allowance</b>		<b>1,082.74</b>	<b>1,082.74</b>		
<b>Total Expenditures</b>					
		<b>2,898.45</b>	<b>5,042.95</b>		

---- End of Report ----

**House of Assembly Management Commission  
Briefing Note**

**Title:** Budget Transfers Report

**Issue:** Report of budget transfers processed during fiscal year 2021-22.

**Background:**

- The House of Assembly Transfer of Funds Policy requires certain budget transfers to be approved by the Commission. However, to ensure transparency, the subsection 4.1.1. of the Policy requires that all transfers of funds processed in a fiscal year be reported to the Commission.
- In accordance with the Policy, the following twenty-three (23) transfers were approved by the Clerk of the House of Assembly and the applicable Statutory Officer or Chief Financial Officer (or designate) since the last report:
  - HOABT2022-002 to HOABT2022-006
  - HOABT2022-008
  - HOABT2022-010 to HOABT2022-013
  - HOABT2022-015 to HOABT2022-017
  - HOABT2022-020
  - HOABT2022-022 to HOABT2022-030
- The following transfer of funds were approved by the Management Commission:
  - HOABT2022-IS007-IS -approved per Commission Minute No. CM 2021-008
  - HOABT2022-001 – approved per Commission Minute No. CM 2021-023
  - HOABT2022-007 – approved per Commission Minute No. CM 2021-034
  - HOABT2022-009 – approved per Commission Minute No. CM 2022-002
  - HOABT2022-014 – approved per Commission Minute No. CM 2022-009
- The following transfer of funds were approved by a quorum of at least four members of the House of Assembly Management Commission:
  - HOABT2022-018
  - HOABT2022-019
  - HOABT2022-021



**Analysis:**

**Legal Consultation:**

Not applicable

**Internal Consultation(s):**

Not applicable

**External Consultation(s):**

Not applicable

**Comparison to Government Policy:**

There is a comparable Transfer of Funds Policy in the Executive Branch.

**Financial Impact:**

Not applicable

**Legislative Impact:**

Not applicable

**Options:**

- Not applicable

**Status:**

- Not applicable

**Action Required:**

- For information purposes only – no decision required.

Drafted by: Wanda Strowbridge  
Date: October 14, 2022

Approved by: Sandra Barnes

**Attachments:**

1. Budget transfers processed 2021-22FY.

LEGISLATURE

Budget Adjustment No.: HOABT2022-IS007-IS

TRANSFER TO:

Accounting Distribution					Description	Amount
RC	ACAT	ACEL	LOBJ	DTC		
0206	120	0410	0513	000000	1.1.04.02 Members' Resources – Professional Services	\$7,100.00

FUNDS REQUIRED FOR:


Funds are required for reimbursement of legal expenses.

TRANSFER FROM:

Accounting Distribution					Description	Amount
RC	ACAT	ACEL	LOBJ	DTC		
0206	100	0410	0130	000000	1.1.04.01 Members' Resources – Salaries	\$7,100.00

REASON FUNDS ARE AVAILABLE:

Salary costs for Constituency Assistants and Constituency Assistant Replacements are less than anticipated.

<b>VERIFIED BY:</b>  Chief Financial Officer  Date: <u>May 19/2021</u>	<b>APPROVED BY:</b> <u>CM 2021-008 Refers</u> House of Assembly Management Commission  Date: <u>May 19, 2021</u>
--	--

LEGISLATURE

Budget Adjustment No.: HOABT2022-001

TRANSFER TO:

Accounting Distribution					Description	Amount
RC	ACAT	ACEL	LOBJ	DTC		
0206	120	0410	0513	000000	1.1.04.02 Members' Resources – Professional Services	\$7,300.00

FUNDS REQUIRED FOR:

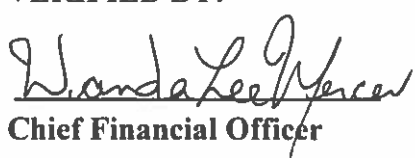
Funds are required for reimbursement of legal expenses.

TRANSFER FROM:

Accounting Distribution					Description	Amount
RC	ACAT	ACEL	LOBJ	DTC		
0206	130	0410	0910	000000	1.1.04.09 Members' Resources – Allowances and Assistance	\$7,300.00

REASON FUNDS ARE AVAILABLE:

Expenditures are less than anticipated and it is estimated that Members will not avail of the maximum allowable funds.

<b>VERIFIED BY:</b>  Chief Financial Officer  Date: <u>July 26/2021</u>	<b>APPROVED BY:</b> <u>CM 2021-023 Refers</u> House of Assembly Management Commission  Date: <u>September 21, 2021</u>
---	--

**LEGISLATURE**



**Budget Adjustment No.: HOABT2022-002**

**TRANSFER TO:**

Accounting Distribution					Description	Amount
RC	ACAT	ACEL	LOBJ	DTC		
0249	110	0450	0611	000000	6.1.01.02 Office of the Information and Privacy Commissioner – Purchased Services	\$2,100.00

**FUNDS REQUIRED FOR:**

Services are more than anticipated.

**TRANSFER FROM:**

Accounting Distribution					Description	Amount
RC	ACAT	ACEL	LOBJ	DTC		
0249	110	0450	0367	000000	6.1.01.02 Office of the Information and Privacy Commissioner – Transportation and Communications	\$2,100.00

**REASON FUNDS ARE AVAILABLE:**

Travel is less than anticipated.

<p><b>VERIFIED BY:</b>                    Wanda Lee Mercer                  Chief Financial Officer                    Date: <u>Sept. 28/2021</u></p>	<p><b>APPROVED BY:</b>                    Sandra Baines                  Clerk of the House of Assembly                    Date: <u>2021-09-28</u></p>	<p><b>APPROVED BY:</b>                    Statutory Officer                    Date: <u>Sept 28, 2021</u></p>
---	--	---

LEGISLATURE

Budget Adjustment No.: HOABT2022-003

TRANSFER TO:

Accounting Distribution					Description	Amount
RC	ACAT	ACEL	LOBJ	DTC		
0209	110	0440	0232	000000	1.1.02.02 Legislative Library and Records Management – Employee Benefits	\$200.00

FUNDS REQUIRED FOR:



To cover the cost of conference registration.

TRANSFER FROM:

Accounting Distribution					Description	Amount
RC	ACAT	ACEL	LOBJ	DTC		
0209	110	0440	0367	000000	1.1.02.02 Legislative Library and Records Management – Transportations and Communications	\$200.00

REASON FUNDS ARE AVAILABLE:

Expenditures for Transportation and Communications are less than anticipated.

<p>APPROVED BY:</p> <p> Chief Financial Officer</p> <p>Date: <u>June 28/2021</u></p>	<p>APPROVED BY:</p> <p> Clerk of the House of Assembly</p> <p>Date: <u>2021-06-29</u></p>
--	---

LEGISLATURE

Budget Adjustment No.: HOABT2022-004

TRANSFER TO:

Accounting Distribution					Description	Amount
RC	ACAT	ACEL	LOBJ	DTC		
0202	120	0420	0510	000000	1.1.05.02 House Operations – Professional Services	\$48,300.00

FUNDS REQUIRED FOR:

Legal fees more than anticipated.

TRANSFER FROM:

Accounting Distribution					Description	Amount
RC	ACAT	ACEL	LOBJ	DTC		
0202	110	0420	0367	000000	1.1.05.02 House Operations – Transportation and Communications	\$48,300.00

REASON FUNDS ARE AVAILABLE:

Travel is less than anticipated.

<p><b>VERIFIED BY:</b></p> <p><u>Wanda Lee Mercer</u> Chief Financial Officer</p> <p>Date: <u>October 26/ 2021</u></p>	<p><b>APPROVED BY:</b></p> <p><u>Durdie Baines</u> Clerk of the House of Assembly</p> <p>Date: <u>2021-10-27</u></p>
--	--

LEGISLATURE

Budget Adjustment No.: HOABT2022-005

TRANSFER TO:

Accounting Distribution					Description	Amount
RC	ACAT	ACEL	LOBJ	DTC		
0203	110	04B0	0710	000000	1.1.07.02 Official Opposition Caucus – Property, Furnishings and Equipment.	\$3,900.00

FUNDS REQUIRED FOR:

To cover the cost of office furnishings and equipment.

TRANSFER FROM:

Accounting Distribution					Description	Amount
RC	ACAT	ACEL	LOBJ	DTC		
0203	110	04B0	0367	000000	1.1.07.02 Official Opposition Caucus – Transportation and Communications.	\$3,900.00

REASON FUNDS ARE AVAILABLE:

Transportation and Communication costs are less than anticipated.

<p>APPROVED BY:</p> <p><u>Wanda Lee Mercer</u> Chief Financial Officer</p> <p>Date: <u>October 26/2021</u></p>	<p>APPROVED BY:</p> <p><u>Janet Barnes</u> Clerk of the House of Assembly</p> <p>Date: <u>2021-10-21</u></p>
--	--

**LEGISLATURE**

Budget Adjustment No.: HOABT2022-006

**TRANSFER TO:**

Accounting Distribution					Description	Amount
RC	ACAT	ACEL	LOBJ	DTC		
0249	110	0450	0611	000000	6.1.01.02 Office of the Information and Privacy Commissioner – Purchased Services	\$3,100.00

**FUNDS REQUIRED FOR:**




Learning and Development and other purchased services.

**TRANSFER FROM:**

Accounting Distribution					Description	Amount
RC	ACAT	ACEL	LOBJ	DTC		
0249	110	0450	0367	000000	6.1.01.02 Office of the Information and Privacy Commissioner – Transportation and Communications	\$3,100.00

**REASON FUNDS ARE AVAILABLE:**

Travel is less than anticipated.

<p><b>VERIFIED BY:</b>                    Chief Financial Officer                  Date: <u>October 26/2021</u></p>	<p><b>APPROVED BY:</b>                    Clerk of the House of Assembly                  Date: <u>2021-10-27</u></p>	<p><b>APPROVED BY:</b>                    Statutory Officer                  Date: <u>October 28, 2021</u></p>
--	--	---



**LEGISLATURE**

**Budget Adjustment No.: HOABT2022-007**

**TRANSFER TO:**

Accounting Distribution					Description	Amount
RC	ACAT	ACEL	LOBJ	DTC		
0206	100	0410	0130	000000	1.1.04.01 Members' Resources – Salaries	\$10,300.00
0206	130	0410	1061	000000	1.1.04.10 Members' Resources – Grants and Subsidies	\$600.00

**FUNDS REQUIRED FOR:**

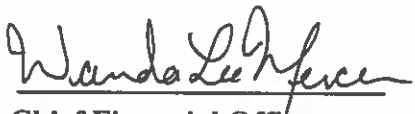
Additional funds are required to provide variable and operational funding to support increase of one Independent Member for Members' Resources (**CM 2016-013 refers**) for the period of October 25, 2021 to March 31, 2022.

**TRANSFER FROM:**

Accounting Distribution					Description	Amount
RC	ACAT	ACEL	LOBJ	DTC		
0203	100	04B0	0130	000000	1.1.07.01 Official Opposition Caucus – Salaries	\$10,300.00
0203	130	04B0	1061	000000	1.1.07.10 Official Opposition Caucus – Grants and Subsidies	\$600.00

**REASON FUNDS ARE AVAILABLE:**

Funds are available due to a decrease of one Member for the Official Opposition Caucus (**CM 2016-013 refers**) for the period of October 25, 2021 to March 31, 2022.

<p><b>VERIFIED BY:</b>                    Chief Financial Officer                   Date: <u>Nov. 9/2021</u></p>	<p><b>APPROVED BY:</b>  <u>CM 2021-034 Refers</u>                  House of Assembly Management Commission                   Date: <u>December 7, 2021</u></p>
---	--

**LEGISLATURE**

**Budget Adjustment No.: HOABT2022-008**

**TRANSFER TO:**

Accounting Distribution					Description	Amount
RC	ACAT	ACEL	LOBJ	DTC		
0249	110	0450	0611	000000	6.1.01.02 Office of the Information and Privacy Commissioner – Purchased Services	\$1,700.00
0249	110	0450	0710	000000	6.1.01.02 Office of the Information and Privacy Commissioner – Property, Furnishings and Equipment	\$3,300.00
0249	110	0450	0710	000000	6.1.01.02 Office of the Information and Privacy Commissioner – Property, Furnishings and Equipment	\$16,200.00

**FUNDS REQUIRED FOR:**




*Purchased Services:* Training and development and other purchased services more than anticipated.  
*Property, Furnishings and Equipment:* Purchase of replacement equipment.

**TRANSFER FROM:**

Accounting Distribution					Description	Amount
RC	ACAT	ACEL	LOBJ	DTC		
0249	110	0450	0367	000000	6.1.01.02 Office of the Information and Privacy Commissioner – Transportation and Communications	\$5,000.00
0249	100	0450	0110	000000	6.1.01.01 Office of the Information and Privacy Commissioner – Salaries	\$16,200.00

**REASON FUNDS ARE AVAILABLE:**

*Transportation and Communications:* Travel is less than anticipated.  
*Salaries:* Salaries are less than anticipated due to temporary vacancies.

<p><b>VERIFIED BY:</b>                    Chief Financial Officer                   Date: <u>November 30/2021</u></p>	<p><b>APPROVED BY:</b>                    Clerk of the House of Assembly                   Date: <u>2021-11-30</u></p>	<p><b>APPROVED BY:</b>                    Statutory Officer                   Date: <u>November 30, 2021</u></p>
---	---	--

LEGISLATURE

Budget Adjustment No.: HOABT2022-009

TRANSFER TO:

Accounting Distribution					Description	Amount
RC	ACAT	ACEL	LOBJ	DTC		
0206	120	0410	0513	000000	1.1.04.02 Members' Resources – Professional Services	\$4,100.00

FUNDS REQUIRED FOR:


Funds are required for reimbursement of legal expenses.

TRANSFER FROM:


Accounting Distribution					Description	Amount
RC	ACAT	ACEL	LOBJ	DTC		
0202	110	0420	0367	000000	1.1.05.02 House Operations – Transportation and Communications	\$4,100.00

REASON FUNDS ARE AVAILABLE:

Travel is less than anticipated.

<b>VERIFIED BY:</b>  Chief Financial Officer  Date: <u>December 9, 2021</u>	<b>APPROVED BY:</b> <u>CM 2022 - 002 Refers</u> House of Assembly Management Commission  Date: <u>January 10, 2022</u>
---	--

**LEGISLATURE**



**Budget Adjustment No.: HOABT2022-010**

**TRANSFER TO:**

Accounting Distribution					Description	Amount
RC	ACAT	ACEL	LOBJ	DTC		
0249	110	0450	0611	000000	6.1.01.02 Office of the Information and Privacy Commissioner – Purchased Services	\$1,300.00

**FUNDS REQUIRED FOR:**




Training and development and other purchased services more than anticipated.

**TRANSFER FROM:**

Accounting Distribution					Description	Amount
RC	ACAT	ACEL	LOBJ	DTC		
0249	100	0450	0110	000000	6.1.01.01 Office of the Information and Privacy Commissioner – Salaries	\$1,300.00

**REASON FUNDS ARE AVAILABLE:**

Salaries are less than anticipated due to temporary vacancies.

<p><b>VERIFIED BY:</b>                    Chief Financial Officer                  Date: <u>Dec 23/2021</u></p>	<p><b>APPROVED BY:</b>                    Clerk of the House of Assembly                  Date: <u>2021-12-23</u></p>	<p><b>APPROVED BY:</b>                    Statutory Officer                  Date: <u>December 23, 2021</u></p>
--	---	--

LEGISLATURE

Budget Adjustment No.: HOABT2022-011

TRANSFER TO:

Accounting Distribution					Description	Amount
RC	ACAT	ACEL	LOBJ	DTC		
0206	110	0410	0611	000000	1.1.04.02 Members' Resources – Purchased Services	\$300.00

FUNDS REQUIRED FOR:



To cover the cost of Respectful Workplace Training for newly elected MHA's.

TRANSFER FROM:

Accounting Distribution					Description	Amount
RC	ACAT	ACEL	LOBJ	DTC		
0202	110	0420	0367	000000	1.1.05.02 House Operations – Transportation and Communications	\$300.00

REASON FUNDS ARE AVAILABLE:

Travel is less than anticipated.

<b>VERIFIED BY:</b>  Chief Financial Officer  Date: <u>Dec. 23/2021</u>	<b>APPROVED BY:</b>  Clerk of the House of Assembly  Date: <u>2021-12-23</u>
--	--

LEGISLATURE

Budget Adjustment No.: HOABT2022-012

TRANSFER TO:



Accounting Distribution					Description	Amount
RC	ACAT	ACEL	LOBJ	DTC		
0209	110	0440	0410	000000	1.1.02.02 Legislative Library and Records Management – Supplies	\$500.00

FUNDS REQUIRED FOR:  
To cover the cost of supplies.

TRANSFER FROM:

Accounting Distribution					Description	Amount
RC	ACAT	ACEL	LOBJ	DTC		
0209	110	0440	0367	000000	1.1.02.02 Legislative Library and Records Management – Transportations and Communications	\$500.00

REASON FUNDS ARE AVAILABLE:  
Expenditures for Transportation and Communications are less than anticipated.

<p>APPROVED BY:  Chief Financial Officer Date: <u>Dec. 23/2021</u></p>	<p>APPROVED BY:  Clerk of the House of Assembly Date: <u>2021-12-23</u></p>
---	---

LEGISLATURE

Budget Adjustment No.: HOABT2022-013

TRANSFER TO:

Accounting Distribution					Description	Amount
RC	ACAT	ACEL	LOBJ	DTC		
0208	110	0430	0710	000000	1.1.03.02 Hansard and the Broadcast Centre – Property, Furnishings and Equipment	\$3,100.00

FUNDS REQUIRED FOR:

Additional funds required for laptop and related equipment.



TRANSFER FROM:

Accounting Distribution					Description	Amount
RC	ACAT	ACEL	LOBJ	DTC		
0207	110	0430	0367	000000	1.1.03.02 Hansard and the Broadcast Centre – Transportation and Communications	\$2,500.00
0207	110	0430	0232	000000	1.1.03.02 Hansard and the Broadcast Centre – Employee Benefits	\$300.00
0208	110	0430	0232	000000	1.1.03.02 Hansard and the Broadcast Centre – Employee Benefits	\$300.00

REASON FUNDS ARE AVAILABLE:

*Transportation and Communications:* Travel is less than anticipated.

*Employee Benefits:* Conference registrations are less than anticipated.

<p><b>VERIFIED BY:</b></p> <p> Chief Financial Officer</p> <p>Date: <u>December 30, 2021</u></p>	<p><b>APPROVED BY:</b></p> <p> Clerk of the House of Assembly</p> <p>Date: <u>2021-12-30</u></p>
---	--

LEGISLATURE

Budget Adjustment No.: HOABT2022-014

TRANSFER TO:

Accounting Distribution					Description	Amount
RC	ACAT	ACEL	LOBJ	DTC		
0206	120	0410	0513	000000	1.1.04.02 Members' Resources – Professional Services	\$22,900.00

FUNDS REQUIRED FOR:


Funds are required for reimbursement of legal expenses.

TRANSFER FROM:

Accounting Distribution					Description	Amount
RC	ACAT	ACEL	LOBJ	DTC		
0202	110	0420	0367	000000	1.1.05.02 House Operations – Transportation and Communications	\$22,900.00

REASON FUNDS ARE AVAILABLE:

Travel is less than anticipated.

<b>VERIFIED BY:</b>  Chief Financial Officer  Date: <u>January 20, 2022</u>	<b>APPROVED BY:</b> <u>CM2022-009 Refers</u> House of Assembly Management Commission  Date: <u>February 1, 2022</u>
---	---



LEGISLATURE

Budget Adjustment No.: HOABT2022-015

TRANSFER TO:

Accounting Distribution					Description	Amount
RC	ACAT	ACEL	LOBJ	DTC		
0202	120	0420	0510	000000	1.1.05.02 House Operations – Professional Services	\$22,300.00

FUNDS REQUIRED FOR:

Legal fees are more than anticipated.

TRANSFER FROM:

Accounting Distribution					Description	Amount
RC	ACAT	ACEL	LOBJ	DTC		
0202	110	0420	0367	000000	1.1.05.02 House Operations – Transportation and Communications	\$6,900.00
0202	110	0420	0710	000000	1.1.05.02 House Operations – Property, Furnishings and Equipment	\$15,400.00

REASON FUNDS ARE AVAILABLE:

*Transportation and Communications:* Travel is less than anticipated.

*Property, Furnishings and Equipment:* Office furnishings and equipment are less than anticipated.

VERIFIED BY:



Chief Financial Officer


Date: January 26, 2022

APPROVED BY:



Clerk of the House of Assembly

Date: 2022-01-26



**LEGISLATURE**

**Budget Adjustment No.: HOABT2022-016**

**TRANSFER TO:**

Accounting Distribution					Description	Amount
RC	ACAT	ACEL	LOBJ	DTC		
0211	100	0600	0110	000000	3.1.01.01 Office of the Chief Electoral Officer – Salaries	\$80,000.00

**FUNDS REQUIRED FOR:**




Overruns due to salaries and overtime related to 2021 General Election and paid leave pay-out.

**TRANSFER FROM:**

Accounting Distribution					Description	Amount
RC	ACAT	ACEL	LOBJ	DTC		
0201	100	0400	0110	000000	1.1.01.01 Administrative Support – Salaries	\$80,000.00

**REASON FUNDS ARE AVAILABLE:**

Savings due to temporary vacancies and hiring on lower level partially offset by leave pay-out.

<p><b>VERIFIED BY:</b>                    Chief Financial Officer                  Date: <u>January 29/2022</u></p>	<p><b>APPROVED BY:</b>                    Clerk of the House of Assembly                  Date: <u>2022-01-31</u></p>	<p><b>APPROVED BY:</b>                    Statutory Officer                  Date: <u>Feb 17 2022</u></p>
---	--	--

LEGISLATURE

Budget Adjustment No.: HOABT2022-017

TRANSFER TO:

Accounting Distribution					Description	Amount
RC	ACAT	ACEL	LOBJ	DTC		
0206	110	0410	0611	000000	1.1.04.02 Members' Resources – Purchased Services	\$700.00

FUNDS REQUIRED FOR:



To cover the cost of Respectful Workplace Training for newly elected MHA's.

TRANSFER FROM:

Accounting Distribution					Description	Amount
RC	ACAT	ACEL	LOBJ	DTC		
0202	110	0420	0367	000000	1.1.05.02 House Operations – Transportation and Communications	\$700.00

REASON FUNDS ARE AVAILABLE:

Travel is less than anticipated.

<b>VERIFIED BY:</b>  Chief Financial Officer  Date: <u>Feb 22/2022</u>	<b>APPROVED BY:</b>  Clerk of the House of Assembly  Date: <u>2022-02-23</u>
--	--

LEGISLATURE

Budget Adjustment No.: HOABT2022-018

TRANSFER TO:

Accounting Distribution					Description	Amount
RC	ACAT	ACEL	LOBJ	DTC		
0204	130	04A0	1061	000000	1.1.06.10 Government Members Caucus – Grants and Subsidies	\$1,500.00

FUNDS REQUIRED FOR:



Additional funds are required to provide operational funding to support increase of one Member for Government Members' Caucus.

TRANSFER FROM:

Accounting Distribution					Description	Amount
RC	ACAT	ACEL	LOBJ	DTC		
0202	130	0420	1061	000000	1.1.05.10 House Operations – Grants and Subsidies	\$1,500.00

REASON FUNDS ARE AVAILABLE:

Grants and subsidies are less than anticipated.

<b>VERIFIED BY:</b>  Chief Financial Officer  Date: <u>March 4/2022</u>	<b>APPROVED BY:</b>  House of Assembly Management Commission  Date: <u>March 29/2022</u>
---	--

**LEGISLATURE**

Budget Adjustment No.: HOABT2022-019

**TRANSFER TO:**

Accounting Distribution					Description	Amount
RC	ACAT	ACEL	LOBJ	DTC		
0202	110	0420	0710	000000	1.1.05.02 House Operations – Property, Furnishings and Equipment	\$1,500.00

**FUNDS REQUIRED FOR:**


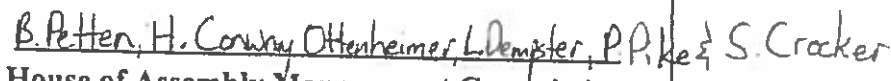
Property, Furnishings and Equipment were more than anticipated.

**TRANSFER FROM:**

Accounting Distribution					Description	Amount
RC	ACAT	ACEL	LOBJ	DTC		
0202	110	0420	0367	000000	1.1.05.02 House Operations – Transportation and Communications	\$1,500.00

**REASON FUNDS ARE AVAILABLE:**

Travel is less than anticipated.

<p><b>VERIFIED BY:</b>                    Wanda Lee Meyer                  Chief Financial Officer                    Date: <u>April 19/2022</u></p>	<p><b>APPROVED BY:</b>                    B. Petten, H. Conway, Ottenheimer, L. Dempster, P.P. Ke &amp; S. Cracker                  House of Assembly Management Commission                    Date: <u>April 19/2022</u></p>
--	---

**LEGISLATURE**

Budget Adjustment No.: HOABT2022-020

**TRANSFER TO:**

Accounting Distribution					Description	Amount
RC	ACAT	ACEL	LOBJ	DTC		
0249	110	0450	0611	000000	6.1.01.02 Office of the Information and Privacy Commissioner – Purchased Services	\$3,000.00
0249	120	0450	0513	000000	6.1.01.02 Office of the Information and Privacy Commissioner – Professional Services	\$2,000.00
0249	120	0450	0513	000000	6.1.01.02 Office of the Information and Privacy Commissioner – Professional Services	\$7,600.00

**FUNDS REQUIRED FOR:**

*Purchased Services:* Training and development and other purchased services more than anticipated.

*Professional Services:* Legal fees are more than anticipated.




**TRANSFER FROM:**

Accounting Distribution					Description	Amount
RC	ACAT	ACEL	LOBJ	DTC		
0249	110	0450	0367	000000	6.1.01.02 Office of the Information and Privacy Commissioner – Transportation and Communications	\$2,000.00
0249	100	0450	0110	000000	6.1.01.01 Office of the Information and Privacy Commissioner – Salaries	\$10,600.00

**REASON FUNDS ARE AVAILABLE:**

*Transportation and Communications:* Travel is less than anticipated.

*Salaries:* Salaries are less than anticipated due to temporary vacancies.

<p><b>VERIFIED BY:</b>                    Chief Financial Officer                  Date: <u>March 4/2022</u></p>	<p><b>APPROVED BY:</b>                    Clerk of the House of Assembly                  Date: <u>2022-03-07</u></p>	<p><b>APPROVED BY:</b>                    Statutory Officer                  Date: <u>April 18, 2022</u></p>
--	--	---

LEGISLATURE

Budget Adjustment No.: HOABT2022-021

**TRANSFER TO:**

Accounting Distribution					Description	Amount
RC	ACAT	ACEL	LOBJ	DTC		
0203	100	04B0	0130	000000	1.1.07.01 Official Opposition Caucus – Salaries	\$1,100.00

**FUNDS REQUIRED FOR:**



Additional funds required for pay period #7 due to unbudgeted cost of paid leave payout, vacation pay and decrease of one private member.

**TRANSFER FROM:**

Accounting Distribution					Description	Amount
RC	ACAT	ACEL	LOBJ	DTC		
0201	100	0400	0110	000000	1.1.01.01 Administrative Support – Salaries	\$1,100.00

**REASON FUNDS ARE AVAILABLE:**

Savings due to temporary vacancies and hiring on lower level.

<b>VERIFIED BY:</b>  Chief Financial Officer  Date: <u>March 21/2022</u>	<b>APPROVED BY:</b>  House of Assembly Management Commission  Date: <u>March 22/2022</u>
--	--



Budget Adjustment No.: HOABT2022-022

**TRANSFER TO:**

Accounting Distribution					Description	Amount
RC	ACAT	ACEL	LOBJ	DTC		
0249	110	0450	0611	000000	6.1.01.02 Office of the Information and Privacy Commissioner – Purchased Services	\$4,400.00
0249	120	0450	0513	000000	6.1.01.02 Office of the Information and Privacy Commissioner – Professional Services	\$3,000.00
0249	110	0450	0710	000000	6.1.01.02 Office of the Information and Privacy Commissioner – Property, Furnishings and Equipment	\$900.00

**FUNDS REQUIRED FOR:**

*Purchased Services:* Training and development and other purchased services are more than anticipated.

*Professional Services:* Legal fees are more than anticipated.

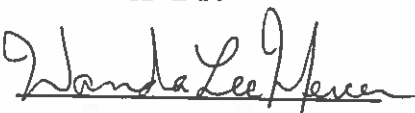


*Property, Furnishings and Equipment:* Purchase of replacement equipment.

**TRANSFER FROM:**

Accounting Distribution					Description	Amount
RC	ACAT	ACEL	LOBJ	DTC		
0249	100	0450	0110	000000	6.1.01.01 Office of the Information and Privacy Commissioner – Salaries	\$8,300.00

**REASON FUNDS ARE AVAILABLE:**

Salaries are less than anticipated due to temporary vacancies.

<p><b>VERIFIED BY:</b>  Chief Financial Officer  Date: <u>April 22/2022</u></p>	<p><b>APPROVED BY:</b>  Clerk of the House of Assembly  Date: <u>2022-04-25</u></p>	<p><b>APPROVED BY:</b>  Statutory Officer  Date: <u>April 26 2022</u></p>
---	--	--



LEGISLATURE

Budget Adjustment No.: HOABT2022-023

TRANSFER TO:

Accounting Distribution					Description	Amount
RC	ACAT	ACEL	LOBJ	DTC		
0204	110	04A0	0410	000000	1.1.06.02 Government Members Caucus – Supplies	\$2,000.00

FUNDS REQUIRED FOR:



Supplies are more than anticipated.

TRANSFER FROM:

Accounting Distribution					Description	Amount
RC	ACAT	ACEL	LOBJ	DTC		
0204	110	04A0	0367	000000	1.1.06.02 Government Members Caucus – Transportation and Communications	\$2,000.00

REASON FUNDS ARE AVAILABLE:

Travel is less than anticipated.

<p><b>VERIFIED BY:</b>  Chief Financial Officer  Date: <u>April 22/2022</u></p>	<p><b>APPROVED BY:</b>  Clerk of the House of Assembly  Date: <u>2022-04-25</u></p>
---	---

LEGISLATURE

Budget Adjustment No.: HOABT2022-024

TRANSFER TO:

Accounting Distribution					Description	Amount
RC	ACAT	ACEL	LOBJ	DTC		
0201	120	0400	0510	000000	1.1.01.02 Administrative Support – Professional Services	\$9,900.00

FUNDS REQUIRED FOR:



Audit and accounting fees are more than anticipated.

TRANSFER FROM:

Accounting Distribution					Description	Amount
RC	ACAT	ACEL	LOBJ	DTC		
0201	110	0400	0611	000000	1.1.01.02 Administrative Support – Purchased Services	\$9,900.00

REASON FUNDS ARE AVAILABLE:

Expenditures for metering, training and other services are less than anticipated.

<p><b>VERIFIED BY:</b>  _____ Chief Financial Officer  Date: <u>April 22/2022</u></p>	<p><b>APPROVED BY:</b>  _____ Clerk of the House of Assembly  Date: <u>2022-04-25</u></p>
---	---

LEGISLATURE

Budget Adjustment No.: HOABT2022-025

TRANSFER TO:

Accounting Distribution					Description	Amount
RC	ACAT	ACEL	LOBJ	DTC		
0206	110	0410	0367	000000	1.1.04.02 Members' Resources – Transportation and Communications	\$100.00

FUNDS REQUIRED FOR:



Travel is more than anticipated due to training for Members' and Constituency Assistants.

TRANSFER FROM:

Accounting Distribution					Description	Amount
RC	ACAT	ACEL	LOBJ	DTC		
0201	110	0400	0611	000000	1.1.01.02 Administrative Support – Purchased Services	\$100.00

REASON FUNDS ARE AVAILABLE:

Expenditures for metering, training and other services are less than anticipated.

<p><b>VERIFIED BY:</b>  _____ Chief Financial Officer  Date: <u>April 22/2022</u></p>	<p><b>APPROVED BY:</b>  _____ Clerk of the House of Assembly  Date: <u>2022-04-25</u></p>
---	---

LEGISLATURE

Budget Adjustment No.: HOABT2022-026

TRANSFER TO:

Accounting Distribution					Description	Amount
RC	ACAT	ACEL	LOBJ	DTC		
0203	110	04B0	0410	000000	1.1.07.02 Official Opposition Caucus – Property, Furnishings and Equipment	\$3,100.00

FUNDS REQUIRED FOR:

Property, furnishings and equipment are more than anticipated.

TRANSFER FROM:

Accounting Distribution					Description	Amount
RC	ACAT	ACEL	LOBJ	DTC		
0203	110	04B0	0367	000000	1.1.07.02 Official Opposition Caucus – Transportation and Communications	\$3,100.00

REASON FUNDS ARE AVAILABLE:

Transportation and communication are less than anticipated.

<p><b>VERIFIED BY:</b></p> <p><u>Wanda Lee Mercer</u> Chief Financial Officer</p> <p>Date: <u>April 22/2022</u></p>	<p><b>APPROVED BY:</b></p> <p><u>Shirley Barnes</u> Clerk of the House of Assembly</p> <p>Date: <u>2022-04-25</u></p>
---	---

**LEGISLATURE**

Budget Adjustment No.: HOABT2022-027

**TRANSFER TO:**

Accounting Distribution					Description	Amount
RC	ACAT	ACEL	LOBJ	DTC		
0245	110	0590	0410	000000	5.1.01.02 Office of the Child and Youth Advocate - Supplies	\$1,500.00

**FUNDS REQUIRED FOR:**  
Supplies are more than anticipated.

**TRANSFER FROM:**

Accounting Distribution					Description	Amount
RC	ACAT	ACEL	LOBJ	DTC		
0245	110	0590	0367	000000	5.1.01.02 Office of the Child and Youth Advocate - Transportation and Communications	\$1,500.00

**REASON FUNDS ARE AVAILABLE:**  
Transportation and communications are less than anticipated.

<p><b>VERIFIED BY:</b> <i>Wanda Lee Hester</i> Chief Financial Officer  Date: <u>April 22/2022</u></p>	<p><b>APPROVED BY:</b> <i>David Barnes</i> Clerk of the House of Assembly  Date: <u>2022-04-25</u></p>	<p><b>APPROVED BY:</b> <i>Karen Gray</i> Statutory Officer  Date: <u>April 26/2022</u></p>
--	--	--

**LEGISLATURE**

Budget Adjustment No.: HOABT2022-028

**TRANSFER TO:**

Accounting Distribution					Description	Amount
RC	ACAT	ACEL	LOBJ	DTC		
0211	110	0600	0710	000000	3.1.01.02 Office of the Chief Electoral Officer – Property, Furnishings and Equipment	\$1,800.00

**FUNDS REQUIRED FOR:**




Property, furnishings and equipment are more than anticipated.

**TRANSFER FROM:**

Accounting Distribution					Description	Amount
RC	ACAT	ACEL	LOBJ	DTC		
0211	110	0600	0367	000000	3.1.01.02 Office of the Chief Electoral Officer – Transportation and Communications	\$1,800.00

**REASON FUNDS ARE AVAILABLE:**

Travel is less than anticipated.

<p><b>VERIFIED BY:</b>                    Chief Financial Officer                  Date: <u>April 26/2022</u></p>	<p><b>APPROVED BY:</b>                    Clerk of the House of Assembly                  Date: <u>2022-04-25</u></p>	<p><b>APPROVED BY:</b>                    For: Bruce Chmura                  Statutory Officer                  Date: <u>Apr 26/2022</u></p>
---	---	---

LEGISLATURE

Budget Adjustment No.: HOABT2022-029

**TRANSFER TO:**

Accounting Distribution					Description	Amount
RC	ACAT	ACEL	LOBJ	DTC		
0249	120	0450	0513	000000	6.1.01.02 Office of the Information and Privacy Commissioner – Professional Services	\$3,000.00

**FUNDS REQUIRED FOR:**




Legal fees are more than anticipated.

**TRANSFER FROM:**

Accounting Distribution					Description	Amount
RC	ACAT	ACEL	LOBJ	DTC		
0249	100	0450	0110	000000	6.1.01.01 Office of the Information and Privacy Commissioner – Salaries	\$3,000.00

**REASON FUNDS ARE AVAILABLE:**

Salaries are less than anticipated due to temporary vacancies.

<b>VERIFIED BY:</b>  Chief Financial Officer  Date: <u>April 27/2022</u>	<b>APPROVED BY:</b>  Clerk of the House of Assembly  Date: <u>2022-04-27</u>	<b>APPROVED BY:</b>  Statutory Officer  Date: <u>April 27-2022</u>
--	--	---

**LEGISLATURE**

Budget Adjustment No.: HOABT2022-030

**TRANSFER TO:**

Accounting Distribution					Description	Amount
RC	ACAT	ACEL	LOBJ	DTC		
0203	110	04B0	0710	000000	1.1.07.02 Official Opposition Caucus – Property, Furnishings and Equipment	\$3,100.00

**FUNDS REQUIRED FOR:**

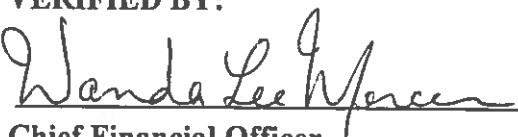

Property, furnishings and equipment are more than anticipated.

**TRANSFER FROM:**

Accounting Distribution					Description	Amount
RC	ACAT	ACEL	LOBJ	DTC		
0203	110	04B0	0367	000000	1.1.07.02 Official Opposition Caucus – Transportation and Communications	\$3,100.00

**REASON FUNDS ARE AVAILABLE:**

Transportation and communications are less than anticipated.

<p><b>VERIFIED BY:</b>                    Chief Financial Officer                  Date: <u>April 27/2022</u></p>	<p><b>APPROVED BY:</b>                    Clerk of the House of Assembly                  Date: <u>2022-04-27.</u></p>
---	--



**House of Assembly Management Commission  
Briefing Note**

**Title:** Caucus Operational Funding Grant Reports

**Issue:** Submission of annual reports for the 2021-22 fiscal year in accordance with provisions of the Caucus Operational Funding Grant Policy.

**Background:**

- Section 7.0 of the Caucus Operational Funding Grants Policy requires each caucus, the Office of the Speaker and unaffiliated Members to submit to the Management Commission a report detailing expenditures on the use of the operational funding grant within 90 days after the end of the fiscal year.
- In accordance with the Policy, reports detailing expenditures for the April 1, 2021 to March 31, 2022 for the Office of the Speaker, each of the three caucuses and the three unaffiliated Members are attached.

**Analysis:**

**Legal Consultation:**

Not applicable

**Internal Consultation(s):**

Not applicable

**External Consultation(s):**

Not applicable

**Comparison to Government Policy:**

Not applicable

**Financial Impact:**

Not applicable

**Legislative Impact:**

Not applicable

**Options:**

- Not applicable.

**Status:**

- Reports are attached.

**Action Required:**

- For reporting purposes only – no decision required.

Prepared by: Bobbi Russell  
Date: November 3, 2022

Approved by: Sandra Barnes

**Attachments:**

1. Caucus Operational Funding Grant Reports (1 April 2021 – 31 March 2022)

**Speaker's Office Fund  
Summary of Expenditures  
For the Period from April 1, 2021 - March 31, 2022**

Caucus Office and Staff		
<b>Transportation and Communications</b>		
	Travel, meals and accommodations associated with hearings, caucus, and other meetings	
	Travel, meals and accommodations associated with luncheons such as Board of Trade, Combined Councils of Labrador conference, and similar functions	
	Travel, meals and accommodations associated with training and development	
	Taxis, couriers and other delivery charges	
	<b>Sub-Total</b>	<b>\$ -</b>
<b>Supplies</b>		
	Newspapers, other subscriptions, resource materials	
	Gifts for visiting delegations or individuals, to a maximum of \$200 per gift	
	Flowers or similar tokens of respect on behalf of a caucus for funerals or serious illnesses of Members, former Members or political staff	
	Meals and food services for meetings and guests, or for staff outside normal working hours	
	Office supplies and operational expenses	
	<b>Sub-Total</b>	<b>\$ -</b>
<b>Purchased Services</b>		
	Registration or other fees associated with luncheons such as Board of Trade and similar functions	\$ -
	Processing fees for Access to Information requests	\$ -
	Media transcripts	\$ -
	Training and development registration fees	\$ -
	Standard banking charges	\$ 20.00
	Advertising, of a non-partisan nature, on behalf of the caucus	\$ -
	<b>Sub-Total</b>	<b>\$ 20.00</b>

**Speaker's Office Fund  
Summary of Expenditures  
For the Period from April 1, 2021 - March 31, 2022**

<b>Members and Constituency Assistants - Caucus Meetings</b>	
--	--

<b>Transportation and Communications</b>		
	Travel, meals and accommodations	\$ -
<b>Supplies</b>		
	Office supplies, food services, water, other	
<b>Purchased Services</b>		
	Room rentals, advertising, printing, other	
<b>Sub-Total</b>		<b>\$ -</b>

<b>Other (provide details)</b>		
	Insert details here	
<b>Sub-Total</b>		<b>\$ -</b>

<b>Total Expenditures for FY</b>	<b>\$ 20.00</b>
----------------------------------	-----------------

<b>Opening Balance for FY</b>	<b>0</b>
<b>Total Deposits for FY</b>	\$ 1,455.45
<b>Total Expenditures for FY</b>	\$ 20.00
<b>Ending Balance for FY</b>	\$ 1,435.45

**GOVERNMENT MEMBERS' CAUCUS OPERATIONAL GRANT**  
**Summary of Expenditures**  
**For the Period April 1, 2021 to March 31, 2022**

Caucus Office and Staff	
<b>Transportation and Communications</b>	
Travel, meals and accommodations associated with hearings, caucus, and other meetings	\$ 4,196.22
Travel, meals and accommodations associated with luncheons such as Board of Trade, Combined Councils of Labrador conference, and similar functions	
Travel, meals and accommodations associated with training and development	
Taxis, couriers and other delivery charges	
<b>Sub-Total</b>	<b>\$4,196.22</b>

<b>Supplies</b>	
Newspapers, other subscriptions, resource materials	
Gifts for visiting delegations or individuals, to a maximum of \$200 per gift	
Flowers or similar tokens of respect on behalf of a caucus for funerals or serious illnesses of Members, former Members or political staff	
Meals and food services for meetings and guests, or for staff outside normal working hours	
Office supplies and operational expenses	\$ 3,407.59
<b>Sub-Total</b>	<b>\$ 3,407.59</b>

<b>Purchased Services</b>	
Registration or other fees associated with luncheons such as Board of Trade and similar functions	\$ -
Processing fees for Access to Information requests	\$ -
Media transcripts	
Training and development registration fees	\$ 1,000.00
Standard banking charges	\$ 291.50
Advertising, of a non-partisan nature, on behalf of the caucus	\$ -
<b>Sub-Total</b>	<b>\$ 1,291.50</b>

Members and Constituency Assistants - Caucus Meetings	
<b>Transportation and Communications</b>	
Travel, meals and accommodations	\$ -
<b>Supplies</b>	
Office supplies, food services, water, other	\$ 10,721.25
<b>Purchased Services</b>	
Room rentals, advertising, printing, other	\$ 1,874.77
<b>Sub-Total</b>	<b>\$ 12,596.02</b>

<b>Other (provide details)</b>	
Insert details here	
<b>Sub-Total</b>	<b>\$ -</b>

<b>Total Expenditures for FY</b>	<b>\$ 21,491.33</b>
----------------------------------	---------------------

<b>Opening Balance for FY</b>	<b>\$0.00</b>
<b>Total Deposits for FY</b>	<b>\$31,528.68</b>
<b>Total Expenditures for FY</b>	<b>\$21,491.33</b>
<b>Ending Balance for FY</b>	<b>\$10,037.35</b>

**XX Caucus**  
**Summary of Expenditures**  
 For the Period April 1, ~~XXXX~~ to March 31, ~~XXXX~~

2014 2022

<b>Caucus Office and Staff</b>	
--------------------------------	--

Transportation and Communications	
Travel, meals and accommodations associated with hearings, caucus, and other meetings	4473.74
Travel, meals and accommodations associated with luncheons such as Board of Trade, Combined Councils of Labrador conference, and similar functions	
Travel, meals and accommodations associated with training and development	
Taxis, couriers and other delivery charges	
<b>Sub-Total</b>	<b>\$4473.74</b>

Supplies	
Newspapers, other subscriptions, resource materials	
Gifts for visiting delegations or individuals, to a maximum of \$200 per gift	
Flowers or similar tokens of respect on behalf of a caucus for funerals or serious illnesses of Members, former Members or political staff	748.68
Meals and food services for meetings and guests, or for staff outside normal working hours	12100.00
Office supplies and operational expenses	398.68
<b>Sub-Total</b>	<b>\$13247.36</b>

Purchased Services	
Registration or other fees associated with luncheons such as Board of Trade and similar functions	\$ -
Processing fees for Access to Information requests	\$ -
Media transcripts	\$ -
Training and development registration fees	\$ -
Standard banking charges	195.00
Advertising, of a non-partisan nature, on behalf of the caucus	\$ -
<b>Sub-Total</b>	<b>\$195.00</b>

**XX Caucus  
Summary of Expenditures  
For the Period April 1, XXXX to March 31, XXXX**  
2-28 2-22

**Members and Constituency Assistants - Caucus Meetings**

<b>Transportation and Communications</b>		
	Travel, meals and accommodations	
<b>Supplies</b>		
	Office supplies, food services, water, other	
<b>Purchased Services</b>		
	Room rentals, advertising, printing, other	
	<b>Sub-Total</b>	\$ -

<b>Other (provide details)</b>		
	Insert details here	
	<b>Sub-Total</b>	\$ -

<b>Total Expenditures for FY</b>	\$ -
----------------------------------	------

<b>Opening Balance for FY</b>	21.25
<b>Total Deposits for FY</b>	18863.96
<b>Total Expenditures for FY</b>	17926.36
<b>Ending Balance for FY</b>	936.37

936.37

**Third Party Caucus  
Summary of Expenditures  
For the Period April 1, 2021 to March 31, 2022**

<b>Caucus Office and Staff</b>		
--------------------------------	--	--

<b>Transportation and Communications</b>		
	Travel, meals and accommodations associated with hearings, caucus, and other meetings	976.01
	Travel, meals and accommodations associated with luncheons such as Board of Trade, Combined Councils of Labrador conference, and similar functions	
	Travel, meals and accommodations associated with training and development	
	Taxis, couriers and other delivery charges	8.00
	<b>Sub-Total</b>	<b>\$ 984.01</b>

<b>Supplies</b>		
	Newspapers, other subscriptions, resource materials	493.20
	Gifts for visiting delegations or individuals, to a maximum of \$200 per gift	
	Flowers or similar tokens of respect on behalf of a caucus for funerals or serious illnesses of Members, former Members or political staff	
	Meals and food services for meetings and guests, or for staff outside normal working hours	154.40
	Office supplies and operational expenses	284.72
	<b>Sub-Total</b>	<b>\$ 932.32</b>

<b>Purchased Services</b>		
	Registration or other fees associated with luncheons such as Board of Trade and similar functions	\$ -
	Processing fees for Access to Information requests	\$ -
	Media transcripts	\$ -
	Training and development registration fees	\$ -
	Standard banking charges	58.62
	Advertising, of a non-partisan nature, on behalf of the caucus	\$ -
	<b>Sub-Total</b>	<b>\$ 58.62</b>



**XX Caucus  
Summary of Expenditures  
For the Period April 1, XXXX to March 31, XXXX**

<b>Members and Constituency Assistants - Caucus Meetings</b>	
--	--

<b>Transportation and Communications</b>		
	Travel, meals and accommodations	\$ -
<b>Supplies</b>		
	Office supplies, food services, water, other	254.15
<b>Purchased Services</b>		
	Room rentals, advertising, printing, other	
<b>Sub-Total</b>		\$ 254.15

<b>Other (provide details)</b>		
	Insert details here Disposal of Broken File Cabinet	125.35
<b>Sub-Total</b>		\$ 125.35

<b>Total Expenditures for FY</b>	\$ 2354.45
----------------------------------	------------

<b>Opening Balance for FY</b>	-22.89
<b>Total Deposits for FY</b>	12010.92
<b>Total Expenditures for FY</b>	2354.45
<b>Ending Balance for FY</b>	9633.58

**Independent Office-Eddie Joyce  
Summary of Expenditures  
For the Period April 1 2021 - March 31, 2022**

<b>Caucus Office and Staff</b>		
<b>Transportation and Communications</b>		
	Travel, meals and accommodations associated with hearings, caucus, and other meetings	
	Travel, meals and accommodations associated with luncheons such as Board of Trade, Combined Councils of Labrador conference, and similar functions	
	Travel, meals and accommodations associated with training and development	
	Taxis, couriers and other delivery charges	
	<b>Sub-Total</b>	\$ -
<b>Supplies</b>		
	Newspapers, other subscriptions, resource materials	
	Gifts for visiting delegations or individuals, to a maximum of \$200 per gift	
	Flowers or similar tokens of respect on behalf of a caucus for funerals or serious illnesses of Members, former Members or political staff	
	Meals and food services for meetings and guests, or for staff outside normal working hours	\$ -
	Office supplies and operational expenses	\$ -
	<b>Sub-Total</b>	\$ -
<b>Purchased Services</b>		
	Registration or other fees associated with luncheons such as Board of Trade and similar functions	\$ -
	Processing fees for Access to Information requests	\$ -
	Media transcripts	\$ -
	Training and development registration fees	\$ -
	Standard banking charges	\$ -
	Advertising, of a non-partisan nature, on behalf of the caucus	\$ -
	<b>Sub-Total</b>	\$ -

Independent Office-Eddie Joyce  
 Summary of Expenditures  
 For the Period April 1 2021 - March 31, 2022

<b>Members and Constituency Assistants - Caucus Meetings</b>	
--	--

<b>Transportation and Communications</b>		
	Travel, meals and accommodations	\$ -
<b>Supplies</b>		
	Office supplies, food services, water, other	\$ 177.81
<b>Purchased Services</b>		
	Room rentals, advertising, printing, other	
<b>Sub-Total</b>		<b>\$ 177.81</b>

<b>Other (provide details)</b>		
	Insert details here	
<b>Sub-Total</b>		<b>\$ -</b>

<b>Total Expenditures for FY</b>	<b>\$ 177.81</b>
----------------------------------	------------------

<b>Opening Balance for FY</b>	<b>0.00</b>
<b>Total Deposits for FY</b>	<b>\$ 1,501.32</b>
<b>Total Expenditures for FY</b>	<b>\$ 177.81</b>
<b>Ending Balance for FY</b>	<b>\$ 1,323.51</b>

**Independent Member - Perry Trimper  
Summary of Expenditures  
For the Period April 1, 2021 to March 31, 2022**

<b>Caucus Office and Staff</b>		
<b>Transportation and Communications</b>		
	Travel, meals and accommodations associated with hearings, caucus, and other meetings	
	Travel, meals and accommodations associated with luncheons such as Board of Trade, Combined Councils of Labrador conference, and similar functions	
	Travel, meals and accommodations associated with training and development	
	Taxis, couriers and other delivery charges	
	<b>Sub-Total</b>	\$ -
<b>Supplies</b>		
	Newspapers, other subscriptions, resource materials	
	Gifts for visiting delegations or individuals, to a maximum of \$200 per gift	
	Flowers or similar tokens of respect on behalf of a caucus for funerals or serious illnesses of Members, former Members or political staff	
	Meals and food services for meetings and guests, or for staff outside normal working hours	
	Office supplies and operational expenses	
	<b>Sub-Total</b>	\$ -
<b>Purchased Services</b>		
	Registration or other fees associated with luncheons such as Board of Trade and similar functions	\$ -
	Processing fees for Access to Information requests	\$ -
	Media transcripts	\$ -
	Training and development registration fees	\$ -
	Standard banking charges	
	Advertising, of a non-partisan nature, on behalf of the caucus	\$ -
	<b>Sub-Total</b>	\$ -

**Independent Member - Perry Trimper  
Summary of Expenditures  
For the Period April 1, 2021 to March 31, 2022**

<b>Members and Constituency Assistants - Caucus Meetings</b>	
--	--

<b>Transportation and Communications</b>		
	Travel, meals and accommodations	\$ -
<b>Supplies</b>		
	Office supplies, food services, water, other	
<b>Purchased Services</b>		
	Room rentals, advertising, printing, other	
<b>Sub-Total</b>		<b>\$ -</b>

<b>Other (provide details)</b>		
	Insert details here	
<b>Sub-Total</b>		<b>\$ -</b>

<b>Total Expenditures for FY</b>	<b>\$ -</b>
----------------------------------	-------------

<b>Opening Balance for FY</b>	<b>0</b>
<b>Total Deposits for FY</b>	<b>\$ 1,501.32</b>
<b>Total Expenditures for FY</b>	<b>\$ -</b>
<b>Ending Balance for FY</b>	<b>\$ 1,501.32</b>

**Independent Member - Paul Lane**  
**Summary of Expenditures**  
**For the Period April 1, 2021 to March 31, 2022**

<b>Caucus Office and Staff</b>		
<b>Transportation and Communications</b>		
	Travel, meals and accommodations associated with hearings, caucus, and other meetings	
	Travel, meals and accommodations associated with luncheons such as Board of Trade, Combined Councils of Labrador conference, and similar functions	
	Travel, meals and accommodations associated with training and development	
	Taxis, couriers and other delivery charges	
	<b>Sub-Total</b>	<b>\$ -</b>
<b>Supplies</b>		
	Newspapers, other subscriptions, resource materials	
	Gifts for visiting delegations or individuals, to a maximum of \$200 per gift	
	Flowers or similar tokens of respect on behalf of a caucus for funerals or serious illnesses of Members, former Members or political staff	
	Meals and food services for meetings and guests, or for staff outside normal working hours	
	Office supplies and operational expenses	\$ -
	<b>Sub-Total</b>	<b>\$ -</b>
<b>Purchased Services</b>		
	Registration or other fees associated with luncheons such as Board of Trade and similar functions	\$ -
	Processing fees for Access to Information requests	\$ -
	Media transcripts	\$ -
	Training and development registration fees	\$ -
	Standard banking charges	\$ 72.00
	Advertising, of a non-partisan nature, on behalf of the caucus	\$ -
	<b>Sub-Total</b>	<b>\$ 72.00</b>

**Independent Member - Paul Lane**  
**Summary of Expenditures**  
**For the Period April 1, 2021 to March 31, 2022**

<b>Members and Constituency Assistants - Caucus Meetings</b>		
<b>Transportation and Communications</b>		
	Travel, meals and accommodations	\$ -
<b>Supplies</b>		
	Office supplies, food services, water, other	
<b>Purchased Services</b>		
	Room rentals, advertising, printing, other	
	<b>Sub-Total</b>	<b>\$ -</b>
<b>Other (provide details)</b>		
	Insert details here	
	<b>Sub-Total</b>	<b>\$ -</b>
<b>Total Expenditures for FY</b>		<b>\$ 72.00</b>

<b>Opening Balance for FY</b>		
<b>Total Deposits for FY</b>		<b>\$ 1,500.85</b>
<b>Total Expenditures for FY</b>		<b>\$ 72.00</b>
<b>Ending Balance for FY</b>		<b>\$ 1,428.85</b>

Your branch address:  
 384 ELIZABETH AVE W  
 ST. JOHN'S, NL A1B1V2

## Business Banking



PAUL LANE  
 PAUL LANE INDEPENDANT MHA  
 5TH FLOOR EAST BLOCK  
 PO BOX 8700  
 ST. JOHN'S NL A1B 4J6

Your Branch  
 ELIZABETH AVE WEST  
 Transit number: 1009

For questions about your  
 statement call  
 (709) 758-2110

Direct Banking  
 1-877-262-5907  
 www.bmo.com

Your Plan  
 Business Start Plan

## Business Banking statement

For the period ending March 31, 2022

### Summary of account

Account	Opening balance (\$)	Total amounts debited (\$)	Total amounts credited (\$)	Closing balance (\$) on Mar 31, 2022
Business Account # 1009 1997-801	1,309.74	6.00	125.11	1,428.85 ✓

### Transaction details

Date	Description	Amounts debited from your account (\$)	Amounts credited to your account (\$)	Balance (\$)
------	-------------	---	--	--------------



#### Business Account # 1009 1997-801

Business name:  
 PAUL LANE  
 Operating as:  
 PAUL LANE INDEPENDANT MHA

Mar 01	Opening balance			1,309.74
Mar 03	Direct Deposit, GOVT NF/LAB A/P AP /CC		125.11	1,434.85
Mar 31	Plan Fee	6.00		1,428.85
Mar 31	Closing totals	6.00	125.11	
Number of Items processed		1	1	





*House of Assembly  
Newfoundland & Labrador*

**Audit Committee**

---

## **49<sup>th</sup> and 50<sup>th</sup> General Assemblies - Report 1**

---

Report to the Management Commission

For the Fiscal Years April 1, 2020 to March 31, 2021 and  
April 1, 2021 to March 31, 2022

August, 2022



*This report is confidential until disclosed by the Management Commission.*



## Contents

Committee Members.....	3
Transmittal.....	4
Introduction .....	5
Order of Reference .....	7
Summary of Work.....	10
Findings and Decisions.....	13
Appendix A.....	15



## Committee Members

The Members of the Audit Committee during the period of April 1, 2020 to March 31, 2022:

Elvis Loveless, Member for Fortune Bay – Cape La Hune (**Chair** of the Audit Committee from April 2, 2020 to August 19, 2020)

Perry Trimper, Member for Lake Melville (**Chair** of the Audit Committee from October 16, 2020 to November 9, 2020)

Sherry Gambin-Walsh, Member for Placentia – St. Mary’s (**Chair** of the Audit Committee from December 23, 2020 to January 15, 2021)

Paul Pike, Member for Burin – Grand Bank (**Chair** of the Audit Committee from May 26, 2021 to present)

Alison Coffin, Member for St. John’s East – Quidi Vidi (Member of the Audit Committee from July 23, 2019 to January 15, 2021)

Helen Conway – Ottenheimer (Member of the Audit Committee from May 26, 2021 to present)

Deborah Collis, CPA

Beverley Evans, FCPA, FCA, ICD.D

Elizabeth Murphy, Clerk Assistant, was Secretary to the Committee from April 1, 2019 to August 31, 2020

Kim Hawley George, QC, Law Clerk and Acting Clerk Assistant, was Secretary to the Committee from September 1, 2020 to present.



## Transmittal

Speaker Derek Bennett, Chair of the Management Commission:

Pursuant to the *House of Assembly Accountability, Integrity and Administration Act*, the Audit Committee met on 5 occasions: June 19, 2020; July 15, 2021; August 26, 2021; November 26, 2021; and March 29, 2022.

The Audit Committee has discharged the responsibilities assigned to it under the *House of Assembly Accountability, Integrity and Administration Act* and has directed me to submit this Report to the Management Commission.

Respectfully submitted,

---

Paul Pike, MHA  
Burin - Grand Bank  
Chair



## Introduction

The Audit Committee has submitted a number of reports to the Management Commission regarding its activities. The most recent report entitled “Thirteenth Report of the Audit Committee to the House of Assembly Management Commission” indicated that the reporting period covered by that report was April 9, 2019 to May 29, 2020 inclusive, and that the Committee was unable to hold its fourth meeting scheduled for March 31, 2020 owing to the imposition of COVID-19 safety measures.

The frequency of Audit Committee meetings since its last report was affected by two factors, as noted:

1. **Changes in the Chair of the Committee:** The Chair of the Committee changed a number of times in the fall of 2020. On August 19, 2020 Mr. Elvis Loveless, the then chair, was appointed to Cabinet. Therefore, he was unable to continue as a Member of the Management Commission further to paragraph 18(3)(e) of the *House of Assembly Accountability, Integrity and Administration Act*. October 16, 2020, the Management Commission appointed Mr. Perry Trimper as Chair of the Audit Committee. On November 10, 2020 MHA Trimper resigned from caucus to sit as an unaffiliated member, which necessitated the appointment of a new chair. On December 23, 2020, the Management Commission appointed Ms. Sherry Gambin-Walsh as Chair of the Audit Committee.
2. **General Election, 2021:** On January 15, 2021, the 49<sup>th</sup> General Assembly dissolved and a general election was called. The writ period was extended due to COVID-19 concerns, and the 50<sup>th</sup> General Assembly was constituted on April 12, 2021. The Audit Committee Handbook states: “A person appointed under paragraph 3.1a shall serve for a term that coincides with the life of the Assembly which is consistent with the term to be served by members of Standing and Select Committees of the Commission.” Therefore, during the dissolution period there were no internal (MHA) members of the Audit Committee and no chairperson.

The current internal (MHA) members of the Audit Committee were appointed by the Management Commission on May 26, 2021 and the chair was designated by the Commission



on that date. Since that time, the committee has endeavored to resolve outstanding matters and move forward with the business assigned to it. This report therefore bridges two fiscal years including the transitional period following the 2021 General Election. Decisions of the committee during the relevant time frame are included in the Appendix.



## Order of Reference

The *House of Assembly Accountability, Integrity and Administration Act* (“the HOAAIAA”) requires the establishment of an Audit Committee to assist the Management Commission in fulfilling its financial and compliance oversight responsibilities. The Committee reviews the financial statements and other financial information of the House to ensure the transparency and integrity of the House’s systems of internal and disclosure controls and published financial information. The Audit Committee is also charged with fostering adherence to, and encouraging continuous improvement of the House’s policies, procedures and practices. It maintains effective working relationships with the Management Commission as well as internal and external auditors.

The Committee consists of two members of the Management Commission chosen by the Commission, at least one of whom must not be a member of the government party; and two persons, chosen by the Chief Justice of Newfoundland and Labrador, who are not Members of the House of Assembly but who are resident in the province, and who have demonstrated knowledge and experience in financial matters and are suitable to represent the public interest.

The HOAAIAA contains specific duties and responsibilities of the Audit Committee. The committee must:

- provide assistance to the Commission in fulfilling its oversight responsibility to the House and the public with respect to stewardship of public money;
- make recommendations to the Commission respecting the choice of and terms of engagement and compensation of an external auditor appointed under section 43 of the Act;
- review the audit plans of an auditor appointed under section 43 of the Act, including the general approach, scope and areas subject to risk of material misstatement;
- review the financial statements, audit report and recommendations of the auditor and give advice about them to the Commission, including – where the Committee considers it appropriate – recommending that the Management Commission approve and sign the financial statements;





- review the compliance report issued and recommendations, if any, provided by the Auditor General as a result of a compliance audit conducted under subsection 43(9) of the HOAAIAA and give advice on that report and those recommendations to the Commission;
- review internal audit reports and make recommendations to the Commission as required in respect of matters arising from those reports and generally make recommendations with respect to internal audit procedures of the House and Statutory Offices;
- review with the Clerk the effectiveness of internal control and other financial matters, as well as compliance with legal requirements respecting accountability, record-keeping, tendering and conflict of interest in the House service and the Statutory Offices;
- review the Code of Conduct for Employees applicable to the Clerk and staff of the House service and Statutory Offices, and make recommendations for improvements to the Commission;
- establish procedures for the receipt and treatment of complaints regarding accounting and internal controls, and the confidential submission by staff of the House service and Statutory Offices and by members of the public service of concerns regarding questionable accounting or auditing matters;
- use reasonable efforts to satisfy itself as to the integrity of the House and Statutory Office's financial information systems and the competence of accounting personnel and senior financial management responsible for accounting and financial reporting;
- review disclosure practices of the Management Commission to ensure full, plain and timely disclosure of its decisions respecting financial matters;
- advise the Clerk with respect to the exercise of their responsibilities as accounting officer; and
- act on, advise and report on other matters relating to the financial affairs of the House and Statutory Offices as may be required by the Commission.

The Audit Committee is required to review its performance regularly, usually in the form of a self-assessment. The results of this assessment must be made available to the Commission and



is attached in the Appendix. The Committee must also review its terms of reference at least once during its term.



## Summary of Work

### **July 15, 2021**

The Committee met with the Auditor General and representatives from Grant Thornton to review the audited financial information and management certification for the year ended March 31, 2020. The Committee also reviewed the House of Assembly 2021 Audit Plan: Annual Financial Audit and the Compliance Audit of the 49<sup>th</sup> General Assembly as prepared by Auditor General.

The committee met with the Clerk of the House of Assembly and the Chief Financial Officer to discuss overtime monitoring in the House of Assembly Service and the Office of the Chief Electoral Officer.

Finally, the committee discussed appointment of the Auditor General pursuant to subsection 43(5) of the *House of Assembly Accountability, Integrity and Administration Act*.

### **August 26, 2021**

The Committee heard a presentation by the Auditor General regarding the Audited Financial Information and Management Certification for the year ended March 31, 2021. As well, the Committee heard a presentation by the Auditor General regarding the compliance audit for the 49<sup>th</sup> General Assembly as required by subsection 43(9) of the Act. The Commission discussed in particular two potential areas of concern relating to caucus operational funding grants.

1. **Monthly reconciliations:** The Committee heard that some monthly bank reconciliations are not being prepared as required even though policy makes them mandatory to be completed and provides a template. The Committee was advised of associated risks of non-compliance, and it made a recommendation to the Management Commission that an amendment to the Caucus Operational Funding Grants Policy be made to require that monthly bank reconciliations and supporting documentation for expenditures to be submitted to the Audit Committee on a quarterly basis in the aggregate by each caucus and by the Speaker and unaffiliated Members.



2. **Interpretation of Caucus Operational Funding Grant Policy regarding alcohol:** The Committee heard that, in the opinion of the Auditor General, the policy is unclear as to whether alcohol would be an eligible expense under the policy. The Committee recommended that the Management Commission review the Caucus Operational Funding Grants Policy to determine whether clarification and revision are required respecting the purchase of alcohol.

The Committee discussed various matters with the Clerk and Chief Financial Officer, including annual inventory reports and delinquency of invoice approval. The Committee directed that the Chair send correspondence to all Members on its behalf to remind them of their responsibilities under the policy and to underscore the importance of this accountability mechanism.

The Committee heard from the Chief Financial Officer that, while many Members approve invoices in a timely manner, there have been repeated delays in approvals by some Members. The Committee recommended that the Management Commission remind Members of the importance of timely approval of invoices, particularly considering the impact of delay on smaller businesses and the additional strain on House of Assembly Service employees who are required to repeatedly initiate and deploy the approval process in the financial system.

The Committee noted that, in presentations heard by the committee, staff were credited for the manner in which they maintained business continuity in the face of COVID-19 challenges.

### **November 26, 2021**

The Committee recommended the Auditor General as the auditor for the House of Assembly and statutory officers for the fiscal year ending March 31, 2022.

The Committee heard a presentation by the Comptroller General respecting the status of internal audits.

### **March 29, 2022**

The Committee met with the Comptroller General to discuss internal audits completed respecting leave entitlements. The committee also discussed internal audit recommendations for 2022-23, with a particular focus on the 2021 General Election.



The Committee met with the Clerk of the House of Assembly and the Chief Financial Officer regarding the following: matters raised in reports of the Comptroller General, overtime monitoring and other matters raised by the Chief Financial Officer.

The committee directed that a memo be distributed to all Members of the House of Assembly and Political Support Employees reminding them of the importance of strict adherence to the requirements and timelines established in statute or policy. In particular, the committee directed that the memo require strict attention to the following: submission of 2021-22 fiscal year expenses; approval of annual inventory listing; approval of outstanding invoices; and submission of bi-weekly attendance records. The committee further directed that the memo be distributed to align with the beginning of the new fiscal year (April 1, 2022).

The committee also completed a self-assessment for the fiscal year 2021-22 and directed the secretary to the committee to prepare a draft of the Audit Committee Annual Report for 2021-22 for its consideration.



## Findings and Decisions

The following are the consolidated decisions of the Audit Committee for the reporting period:

**AC 2021-001** The Minutes of the Audit Committee meeting of August 28, 2020 were approved as read.

**AC 2021-002** The Committee approved the Final Audited Financial Information and Management Certification for the year ended March 31, 2020 and recommended them to the Management Commission.

**AC 2021-003** The Minutes of the Audit Committee meeting of July 15, 2020 were approved as read.

**AC 2021-004** The Committee approved the Audited Financial Information and Management Certification for the year ended March 31, 2021 and recommended them to the Management Commission.

**AC 2021-005** The Audit Committee recommends that the Management Commission consider an amendment to the Caucus Operational Funding Grants Policy to require that monthly bank reconciliations and supporting documentation for expenditures to be submitted to the Audit Committee on a quarterly basis in the aggregate by each caucus and by the Speaker and unaffiliated Members.

**AC 2021-006** The Audit Committee recommends that the Management Commission review the Caucus Operational Funding Grants Policy to determine whether clarification and revision are required respecting the purchase of alcohol.

**AC 2021-007** The Committee directed that the Chair send correspondence to all Members on its behalf to remind them of their responsibilities under the policy and to underscore the importance of this accountability mechanism. (Inventory Management)



**AC 2021-008** The Committee recommends that the Management Commission remind Members of the importance of timely approval of invoices, particularly considering the impact of delay on smaller businesses and the additional strain on House of Assembly Service employees who are required to repeatedly initiate and deploy the approval process in the financial system.

**AC 2021-009** The Committee recommends that the Management Commission consider issuing a directive substantially along the lines of the following: That where outstanding invoices are not approved by Members within 30 days of first notification of required approval, any further purchase orders for those Members shall be withheld until outstanding invoices past 30 days are approved in the financial system.

**AC 2021-010** The Minutes of the Audit Committee meeting of August 26, 2021 were approved as read.

**AC 2021-011** The Committee recommended the Auditor General as the auditor for the House of Assembly and statutory officers for the fiscal year ending March 31, 2022.

**AC 2022-001** The Minutes of the Audit Committee meeting of November 26, 2021 were approved as read.

**AC 2022-002** The committee directed that a memo be prepared for distribution to all Members of the House of Assembly and Political Support Employees reminding them of the importance of strict adherence to the requirements and timelines established in statute or policy. In particular, the committee directed that the memo require strict attention to the following: submission of 2021-22 fiscal year expenses; approval of annual inventory listing; approval of outstanding invoices; and submission of bi-weekly attendance records. The committee further directed that the memo be distributed to align with the beginning of the new fiscal year (April 1, 2022).

**AC 2022-003** The committee completed a self-assessment for the fiscal year 2021-22.



## Appendix A

### **Audit Committee Self-Assessment 2021-22**



## APPENDIX G

### AUDIT COMMITTEE SELF ASSESSMENT

For each of the following statements, select a number between 1 and 5, with 1 indicating that you strongly disagree, and 5 indicating that you strongly agree with the statement. Select 0 if there is no basis for evaluation.

#### *Composition and Quality*

		No basis	Strongly disagree	disagree	Neither agree nor disagree	Agree	Strongly agree
1.	Audit Committee members possess the collective skills as set out in Appendix C of the Audit Committee Handbook.	0	1	2	3	4	5
2.	The Audit Committee demonstrates integrity, credibility, trustworthiness, ability to constructively handle conflict, independence, and proactiveness.	0	1	2	3	4	5
3.	The Audit Committee reviews its mandate at least once during its term to determine whether its responsibilities are adequately described.	0	1	2	3	4	5

#### *Understanding the organization and risks*

4.	The Audit Committee considers the significant risks faced by the entity. Examples include (but are not limited to): <ul style="list-style-type: none"> <li>• Accuracy of financial reporting</li> <li>• Compliance with legislation and policies</li> <li>• Effectiveness of internal controls</li> <li>• Reputation</li> </ul>	0	1	2	3	4	5
----	---	---	---	---	---	---	---

#### *Processes and procedures*

5.	The Audit Committee regularly reports to the House of Assembly Management Commission.	0	1	2	3	4	5
6.	The agenda and related information (e.g. prior meeting minutes, internal audit reports, etc.) are circulated in advance of meetings, to allow members sufficient time to study and understand the information.	0	1	2	3	4	5
7.	Meetings are held at least 4 times per year.	0	1	2	3	4	5
8.	The Audit Committee has private (in camera) sessions with management, internal audit and external audit.	0	1	2	3	4	5

9.	The Audit Committee behaves in a manner which promotes organization-wide awareness of ethics, quality financial reporting, and strong internal controls.	0	1	2	3	4	5
10.	The level of openness between the Audit Committee and relevant parties (management, internal audit, and external audit) is acceptable.	0	1	2	3	4	5
11.	For matters that require specialized expertise, the Audit Committee engages external parties as appropriate.	0	1	2	3	4	5

***Oversight of the financial reporting process and internal controls***

12.	The Audit Committee has sufficient understanding of management's process of financial reporting.	0	1	2	3	4	5
13.	The Audit Committee makes a reasonable effort to satisfy themselves as to the integrity of the House of Assembly and statutory offices' financial systems and competence of accounting personnel and senior financial management.	0	1	2	3	4	5
14.	The Audit Committee reviews the management letters and other reports written by the auditors (external and internal) to ensure that all significant matters raised are addressed.	0	1	2	3	4	5
15.	The Audit Committee takes action to ensure resolution when there are instances of repeat comments from auditors and others about internal controls.	0	1	2	3	4	5
16.	The Audit Committee reviews matters related to financial reporting and internal control with the Clerk of the House as well as advises the Clerk with respect to the exercise of his or her responsibilities as accounting officer.	0	1	2	3	4	5

***Oversight of audit functions***

17.	The Audit Committee considers the coordination of work between the auditors (external and internal) to ensure that they appropriately address their different areas of responsibility.	0	1	2	3	4	5
18.	The Audit Committee regularly discusses the work of internal audit and offers input into the scope of work to be performed.	0	1	2	3	4	5

***Public interest disclosures***

19.	The Audit Committee establishes and follows procedures for the confidential treatment of complaints regarding accounting and internal control matters.	0	1	2	3	4	5
-----	--	---	---	---	---	---	---

The Audit Committee communicates all matters brought to its attention related to public interest disclosures according to the provisions of the <i>House of Assembly Accountability, Integrity and Administration Act</i> .	0	1	2	3	4	5
---	---	---	---	---	---	---

Completed by the Audit Committee  
of the House of Assembly, March 29, 2007

**House of Assembly Management Commission  
Briefing Note**

**Title:** Audit Committee Appointment

**Issue:** Appointment to the House of Assembly Audit Committee as a result of a recent vacancy.

**Background:**

- The Audit Committee is established under the authority of Section 23 of the *House of Assembly Accountability, Integrity and Administration Act* (HOAAIAA) which states:
  - (1) *There is established a committee of the commission, to be known as the audit committee.*
  - (2) *The audit committee shall consist of*
    - (a) *2 members of the commission chosen by the commission, at least one of whom shall not be a member of the government party; and*
    - (b) *2 persons, chosen by the Chief Justice of the province, who are not members but who are resident in the province, and have demonstrated knowledge and experience in financial matters and are suitable to represent the public interest.*
  - (3) *The commission shall designate the chair of the audit committee from members of the committee.*
- The two public members currently serving on the Audit Committee are Beverley Evans and Deborah Collis. The Chair, as appointed by the Commission, is the Member for Burin - Grand Bank.
- There is currently a vacancy on the Audit Committee as a result of recent changes to the composition of the Management Commission. The Member for Bonavista replaced the Member for Harbour Main, who served as a Commission member on the Audit Committee.

**Analysis:**

**Legal Consultation:**

Not applicable.

**Internal Consultation(s):**

Not applicable.

**External Consultation(s):**

Not applicable.

**Comparison to Government Policy:**

Not applicable.

**Financial Impact:**

Not applicable.

**Legislative Impact:**

Not applicable.

**Options:**

1. Appoint a member of the Commission to serve on the Audit Committee, in accordance with the HOAAIAA.

**Status:**

- There is a current vacancy on the Audit Committee and an appointment by the Commission is required in accordance with the HOAAIAA.

**Action Required:**

Proposed motion:

- Pursuant to paragraph 23(2)(a), the Commission appoints \_\_\_\_\_ as a member of the House of Assembly Audit Committee, effective immediately.

Prepared by: Bobbi Russell  
Date: November 3, 2022

Approved by: Sandra Barnes

**House of Assembly Management Commission  
Briefing Note**

**Title:** Budget Transfer Ratification

**Issue:** Ratification of urgent budget transfer approved by the Management Commission since its last regular meeting.

**Background:**

- The House of Assembly Transfer of Funds Policy delegates authority for approval of a transfer of funds that is required urgently and there is not sufficient time for the Commission to schedule a meeting. Section 5 of the Policy states the following:

*“Where a Commission meeting can be scheduled in sufficient time before the transfer of funds is required, the transfer of funds will be approved at a meeting of the Commission. If this is not practicable, Authority is delegated by the Commission to a quorum of four members (must include one member representing Government and one member representing a party in opposition to the Government) to approve the transfer of funds prior to processing of the transaction. The transfer of funds approval will be ratified at the next Commission meeting.”*

- In accordance with Section 5 of the Transfer of Funds Policy, the following transfer of funds was approved by the Commission since its last regular meeting:

<b>Transfer Ref #</b>	<b>Amount of Transfer</b>	<b>Details/Reason Required</b>
HOABT2023-004	\$101,700.00	Required due to a shortfall under House Operations – Professional Services to pay cost related to the independent review of the public interest disclosure report of the Citizens’ Representative by the Honourable J. Derek Green. Savings were identified in Members’ Resources – Allowances and Assistance.

- Further details are outlined in the budget transfer forms attached.
- While the Commission has already approved the transfers for processing, a ratification of these transfers is required in accordance with the Transfer of Funds Policy.

**Analysis:**

**Legal Consultation:**

Not applicable

**Internal Consultation(s):**

Not applicable

**External Consultation(s):**

Not applicable

**Comparison to Government Policy:**

Not applicable

**Financial Impact:**

Not applicable

**Legislative Impact:**

Not applicable

**Options:**

- The Commission to ratify the transfer of funds approvals in accordance with the Transfer of Funds Policy.

**Status:**

- The budget transfer referenced has been approved by the Commission and processed. It requires ratification in accordance with the Policy.

**Action Required:**

Proposed motion:

The Commission ratifies transfer of funds HOABT2022-004 in accordance with Section 5 of the House of Assembly Transfer of Funds Policy:

Prepared by: Bobbi Russell  
Date: November 3, 2022

Approved by: Sandra Barnes

**Attachments:**

1. Budget Transfer Details

**LEGISLATURE**

**Budget Adjustment No.: HOABT2023-004**

**TRANSFER TO:**

<b>Accounting Distribution</b>					<b>Description</b>	<b>Amount</b>
<b>RC</b>	<b>ACAT</b>	<b>ACEL</b>	<b>LOBJ</b>	<b>DTC</b>		
0202	120	0420	0510	011025	1.1.05.01 House Operations – Professional Services	\$41,500.00
0202	120	0420	0510		1.1.05.01 House Operations – Professional Services	\$2,800.00
0202	120	0420	0513	011025	1.1.05.01 House Operations – Professional Services	\$57,000.00
0202	120	0420	0514		1.1.05.01 House Operations – Professional Services	\$400.00

**FUNDS REQUIRED FOR:**

To cover the cost of legal fees related to the Review of the Report of the Citizens’ Representative regarding the CEO and other unbudgeted consulting fees.

**TRANSFER FROM:**

<b>Accounting Distribution</b>					<b>Description</b>	<b>Amount</b>
<b>RC</b>	<b>ACAT</b>	<b>ACEL</b>	<b>LOBJ</b>	<b>DTC</b>		
0206	130	0410	0910	000000	1.1.04.09 Members’ Resources – Allowances and Assistance	\$101,700.00

**REASON FUNDS ARE AVAILABLE:**

Expenditures are less than anticipated and it is estimated that Members will not avail of the maximum allowable funds.

<p><b>VERIFIED BY:</b></p> <p>_____</p> <p><b>Chief Financial Officer</b></p> <p><b>Date:</b> _____</p>	<p><b>APPROVED BY:</b></p> <p>_____</p> <p><b>House of Assembly Management Commission</b></p> <p><b>Date:</b> _____</p>
---	---