

**House of Assembly Management Commission
Agenda**

**Location: House of Assembly Chamber
Date: December 11, 2013
Time: 8:30 a.m.**

Tab 1

Minutes

Approval of Minutes for September 18, 2013

New Business

Tab 2 Audited Financial Statements - April 1, 2012 to March 31, 2013

Tab 3 Financial Reports - July 1, 2013 to September 30, 2013

Tab 4 Letters of Appeal
- Member for Port-de-Grave
- Member for Terra Nova



**House of Assembly
Newfoundland and Labrador**

**Minutes of the House of Assembly
Management Commission**

Date: September 18, 2013

Location: House of Assembly Chamber

Time: 9:05 a.m.

Members Present:

Hon. Ross Wiseman, Speaker

Ms. Sandra Barnes, Clerk of the House of Assembly

Ms. Lorraine Michael, MHA (NDP) Signal Hill - Quidi Vidi

Hon. Darin King, Government House Leader

Mr. Vaughn Granter, MHA (PC) Humber West

Hon. Joan Shea, MHA (PC) St. Georges – Stephenville

Mr. Andrew Parsons, MHA (L) Burgeo-LaPoile

Other

Ms. Marie Keefe, Policy & Communications Officer

Mr. Wade Verge, MHA, Lewisporte, Deputy Speaker

Regrets

Mr. Dwight Ball, MHA (L) Humber Valley

CM 2013-046 The Minutes of the House of Assembly Management Commission meetings held on May 15, 2013 and July 16, 2013 were approved as read.

The Clerk reported an authorization given for furniture and equipment expenditures for the period ending September 11, 2013. The amount of \$255.63 was approved for a table for the constituency office of Mr. Glen Little, Member for the District of Bonavista South.

The Speaker reported the following authorization under Delegated Authority Respecting Urgent Matters for the period ending September 11, 2013:

The Speaker, under authority delegated by **CM 2008-095**, approved the issuance of a Cabinet paper to request special warrant funding, in consultation with the Government House Leader, Official Opposition House Leader and the Leader of the Third Party. The Cabinet paper requested approval of special warrant funding in the amount of \$147,200 within the Vote of the Legislature, to provide funds to hold the by-election in the District of Cartwright L'Anse au Clair.

The financial reports for the Legislature for the periods April 1, 2013 to June 30, 2013 and April 1, 2012 - March 31, 2013 were provided to the Commission. The Members' Accountability and Disclosure Reports were provided for the period April 1, 2012 - March 31, 2013.

CM 2013-047 The Commission approved the recommendation of the Audit Committee that the Auditor General be appointed the auditor of the House of Assembly and Statutory Offices for the year ending 31 March 2014.

CM 2013-048 The Commission, pursuant to subsection 24(9) of the *House of Assembly Accountability, Integrity and Administration Act*, approved the payment of expenses totaling \$2,526.12 for the Member for Terra Nova, with the expenses to be paid within the appropriate allocation for the 2013-14 fiscal year.

CM 2013-049 The Commission, pursuant to subsection 24(9) of the *House of Assembly Accountability, Integrity and Administration Act*, approved the payment of expenses totaling \$306.00 for the Member for Trinity-Bay de Verde, with the expenses to be paid within the appropriate allocation for the 2013-14 fiscal year.

CM 2013-050 The Commission, pursuant to subsection 24(9) of the *House of Assembly Accountability, Integrity and Administration Act*, approved payment of the invoice totaling \$56.50 for the Member for Mount Pearl South, with the expenses to be paid within the appropriate allocation for the 2013-14 fiscal year.

CM 2013-051 The Commission, pursuant to subsection 24(9) of the *House of Assembly Accountability, Integrity and Administration Act*, approved the payment of expenses totaling \$36.75 and \$56.00 for the Member St. George's-Stephenville East, with the expenses to be paid within the appropriate allocation for the 2013-14 fiscal year.

CM 2013-052 The Commission, pursuant to subsection 24(9) of the *House of Assembly Accountability, Integrity and Administration Act*, approved the payment of expenses totaling \$100.00 for the Member for Conception Bay East-Bell Island.

Adjournment: 9:30 a.m.
Hon. Ross Wiseman, MHA
Speaker and Chair

Sandra Barnes
Clerk and Secretary to the Commission



HOUSE OF ASSEMBLY
Newfoundland and Labrador

September 18th, 2013

The Honourable Ross Wiseman, MHA
Chair
House of Assembly Management Commission

Dear Mr. Wiseman:

The Audit Committee have reviewed the financial information of the House of Assembly and Statutory Offices and the related audit report and recommendations of the auditor and recommend pursuant to paragraph 23(7)(d) of the *House Of Assembly Accountability, Integrity And Administration Act* that the Commission approve and sign the financial information for the financial year ended 31 March 2013.

The Committee note that in the Management Letter dated September 4th, 2013 the Auditor General reported that no significant findings had come to his attention during the audit of the House of Assembly and Statutory Offices.

A handwritten signature in black ink, appearing to read 'Vaughn Granter', written over a circular stamp.

Vaughn Granter
Chair
Audit Committee

**HOUSE OF ASSEMBLY
AND ITS STATUTORY OFFICES**

**FINANCIAL INFORMATION
AND
MANAGEMENT CERTIFICATION**

MARCH 31, 2013

**HOUSE OF ASSEMBLY
AND ITS STATUTORY OFFICES**

FINANCIAL INFORMATION

MARCH 31, 2013



**AUDITOR
GENERAL**
of Newfoundland and Labrador

INDEPENDENT AUDITOR'S REPORT

To the Members of the House of Assembly Management Commission
Province of Newfoundland and Labrador

I have audited the financial information of the House of Assembly and its statutory offices (the Assembly), which comprises the schedule of assets and liabilities as at March 31, 2013, the schedule of expenditure and related revenue, the schedule of gross expenditure and unexpended balances for the year then ended and a summary of significant accounting policies and other explanatory information. The financial information has been prepared by management of the Assembly to comply with the requirements of the *House of Assembly Accountability, Integrity and Administration Act* (the *Act*).

I have also audited, in accordance with section 43(6)(b) of the *Act*, the expenses incurred by the Assembly to determine whether they were in accordance with the policies of the House of Assembly Management Commission and, where applicable, the policies of the Executive Branch of Government.

As well, I have audited in accordance with section 43(6)(c) of the *Act*, the assessment of the Clerk of the House of Assembly of the effectiveness of the internal controls of the Assembly as at March 31, 2013.

Management's Responsibility for the Financial Information

The management of the Assembly is responsible for the preparation of this financial information in accordance with the accounting policies disclosed in Note 1 and for such internal control as management determines is necessary to enable the preparation of financial information that is free from material misstatement, whether due to fraud or error.

Auditor's Responsibility

My responsibility is to express an opinion on this financial information based on my audit. I conducted my audit in accordance with Canadian generally accepted auditing standards. Those standards require that I comply with ethical requirements and plan and perform the audit to obtain reasonable assurance about whether the financial information is free from material misstatement.

INDEPENDENT AUDITOR'S REPORT (cont.)

An audit involves performing procedures to obtain audit evidence about the amounts and disclosures in the financial information. The procedures selected depend on the judgment of the auditor, including the assessment of the risks of material misstatement of the financial information, whether due to fraud or error. In making those risk assessments, the auditor considers internal control relevant to the entity's preparation of the financial information in order to design audit procedures that are appropriate in the circumstances, but not typically for the purpose of expressing an opinion on the effectiveness of the entity's internal control. An audit also includes evaluating the appropriateness of accounting policies used and the reasonableness of accounting estimates made by management, as well as evaluating the overall presentation of the financial information.

I believe that the audit evidence I have obtained in all areas of responsibility is sufficient and appropriate to provide a basis for my audit opinion.

The internal control over financial reporting by the Assembly is a process designed to provide reasonable assurance regarding the reliability of financial reporting and the preparation of financial information. The internal control over financial reporting by the Assembly includes those policies and procedures that: (1) pertain to the maintenance of records that, in reasonable detail, accurately and fairly reflect the transactions and dispositions of the assets of the Assembly; (2) provide reasonable assurance that transactions are recorded as necessary to permit preparation of financial information in accordance with the accounting policies disclosed in the financial information, and that receipts and expenditures of the Assembly are being made only in accordance with proper authorizations; and (3) provide reasonable assurance regarding prevention or timely detection of unauthorized acquisition, use, or disposition of the assets of the Assembly that could have a material effect on the financial information.

Because of its inherent limitations, internal control over financial reporting may not prevent or detect misstatements. Also, projections of any evaluation of effectiveness to future periods are subject to the risk that controls may become inadequate because of changes in conditions, or that the degree of compliance with the policies or procedures may deteriorate.

Opinion

In my opinion, the financial information of the Assembly for the year ended March 31, 2013 is prepared, in all material respects, in accordance with the accounting policies disclosed in Note 1.


Also, in my opinion, the expenses incurred by the Assembly were in accordance with the policies of the House of Assembly Management Commission which were in place during the year and, where applicable, the policies of the Executive Branch of Government.

INDEPENDENT AUDITOR'S REPORT (cont.)

As well, in my opinion, the assessment of internal controls by the Clerk of the House of Assembly over financial reporting at the Assembly as at March 31, 2013, was fairly stated and the internal controls over financial reporting at the Assembly were operating effectively, in all material respects, as at that date.

Basis of Accounting

Without modifying my opinion, I draw attention to Note 1 to the financial information, which describes the basis of accounting. The financial information is prepared to assist the House of Assembly Management Commission to comply with the requirements of the *House of Assembly Accountability, Integrity and Administration Act*. As a result, the financial information may not be suitable for another purpose.



TERRY PADDON, CA
Auditor General

August 30, 2013
St. John's, Newfoundland and Labrador

**HOUSE OF ASSEMBLY AND ITS STATUTORY OFFICES
 PROVINCE OF NEWFOUNDLAND AND LABRADOR
 SCHEDULE OF ASSETS AND LIABILITIES**

March 31

2013

2012

Restated
(Note 9)

ASSETS

Cash held in trust (Note 2)	\$ 398	\$ 8,307
Accounts receivable (Note 3)	435,372	517,101
Prepaid expenses (Note 4)	101,189	58,997
Tangible capital assets (Note 5)	849,002	786,513
Total assets	\$ 1,385,961	\$ 1,370,918

LIABILITIES

Accounts payable	\$ 37,138	\$ 44,839
Accrued payroll	178,706	200,788
Accrued paid and annual leave	1,715,067	1,596,740
Accrued overtime	252,775	327,972
Accrued severance pay (Note 6)	4,212,975	3,958,264
Trust liability (Note 2)	398	8,307
Total liabilities	\$ 6,397,059	\$ 6,136,910

Pensions and Group Health and Life Insurance Benefits (Note 7)

Commitments (Note 8)

See accompanying notes

Signed on behalf of the House of Assembly
 Management Commission:

 Chair of the House of Assembly
 Management Commission

 Member of the House of Assembly
 Management Commission

HOUSE OF ASSEMBLY AND ITS STATUTORY OFFICES
PROVINCE OF NEWFOUNDLAND AND LABRADOR
SCHEDULE OF EXPENDITURE AND RELATED REVENUE
For the Year Ended March 31, 2013

	<u>Actual</u>	<u>Estimates</u>	
		<u>Amended</u>	<u>Original</u>
HOUSE OF ASSEMBLY			
Administrative Support			
Salaries	\$ 2,045,543	\$ 2,046,800	\$ 1,912,800
Employee benefits	4,713	7,000	7,000
Transportation and communications	42,268	69,800	69,800
Supplies	39,545	46,200	46,200
Professional services	127,663	199,500	220,000
Purchased services	44,589	58,400	92,000
Property, furnishings and equipment	101,123	105,100	130,000
	2,405,444	2,532,800	2,477,800
Revenue - Provincial	(318)	-	-
Total: Administrative Support	2,405,126	2,532,800	2,477,800
Legislative Library and Records Management			
Salaries	728,943	735,100	735,100
Employee benefits	3,503	3,700	3,700
Transportation and communications	10,390	12,700	16,700
Supplies	55,453	60,400	62,900
Professional services	9,700	9,700	7,200
Purchased services	9,696	14,400	14,400
Total: Legislative Library and Records Management	817,685	836,000	840,000
Hansard and the Broadcast Centre			
Salaries	664,390	664,400	659,300
Employee benefits	800	1,500	1,500
Transportation and communications	8,789	11,800	14,000
Supplies	8,221	9,000	9,000
Purchased services	331,440	334,500	301,700
Property, furnishings and equipment	179,848	179,900	10,000
Total: Hansard and the Broadcast Centre	1,193,488	1,201,100	995,500

HOUSE OF ASSEMBLY AND ITS STATUTORY OFFICES
PROVINCE OF NEWFOUNDLAND AND LABRADOR
SCHEDULE OF EXPENDITURE AND RELATED REVENUE
For the Year Ended March 31, 2013

	<u>Actual</u>	<u>Estimates</u>	
		<u>Amended</u>	<u>Original</u>
HOUSE OF ASSEMBLY (cont.)			
Members' Resources			
Salaries	6,211,984	6,418,900	6,505,000
Transportation and communications	4,941	15,000	15,000
Professional services	95,470	100,500	80,000
Purchased services	11,952	15,000	15,000
Allowances and assistance	1,958,075	2,684,000	2,829,000
Grants and subsidies	719	800	-
	8,283,141	9,234,200	9,444,000
<u>Revenue - Provincial</u>	<u>(83,963)</u>	<u>-</u>	<u>-</u>
Total: Members' Resources	8,199,178	9,234,200	9,444,000
House Operations			
Salaries	254,188	258,300	258,300
Employee benefits	3,700	9,900	9,900
Transportation and communications	58,908	125,000	135,500
Supplies	19,544	22,300	22,300
Professional services	-	3,900	3,900
Purchased services	59,036	59,900	43,200
Property, furnishings and equipment	269	1,700	1,700
Grants and subsidies	13,308	13,400	13,400
Total: House Operations	408,953	494,400	488,200
Government Members Caucus			
Salaries	648,142	654,700	654,700
Employee benefits	389	1,800	1,800
Transportation and communications	17,694	24,900	24,900
Supplies	6,590	12,700	12,700
Purchased services	3,491	10,500	10,500
Property, furnishings and equipment	600	3,500	3,500
Grants and subsidies	47,071	47,100	47,100
Total: Government Members Caucus	723,977	755,200	755,200

**HOUSE OF ASSEMBLY AND ITS STATUTORY OFFICES
PROVINCE OF NEWFOUNDLAND AND LABRADOR
SCHEDULE OF EXPENDITURE AND RELATED REVENUE
For the Year Ended March 31, 2013**

	<u>Actual</u>	<u>Estimates</u>	
		<u>Amended</u>	<u>Original</u>
HOUSE OF ASSEMBLY (cont.)			
Official Opposition Caucus			
Salaries	905,082	909,300	918,800
Employee benefits	4,890	4,900	2,000
Transportation and communications	57,787	64,200	70,000
Supplies	15,212	15,700	16,800
Professional services	4,000	4,000	-
Purchased services	25,690	26,400	16,900
Property, furnishings and equipment	596	3,800	3,800
Grants and subsidies	10,460	10,500	10,500
Total: Official Opposition Caucus	1,023,717	1,038,800	1,038,800
Third Party Caucus			
Salaries	444,110	450,400	450,400
Employee benefits	1,002	1,400	1,400
Transportation and communications	22,435	24,700	25,700
Supplies	6,030	6,800	11,800
Professional services	6,500	6,500	-
Purchased services	8,338	8,500	10,000
Property, furnishings and equipment	3,481	3,500	2,500
Grants and subsidies	10,460	10,500	10,500
Total: Third Party Caucus	502,356	512,300	512,300
TOTAL: HOUSE OF ASSEMBLY	15,274,480	16,604,800	16,551,800
OFFICE OF THE CHIEF ELECTORAL OFFICER			
Salaries	907,534	911,700	951,700
Employee benefits	2,932	5,000	5,000
Transportation and communications	24,071	62,000	62,000
Supplies	11,285	12,000	12,000
Professional services	60,668	70,000	70,000
Purchased services	142,948	163,000	163,000
Property, furnishings and equipment	8,634	9,000	9,000
Grants and subsidies	80,884	150,000	150,000
	1,238,956	1,382,700	1,422,700
Revenue - Provincial	(8,687)	-	-
Total: Office of the Chief Electoral Officer	1,230,269	1,382,700	1,422,700

**HOUSE OF ASSEMBLY AND ITS STATUTORY OFFICES
 PROVINCE OF NEWFOUNDLAND AND LABRADOR
 SCHEDULE OF EXPENDITURE AND RELATED REVENUE
 For the Year Ended March 31, 2013**

	<u>Actual</u>	<u>Estimates</u>	
		<u>Amended</u>	<u>Original</u>
OFFICE OF THE CITIZENS' REPRESENTATIVE			
Salaries	625,805	630,100	630,100
Employee benefits	5,575	6,100	4,000
Transportation and communications	24,008	47,200	47,200
Supplies	4,077	10,000	10,000
Professional services	4,375	42,700	42,700
Purchased services	78,645	104,700	106,800
<u>Property, furnishings and equipment</u>	4,530	5,000	5,000
Total: Office of the Citizens' Representative	747,015	845,800	845,800
OFFICE OF THE CHILD AND YOUTH ADVOCATE			
Salaries	1,008,061	1,008,300	991,300
Employee benefits	2,773	2,800	5,000
Transportation and communications	40,545	43,400	75,000
Supplies	7,238	9,000	10,000
Professional services	88,256	88,300	30,000
Purchased services	166,194	182,600	203,300
<u>Property, furnishings and equipment</u>	2,113	2,200	5,000
Total: Office of the Child and Youth Advocate	1,315,180	1,336,600	1,319,600
OFFICE OF THE INFORMATION AND PRIVACY COMMISSIONER			
Salaries	986,838	994,000	1,024,000
Employee benefits	8,032	18,800	18,800
Transportation and communications	41,176	65,700	65,700
Supplies	15,441	20,300	20,300
Professional services	13,332	95,000	95,000
Purchased services	109,453	169,200	169,200
<u>Property, furnishings and equipment</u>	18,603	20,000	20,000
Total: Office of the Information and Privacy Commissioner	1,192,875	1,383,000	1,413,000
TOTAL: HOUSE OF ASSEMBLY AND ITS STATUTORY OFFICES	\$ 19,759,819	\$ 21,552,900	\$ 21,552,900

See accompanying notes

**HOUSE OF ASSEMBLY AND ITS STATUTORY OFFICES
PROVINCE OF NEWFOUNDLAND AND LABRADOR
SCHEDULE OF GROSS EXPENDITURE AND UNEXPENDED BALANCES
For the Year Ended March 31, 2013**

Original estimates (net)	\$ 21,552,900
<u>Add back revenue estimates net of transfers and statutory payments</u>	<u>-</u>
Original estimates of expenditure	21,552,900
<u>Supplementary supply</u>	<u>-</u>
<u>Total appropriation</u>	<u>21,552,900</u>
Total net expenditure	19,759,819
<u>Add: revenue</u>	<u>92,968</u>
<u>Total gross expenditure</u>	<u>19,852,787</u>
<u>Unexpended balance of appropriation</u>	<u>\$ 1,700,113</u>

See accompanying notes

HOUSE OF ASSEMBLY AND ITS STATUTORY OFFICES
PROVINCE OF NEWFOUNDLAND AND LABRADOR
NOTES TO FINANCIAL INFORMATION
March 31, 2013

Authority, nature of operations and basis of consolidation

The House of Assembly of Newfoundland and Labrador consists of 48 Members each of whom has been elected by the voters in the Provincial district which they represent. The House of Assembly in conjunction with the Lieutenant-Governor is known as the Legislature and its main role is to be the official law maker for all Provincial legislation. The Assembly debates draft legislation, estimates etc. and approves legislation or amendments for signature by the Lieutenant-Governor (Royal Assent).

This financial information reflects the financial operations of the House of Assembly and its Statutory Offices, as defined by the *House of Assembly Accountability, Integrity and Administration Act*. This financial information does not include the financial information of the Office of the Auditor General, which is another Statutory Office of the House of Assembly. The financial information of the Office of the Auditor General is audited by an independent firm of public accountants and presented under separate cover.

1. Summary of Significant Accounting Policies

The Schedule of Assets and Liabilities has been prepared on the accrual basis of accounting, consistent with the basis of accounting used in the preparation of the Consolidated Revenue Fund financial statements of the Province of Newfoundland and Labrador.

The Schedule of Expenditure and Related Revenue and the Schedule of Gross Expenditure and Unexpended Balances have been prepared on the modified cash basis of accounting, consistent with the basis of accounting in the preparation of the Report on the Program Expenditures and Revenues of the Consolidated Revenue Fund. In addition to the actual expenditure and related revenue for the year, for information purposes, the Schedule of Expenditure and Related Revenue includes the original and amended estimates for the House of Assembly and its Statutory Offices.

The accounting policies are also consistent with those used in the preparation of the Consolidated Revenue Fund financial statements except that this financial information does not include a provision for accumulating non-vesting sick leave benefits and non-vesting severance benefits.

2. Cash held in trust

The \$398 (2012 - \$8,307) of cash held in trust is held by the Office of the Chief Electoral Officer. There is a corresponding liability for this amount. These monies, including nomination fees, were deposited by candidates in General Elections and in by-elections from funds provided to the candidates in support of their respective election campaigns.

Candidates' nomination fees of \$200 per candidate are held until candidates file papers to have these fees reimbursed. Excess funds that exceed the campaign limits per the *Elections Act, 1991* are held in trust until the next Provincial general election.

HOUSE OF ASSEMBLY AND ITS STATUTORY OFFICES
PROVINCE OF NEWFOUNDLAND AND LABRADOR
NOTES TO FINANCIAL INFORMATION
March 31, 2013

3. Accounts receivable

	<u>2013</u>	<u>2012</u>
Due from Judgment Enforcements		
- former Members of the House of Assembly	\$ 431,297	\$ 512,695
Other amounts due from Judgment Enforcements	2,602,795	2,602,795
Miscellaneous amounts	4,075	4,406
	<u>3,038,167</u>	<u>3,119,896</u>
Less: allowance for doubtful accounts	<u>2,602,795</u>	<u>2,602,795</u>
Total accounts receivable	\$ 435,372	\$ 517,101

The accounts receivable and the related allowance for doubtful accounts for amounts due from Judgment Enforcements - former Members of the House of Assembly and Other amounts due from Judgment Enforcements were provided by the Office of the Comptroller General.

4. Prepaid expenses

	<u>2013</u>	<u>2012</u>
Prepaid expenses consists of:		
Memberships and subscriptions	\$ 61,333	\$ 44,284
Training and development	11,780	7,142
Travel and other	28,076	7,571
Total prepaid expenses	\$ 101,189	\$ 58,997

5. Tangible capital assets

	<u>2013</u>			<u>2012</u>
	<u>Original Cost</u>	<u>Accumulated Amortization</u>	<u>Net Book Value</u>	<u>Net Book Value</u>
Furniture and equipment	\$1,442,383	\$ 593,381	\$ 849,002	\$ 786,513

These assets are amortized over a 10 year period.

HOUSE OF ASSEMBLY AND ITS STATUTORY OFFICES
PROVINCE OF NEWFOUNDLAND AND LABRADOR
NOTES TO FINANCIAL INFORMATION
March 31, 2013

6. Accrued severance pay

The liability for severance pay in the amount of \$4,212,975 (2012 - \$3,958,264) is reported on the accrual basis of accounting on the Schedule of Assets and Liabilities and is calculated based on years of service and current salary levels.

Members of the House of Assembly are eligible for severance pay when they cease to be Members. Severance pay for Members is based on one month's basic indemnity for each year of service and is prorated for part of the year's service. Minimum severance for Members is three months pay, while maximum is twelve months pay.

Severance pay for political support staff is based on the nature of the termination of employment. Entitlement to severance pay vests with one year or more of uninterrupted service. No provision has been made in this financial information for severance pay for political support staff with less than one year of uninterrupted service. Political support staff who have their employment terminated are entitled to severance pay equal to one month's salary for each year of service. Minimum severance is three months pay, while maximum is twelve months pay. Political support staff who voluntarily resign their positions are entitled to one week's pay for each year of service up to a maximum of twenty weeks.

Severance pay vests with other employees after nine years of uninterrupted service, and accordingly no provision has been made in this financial information for employees who have less than nine years of uninterrupted service with the Province. Severance pay, at the rate of one week's pay for each year of service up to a maximum of twenty weeks pay, is payable when the employee ceases employment with the Province.

7. Pensions and Group Health and Life Insurance Benefits

Members participate in the Members of the House of Assembly Pension Plan (MHA Pension Plan), as defined by the *Members of the House of Assembly Retiring Allowances Act*. Members who were contributing to another private or employer related pension plan may opt out of the MHA Pension Plan for their first General Assembly provided the decision is made prior to the first payment of salary. The Members are required to participate in the MHA Pension Plan upon subsequent re-election.

The staff of the House of Assembly and Statutory Offices participate in the Public Service Pension Plan (PSPP), as defined by the *Public Service Pension Act, 1991*, or the Government Money Purchase Pension Plan (GMPP).

Amounts are paid out of the Consolidated Revenue Fund (CRF) to match the pension contributions of Members and staff who participate in the PSPP or the MHA Pension Plan. Amounts are also paid out of the CRF to generally match the pension contributions of staff who participate in the GMPP. These amounts are costs of the Province of Newfoundland and Labrador, and are not reflected in this financial information as costs of the House of Assembly and its Statutory Offices.

HOUSE OF ASSEMBLY AND ITS STATUTORY OFFICES
PROVINCE OF NEWFOUNDLAND AND LABRADOR
NOTES TO FINANCIAL INFORMATION
March 31, 2013

7. Pensions and Group Health and Life Insurance Benefits (cont.)

Under the *Pensions Funding Act*, the Province is responsible for liabilities for the cost of future pensions in excess of the contributions made by employees, other plan participants and employers. Any unfunded pension liabilities relating to the Members or staff of the House of Assembly and its Statutory Offices are liabilities of the Province and are not reflected in this financial information.

All retired employees and Members of the Legislature who participate in the MHA Pension Plan or the PSPP are eligible to participate in the Province's Group Health and Life Insurance Program. Amounts are paid out of the CRF to match the amounts deducted from those who participate in this program. These amounts are costs of the Province of Newfoundland and Labrador and are not reflected in this financial information.

The Province is responsible for any liability relating to the group health and life insurance program. Any unfunded liabilities relating to the Members or staff of the House of Assembly and its Statutory Offices are liabilities of the Province and are not reflected in this financial information.

Details regarding the MHA Pension Plan, the PSPP, the GMPP and the Group, Health and Life Insurance Program are outlined in the Public Accounts of the Province of Newfoundland and Labrador.

8. Commitments

The House of Assembly and its Statutory Offices have outstanding commitments in the amount of \$1,609,374 relating to the lease of office accommodations. The schedule of payments related to these leases is as follows:

2014	\$ 534,882
2015	427,421
2016	352,565
2017	144,542
2018	115,980
Thereafter	<u>33,984</u>
	<u>\$ 1,609,374</u>

9. Prior period adjustment

The tangible capital assets net book value as at March 31, 2012 has been increased from \$612,385 to \$786,513 to include broadcast equipment not previously reflected in the financial information. This adjustment has been applied retroactively with restatement. The comparative figures for March 31, 2012 have been restated to reflect the impact of this prior period adjustment.

HOUSE OF ASSEMBLY AND ITS STATUTORY OFFICES
PROVINCE OF NEWFOUNDLAND AND LABRADOR
NOTES TO FINANCIAL INFORMATION
March 31, 2013

10. Comparative figures

Certain comparative figures have been reclassified to conform to current year's presentation.

11. Income taxes

The House of Assembly and its Statutory Offices are not subject to Provincial or Federal income taxes.

**HOUSE OF ASSEMBLY
AND ITS STATUTORY OFFICES
MANAGEMENT CERTIFICATION
MARCH 31, 2013**





**MANAGEMENT CERTIFICATION
HOUSE OF ASSEMBLY – MARCH 31, 2013**

Pursuant to Paragraph 28(3)(l) of the *House of Assembly Accountability, Integrity and Administration Act*,

I, **Sandra Barnes**, Clerk of the House of Assembly of Newfoundland and Labrador, certify that:

1. I have reviewed the financial information of the House of Assembly and Statutory Offices, as defined in the *House of Assembly Accountability, Integrity and Administration Act*, for the period ending March 31, 2013;
2. Based on my knowledge, the financial information does not contain any untrue statement of a material fact or omit to state a material fact required to be stated or that is necessary to make a statement not misleading in light of the circumstances under which it was made, with respect to the period covered by the financial information;
3. Based on my knowledge, the annual financial information presents in all material respects the results of transactions at the House of Assembly and Statutory Offices as defined in the *House of Assembly Accountability, Integrity and Administration Act*, as of the date and for the periods presented;
4. I am responsible for establishing and maintaining disclosure controls and procedures and internal control over financial reporting for the House of Assembly and Statutory Offices as defined in the *House of Assembly Accountability, Integrity and Administration Act*, and I have:
 - (a) designed such disclosure controls and procedures, or caused them to be designed under my supervision, to provide reasonable assurance that material information relating to the House of Assembly and Statutory Offices, as defined in the *House of Assembly Accountability, Integrity and Administration Act*, is made known to me by others, particularly during the period in which the financial information is being prepared;
 - (b) designed such internal control over financial reporting, or caused it to be designed under my supervision, to provide reasonable assurance regarding the reliability of financial reporting and the preparation of financial information in accordance with the required policies;
 - (c) evaluated the effectiveness of the disclosure controls and procedures as of March 31, 2013 and am satisfied with the effectiveness based on such evaluation; and
 - (d) evaluated the effectiveness of the internal control over financial reporting as of March 31, 2013 and am satisfied with the effectiveness based on such evaluation.


Clerk of the House of Assembly


Date

**House of Assembly Management Commission
Briefing Note**

Title: **Financial Reports - April 1, 2013 to September 30, 2013**

Issue: **Review of:**

- 1. Financial Performance of the Legislature; and**
- 2. Approved Allocations and Actual Expenditures of Members of the House of Assembly.**

Background:

- Paragraph 20(5)(a) of the *House of Assembly Accountability, Integrity and Administration Act* (the Act) states that the House of Assembly Management Commission shall “regularly, and at least quarterly, review the financial performance of the House of Assembly as well as the actual expenditures of members compared with approved allocations.”
- The details of the financial performance of the Legislature (excluding the Office of the Auditor General) are included in the attached Statement of Revenue and Expenditure for the six-month period ended September 30, 2013. The reports show the actual expenditures and revenues for the fiscal year. All known savings or overruns over budgeted amounts are identified in the report and explanations are provided for significant amounts.
- The details of the financial performance of the Office of the Auditor General are shown on a separate Statement of Revenue and Expenditure for the six-month period ended September 30, 2013. The reports show the actual expenditures and revenues for the fiscal year. All known savings or overruns over budgeted amounts are identified in the report and explanations are provided for any significant amounts.
- The actual expenditures compared with the approved allocations for each Member are included in the Members’ Expenditures Summarized by Category reports for the period April 1, 2013 to September 30, 2013. The Reports include the expenditures for September in the column entitled “Expenditures Processed 01-Sep-13 to 30-Sep-13 (Net of HST)” and the expenditures for the first two quarters in the column entitled “Expenditures Year to Date 01-Apr-13 to 30-Sep-13 (Net of HST)”.

Analysis:

Legal Consultation:

Not applicable

Internal Consultation(s):

Not applicable

External Consultation(s):

Not applicable

Comparison to Government Policy:

Not applicable

Financial Impact:

Not applicable

Legislative Impact:

Not applicable

Options:

Not applicable

Status:

Not applicable

Action Required:

- For review purposes

Prepared by: Wanda Lee Mercer

Approved by: Sandra Barnes

Approved by:

Date: December 4, 2013

Attachments:

1. Statement of Revenue and Expenditure – Legislature (excluding the Office of the Auditor General)
2. Statement of Revenue and Expenditure – Office of the Auditor General
3. Member Accountability and Disclosure Reports



LEGISLATURE (excluding The Office of the Auditor General)
STATEMENT OF REVENUE AND EXPENDITURE
For the Period 1 April 2013 to 30 September 2013
Unaudited

	Original Estimates	Operating Budget	Expenditures Plus Encumbrances & Revenues	Projected Total Expenditures & Revenue	Projected Savings (Over- runs) from Original Budget		Projected Savings (Over- runs) from Operating Budget
1.1.01. ADMINISTRATIVE SUPPORT							
01. Salaries	1,747,500	1,747,500	861,663	1,980,700	(233,200)	1	(233,200)
02. Employee Benefits	4,500	5,600	4,551	5,600	(1,100)		-
03. Transportation and Communications	64,800	64,800	26,794	52,800	12,000	2	12,000
04. Supplies	46,200	46,200	16,111	41,200	5,000	3	5,000
05. Professional Services	155,600	155,600	44,737	140,600	15,000	4	15,000
06. Purchased Services	72,000	70,900	12,360	41,900	30,100	5	29,000
07. Property, Furnishings and Equipment	122,500	122,500	11,999	47,500	75,000	6	75,000
	2,213,100	2,213,100	978,215	2,310,300	(97,200)		(97,200)
02. Revenue - Provincial	-	-	(1,066)	(1,066)	1,066		1,066
Total: Administrative Support	2,213,100	2,213,100	977,149	2,309,234	(96,134)	-	(96,134)

1. Projected overrun due to unbudgeted costs of salary continuance, severance payment, paid leave and overtime payouts.
2. Projected savings as travel to conferences less than anticipated.
3. Projected savings as expenditures for software and office supplies less than anticipated.
4. Projected savings as costs for IT support person and legal fees less than anticipated.
5. Projected savings as expenditures for printing, metering and training less than anticipated.
6. Projected savings as expenditures for office equipment is budgeted for the House of Assembly Service, Caucus and Statutory Offices in this activity. Funds transferred when required. Expenditures less than anticipated.



LEGISLATURE (excluding The Office of the Auditor General)
STATEMENT OF REVENUE AND EXPENDITURE
For the Period 1 April 2013 to 30 September 2013
Unaudited

	Original Estimates	Operating Budget	Expenditures Plus Encumbrances & Revenues	Projected Total Expenditures & Revenue	Projected Savings (Over- runs) from Original Budget		Projected Savings (Over- runs) from Operating Budget
1.1.02. LEGISLATIVE LIBRARY AND RECORDS MANAGEMENT							
01. Salaries	614,200	614,200	327,406	640,200	(26,000)	1	(26,000)
02. Employee Benefits	900	1,000	908	1,000	(100)		-
03. Transportation and Communications	10,000	9,900	2,080	4,900	5,100	2	5,000
04. Supplies	47,000	47,000	38,616	47,000	-		-
06. Purchased Services	8,500	8,500	600	8,500	-		-
Total: Legislative Library and Records Management	680,600	680,600	369,610	701,600	(21,000)		(21,000)

1. Projected overrun related to unbudgeted costs of salary continuance due to position elimination in 2012-13.

2. Projected savings as travel to conferences/training less than anticipated.



LEGISLATURE (excluding The Office of the Auditor General)
STATEMENT OF REVENUE AND EXPENDITURE
For the Period 1 April 2013 to 30 September 2013
Unaudited

	Original Estimates	Operating Budget	Expenditures Plus Encumbrances & Revenues	Projected Total Expenditures & Revenue	Projected Savings (Over- runs) from Original Budget	Projected Savings (Over- runs) from Operating Budget
1.1.03. HANSARD AND THE BROADCAST CENTRE						
01. Salaries	630,000	630,000	322,413	639,100	(9,100) ¹	(9,100)
02. Employee Benefits	600	600	250	600	-	-
03. Transportation and Communications	6,000	6,000	2,736	4,000	2,000	2,000
04. Supplies	7,900	7,900	2,200	7,900	-	-
06. Purchased Services	279,900	279,900	253,845	229,900	50,000 ²	50,000
07. Property, Furnishings and Equipment	10,000	10,000	239	200,000	(190,000) ³	(190,000)
Total: Hansard and the Broadcast Centre	934,400	934,400	581,683	1,081,500	(147,100)	(147,100)

1. Projected overrun related to unbudgeted costs of salary continuance due to position elimination in 2012-13.

2. Projected savings related to satellite charges as actual plus estimated sitting days for the House of Assembly and for Commission meetings to the end of the fiscal year less than the days budgeted.

3. Projected overrun related to unbudgeted costs of audio recording and transcription workflow management system replacement for Hansard.



LEGISLATURE (excluding The Office of the Auditor General)
STATEMENT OF REVENUE AND EXPENDITURE
For the Period 1 April 2013 to 30 September 2013
Unaudited

	Original Estimates	Operating Budget	Expenditures Plus Encumbrances & Revenues	Projected Total Expenditures & Revenue	Projected Savings (Over- runs) from Original Budget		Projected Savings (Over- runs) from Operating Budget
1.1.04. MEMBERS' RESOURCES							
01. Salaries	6,556,900	6,544,000	3,207,045	6,278,000	278,900	¹	266,000
03. Transportation and Communications	5,000	5,000	1,017	5,000	-		-
06. Purchased Services	10,000	10,000	735	10,000	-		-
09. Allowances and Assistance	2,365,600	2,365,600	951,801	1,923,600	442,000	²	442,000
10. Grants and Subsidies	1,400	1,400	557	600	800		800
	8,938,900	8,926,000	4,161,155	8,217,200	721,700		708,800
02. Revenue - Provincial	-	-	(32,141)	(63,346)	63,346	³	63,346
Total: Members' Resources	8,938,900	8,926,000	4,129,014	8,153,854	785,046		772,146

1. Projected savings as expenditures for Secretarial Pool, Constituency Assistants, Constituency Assistant replacements less than anticipated; unbudgeted costs of severance payments partially offset by savings from vacant seats.

2. Projected savings as expenditures for Member's allowances less than budgeted as it is anticipated that Members will not avail of maximum allowable

3. Revenues mainly related to repayment of excess constituency allowances.



LEGISLATURE (excluding The Office of the Auditor General)
STATEMENT OF REVENUE AND EXPENDITURE
For the Period 1 April 2013 to 30 September 2013
Unaudited

	Original Estimates	Operating Budget	Expenditures Plus Encumbrances & Revenues	Projected Total Expenditures & Revenue	Projected Savings (Over- runs) from Original Budget	Projected Savings (Over- runs) from Operating Budget
1.1.05. HOUSE OPERATIONS						
01. Salaries	266,900	266,900	120,933	345,700	(78,800) ¹	(78,800)
02. Employee Benefits	9,900	9,900	2,250	6,900	3,000	3,000
03. Transportation and Communications	145,500	145,500	31,596	95,500	50,000 ²	50,000
04. Supplies	17,500	17,500	4,016	17,500	-	-
05. Professional Services	3,900	3,900	-	1,400	2,500	2,500
06. Purchased Services	76,600	76,600	25,802	76,600	-	-
07. Property, Furnishings and Equipment	1,700	1,700	-	1,700	-	-
10. Grants and Subsidies	13,400	13,400	668	13,400	-	-
	<u>535,400</u>	<u>535,400</u>	<u>185,265</u>	<u>558,700</u>	<u>(23,300)</u>	<u>(23,300)</u>
02. Revenue - Provincial	(15,000)	(15,000)	-	(15,000)	-	-
Total: House Operations	<u>520,400</u>	<u>520,400</u>	<u>185,265</u>	<u>543,700</u>	<u>(23,300)</u>	<u>(23,300)</u>

1. Projected overrun due to costs associated with Speaker's Outreach Program.

2. Projected savings as travel to conferences less than anticipated.



LEGISLATURE (excluding The Office of the Auditor General)
STATEMENT OF REVENUE AND EXPENDITURE
For the Period 1 April 2013 to 30 September 2013
Unaudited

	Original Estimates	Operating Budget	Expenditures Plus Encumbrances & Revenues	Projected Total Expenditures & Revenue	Projected Savings (Over- runs) from Original Budget	Projected Savings (Over- runs) from Operating Budget
1.1.06. GOVERNMENT MEMBERS CAUCUS						
01. Salaries	632,800	632,800	312,013	632,800	-	-
02. Employee Benefits	1,800	1,800	1,123	1,800	-	-
03. Transportation and Communications	24,900	24,900	16,761	24,900	-	-
04. Supplies	12,700	12,700	5,605	12,700	-	-
06. Purchased Services	10,500	10,500	3,562	10,500	-	-
07. Property, Furnishings and Equipment	3,500	3,500	200	3,500	-	-
10. Grants and Subsidies	46,800	46,800	23,378	46,800	-	-
Total: Government Members Caucus	733,000	733,000	362,642	733,000	-	-



LEGISLATURE (excluding The Office of the Auditor General)
STATEMENT OF REVENUE AND EXPENDITURE
For the Period 1 April 2013 to 30 September 2013
Unaudited

	Original Estimates	Operating Budget	Expenditures Plus Encumbrances & Revenues	Projected Total Expenditures & Revenue	Projected Savings (Over- runs) from Original Budget	Projected Savings (Over- runs) from Operating Budget
1.1.07. OFFICIAL OPPOSITION CAUCUS						
01. Salaries	918,800	931,700	402,427	931,700	(12,900) ¹	-
02. Employee Benefits	2,000	2,000	754	2,000	-	-
03. Transportation and Communications	70,000	70,000	28,085	70,000	-	-
04. Supplies	16,800	16,800	10,084	16,800	-	-
06. Purchased Services	16,900	16,900	14,822	16,900	-	-
07. Property, Furnishings and Equipment	3,800	3,800	1,059	3,800	-	-
10. Grants and Subsidies	10,700	10,700	5,344	10,700	-	-
Total: Official Opposition Caucus	1,039,000	1,051,900	462,575	1,051,900	(12,900)	-

1. Projected overrun as variable funding was increased due to an increase of one Member for the Official Opposition Caucus.



LEGISLATURE (excluding The Office of the Auditor General)
STATEMENT OF REVENUE AND EXPENDITURE
For the Period 1 April 2013 to 30 September 2013
Unaudited

	Original Estimates	Operating Budget	Expenditures Plus Encumbrances & Revenues	Projected Total Expenditures & Revenue	Projected Savings (Over- runs) from Original Budget	Projected Savings (Over- runs) from Operating Budget
1.1.08. THIRD PARTY CAUCUS						
01. Salaries	450,400	450,400	228,040	450,400	-	-
02. Employee Benefits	1,400	1,400	429	1,400	-	-
03. Transportation and Communications	25,700	25,700	16,458	25,700	-	-
04. Supplies	11,800	11,800	2,476	11,800	-	-
06. Purchased Services	10,000	10,000	8,487	10,000	-	-
07. Property, Furnishings and Equipment	2,500	2,500	-	2,500	-	-
10. Grants and Subsidies	10,700	10,700	5,344	10,700	-	-
Total: Third Party Caucus	512,500	512,500	261,234	512,500	-	-
<hr/>						
TOTAL HOUSE OF ASSEMBLY	15,571,900	15,571,900	7,329,172	15,087,288	484,612	484,612



LEGISLATURE (excluding The Office of the Auditor General)
STATEMENT OF REVENUE AND EXPENDITURE
For the Period 1 April 2013 to 30 September 2013
Unaudited

	Original Estimates	Operating Budget	Expenditures Plus Encumbrances & Revenues	Projected Total Expenditures & Revenue	Projected Savings (Over- runs) from Original Budget	Projected Savings (Over- runs) from Operating Budget
3.1.01. OFFICE OF THE CHIEF ELECTORAL OFFICER						
01. Salaries	869,700	929,600	501,228	993,100	(123,400) ¹	(63,500)
02. Employee Benefits	4,500	4,500	458	4,500	-	-
03. Transportation and Communications	50,300	83,700	50,520	114,900	(64,600) ²	(31,200)
04. Supplies	9,000	10,500	2,988	11,000	(2,000)	(500)
05. Professional Services	88,000	88,000	20,502	88,000	-	-
06. Purchased Services	146,000	182,000	131,760	197,000	(51,000) ³	(15,000)
07. Property, Furnishings and Equipment	7,000	7,000	-	7,000	-	-
10. Grants and Subsidies	-	16,400	-	27,400	(27,400) ⁴	(11,000)
	1,174,500	1,321,700	707,456	1,442,900	(268,400)	(121,200)
02. Revenue - Provincial	-	-	-	-	-	-
Total: Office of the Chief Electoral Officer	1,174,500	1,321,700	707,456	1,442,900	(268,400)	(121,200)

1. Projected overrun due to unbudgeted by-elections and unbudgeted costs of severance payment, paid leave and retirement incentive.
2. Projected overrun due to unbudgeted by-elections.
3. Projected overrun due to unbudgeted by-elections.
4. Projected overrun due to unbudgeted by-elections.



LEGISLATURE (excluding The Office of the Auditor General)
STATEMENT OF REVENUE AND EXPENDITURE
For the Period 1 April 2013 to 30 September 2013
Unaudited

	Original Estimates	Operating Budget	Expenditures Plus Encumbrances & Revenues	Projected Total Expenditures & Revenue	Projected Savings (Over- runs) from Original Budget	Projected Savings (Over- runs) from Operating Budget
4.1.01. OFFICE OF THE CITIZENS' REPRESENTATIVE						
01. Salaries	565,500	565,500	310,943	617,900	(52,400) ¹	(52,400)
02. Employee Benefits	8,000	8,000	2,336	8,000	-	-
03. Transportation and Communications	46,200	46,200	14,773	46,200	-	-
04. Supplies	10,000	10,000	2,392	10,000	-	-
05. Professional Services	22,600	22,600	6,000	22,600	-	-
06. Purchased Services	94,400	94,400	61,900	94,400	-	-
07. Property, Furnishings and Equipment	5,000	5,000	2,284	5,000	-	-
Total: Office of the Citizens' Representative	751,700	751,700	400,628	804,100	(52,400)	(52,400)

1. Projected overrun related to unbudgeted costs of salary continuance due to position elimination in 2012-13.



LEGISLATURE (excluding The Office of the Auditor General)
STATEMENT OF REVENUE AND EXPENDITURE
For the Period 1 April 2013 to 30 September 2013
Unaudited

	Original Estimates	Operating Budget	Expenditures Plus Encumbrances & Revenues	Projected Total Expenditures & Revenue	Projected Savings (Over- runs) from Original Budget		Projected Savings (Over- runs) from Operating Budget
5.1.01. OFFICE OF THE CHILD AND YOUTH ADVOCATE							
01. Salaries	919,000	919,000	502,486	1,014,300	(95,300)	1	(95,300)
02. Employee Benefits	3,500	3,500	1,400	1,900	1,600		1,600
03. Transportation and Communications	65,000	65,000	35,525	53,000	12,000	2	12,000
04. Supplies	6,000	6,000	2,147	6,000	-		-
05. Professional Services	25,000	25,000	7,123	15,000	10,000	3	10,000
06. Purchased Services	165,900	165,900	138,706	159,900	6,000	4	6,000
07. Property, Furnishings and Equipment	4,000	4,000	3,882	4,000	-		-
Total: Office of the Child and Youth Advocate	1,188,400	1,188,400	691,269	1,254,100	(65,700)		(65,700)

1. Projected overrun related to unbudgeted costs of salary continuance due to position elimination in 2012-13.
2. Projected savings as travel to advocacy clinics and conferences less than anticipated.
3. Projected savings as legal and consulting services costs less than anticipated.
4. Projected savings as training, printing and transcription services less than anticipated.



LEGISLATURE (excluding The Office of the Auditor General)
STATEMENT OF REVENUE AND EXPENDITURE
For the Period 1 April 2013 to 30 September 2013
Unaudited

	Original Estimates	Operating Budget	Expenditures Plus Encumbrances & Revenues	Projected Total Expenditures & Revenue	Projected Savings (Over- runs) from Original Budget	Projected Savings (Over- runs) from Operating Budget
6.1.01. OFFICE OF THE INFORMATION AND PRIVACY COMMISSIONER						
01. Salaries	991,400	991,400	496,171	993,600	(2,200)	(2,200)
02. Employee Benefits	4,500	4,500	350	4,500	-	-
03. Transportation and Communications	32,200	32,200	12,216	32,200	-	-
04. Supplies	10,300	10,300	7,640	10,300	-	-
05. Professional Services	40,000	40,000	26,290	40,000	-	-
06. Purchased Services	151,500	151,500	78,266	91,500	60,000	60,000
07. Property, Furnishings and Equipment	1,000	1,000	-	1,000	-	-
	1,230,900	1,230,900	620,933	1,173,100	57,800	57,800
02. Revenue - Provincial	-	-	(949)	(949)	949	949
Total: Office of the Information and Commissioner	1,230,900	1,230,900	619,984	1,172,151	58,749	58,749
1. Projected savings as delay in tender for new leased space.						
TOTAL LEGISLATURE (Excluding the Office of Auditor General)	19,917,400	20,064,600	9,748,509	19,760,539	156,861	304,061



OFFICE OF THE AUDITOR GENERAL
STATEMENT OF REVENUE AND EXPENDITURE
For the Period 1 April 2013 to 30 September 2013
Unaudited

	Original Estimates	Operating Budget	Actual Expenditures and Revenue	Projected Total Expenditures and Revenue	Projected Savings (Over- runs) from Original Budget	Projected Savings (Over- runs) from Operating Budget
2.1.03. AUDIT OPERATIONS						
01. Salaries	2,190,600	2,190,600	1,191,284	2,260,600	(70,000) ¹	(70,000)
02. Employee Benefits	81,300	81,300	34,475	81,300	-	-
03. Transportation and Communications	72,500	72,500	34,798	72,500	-	-
05. Professional Services	10,000	10,000	-	10,000	-	-
	2,354,400	2,354,400	1,260,557	2,424,400	(70,000)	(70,000)
02. Revenue - Provincial	(262,700)	(262,700)	(100,000)	(262,700)	-	-
Total: Audit Operations	2,091,700	2,091,700	1,160,557	2,161,700	(70,000)	(70,000)
Total: OFFICE OF THE AUDITOR GENERAL	3,112,400	3,112,400	1,701,743	3,182,400	(70,000)	(70,000)

¹ Projected Overrun: Retirement payout for former employee - retirement incentive program; audit promotions and steps; offset by savings due to employee on leave without pay for a portion of the fiscal year.



House of Assembly
Newfoundland and Labrador
Member Accountability and Disclosure Report
Expenditures Summarized by Category
01-Apr-13 to 30-Sep-13

BALL, DWIGHT, MHA

Allowance Category	Expenditure Limit for Fiscal Year 2013/14 (Net of HST)	Expenditures Processed 01-Apr-13 to 30-Sep-13 (Net of HST)	Expenditures Year to Date 01-Apr-13 to 30-Sep-13 (Net of HST)	Funds Available (Net of HST)	Percent Expended to Date
Office Allowances					
Office Accommodations	9,888.00	4,944.00	4,944.00	4,944.00	50.0%
Rental of Short-term Accommodations	--	0.00	0.00	--	--
Office Start-up Costs	427.00	172.99	172.99	254.01	40.5%
Office Operations	10,801.00	955.87	955.87	9,845.13	8.8%
Total Office Allowances		6,072.86	6,072.86		
Operational Resources					
Operational Resources	--	2,242.00	2,242.00	--	--
Total Operational Resources		2,242.00	2,242.00		
Travel & Living Allowances					
House in Session	--	5,420.14	5,420.14	--	--
House Not in Session	--	775.89	775.89	--	--
Intra & Extra-Constituency Travel	10,619.00	256.59	256.59	10,362.41	2.4%
Helicopter Travel	--	0.00	0.00	--	--
Total Travel & Living Allowances		6,452.62	6,452.62		
Constituency Allowance					
Constituency Allowance	2,655.00	196.35	196.35	2,458.65	7.4%
Total Constituency Allowance		196.35	196.35		
Total Expenditures					
		14,963.83	14,963.83		

---- End of Report ----



House of Assembly
Newfoundland and Labrador
Member Accountability and Disclosure Report
Expenditures Summarized by Category
01-Apr-13 to 30-Sep-13

BENNETT, JIM, MHA

Allowance Category	Expenditure Limit for Fiscal Year 2013/14 (Net of HST)	Expenditures Processed 01-Apr-13 to 30-Sep-13 (Net of HST)	Expenditures Year to Date 01-Apr-13 to 30-Sep-13 (Net of HST)	Funds Available (Net of HST)	Percent Expended to Date
Office Allowances					
Office Accommodations	14,100.00	7,050.00	7,050.00	7,050.00	50.0%
Rental of Short-term Accommodations	--	0.00	0.00	--	--
Office Start-up Costs	653.00	0.00	0.00	653.00	0.0%
Office Operations	10,801.00	4,176.14	4,176.14	6,624.86	38.7%
Total Office Allowances		11,226.14	11,226.14		
Operational Resources					
Operational Resources	--	1,864.42	1,864.42	--	--
Total Operational Resources		1,864.42	1,864.42		
Travel & Living Allowances					
House in Session	--	7,142.59	7,142.59	--	--
House Not in Session	--	6,836.03	6,836.03	--	--
Intra & Extra-Constituency Travel	10,421.00	1,796.96	1,796.96	8,624.04	17.2%
Helicopter Travel	--	0.00	0.00	--	--
Total Travel & Living Allowances		15,775.58	15,775.58		
Constituency Allowance					
Constituency Allowance	2,655.00	312.22	312.22	2,342.78	11.8%
Total Constituency Allowance		312.22	312.22		
Total Expenditures					
		29,178.36	29,178.36		

---- End of Report ----



House of Assembly
Newfoundland and Labrador
Member Accountability and Disclosure Report
Expenditures Summarized by Category
01-Apr-13 to 30-Sep-13

BRAZIL, DAVID, MHA

Allowance Category	Expenditure Limit for Fiscal Year 2013/14 (Net of HST)	Expenditures Processed 01-Apr-13 to 30-Sep-13 (Net of HST)	Expenditures Year to Date 01-Apr-13 to 30-Sep-13 (Net of HST)	Funds Available (Net of HST)	Percent Expended to Date
Office Allowances					
Office Accommodations	--	0.00	0.00	--	--
Rental of Short-term Accommodations	--	0.00	0.00	--	--
Office Start-up Costs	--	0.00	0.00	--	--
Office Operations	10,801.00	4,401.74	4,401.74	6,399.26	40.8%
Total Office Allowances		4,401.74	4,401.74		
Operational Resources					
Operational Resources	--	1,384.49	1,384.49	--	--
Total Operational Resources		1,384.49	1,384.49		
Travel & Living Allowances					
House in Session	--	0.00	0.00	--	--
House Not in Session	--	0.00	0.00	--	--
Intra & Extra-Constituency Travel	6,813.00	4,442.88	4,442.88	2,370.12	65.2%
Helicopter Travel	--	0.00	0.00	--	--
Total Travel & Living Allowances		4,442.88	4,442.88		
Constituency Allowance					
Constituency Allowance	2,655.00	1,025.20	1,025.20	1,629.80	38.6%
Total Constituency Allowance		1,025.20	1,025.20		
Total Expenditures		11,254.31	11,254.31		

---- End of Report ----



House of Assembly
Newfoundland and Labrador
Member Accountability and Disclosure Report
Expenditures Summarized by Category
01-Apr-13 to 30-Sep-13

COLLINS, FELIX, MHA

Allowance Category	Expenditure Limit for Fiscal Year 2013/14 (Net of HST)	Expenditures Processed 01-Apr-13 to 30-Sep-13 (Net of HST)	Expenditures Year to Date 01-Apr-13 to 30-Sep-13 (Net of HST)	Funds Available (Net of HST)	Percent Expended to Date
Office Allowances					
Office Accommodations	--	0.00	0.00	--	--
Rental of Short-term Accommodations	--	0.00	0.00	--	--
Office Start-up Costs	--	0.00	0.00	--	--
Office Operations	10,801.00	3,902.62	3,902.62	6,898.38	36.1%
Total Office Allowances		3,902.62	3,902.62		
Operational Resources					
Operational Resources	--	951.92	951.92	--	--
Total Operational Resources		951.92	951.92		
Travel & Living Allowances					
House in Session	--	118.17	118.17	--	--
House Not in Session	--	434.86	434.86	--	--
Intra & Extra-Constituency Travel	10,178.00	102.93	102.93	10,075.07	1.0%
Helicopter Travel	--	0.00	0.00	--	--
Total Travel & Living Allowances		655.96	655.96		
Constituency Allowance					
Constituency Allowance	2,655.00	150.50	150.50	2,504.50	5.7%
Total Constituency Allowance		150.50	150.50		
Total Expenditures		5,661.00	5,661.00		

---- End of Report ----



House of Assembly
Newfoundland and Labrador
Member Accountability and Disclosure Report
Expenditures Summarized by Category
01-Apr-13 to 30-Sep-13

COLLINS, SANDY, MHA

Allowance Category	Expenditure Limit for Fiscal Year 2013/14 (Net of HST)	Expenditures Processed 01-Apr-13 to 30-Sep-13 (Net of HST)	Expenditures Year to Date 01-Apr-13 to 30-Sep-13 (Net of HST)	Funds Available (Net of HST)	Percent Expended to Date
Office Allowances					
Office Accommodations	12,000.00	6,000.00	6,000.00	6,000.00	50.0%
Rental of Short-term Accommodations	--	0.00	0.00	--	--
Office Start-up Costs	--	0.00	0.00	--	--
Office Operations	10,801.00	1,011.86	1,011.86	9,789.14	9.4%
Total Office Allowances		7,011.86	7,011.86		
Operational Resources					
Operational Resources	--	2,730.46	2,730.46	--	--
Total Operational Resources		2,730.46	2,730.46		
Travel & Living Allowances					
House in Session	--	3,773.56	3,773.56	--	--
House Not in Session	--	782.35	782.35	--	--
Intra & Extra-Constituency Travel	9,030.00	6,296.27	6,296.27	2,733.73	69.7%
Helicopter Travel	--	0.00	0.00	--	--
Total Travel & Living Allowances		10,852.18	10,852.18		
Constituency Allowance					
Constituency Allowance	2,655.00	567.38	567.38	2,087.62	21.4%
Total Constituency Allowance		567.38	567.38		
Total Expenditures					
		21,161.88	21,161.88		

---- End of Report ----



House of Assembly
Newfoundland and Labrador
Member Accountability and Disclosure Report
Expenditures Summarized by Category
01-Apr-13 to 30-Sep-13

CORNECT, TONY, MHA

Allowance Category	Expenditure Limit for Fiscal Year 2013/14 (Net of HST)	Expenditures Processed 01-Apr-13 to 30-Sep-13 (Net of HST)	Expenditures Year to Date 01-Apr-13 to 30-Sep-13 (Net of HST)	Funds Available (Net of HST)	Percent Expended to Date
Office Allowances					
Office Accommodations	8,963.00	4,481.40	4,481.40	4,481.60	50.0%
Rental of Short-term Accommodations	--	0.00	0.00	--	--
Office Start-up Costs	--	0.00	0.00	--	--
Office Operations	10,801.00	2,866.86	2,866.86	7,934.14	26.5%
Total Office Allowances		7,348.26	7,348.26		
Operational Resources					
Operational Resources	--	1,369.37	1,369.37	--	--
Total Operational Resources		1,369.37	1,369.37		
Travel & Living Allowances					
House in Session	--	6,752.44	6,752.44	--	--
House Not in Session	--	885.82	885.82	--	--
Intra & Extra-Constituency Travel	6,018.00	439.09	439.09	5,578.91	7.3%
Helicopter Travel	--	0.00	0.00	--	--
Total Travel & Living Allowances		8,077.35	8,077.35		
Constituency Allowance					
Constituency Allowance	2,655.00	0.00	0.00	2,655.00	0.0%
Total Constituency Allowance		0.00	0.00		
Total Expenditures					
		16,794.98	16,794.98		

---- End of Report ----



House of Assembly
Newfoundland and Labrador
Member Accountability and Disclosure Report
Expenditures Summarized by Category
01-Apr-13 to 30-Sep-13

CROSS, ELI, MHA

Allowance Category	Expenditure Limit for Fiscal Year 2013/14 (Net of HST)	Expenditures Processed 01-Apr-13 to 30-Sep-13 (Net of HST)	Expenditures Year to Date 01-Apr-13 to 30-Sep-13 (Net of HST)	Funds Available (Net of HST)	Percent Expended to Date
Office Allowances					
Office Accommodations	--	0.00	0.00	--	--
Rental of Short-term Accommodations	--	0.00	0.00	--	--
Office Start-up Costs	723.00	0.00	0.00	723.00	0.0%
Office Operations	10,801.00	294.21	294.21	10,506.79	2.7%
Total Office Allowances		294.21	294.21		
Operational Resources					
Operational Resources	--	1,262.23	1,262.23	--	--
Total Operational Resources		1,262.23	1,262.23		
Travel & Living Allowances					
House in Session	--	3,657.78	3,657.78	--	--
House Not in Session	--	3,348.21	3,348.21	--	--
Intra & Extra-Constituency Travel	8,937.00	2,916.22	2,916.22	6,020.78	32.6%
Helicopter Travel	--	0.00	0.00	--	--
Total Travel & Living Allowances		9,922.21	9,922.21		
Constituency Allowance					
Constituency Allowance	2,655.00	350.74	350.74	2,304.26	13.2%
Total Constituency Allowance		350.74	350.74		
Total Expenditures					
		11,829.39	11,829.39		

---- End of Report ----



House of Assembly
Newfoundland and Labrador
Member Accountability and Disclosure Report
Expenditures Summarized by Category
01-Apr-13 to 30-Sep-13

CRUMMELL, DAN, MHA

Allowance Category	Expenditure Limit for Fiscal Year 2013/14 (Net of HST)	Expenditures Processed 01-Apr-13 to 30-Sep-13 (Net of HST)	Expenditures Year to Date 01-Apr-13 to 30-Sep-13 (Net of HST)	Funds Available (Net of HST)	Percent Expended to Date
Office Allowances					
Office Accommodations	--	0.00	0.00	--	--
Rental of Short-term Accommodations	--	0.00	0.00	--	--
Office Start-up Costs	871.00	0.00	0.00	871.00	0.0%
Office Operations	10,801.00	0.00	0.00	10,801.00	0.0%
Total Office Allowances		0.00	0.00		
Operational Resources					
Operational Resources	--	943.71	943.71	--	--
Total Operational Resources		943.71	943.71		
Travel & Living Allowances					
House in Session	--	0.00	0.00	--	--
House Not in Session	--	0.00	0.00	--	--
Intra & Extra-Constituency Travel	5,310.00	0.00	0.00	5,310.00	0.0%
Helicopter Travel	--	0.00	0.00	--	--
Total Travel & Living Allowances		0.00	0.00		
Constituency Allowance					
Constituency Allowance	2,655.00	0.00	0.00	2,655.00	0.0%
Total Constituency Allowance		0.00	0.00		
Total Expenditures		943.71	943.71		

---- End of Report ----



House of Assembly
Newfoundland and Labrador
Member Accountability and Disclosure Report
Expenditures Summarized by Category
01-Apr-13 to 30-Sep-13

DALLEY, DERRICK, MHA

Allowance Category	Expenditure Limit for Fiscal Year 2013/14 (Net of HST)	Expenditures Processed 01-Apr-13 to 30-Sep-13 (Net of HST)	Expenditures Year to Date 01-Apr-13 to 30-Sep-13 (Net of HST)	Funds Available (Net of HST)	Percent Expended to Date
Office Allowances					
Office Accommodations	12,000.00	6,000.00	6,000.00	6,000.00	50.0%
Rental of Short-term Accommodations	--	0.00	0.00	--	--
Office Start-up Costs	--	0.00	0.00	--	--
Office Operations	10,801.00	1,305.48	1,305.48	9,495.52	12.1%
Total Office Allowances		7,305.48	7,305.48		
Operational Resources					
Operational Resources	--	2,260.17	2,260.17	--	--
Total Operational Resources		2,260.17	2,260.17		
Travel & Living Allowances					
House in Session	--	6,468.11	6,468.11	--	--
House Not in Session	--	243.53	243.53	--	--
Intra & Extra-Constituency Travel	8,675.00	1,239.74	1,239.74	7,435.26	14.3%
Helicopter Travel	--	0.00	0.00	--	--
Total Travel & Living Allowances		7,951.38	7,951.38		
Constituency Allowance					
Constituency Allowance	2,655.00	216.23	216.23	2,438.77	8.1%
Total Constituency Allowance		216.23	216.23		
Total Expenditures					
		17,733.26	17,733.26		

---- End of Report ----



House of Assembly
Newfoundland and Labrador
Member Accountability and Disclosure Report
Expenditures Summarized by Category
01-Apr-13 to 30-Sep-13

DAVIS, PAUL, MHA

Allowance Category	Expenditure Limit for Fiscal Year 2013/14 (Net of HST)	Expenditures Processed 01-Apr-13 to 30-Sep-13 (Net of HST)	Expenditures Year to Date 01-Apr-13 to 30-Sep-13 (Net of HST)	Funds Available (Net of HST)	Percent Expended to Date
Office Allowances					
Office Accommodations	--	0.00	0.00	--	--
Rental of Short-term Accommodations	--	0.00	0.00	--	--
Office Start-up Costs	--	0.00	0.00	--	--
Office Operations	10,801.00	3,099.71	3,099.71	7,701.29	28.7%
Total Office Allowances		3,099.71	3,099.71		
Operational Resources					
Operational Resources	--	707.09	707.09	--	--
Total Operational Resources		707.09	707.09		
Travel & Living Allowances					
House in Session	--	0.00	0.00	--	--
House Not in Session	--	0.00	0.00	--	--
Intra & Extra-Constituency Travel	5,310.00	0.00	0.00	5,310.00	0.0%
Helicopter Travel	--	0.00	0.00	--	--
Total Travel & Living Allowances		0.00	0.00		
Constituency Allowance					
Constituency Allowance	2,655.00	130.29	130.29	2,524.71	4.9%
Total Constituency Allowance		130.29	130.29		
Total Expenditures					
		3,937.09	3,937.09		

---- End of Report ----



House of Assembly
Newfoundland and Labrador
Member Accountability and Disclosure Report
Expenditures Summarized by Category
01-Apr-13 to 30-Sep-13

DEMPSTER, LISA, MHA

Allowance Category	Expenditure Limit for Fiscal Year 2013/14 (Net of HST)	Expenditures Processed 01-Apr-13 to 30-Sep-13 (Net of HST)	Expenditures Year to Date 01-Apr-13 to 30-Sep-13 (Net of HST)	Funds Available (Net of HST)	Percent Expended to Date
Office Allowances					
Office Accommodations	--	0.00	0.00	--	--
Rental of Short-term Accommodations	--	0.00	0.00	--	--
Office Start-up Costs	885.00	203.24	203.24	681.76	23.0%
Office Operations	8,146.00	241.84	241.84	7,904.16	3.0%
Total Office Allowances		445.08	445.08		
Operational Resources					
Operational Resources	--	885.25	885.25	--	--
Total Operational Resources		885.25	885.25		
Travel & Living Allowances					
House in Session	--	0.00	0.00	--	--
House Not in Session	--	6,154.59	6,154.59	--	--
Intra & Extra-Constituency Travel	17,379.00	2,758.18	2,758.18	14,620.82	15.9%
Helicopter Travel	14,256.00	0.00	0.00	14,256.00	0.0%
Total Travel & Living Allowances		8,912.77	8,912.77		
Constituency Allowance					
Constituency Allowance	2,037.00	327.85	327.85	1,709.15	16.1%
Total Constituency Allowance		327.85	327.85		
Total Expenditures		10,570.95	10,570.95		

---- End of Report ----



House of Assembly
Newfoundland and Labrador
Member Accountability and Disclosure Report
Expenditures Summarized by Category
01-Apr-13 to 30-Sep-13

DINN, JOHN, MHA

Allowance Category	Expenditure Limit for Fiscal Year 2013/14 (Net of HST)	Expenditures Processed 01-Apr-13 to 30-Sep-13 (Net of HST)	Expenditures Year to Date 01-Apr-13 to 30-Sep-13 (Net of HST)	Funds Available (Net of HST)	Percent Expended to Date
Office Allowances					
Office Accommodations	--	0.00	0.00	--	--
Rental of Short-term Accommodations	--	0.00	0.00	--	--
Office Start-up Costs	--	0.00	0.00	--	--
Office Operations	10,801.00	646.59	646.59	10,154.41	6.0%
Total Office Allowances		646.59	646.59		
Operational Resources					
Operational Resources	--	878.75	878.75	--	--
Total Operational Resources		878.75	878.75		
Travel & Living Allowances					
House in Session	--	0.00	0.00	--	--
House Not in Session	--	0.00	0.00	--	--
Intra & Extra-Constituency Travel	6,372.00	0.00	0.00	6,372.00	0.0%
Helicopter Travel	--	0.00	0.00	--	--
Total Travel & Living Allowances		0.00	0.00		
Constituency Allowance					
Constituency Allowance	2,655.00	0.00	0.00	2,655.00	0.0%
Total Constituency Allowance		0.00	0.00		
Total Expenditures		1,525.34	1,525.34		

---- End of Report ----



House of Assembly
Newfoundland and Labrador
Member Accountability and Disclosure Report
Expenditures Summarized by Category
01-Apr-13 to 30-Sep-13

DUNDERDALE, KATHY, MHA

Allowance Category	Expenditure Limit for Fiscal Year 2013/14 (Net of HST)	Expenditures Processed 01-Apr-13 to 30-Sep-13 (Net of HST)	Expenditures Year to Date 01-Apr-13 to 30-Sep-13 (Net of HST)	Funds Available (Net of HST)	Percent Expended to Date
Office Allowances					
Office Accommodations	--	0.00	0.00	--	--
Rental of Short-term Accommodations	--	0.00	0.00	--	--
Office Start-up Costs	--	0.00	0.00	--	--
Office Operations	10,801.00	0.00	0.00	10,801.00	0.0%
Total Office Allowances		0.00	0.00		
Operational Resources					
Operational Resources	--	0.00	0.00	--	--
Total Operational Resources		0.00	0.00		
Travel & Living Allowances					
House in Session	--	0.00	0.00	--	--
House Not in Session	--	0.00	0.00	--	--
Intra & Extra-Constituency Travel	5,310.00	0.00	0.00	5,310.00	0.0%
Helicopter Travel	--	0.00	0.00	--	--
Total Travel & Living Allowances		0.00	0.00		
Constituency Allowance					
Constituency Allowance	2,655.00	0.00	0.00	2,655.00	0.0%
Total Constituency Allowance		0.00	0.00		
Total Expenditures					
		0.00	0.00		

---- End of Report ----



House of Assembly
Newfoundland and Labrador
Member Accountability and Disclosure Report
Expenditures Summarized by Category
01-Apr-13 to 30-Sep-13

EDMUNDS, RANDY, MHA

Allowance Category	Expenditure Limit for Fiscal Year 2013/14 (Net of HST)	Expenditures Processed 01-Apr-13 to 30-Sep-13 (Net of HST)	Expenditures Year to Date 01-Apr-13 to 30-Sep-13 (Net of HST)	Funds Available (Net of HST)	Percent Expended to Date
Office Allowances					
Office Accommodations	--	0.00	0.00	--	--
Rental of Short-term Accommodations	--	0.00	0.00	--	--
Office Start-up Costs	228.00	226.44	226.44	1.56	99.3%
Office Operations	10,801.00	205.06	205.06	10,595.94	1.9%
Total Office Allowances		431.50	431.50		
Operational Resources					
Operational Resources	--	2,488.60	2,488.60	--	--
Total Operational Resources		2,488.60	2,488.60		
Travel & Living Allowances					
House in Session	--	9,128.89	9,128.89	--	--
House Not in Session	--	3,809.13	3,809.13	--	--
Intra & Extra-Constituency Travel	19,290.00	5,429.20	5,429.20	13,860.80	28.1%
Helicopter Travel	8,656.00	0.00	0.00	8,656.00	0.0%
Total Travel & Living Allowances		18,367.22	18,367.22		
Constituency Allowance					
Constituency Allowance	2,655.00	485.81	485.81	2,169.19	18.3%
Total Constituency Allowance		485.81	485.81		
Total Expenditures					
		21,773.13	21,773.13		

---- End of Report ----



House of Assembly
Newfoundland and Labrador
Member Accountability and Disclosure Report
Expenditures Summarized by Category
01-Apr-13 to 30-Sep-13

FORSEY, CLAYTON, MHA

Allowance Category	Expenditure Limit for Fiscal Year 2013/14 (Net of HST)	Expenditures Processed 01-Apr-13 to 30-Sep-13 (Net of HST)	Expenditures Year to Date 01-Apr-13 to 30-Sep-13 (Net of HST)	Funds Available (Net of HST)	Percent Expended to Date
Office Allowances					
Office Accommodations	19,200.00	9,600.00	9,600.00	9,600.00	50.0%
Rental of Short-term Accommodations	--	0.00	0.00	--	--
Office Start-up Costs	--	0.00	0.00	--	--
Office Operations	10,801.00	1,396.57	1,396.57	9,404.43	12.9%
Total Office Allowances		10,996.57	10,996.57		
Operational Resources					
Operational Resources	--	1,549.52	1,549.52	--	--
Total Operational Resources		1,549.52	1,549.52		
Travel & Living Allowances					
House in Session	--	3,767.81	3,767.81	--	--
House Not in Session	--	2,734.31	2,734.31	--	--
Intra & Extra-Constituency Travel	8,937.00	3,080.28	3,080.28	5,856.72	34.5%
Helicopter Travel	--	0.00	0.00	--	--
Total Travel & Living Allowances		9,582.40	9,582.40		
Constituency Allowance					
Constituency Allowance	2,655.00	262.53	262.53	2,392.47	9.9%
Total Constituency Allowance		262.53	262.53		
Total Expenditures					
		22,391.02	22,391.02		

---- End of Report ----



House of Assembly
Newfoundland and Labrador
Member Accountability and Disclosure Report
Expenditures Summarized by Category
01-Apr-13 to 30-Sep-13

FRENCH, TERRY, MHA

Allowance Category	Expenditure Limit for Fiscal Year 2013/14 (Net of HST)	Expenditures Processed 01-Apr-13 to 30-Sep-13 (Net of HST)	Expenditures Year to Date 01-Apr-13 to 30-Sep-13 (Net of HST)	Funds Available (Net of HST)	Percent Expended to Date
Office Allowances					
Office Accommodations	--	0.00	0.00	--	--
Rental of Short-term Accommodations	--	0.00	0.00	--	--
Office Start-up Costs	--	0.00	0.00	--	--
Office Operations	10,801.00	2,714.92	2,714.92	8,086.08	25.1%
Total Office Allowances		2,714.92	2,714.92		
Operational Resources					
Operational Resources	--	1,629.82	1,629.82	--	--
Total Operational Resources		1,629.82	1,629.82		
Travel & Living Allowances					
House in Session	--	0.00	0.00	--	--
House Not in Session	--	0.00	0.00	--	--
Intra & Extra-Constituency Travel	6,372.00	0.00	0.00	6,372.00	0.0%
Helicopter Travel	--	0.00	0.00	--	--
Total Travel & Living Allowances		0.00	0.00		
Constituency Allowance					
Constituency Allowance	2,655.00	317.81	317.81	2,337.19	12.0%
Total Constituency Allowance		317.81	317.81		
Total Expenditures		4,662.55	4,662.55		

---- End of Report ----



House of Assembly
Newfoundland and Labrador
Member Accountability and Disclosure Report
Expenditures Summarized by Category
01-Apr-13 to 30-Sep-13

GRANTER, VAUGHN, MHA

Allowance Category	Expenditure Limit for Fiscal Year 2013/14 (Net of HST)	Expenditures Processed 01-Apr-13 to 30-Sep-13 (Net of HST)	Expenditures Year to Date 01-Apr-13 to 30-Sep-13 (Net of HST)	Funds Available (Net of HST)	Percent Expended to Date
Office Allowances					
Office Accommodations	--	0.00	0.00	--	--
Rental of Short-term Accommodations	--	0.00	0.00	--	--
Office Start-up Costs	--	0.00	0.00	--	--
Office Operations	10,801.00	3,639.91	3,639.91	7,161.09	33.7%
Total Office Allowances		3,639.91	3,639.91		
Operational Resources					
Operational Resources	--	1,894.35	1,894.35	--	--
Total Operational Resources		1,894.35	1,894.35		
Travel & Living Allowances					
House in Session	--	7,005.90	7,005.90	--	--
House Not in Session	--	231.63	231.63	--	--
Intra & Extra-Constituency Travel	7,255.00	179.88	179.88	7,075.12	2.5%
Helicopter Travel	--	0.00	0.00	--	--
Total Travel & Living Allowances		7,417.41	7,417.41		
Constituency Allowance					
Constituency Allowance	2,655.00	125.00	125.00	2,530.00	4.7%
Total Constituency Allowance		125.00	125.00		
Total Expenditures					
		13,076.67	13,076.67		

---- End of Report ----



House of Assembly
Newfoundland and Labrador
Member Accountability and Disclosure Report
Expenditures Summarized by Category
01-Apr-13 to 30-Sep-13

HEDDERSON, TOM, MHA

Allowance Category	Expenditure Limit for Fiscal Year 2013/14 (Net of HST)	Expenditures Processed 01-Apr-13 to 30-Sep-13 (Net of HST)	Expenditures Year to Date 01-Apr-13 to 30-Sep-13 (Net of HST)	Funds Available (Net of HST)	Percent Expended to Date
Office Allowances					
Office Accommodations	16,200.00	8,100.00	8,100.00	8,100.00	50.0%
Rental of Short-term Accommodations	--	0.00	0.00	--	--
Office Start-up Costs	--	0.00	0.00	--	--
Office Operations	10,801.00	1,100.00	1,100.00	9,701.00	10.2%
Total Office Allowances		9,200.00	9,200.00		
Operational Resources					
Operational Resources	--	1,405.74	1,405.74	--	--
Total Operational Resources		1,405.74	1,405.74		
Travel & Living Allowances					
House in Session	--	0.00	0.00	--	--
House Not in Session	--	0.00	0.00	--	--
Intra & Extra-Constituency Travel	6,105.00	326.09	326.09	5,778.91	5.3%
Helicopter Travel	--	0.00	0.00	--	--
Total Travel & Living Allowances		326.09	326.09		
Constituency Allowance					
Constituency Allowance	2,655.00	357.45	357.45	2,297.55	13.5%
Total Constituency Allowance		357.45	357.45		
Total Expenditures					
		11,289.28	11,289.28		

---- End of Report ----



House of Assembly
Newfoundland and Labrador
Member Accountability and Disclosure Report
Expenditures Summarized by Category
01-Apr-13 to 30-Sep-13

HUNTER, RAY, MHA

Allowance Category	Expenditure Limit for Fiscal Year 2013/14 (Net of HST)	Expenditures Processed 01-Apr-13 to 30-Sep-13 (Net of HST)	Expenditures Year to Date 01-Apr-13 to 30-Sep-13 (Net of HST)	Funds Available (Net of HST)	Percent Expended to Date
Office Allowances					
Office Accommodations	--	0.00	0.00	--	--
Rental of Short-term Accommodations	--	0.00	0.00	--	--
Office Start-up Costs	--	0.00	0.00	--	--
Office Operations	10,801.00	2,372.96	2,372.96	8,428.04	22.0%
Total Office Allowances		2,372.96	2,372.96		
Operational Resources					
Operational Resources	--	1,421.49	1,421.49	--	--
Total Operational Resources		1,421.49	1,421.49		
Travel & Living Allowances					
House in Session	--	2,300.86	2,300.86	--	--
House Not in Session	--	3,275.75	3,275.75	--	--
Intra & Extra-Constituency Travel	6,372.00	2,608.46	2,608.46	3,763.54	40.9%
Helicopter Travel	--	0.00	0.00	--	--
Total Travel & Living Allowances		8,185.07	8,185.07		
Constituency Allowance					
Constituency Allowance	2,655.00	624.03	624.03	2,030.97	23.5%
Total Constituency Allowance		624.03	624.03		
Total Expenditures		12,603.55	12,603.55		

---- End of Report ----



House of Assembly
Newfoundland and Labrador
Member Accountability and Disclosure Report
Expenditures Summarized by Category
01-Apr-13 to 30-Sep-13

HUTCHINGS, KEITH, MHA

Allowance Category	Expenditure Limit for Fiscal Year 2013/14 (Net of HST)	Expenditures Processed 01-Apr-13 to 30-Sep-13 (Net of HST)	Expenditures Year to Date 01-Apr-13 to 30-Sep-13 (Net of HST)	Funds Available (Net of HST)	Percent Expended to Date
Office Allowances					
Office Accommodations	--	0.00	0.00	--	--
Rental of Short-term Accommodations	--	0.00	0.00	--	--
Office Start-up Costs	--	0.00	0.00	--	--
Office Operations	10,801.00	571.89	571.89	10,229.11	5.3%
Total Office Allowances		571.89	571.89		
Operational Resources					
Operational Resources	--	742.52	742.52	--	--
Total Operational Resources		742.52	742.52		
Travel & Living Allowances					
House in Session	--	0.00	0.00	--	--
House Not in Session	--	0.00	0.00	--	--
Intra & Extra-Constituency Travel	8,937.00	861.53	861.53	8,075.47	9.6%
Helicopter Travel	--	0.00	0.00	--	--
Total Travel & Living Allowances		861.53	861.53		
Constituency Allowance					
Constituency Allowance	2,655.00	403.20	403.20	2,251.80	15.2%
Total Constituency Allowance		403.20	403.20		
Total Expenditures		2,579.14	2,579.14		

---- End of Report ----



House of Assembly
Newfoundland and Labrador
Member Accountability and Disclosure Report
Expenditures Summarized by Category
01-Apr-13 to 30-Sep-13

JACKMAN, CLYDE, MHA

Allowance Category	Expenditure Limit for Fiscal Year 2013/14 (Net of HST)	Expenditures Processed 01-Apr-13 to 30-Sep-13 (Net of HST)	Expenditures Year to Date 01-Apr-13 to 30-Sep-13 (Net of HST)	Funds Available (Net of HST)	Percent Expended to Date
Office Allowances					
Office Accommodations	3,000.00	1,500.00	1,500.00	1,500.00	50.0%
Rental of Short-term Accommodations	--	0.00	0.00	--	--
Office Start-up Costs	--	0.00	0.00	--	--
Office Operations	10,801.00	1,583.95	1,583.95	9,217.05	14.7%
Total Office Allowances		3,083.95	3,083.95		
Operational Resources					
Operational Resources	--	1,692.50	1,692.50	--	--
Total Operational Resources		1,692.50	1,692.50		
Travel & Living Allowances					
House in Session	--	1,859.12	1,859.12	--	--
House Not in Session	--	0.00	0.00	--	--
Intra & Extra-Constituency Travel	7,255.00	417.60	417.60	6,837.40	5.8%
Helicopter Travel	--	0.00	0.00	--	--
Total Travel & Living Allowances		2,276.72	2,276.72		
Constituency Allowance					
Constituency Allowance	2,655.00	86.60	86.60	2,568.40	3.3%
Total Constituency Allowance		86.60	86.60		
Total Expenditures		7,139.77	7,139.77		

---- End of Report ----



House of Assembly
Newfoundland and Labrador
Member Accountability and Disclosure Report
Expenditures Summarized by Category
01-Apr-13 to 30-Sep-13

JOHNSON, CHARLENE, MHA

Allowance Category	Expenditure Limit for Fiscal Year 2013/14 (Net of HST)	Expenditures Processed 01-Apr-13 to 30-Sep-13 (Net of HST)	Expenditures Year to Date 01-Apr-13 to 30-Sep-13 (Net of HST)	Funds Available (Net of HST)	Percent Expended to Date
Office Allowances					
Office Accommodations	--	0.00	0.00	--	--
Rental of Short-term Accommodations	--	0.00	0.00	--	--
Office Start-up Costs	--	0.00	0.00	--	--
Office Operations	10,801.00	528.56	528.56	10,272.44	4.9%
Total Office Allowances		528.56	528.56		
Operational Resources					
Operational Resources	--	1,003.96	1,003.96	--	--
Total Operational Resources		1,003.96	1,003.96		
Travel & Living Allowances					
House in Session	--	119.96	119.96	--	--
House Not in Session	--	2,148.15	2,148.15	--	--
Intra & Extra-Constituency Travel	7,614.00	1,149.50	1,149.50	6,464.50	15.1%
Helicopter Travel	--	0.00	0.00	--	--
Total Travel & Living Allowances		3,417.61	3,417.61		
Constituency Allowance					
Constituency Allowance	2,655.00	67.94	67.94	2,587.06	2.6%
Total Constituency Allowance		67.94	67.94		
Total Expenditures		5,018.07	5,018.07		

---- End of Report ----



House of Assembly
Newfoundland and Labrador
Member Accountability and Disclosure Report
Expenditures Summarized by Category
01-Apr-13 to 30-Sep-13

JONES, YVONNE, MHA

Allowance Category	Expenditure Limit for Fiscal Year 2013/14 (Net of HST)	Expenditures Processed 01-Apr-13 to 30-Sep-13 (Net of HST)	Expenditures Year to Date 01-Apr-13 to 30-Sep-13 (Net of HST)	Funds Available (Net of HST)	Percent Expended to Date
Office Allowances					
Office Accommodations	--	0.00	0.00	--	--
Rental of Short-term Accommodations	--	0.00	0.00	--	--
Office Start-up Costs	--	0.00	0.00	--	--
Office Operations	10,801.00	884.68	884.68	9,916.32	8.2%
Total Office Allowances		884.68	884.68		
Operational Resources					
Operational Resources	--	1,670.72	1,670.72	--	--
Total Operational Resources		1,670.72	1,670.72		
Travel & Living Allowances					
House in Session	--	0.00	0.00	--	--
House Not in Session	--	0.00	0.00	--	--
Intra & Extra-Constituency Travel	23,489.00	3,721.09	3,721.09	19,767.91	15.8%
Helicopter Travel	--	0.00	0.00	--	--
Total Travel & Living Allowances		3,721.09	3,721.09		
Constituency Allowance					
Constituency Allowance	2,655.00	235.70	235.70	2,419.30	8.9%
Total Constituency Allowance		235.70	235.70		
Total Expenditures		6,512.19	6,512.19		

---- End of Report ----



House of Assembly
Newfoundland and Labrador
Member Accountability and Disclosure Report
Expenditures Summarized by Category
01-Apr-13 to 30-Sep-13

JOYCE, EDDIE, MHA

Allowance Category	Expenditure Limit for Fiscal Year 2013/14 (Net of HST)	Expenditures Processed 01-Apr-13 to 30-Sep-13 (Net of HST)	Expenditures Year to Date 01-Apr-13 to 30-Sep-13 (Net of HST)	Funds Available (Net of HST)	Percent Expended to Date
Office Allowances					
Office Accommodations	18,595.00	9,297.30	9,297.30	9,297.70	50.0%
Rental of Short-term Accommodations	--	0.00	0.00	--	--
Office Start-up Costs	165.00	0.00	0.00	165.00	0.0%
Office Operations	10,801.00	4,196.19	4,196.19	6,604.81	38.9%
Total Office Allowances		13,493.49	13,493.49		
Operational Resources					
Operational Resources	--	1,793.01	1,793.01	--	--
Total Operational Resources		1,793.01	1,793.01		
Travel & Living Allowances					
House in Session	--	9,311.41	9,311.41	--	--
House Not in Session	--	3,792.26	3,792.26	--	--
Intra & Extra-Constituency Travel	11,060.00	1,113.51	1,113.51	9,946.49	10.1%
Helicopter Travel	--	0.00	0.00	--	--
Total Travel & Living Allowances		14,217.18	14,217.18		
Constituency Allowance					
Constituency Allowance	2,655.00	1,897.11	1,897.11	757.89	71.5%
Total Constituency Allowance		1,897.11	1,897.11		
Total Expenditures					
		31,400.79	31,400.79		

---- End of Report ----



House of Assembly
Newfoundland and Labrador
Member Accountability and Disclosure Report
Expenditures Summarized by Category
01-Apr-13 to 30-Sep-13

KENNEDY, JEROME, MHA

Allowance Category	Expenditure Limit for Fiscal Year 2013/14 (Net of HST)	Expenditures Processed 01-Apr-13 to 30-Sep-13 (Net of HST)	Expenditures Year to Date 01-Apr-13 to 30-Sep-13 (Net of HST)	Funds Available (Net of HST)	Percent Expended to Date
Office Allowances					
Office Accommodations	14,900.00	7,450.02	7,450.02	7,449.98	50.0%
Rental of Short-term Accommodations	--	0.00	0.00	--	--
Office Start-up Costs	--	0.00	0.00	--	--
Office Operations	10,801.00	815.21	815.21	9,985.79	7.5%
Total Office Allowances		8,265.23	8,265.23		
Operational Resources					
Operational Resources	--	2,707.39	2,707.39	--	--
Total Operational Resources		2,707.39	2,707.39		
Travel & Living Allowances					
House in Session	--	0.00	0.00	--	--
House Not in Session	--	107.13	107.13	--	--
Intra & Extra-Constituency Travel	6,813.00	981.80	981.80	5,831.20	14.4%
Helicopter Travel	--	0.00	0.00	--	--
Total Travel & Living Allowances		1,088.93	1,088.93		
Constituency Allowance					
Constituency Allowance	2,655.00	0.00	0.00	2,655.00	0.0%
Total Constituency Allowance		0.00	0.00		
Total Expenditures		12,061.55	12,061.55		

---- End of Report ----



House of Assembly
Newfoundland and Labrador
Member Accountability and Disclosure Report
Expenditures Summarized by Category
01-Apr-13 to 30-Sep-13

KENT, STEVE, MHA

Allowance Category	Expenditure Limit for Fiscal Year 2013/14 (Net of HST)	Expenditures Processed 01-Apr-13 to 30-Sep-13 (Net of HST)	Expenditures Year to Date 01-Apr-13 to 30-Sep-13 (Net of HST)	Funds Available (Net of HST)	Percent Expended to Date
Office Allowances					
Office Accommodations	--	0.00	0.00	--	--
Rental of Short-term Accommodations	--	0.00	0.00	--	--
Office Start-up Costs	--	0.00	0.00	--	--
Office Operations	10,801.00	3,971.06	3,971.06	6,829.94	36.8%
Total Office Allowances		3,971.06	3,971.06		
Operational Resources					
Operational Resources	--	1,314.58	1,314.58	--	--
Total Operational Resources		1,314.58	1,314.58		
Travel & Living Allowances					
House in Session	--	0.00	0.00	--	--
House Not in Session	--	0.00	0.00	--	--
Intra & Extra-Constituency Travel	5,310.00	0.00	0.00	5,310.00	0.0%
Helicopter Travel	--	0.00	0.00	--	--
Total Travel & Living Allowances		0.00	0.00		
Constituency Allowance					
Constituency Allowance	2,655.00	612.00	612.00	2,043.00	23.1%
Total Constituency Allowance		612.00	612.00		
Total Expenditures					
		5,897.64	5,897.64		

---- End of Report ----



House of Assembly
Newfoundland and Labrador
Member Accountability and Disclosure Report
Expenditures Summarized by Category
01-Apr-13 to 30-Sep-13

KING, DARIN, MHA

Allowance Category	Expenditure Limit for Fiscal Year 2013/14 (Net of HST)	Expenditures Processed 01-Apr-13 to 30-Sep-13 (Net of HST)	Expenditures Year to Date 01-Apr-13 to 30-Sep-13 (Net of HST)	Funds Available (Net of HST)	Percent Expended to Date
Office Allowances					
Office Accommodations	8,879.00	4,439.40	4,439.40	4,439.60	50.0%
Rental of Short-term Accommodations	--	0.00	0.00	--	--
Office Start-up Costs	--	0.00	0.00	--	--
Office Operations	10,801.00	2,822.42	2,822.42	7,978.58	26.1%
Total Office Allowances		7,261.82	7,261.82		
Operational Resources					
Operational Resources	--	2,220.59	2,220.59	--	--
Total Operational Resources		2,220.59	2,220.59		
Travel & Living Allowances					
House in Session	--	750.44	750.44	--	--
House Not in Session	--	4,194.62	4,194.62	--	--
Intra & Extra-Constituency Travel	10,619.00	2,347.94	2,347.94	8,271.06	22.1%
Helicopter Travel	--	0.00	0.00	--	--
Total Travel & Living Allowances		7,293.00	7,293.00		
Constituency Allowance					
Constituency Allowance	2,655.00	255.25	255.25	2,399.75	9.6%
Total Constituency Allowance		255.25	255.25		
Total Expenditures					
		17,030.66	17,030.66		

---- End of Report ----



House of Assembly
Newfoundland and Labrador
Member Accountability and Disclosure Report
Expenditures Summarized by Category
01-Apr-13 to 30-Sep-13

KIRBY, DALE, MHA

Allowance Category	Expenditure Limit for Fiscal Year 2013/14 (Net of HST)	Expenditures Processed 01-Apr-13 to 30-Sep-13 (Net of HST)	Expenditures Year to Date 01-Apr-13 to 30-Sep-13 (Net of HST)	Funds Available (Net of HST)	Percent Expended to Date
Office Allowances					
Office Accommodations	--	0.00	0.00	--	--
Rental of Short-term Accommodations	--	0.00	0.00	--	--
Office Start-up Costs	143.00	0.00	0.00	143.00	0.0%
Office Operations	10,801.00	5,108.19	5,108.19	5,692.81	47.3%
Total Office Allowances		5,108.19	5,108.19		
Operational Resources					
Operational Resources	--	924.78	924.78	--	--
Total Operational Resources		924.78	924.78		
Travel & Living Allowances					
House in Session	--	0.00	0.00	--	--
House Not in Session	--	0.00	0.00	--	--
Intra & Extra-Constituency Travel	5,310.00	1,505.58	1,505.58	3,804.42	28.4%
Helicopter Travel	--	0.00	0.00	--	--
Total Travel & Living Allowances		1,505.58	1,505.58		
Constituency Allowance					
Constituency Allowance	2,655.00	1,522.18	1,522.18	1,132.82	57.3%
Total Constituency Allowance		1,522.18	1,522.18		
Total Expenditures		9,060.73	9,060.73		

---- End of Report ----



House of Assembly
Newfoundland and Labrador
Member Accountability and Disclosure Report
Expenditures Summarized by Category
01-Apr-13 to 30-Sep-13

LANE, PAUL, MHA

Allowance Category	Expenditure Limit for Fiscal Year 2013/14 (Net of HST)	Expenditures Processed 01-Apr-13 to 30-Sep-13 (Net of HST)	Expenditures Year to Date 01-Apr-13 to 30-Sep-13 (Net of HST)	Funds Available (Net of HST)	Percent Expended to Date
Office Allowances					
Office Accommodations	--	0.00	0.00	--	--
Rental of Short-term Accommodations	--	0.00	0.00	--	--
Office Start-up Costs	651.00	0.00	0.00	651.00	0.0%
Office Operations	10,801.00	5,132.83	5,132.83	5,668.17	47.5%
Total Office Allowances		5,132.83	5,132.83		
Operational Resources					
Operational Resources	--	1,369.77	1,369.77	--	--
Total Operational Resources		1,369.77	1,369.77		
Travel & Living Allowances					
House in Session	--	0.00	0.00	--	--
House Not in Session	--	0.00	0.00	--	--
Intra & Extra-Constituency Travel	5,310.00	2,803.48	2,803.48	2,506.52	52.8%
Helicopter Travel	--	0.00	0.00	--	--
Total Travel & Living Allowances		2,803.48	2,803.48		
Constituency Allowance					
Constituency Allowance	2,655.00	560.63	560.63	2,094.37	21.1%
Total Constituency Allowance		560.63	560.63		
Total Expenditures		9,866.71	9,866.71		

---- End of Report ----



House of Assembly
Newfoundland and Labrador
Member Accountability and Disclosure Report
Expenditures Summarized by Category
01-Apr-13 to 30-Sep-13

LITTLE, GLEN, MHA

Allowance Category	Expenditure Limit for Fiscal Year 2013/14 (Net of HST)	Expenditures Processed 01-Apr-13 to 30-Sep-13 (Net of HST)	Expenditures Year to Date 01-Apr-13 to 30-Sep-13 (Net of HST)	Funds Available (Net of HST)	Percent Expended to Date
Office Allowances					
Office Accommodations	17,820.00	8,910.00	8,910.00	8,910.00	50.0%
Rental of Short-term Accommodations	--	0.00	0.00	--	--
Office Start-up Costs	96.00	86.82	86.82	9.18	90.4%
Office Operations	10,801.00	999.57	999.57	9,801.43	9.3%
Total Office Allowances		9,996.39	9,996.39		
Operational Resources					
Operational Resources	--	1,964.10	1,964.10	--	--
Total Operational Resources		1,964.10	1,964.10		
Travel & Living Allowances					
House in Session	--	3,993.36	3,993.36	--	--
House Not in Session	--	1,727.99	1,727.99	--	--
Intra & Extra-Constituency Travel	8,937.00	1,980.62	1,980.62	6,956.38	22.2%
Helicopter Travel	--	0.00	0.00	--	--
Total Travel & Living Allowances		7,701.97	7,701.97		
Constituency Allowance					
Constituency Allowance	2,655.00	138.22	138.22	2,516.78	5.2%
Total Constituency Allowance		138.22	138.22		
Total Expenditures					
		19,800.68	19,800.68		

---- End of Report ----



House of Assembly
Newfoundland and Labrador
Member Accountability and Disclosure Report
Expenditures Summarized by Category
01-Apr-13 to 30-Sep-13

LITTLEJOHN, GLENN, MHA

Allowance Category	Expenditure Limit for Fiscal Year 2013/14 (Net of HST)	Expenditures Processed 01-Apr-13 to 30-Sep-13 (Net of HST)	Expenditures Year to Date 01-Apr-13 to 30-Sep-13 (Net of HST)	Funds Available (Net of HST)	Percent Expended to Date
Office Allowances					
Office Accommodations	11,313.00	5,650.99	5,650.99	5,662.01	50.0%
Rental of Short-term Accommodations	--	0.00	0.00	--	--
Office Start-up Costs	325.00	69.86	69.86	255.14	21.5%
Office Operations	10,801.00	1,080.05	1,080.05	9,720.95	10.0%
Total Office Allowances		6,800.90	6,800.90		
Operational Resources					
Operational Resources	--	1,895.78	1,895.78	--	--
Total Operational Resources		1,895.78	1,895.78		
Travel & Living Allowances					
House in Session	--	2,216.99	2,216.99	--	--
House Not in Session	--	790.52	790.52	--	--
Intra & Extra-Constituency Travel	6,813.00	1,906.41	1,906.41	4,906.59	28.0%
Helicopter Travel	--	0.00	0.00	--	--
Total Travel & Living Allowances		4,913.92	4,913.92		
Constituency Allowance					
Constituency Allowance	2,655.00	680.80	680.80	1,974.20	25.6%
Total Constituency Allowance		680.80	680.80		
Total Expenditures					
		14,291.40	14,291.40		

---- End of Report ----



House of Assembly
Newfoundland and Labrador
Member Accountability and Disclosure Report
Expenditures Summarized by Category
01-Apr-13 to 30-Sep-13

MARSHALL, THOMAS, MHA

Allowance Category	Expenditure Limit for Fiscal Year 2013/14 (Net of HST)	Expenditures Processed 01-Apr-13 to 30-Sep-13 (Net of HST)	Expenditures Year to Date 01-Apr-13 to 30-Sep-13 (Net of HST)	Funds Available (Net of HST)	Percent Expended to Date
Office Allowances					
Office Accommodations	--	0.00	0.00	--	--
Rental of Short-term Accommodations	--	0.00	0.00	--	--
Office Start-up Costs	--	0.00	0.00	--	--
Office Operations	10,801.00	3,780.65	3,780.65	7,020.35	35.0%
Total Office Allowances		3,780.65	3,780.65		
Operational Resources					
Operational Resources	--	1,207.08	1,207.08	--	--
Total Operational Resources		1,207.08	1,207.08		
Travel & Living Allowances					
House in Session	--	5,892.47	5,892.47	--	--
House Not in Session	--	0.00	0.00	--	--
Intra & Extra-Constituency Travel	5,576.00	0.00	0.00	5,576.00	0.0%
Helicopter Travel	--	0.00	0.00	--	--
Total Travel & Living Allowances		5,892.47	5,892.47		
Constituency Allowance					
Constituency Allowance	2,655.00	0.00	0.00	2,655.00	0.0%
Total Constituency Allowance		0.00	0.00		
Total Expenditures		10,880.20	10,880.20		

---- End of Report ----



House of Assembly
Newfoundland and Labrador
Member Accountability and Disclosure Report
Expenditures Summarized by Category
01-Apr-13 to 30-Sep-13

MCGRATH, NICK, MHA

Allowance Category	Expenditure Limit for Fiscal Year 2013/14 (Net of HST)	Expenditures Processed 01-Apr-13 to 30-Sep-13 (Net of HST)	Expenditures Year to Date 01-Apr-13 to 30-Sep-13 (Net of HST)	Funds Available (Net of HST)	Percent Expended to Date
Office Allowances					
Office Accommodations	14,400.00	7,200.00	7,200.00	7,200.00	50.0%
Rental of Short-term Accommodations	--	0.00	0.00	--	--
Office Start-up Costs	703.00	0.00	0.00	703.00	0.0%
Office Operations	10,801.00	1,964.28	1,964.28	8,836.72	18.2%
Total Office Allowances		9,164.28	9,164.28		
Operational Resources					
Operational Resources	--	1,196.25	1,196.25	--	--
Total Operational Resources		1,196.25	1,196.25		
Travel & Living Allowances					
House in Session	--	6,944.85	6,944.85	--	--
House Not in Session	--	0.00	0.00	--	--
Intra & Extra-Constituency Travel	6,813.00	0.00	0.00	6,813.00	0.0%
Helicopter Travel	--	0.00	0.00	--	--
Total Travel & Living Allowances		6,944.85	6,944.85		
Constituency Allowance					
Constituency Allowance	2,655.00	228.67	228.67	2,426.33	8.6%
Total Constituency Allowance		228.67	228.67		
Total Expenditures					
		17,534.05	17,534.05		

---- End of Report ----



House of Assembly
Newfoundland and Labrador
Member Accountability and Disclosure Report
Expenditures Summarized by Category
01-Apr-13 to 30-Sep-13

MICHAEL, LORRAINE, MHA

Allowance Category	Expenditure Limit for Fiscal Year 2013/14 (Net of HST)	Expenditures Processed 01-Apr-13 to 30-Sep-13 (Net of HST)	Expenditures Year to Date 01-Apr-13 to 30-Sep-13 (Net of HST)	Funds Available (Net of HST)	Percent Expended to Date
Office Allowances					
Office Accommodations	--	0.00	0.00	--	--
Rental of Short-term Accommodations	--	0.00	0.00	--	--
Office Start-up Costs	--	0.00	0.00	--	--
Office Operations	10,801.00	2,279.90	2,279.90	8,521.10	21.1%
Total Office Allowances		2,279.90	2,279.90		
Operational Resources					
Operational Resources	--	901.51	901.51	--	--
Total Operational Resources		901.51	901.51		
Travel & Living Allowances					
House in Session	--	0.00	0.00	--	--
House Not in Session	--	0.00	0.00	--	--
Intra & Extra-Constituency Travel	5,310.00	1,597.33	1,597.33	3,712.67	30.1%
Helicopter Travel	--	0.00	0.00	--	--
Total Travel & Living Allowances		1,597.33	1,597.33		
Constituency Allowance					
Constituency Allowance	2,655.00	372.66	372.66	2,282.34	14.0%
Total Constituency Allowance		372.66	372.66		
Total Expenditures		5,151.40	5,151.40		

---- End of Report ----



House of Assembly
Newfoundland and Labrador
Member Accountability and Disclosure Report
Expenditures Summarized by Category
01-Apr-13 to 30-Sep-13

MITCHELMORE, CHRISTOPHER, MHA

Allowance Category	Expenditure Limit for Fiscal Year 2013/14 (Net of HST)	Expenditures Processed 01-Apr-13 to 30-Sep-13 (Net of HST)	Expenditures Year to Date 01-Apr-13 to 30-Sep-13 (Net of HST)	Funds Available (Net of HST)	Percent Expended to Date
Office Allowances					
Office Accommodations	--	0.00	0.00	--	--
Rental of Short-term Accommodations	--	0.00	0.00	--	--
Office Start-up Costs	98.00	0.00	0.00	98.00	0.0%
Office Operations	10,801.00	2,716.11	2,716.11	8,084.89	25.1%
Total Office Allowances		2,716.11	2,716.11		
Operational Resources					
Operational Resources	--	1,926.58	1,926.58	--	--
Total Operational Resources		1,926.58	1,926.58		
Travel & Living Allowances					
House in Session	--	5,429.36	5,429.36	--	--
House Not in Session	--	1,341.91	1,341.91	--	--
Intra & Extra-Constituency Travel	8,937.00	5,194.92	5,194.92	3,742.08	58.1%
Helicopter Travel	--	0.00	0.00	--	--
Total Travel & Living Allowances		11,966.19	11,966.19		
Constituency Allowance					
Constituency Allowance	2,655.00	563.72	563.72	2,091.28	21.2%
Total Constituency Allowance		563.72	563.72		
Total Expenditures					
		17,172.60	17,172.60		

---- End of Report ----



House of Assembly
Newfoundland and Labrador
Member Accountability and Disclosure Report
Expenditures Summarized by Category
01-Apr-13 to 30-Sep-13

MURPHY, GEORGE, MHA

Allowance Category	Expenditure Limit for Fiscal Year 2013/14 (Net of HST)	Expenditures Processed 01-Apr-13 to 30-Sep-13 (Net of HST)	Expenditures Year to Date 01-Apr-13 to 30-Sep-13 (Net of HST)	Funds Available (Net of HST)	Percent Expended to Date
Office Allowances					
Office Accommodations	--	0.00	0.00	--	--
Rental of Short-term Accommodations	--	0.00	0.00	--	--
Office Start-up Costs	145.00	53.25	53.25	91.75	36.7%
Office Operations	10,801.00	1,407.91	1,407.91	9,393.09	13.0%
Total Office Allowances		1,461.16	1,461.16		
Operational Resources					
Operational Resources	--	860.50	860.50	--	--
Total Operational Resources		860.50	860.50		
Travel & Living Allowances					
House in Session	--	0.00	0.00	--	--
House Not in Session	--	0.00	0.00	--	--
Intra & Extra-Constituency Travel	5,310.00	1,299.58	1,299.58	4,010.42	24.5%
Helicopter Travel	--	0.00	0.00	--	--
Total Travel & Living Allowances		1,299.58	1,299.58		
Constituency Allowance					
Constituency Allowance	2,655.00	514.24	514.24	2,140.76	19.4%
Total Constituency Allowance		514.24	514.24		
Total Expenditures					
		4,135.48	4,135.48		

---- End of Report ----



House of Assembly
Newfoundland and Labrador
Member Accountability and Disclosure Report
Expenditures Summarized by Category
01-Apr-13 to 30-Sep-13

O'BRIEN, KEVIN, MHA

Allowance Category	Expenditure Limit for Fiscal Year 2013/14 (Net of HST)	Expenditures Processed 01-Apr-13 to 30-Sep-13 (Net of HST)	Expenditures Year to Date 01-Apr-13 to 30-Sep-13 (Net of HST)	Funds Available (Net of HST)	Percent Expended to Date
Office Allowances					
Office Accommodations	--	0.00	0.00	--	--
Rental of Short-term Accommodations	--	0.00	0.00	--	--
Office Start-up Costs	--	0.00	0.00	--	--
Office Operations	10,801.00	4,348.81	4,348.81	6,452.19	40.3%
Total Office Allowances		4,348.81	4,348.81		
Operational Resources					
Operational Resources	--	2,391.59	2,391.59	--	--
Total Operational Resources		2,391.59	2,391.59		
Travel & Living Allowances					
House in Session	--	8,402.58	8,402.58	--	--
House Not in Session	--	0.00	0.00	--	--
Intra & Extra-Constituency Travel	6,813.00	1,637.50	1,637.50	5,175.50	24.0%
Helicopter Travel	--	0.00	0.00	--	--
Total Travel & Living Allowances		10,040.08	10,040.08		
Constituency Allowance					
Constituency Allowance	2,655.00	465.94	465.94	2,189.06	17.5%
Total Constituency Allowance		465.94	465.94		
Total Expenditures					
		17,246.42	17,246.42		

---- End of Report ----



House of Assembly
Newfoundland and Labrador
Member Accountability and Disclosure Report
Expenditures Summarized by Category
01-Apr-13 to 30-Sep-13

OSBORNE, TOM, MHA

Allowance Category	Expenditure Limit for Fiscal Year 2013/14 (Net of HST)	Expenditures Processed 01-Apr-13 to 30-Sep-13 (Net of HST)	Expenditures Year to Date 01-Apr-13 to 30-Sep-13 (Net of HST)	Funds Available (Net of HST)	Percent Expended to Date
Office Allowances					
Office Accommodations	--	0.00	0.00	--	--
Rental of Short-term Accommodations	--	0.00	0.00	--	--
Office Start-up Costs	--	0.00	0.00	--	--
Office Operations	10,801.00	4,896.65	4,896.65	5,904.35	45.3%
Total Office Allowances		4,896.65	4,896.65		
Operational Resources					
Operational Resources	--	2,330.94	2,330.94	--	--
Total Operational Resources		2,330.94	2,330.94		
Travel & Living Allowances					
House in Session	--	0.00	0.00	--	--
House Not in Session	--	0.00	0.00	--	--
Intra & Extra-Constituency Travel	5,310.00	0.00	0.00	5,310.00	0.0%
Helicopter Travel	--	0.00	0.00	--	--
Total Travel & Living Allowances		0.00	0.00		
Constituency Allowance					
Constituency Allowance	2,655.00	199.00	199.00	2,456.00	7.5%
Total Constituency Allowance		199.00	199.00		
Total Expenditures		7,426.59	7,426.59		

---- End of Report ----



House of Assembly
Newfoundland and Labrador
Member Accountability and Disclosure Report
Expenditures Summarized by Category
01-Apr-13 to 30-Sep-13

PARSONS, ANDREW, MHA

Allowance Category	Expenditure Limit for Fiscal Year 2013/14 (Net of HST)	Expenditures Processed 01-Apr-13 to 30-Sep-13 (Net of HST)	Expenditures Year to Date 01-Apr-13 to 30-Sep-13 (Net of HST)	Funds Available (Net of HST)	Percent Expended to Date
Office Allowances					
Office Accommodations	12,000.00	6,000.00	6,000.00	6,000.00	50.0%
Rental of Short-term Accommodations	--	0.00	0.00	--	--
Office Start-up Costs	813.00	0.00	0.00	813.00	0.0%
Office Operations	10,801.00	4,047.05	4,047.05	6,753.95	37.5%
Total Office Allowances		10,047.05	10,047.05		
Operational Resources					
Operational Resources	--	2,292.65	2,292.65	--	--
Total Operational Resources		2,292.65	2,292.65		
Travel & Living Allowances					
House in Session	--	7,124.80	7,124.80	--	--
House Not in Session	--	6,471.68	6,471.68	--	--
Intra & Extra-Constituency Travel	9,999.00	3,148.38	3,148.38	6,850.62	31.5%
Helicopter Travel	17,311.00	0.00	0.00	17,311.00	0.0%
Total Travel & Living Allowances		16,744.86	16,744.86		
Constituency Allowance					
Constituency Allowance	2,655.00	1,478.19	1,478.19	1,176.81	55.7%
Total Constituency Allowance		1,478.19	1,478.19		
Total Expenditures					
		30,562.75	30,562.75		

---- End of Report ----



House of Assembly
Newfoundland and Labrador
Member Accountability and Disclosure Report
Expenditures Summarized by Category
01-Apr-13 to 30-Sep-13

PARSONS, KEVIN, MHA

Allowance Category	Expenditure Limit for Fiscal Year 2013/14 (Net of HST)	Expenditures Processed 01-Apr-13 to 30-Sep-13 (Net of HST)	Expenditures Year to Date 01-Apr-13 to 30-Sep-13 (Net of HST)	Funds Available (Net of HST)	Percent Expended to Date
Office Allowances					
Office Accommodations	--	0.00	0.00	--	--
Rental of Short-term Accommodations	--	0.00	0.00	--	--
Office Start-up Costs	--	0.00	0.00	--	--
Office Operations	10,801.00	559.40	559.40	10,241.60	5.2%
Total Office Allowances		559.40	559.40		
Operational Resources					
Operational Resources	--	2,030.22	2,030.22	--	--
Total Operational Resources		2,030.22	2,030.22		
Travel & Living Allowances					
House in Session	--	0.00	0.00	--	--
House Not in Session	--	0.00	0.00	--	--
Intra & Extra-Constituency Travel	6,372.00	679.11	679.11	5,692.89	10.7%
Helicopter Travel	--	0.00	0.00	--	--
Total Travel & Living Allowances		679.11	679.11		
Constituency Allowance					
Constituency Allowance	2,655.00	1,084.50	1,084.50	1,570.50	40.8%
Total Constituency Allowance		1,084.50	1,084.50		
Total Expenditures		4,353.23	4,353.23		

---- End of Report ----



House of Assembly
Newfoundland and Labrador
Member Accountability and Disclosure Report
Expenditures Summarized by Category
01-Apr-13 to 30-Sep-13

PEACH, CALVIN, MHA

Allowance Category	Expenditure Limit for Fiscal Year 2013/14 (Net of HST)	Expenditures Processed 01-Apr-13 to 30-Sep-13 (Net of HST)	Expenditures Year to Date 01-Apr-13 to 30-Sep-13 (Net of HST)	Funds Available (Net of HST)	Percent Expended to Date
Office Allowances					
Office Accommodations	--	0.00	0.00	--	--
Rental of Short-term Accommodations	--	0.00	0.00	--	--
Office Start-up Costs	--	0.00	0.00	--	--
Office Operations	10,801.00	3,687.87	3,687.87	7,113.13	34.1%
Total Office Allowances		3,687.87	3,687.87		
Operational Resources					
Operational Resources	--	1,348.25	1,348.25	--	--
Total Operational Resources		1,348.25	1,348.25		
Travel & Living Allowances					
House in Session	--	3,875.32	3,875.32	--	--
House Not in Session	--	1,440.72	1,440.72	--	--
Intra & Extra-Constituency Travel	11,594.00	4,233.00	4,233.00	7,361.00	36.5%
Helicopter Travel	--	0.00	0.00	--	--
Total Travel & Living Allowances		9,549.04	9,549.04		
Constituency Allowance					
Constituency Allowance	2,655.00	206.59	206.59	2,448.41	7.8%
Total Constituency Allowance		206.59	206.59		
Total Expenditures					
		14,791.75	14,791.75		

---- End of Report ----



House of Assembly
Newfoundland and Labrador
Member Accountability and Disclosure Report
Expenditures Summarized by Category
01-Apr-13 to 30-Sep-13

PERRY, TRACEY, MHA

Allowance Category	Expenditure Limit for Fiscal Year 2013/14 (Net of HST)	Expenditures Processed 01-Apr-13 to 30-Sep-13 (Net of HST)	Expenditures Year to Date 01-Apr-13 to 30-Sep-13 (Net of HST)	Funds Available (Net of HST)	Percent Expended to Date
Office Allowances					
Office Accommodations	9,492.00	4,746.00	4,746.00	4,746.00	50.0%
Rental of Short-term Accommodations	--	0.00	0.00	--	--
Office Start-up Costs	--	0.00	0.00	--	--
Office Operations	10,801.00	4,588.06	4,588.06	6,212.94	42.5%
Total Office Allowances		9,334.06	9,334.06		
Operational Resources					
Operational Resources	--	2,039.15	2,039.15	--	--
Total Operational Resources		2,039.15	2,039.15		
Travel & Living Allowances					
House in Session	--	8,364.74	8,364.74	--	--
House Not in Session	--	0.00	0.00	--	--
Intra & Extra-Constituency Travel	16,327.00	3,480.65	3,480.65	12,846.35	21.3%
Helicopter Travel	20,279.00	0.00	0.00	20,279.00	0.0%
Total Travel & Living Allowances		11,845.39	11,845.39		
Constituency Allowance					
Constituency Allowance	2,655.00	1,114.39	1,114.39	1,540.61	42.0%
Total Constituency Allowance		1,114.39	1,114.39		
Total Expenditures					
		24,332.99	24,332.99		

---- End of Report ----



House of Assembly
Newfoundland and Labrador
Member Accountability and Disclosure Report
Expenditures Summarized by Category
01-Apr-13 to 30-Sep-13

POLLARD, KEVIN, MHA

Allowance Category	Expenditure Limit for Fiscal Year 2013/14 (Net of HST)	Expenditures Processed 01-Apr-13 to 30-Sep-13 (Net of HST)	Expenditures Year to Date 01-Apr-13 to 30-Sep-13 (Net of HST)	Funds Available (Net of HST)	Percent Expended to Date
Office Allowances					
Office Accommodations	12,000.00	6,000.00	6,000.00	6,000.00	50.0%
Rental of Short-term Accommodations	--	0.00	0.00	--	--
Office Start-up Costs	--	0.00	0.00	--	--
Office Operations	10,801.00	1,659.94	1,659.94	9,141.06	15.4%
Total Office Allowances		7,659.94	7,659.94		
Operational Resources					
Operational Resources	--	1,495.34	1,495.34	--	--
Total Operational Resources		1,495.34	1,495.34		
Travel & Living Allowances					
House in Session	--	9,299.32	9,299.32	--	--
House Not in Session	--	1,936.78	1,936.78	--	--
Intra & Extra-Constituency Travel	8,937.00	4,433.30	4,433.30	4,503.70	49.6%
Helicopter Travel	--	0.00	0.00	--	--
Total Travel & Living Allowances		15,669.40	15,669.40		
Constituency Allowance					
Constituency Allowance	2,655.00	776.25	776.25	1,878.75	29.2%
Total Constituency Allowance		776.25	776.25		
Total Expenditures					
		25,600.93	25,600.93		

---- End of Report ----



House of Assembly
Newfoundland and Labrador
Member Accountability and Disclosure Report
Expenditures Summarized by Category
01-Apr-13 to 30-Sep-13

ROGERS, GERRY, MHA

Allowance Category	Expenditure Limit for Fiscal Year 2013/14 (Net of HST)	Expenditures Processed 01-Apr-13 to 30-Sep-13 (Net of HST)	Expenditures Year to Date 01-Apr-13 to 30-Sep-13 (Net of HST)	Funds Available (Net of HST)	Percent Expended to Date
Office Allowances					
Office Accommodations	--	0.00	0.00	--	--
Rental of Short-term Accommodations	--	0.00	0.00	--	--
Office Start-up Costs	--	0.00	0.00	--	--
Office Operations	10,801.00	3,294.27	3,294.27	7,506.73	30.5%
Total Office Allowances		3,294.27	3,294.27		
Operational Resources					
Operational Resources	--	1,483.90	1,483.90	--	--
Total Operational Resources		1,483.90	1,483.90		
Travel & Living Allowances					
House in Session	--	0.00	0.00	--	--
House Not in Session	--	0.00	0.00	--	--
Intra & Extra-Constituency Travel	5,310.00	913.23	913.23	4,396.77	17.2%
Helicopter Travel	--	0.00	0.00	--	--
Total Travel & Living Allowances		913.23	913.23		
Constituency Allowance					
Constituency Allowance	2,655.00	365.83	365.83	2,289.17	13.8%
Total Constituency Allowance		365.83	365.83		
Total Expenditures		6,057.23	6,057.23		

---- End of Report ----



House of Assembly
Newfoundland and Labrador
Member Accountability and Disclosure Report
Expenditures Summarized by Category
01-Apr-13 to 30-Sep-13

RUSSELL, KEITH, MHA

Allowance Category	Expenditure Limit for Fiscal Year 2013/14 (Net of HST)	Expenditures Processed 01-Apr-13 to 30-Sep-13 (Net of HST)	Expenditures Year to Date 01-Apr-13 to 30-Sep-13 (Net of HST)	Funds Available (Net of HST)	Percent Expended to Date
Office Allowances					
Office Accommodations	--	0.00	0.00	--	--
Rental of Short-term Accommodations	--	0.00	0.00	--	--
Office Start-up Costs	679.00	0.00	0.00	679.00	0.0%
Office Operations	10,801.00	1,291.73	1,291.73	9,509.27	12.0%
Total Office Allowances		1,291.73	1,291.73		
Operational Resources					
Operational Resources	--	1,306.88	1,306.88	--	--
Total Operational Resources		1,306.88	1,306.88		
Travel & Living Allowances					
House in Session	--	10,494.73	10,494.73	--	--
House Not in Session	--	0.00	0.00	--	--
Intra & Extra-Constituency Travel	7,080.00	1,906.44	1,906.44	5,173.56	26.9%
Helicopter Travel	--	0.00	0.00	--	--
Total Travel & Living Allowances		12,401.17	12,401.17		
Constituency Allowance					
Constituency Allowance	2,655.00	88.53	88.53	2,566.47	3.3%
Total Constituency Allowance		88.53	88.53		
Total Expenditures					
		15,088.31	15,088.31		

---- End of Report ----



House of Assembly
Newfoundland and Labrador
Member Accountability and Disclosure Report
Expenditures Summarized by Category
01-Apr-13 to 30-Sep-13

SHEA, JOAN, MHA

Allowance Category	Expenditure Limit for Fiscal Year 2013/14 (Net of HST)	Expenditures Processed 01-Apr-13 to 30-Sep-13 (Net of HST)	Expenditures Year to Date 01-Apr-13 to 30-Sep-13 (Net of HST)	Funds Available (Net of HST)	Percent Expended to Date
Office Allowances					
Office Accommodations	--	0.00	0.00	--	--
Rental of Short-term Accommodations	--	0.00	0.00	--	--
Office Start-up Costs	--	0.00	0.00	--	--
Office Operations	10,801.00	890.86	890.86	9,910.14	8.2%
Total Office Allowances		890.86	890.86		
Operational Resources					
Operational Resources	--	1,585.60	1,585.60	--	--
Total Operational Resources		1,585.60	1,585.60		
Travel & Living Allowances					
House in Session	--	3,468.18	3,468.18	--	--
House Not in Session	--	0.00	0.00	--	--
Intra & Extra-Constituency Travel	6,813.00	0.00	0.00	6,813.00	0.0%
Helicopter Travel	--	0.00	0.00	--	--
Total Travel & Living Allowances		3,468.18	3,468.18		
Constituency Allowance					
Constituency Allowance	2,655.00	0.00	0.00	2,655.00	0.0%
Total Constituency Allowance		0.00	0.00		
Total Expenditures		5,944.64	5,944.64		

---- End of Report ----



House of Assembly
Newfoundland and Labrador
Member Accountability and Disclosure Report
Expenditures Summarized by Category
01-Apr-13 to 30-Sep-13

SULLIVAN, SUSAN, MHA

Allowance Category	Expenditure Limit for Fiscal Year 2013/14 (Net of HST)	Expenditures Processed 01-Apr-13 to 30-Sep-13 (Net of HST)	Expenditures Year to Date 01-Apr-13 to 30-Sep-13 (Net of HST)	Funds Available (Net of HST)	Percent Expended to Date
Office Allowances					
Office Accommodations	7,488.00	3,744.00	3,744.00	3,744.00	50.0%
Rental of Short-term Accommodations	--	0.00	0.00	--	--
Office Start-up Costs	--	0.00	0.00	--	--
Office Operations	10,801.00	957.38	957.38	9,843.62	8.9%
Total Office Allowances		4,701.38	4,701.38		
Operational Resources					
Operational Resources	--	1,665.42	1,665.42	--	--
Total Operational Resources		1,665.42	1,665.42		
Travel & Living Allowances					
House in Session	--	4,603.63	4,603.63	--	--
House Not in Session	--	0.00	0.00	--	--
Intra & Extra-Constituency Travel	8,054.00	1,098.77	1,098.77	6,955.23	13.6%
Helicopter Travel	--	0.00	0.00	--	--
Total Travel & Living Allowances		5,702.40	5,702.40		
Constituency Allowance					
Constituency Allowance	2,655.00	246.00	246.00	2,409.00	9.3%
Total Constituency Allowance		246.00	246.00		
Total Expenditures					
		12,315.20	12,315.20		

---- End of Report ----



House of Assembly
Newfoundland and Labrador
Member Accountability and Disclosure Report
Expenditures Summarized by Category
01-Apr-13 to 30-Sep-13

VERGE, WADE, MHA

Allowance Category	Expenditure Limit for Fiscal Year 2013/14 (Net of HST)	Expenditures Processed 01-Apr-13 to 30-Sep-13 (Net of HST)	Expenditures Year to Date 01-Apr-13 to 30-Sep-13 (Net of HST)	Funds Available (Net of HST)	Percent Expended to Date
Office Allowances					
Office Accommodations	--	0.00	0.00	--	--
Rental of Short-term Accommodations	--	0.00	0.00	--	--
Office Start-up Costs	--	0.00	0.00	--	--
Office Operations	10,801.00	2,003.72	2,003.72	8,797.28	18.6%
Total Office Allowances		2,003.72	2,003.72		
Operational Resources					
Operational Resources	--	1,826.28	1,826.28	--	--
Total Operational Resources		1,826.28	1,826.28		
Travel & Living Allowances					
House in Session	--	6,512.93	6,512.93	--	--
House Not in Session	--	5,053.81	5,053.81	--	--
Intra & Extra-Constituency Travel	8,142.00	2,497.89	2,497.89	5,644.11	30.7%
Helicopter Travel	--	0.00	0.00	--	--
Total Travel & Living Allowances		14,064.63	14,064.63		
Constituency Allowance					
Constituency Allowance	2,655.00	515.73	515.73	2,139.27	19.4%
Total Constituency Allowance		515.73	515.73		
Total Expenditures					
		18,410.36	18,410.36		

---- End of Report ----



House of Assembly
Newfoundland and Labrador
Member Accountability and Disclosure Report
Expenditures Summarized by Category
01-Apr-13 to 30-Sep-13

WISEMAN, ROSS, MHA

Allowance Category	Expenditure Limit for Fiscal Year 2013/14 (Net of HST)	Expenditures Processed 01-Apr-13 to 30-Sep-13 (Net of HST)	Expenditures Year to Date 01-Apr-13 to 30-Sep-13 (Net of HST)	Funds Available (Net of HST)	Percent Expended to Date
Office Allowances					
Office Accommodations	18,080.00	9,040.02	9,040.02	9,039.98	50.0%
Rental of Short-term Accommodations	--	0.00	0.00	--	--
Office Start-up Costs	--	0.00	0.00	--	--
Office Operations	10,801.00	1,756.59	1,756.59	9,044.41	16.3%
Total Office Allowances		10,796.61	10,796.61		
Operational Resources					
Operational Resources	--	1,578.31	1,578.31	--	--
Total Operational Resources		1,578.31	1,578.31		
Travel & Living Allowances					
House in Session	--	573.01	573.01	--	--
House Not in Session	--	3,551.85	3,551.85	--	--
Intra & Extra-Constituency Travel	7,255.00	954.37	954.37	6,300.63	13.2%
Helicopter Travel	--	0.00	0.00	--	--
Total Travel & Living Allowances		5,079.23	5,079.23		
Constituency Allowance					
Constituency Allowance	2,655.00	618.19	618.19	2,036.81	23.3%
Total Constituency Allowance		618.19	618.19		
Total Expenditures					
		18,072.34	18,072.34		

---- End of Report ----

House of Assembly Management Commission

Briefing Note

Title: Letter of Appeal – Denial of Payment of Invoice

Issue: Appeal of Ruling - Member for Port de Grave

Background:

- The Member for Port de Grave is appealing the denial of payment by Corporate and Members' Services Division of advertising expenses incurred by the Member. The Member ran an advertisement with a local radio station for a special event related to his constituency which did not contain contact information.
- MHAs are permitted to conduct advertising provided it complies with the provisions of the Advertising Policy for Members of the House of Assembly dated March 2011. Subsection 3.2 (Principles) of the Policy states:

"The Member must ensure that all advertising:

- *Is incurred in the conduct of constituency business;*
- *Includes contact information to assist constituents."*

- Radio advertisements are eligible under the Advertising Policy. Subsection 4.2 of the Policy states:

"Brief radio messages aired on stations that broadcast in the Member's District are acceptable."

- Advertising in recognition of special events is also permitted as per subsection 5.1 (Types of Messages) which states:

"Recognition of special events/celebrations of constituency level significance."

- Subsections 24(1), 24(8) and 24(9) of the *House of Assembly Accountability, Integrity and Administration Act* (the Act) state:

24(1) Where a member incurs an expense and a claim for reimbursement, or payment has been rejected by an officer or staff member of the House of Assembly service, or the member is unsure as to whether an expense, if incurred, will qualify for

reimbursement or payment, he or she may request a ruling from the speaker.

(8) *Where the ruling of the speaker is that the expenditure does not comply with the rules and directives of the commission, the member may appeal that ruling to the commission and, after giving the member an opportunity to make a submission in writing in support of the appeal, the commission may decide to reverse, uphold or modify the ruling of the speaker, and the decision of the commission is final.*

(9) *Notwithstanding that an expense claim has been denied by an officer, staff member or the speaker, in accordance with the rules, where there is an appeal to the commission under this section and the commission determines that that claimed expense amount*

(a) has been incurred by the member; and

(b) is a permitted expense under the Act and rules; and

(c) does not exceed an expense amount or allowance allocation permitted under the rules,

and a denial of payment of the expense amount would, in the opinion of the commission, be unjust, the commission may approve the expenditure for the claimed expense to the extent that the commission considers to be just and the decision of the commission is final.

- The advertising expenses, totaling \$224.87, were greetings in recognition of the annual Harbour Grace Regatta which aired on a local radio station (Kixx Country 103.9, Carbonear). Due to an oversight by the station, the necessary trailer containing the Member's contact information did not follow the message, as had been done in past advertisements with that station.
- The attached letter from the Member for Port de Grave provides further details.

Analysis:

Legal Consultation:

Not applicable.

Internal Consultation(s):

Corporate and Members' Services Division

External Consultation(s):

Not applicable.

Comparison to Government Policy:

Not applicable.

Financial Impact:

Not applicable.

Legislative Impact:

Not applicable.

Options:

1. Approve the payment of the advertising expenses totaling \$224.87 for the Member for Port de Grave.
2. Deny the payment of the advertising expenses totaling \$224.87 for the Member for Port de Grave.

Status:

- Not applicable.

Action Required:

- The decision of the Commission is requested.

Prepared by: Bobbi Russell

Approved by: Sandra Barnes

Approved by:

Date: November 21, 2013

Attachments:

1. Correspondence from the Member for Port de Grave to the Speaker.
2. Correspondence from the Speaker to the Member for Port de Grave.



HOUSE OF ASSEMBLY
Newfoundland and Labrador

GLENN LITTLEJOHN, M.H.A.
District of Port de Grave

Honorable Ross Wiseman
Speaker
House of Assembly
Box 8600
St. John's, NL
A1B 4J6

Dear Mr. Speaker;

I ask your consideration for payment of an advertisement for the Annual Harbour Grace Regatta due to an oversight.

I have done various ads in the past for different events and occasions but due to an oversight by the radio station the ad was run without the necessary trailer. This is a one day event and we were not aware that the necessary trailer did not follow the ad.

I ask that due to the stations oversight I would be reimbursed the cost of the advertisement in the amount of \$224.87 tax included.

Sincerely,

A handwritten signature in black ink, appearing to read 'Glenn Littlejohn', written over a horizontal line.

Glenn Littlejohn
MHA
District of Port de Grave



HOUSE OF ASSEMBLY
Newfoundland and Labrador
OFFICE OF THE SPEAKER

December 9, 2013

Glenn
Dear Mr. Littlejohn:

I am writing in response to your letter regarding an invoice for the amount of \$224.87 that was rejected for payment by Corp & Members' Services Division.

The process for Members to follow respecting allowance use is outlined in Section 24 of the *House of Assembly Accountability, Integrity and Administration Act* (the Act) and involves the Speaker, in the first instance, with the Commission having the final authority. Subsection 24(4) of the Act states that the Speaker's approval confirms that an expenditure complies with the Rules of the Commission.

Given the provisions of Subsection 7(6) of the Rules it is not possible for me to state that the expenditures are in compliance with the Rule. The next step, therefore, is for you to request that the issue be brought to the House of Assembly Management Commission for a final decision.

Please note I will accept your correspondence as an official appeal to the Commission and will arrange that it be included on the agenda of an upcoming meeting.

Regards,


ROSS WISEMAN, MHA
Speaker of the House of Assembly

c.c Ms. Marlene Lambe, Chief Financial Officer

House of Assembly Management Commission

Briefing Note

Title: Letter of Appeal - 60 Day Submission Deadline

Issue: Appeal of Claim Ruling - Member for Terra Nova

Background:

- The Member for Terra Nova is appealing the denial of payment by Corporate and Members' Services Division of certain allowable expenses incurred by the Member. These expenditures were incurred more than 60 days prior to the claim being made.
- Subsections 7(2) and 7(6) of the *Members Resources and Allowances Rules* state that
 - (2) *A claim against an allowance for a payment or reimbursement shall be made in respect of the fiscal year in which the expenditure was made or incurred, and shall be submitted and received by the clerk not more than 30 days after the end of that fiscal year.*
 - (6) *A claim against an allowance for payment or reimbursement shall not be made more than 60 days after the date on which the expenditure was made.*
- Subsections 24(1), 24(8) and 24(9) of the *House of Assembly Accountability, Integrity and Administration Act* (the Act) state:
 - 24(1) *Where a member incurs an expense and a claim for reimbursement, or payment has been rejected by an officer or staff member of the House of Assembly service, or the member is unsure as to whether an expense, if incurred, will qualify for reimbursement or payment, he or she may request a ruling from the speaker.*
 - (8) *Where the ruling of the speaker is that the expenditure does not comply with the rules and directives of the commission, the member may appeal that ruling to the commission and, after giving the member an opportunity to make a submission in writing in support of the appeal, the commission may decide to reverse,*

uphold or modify the ruling of the speaker, and the decision of the commission is final.

(9) *Notwithstanding that an expense claim has been denied by an officer, staff member or the speaker, in accordance with the rules, where there is an appeal to the commission under this section and the commission determines that that claimed expense amount*

(a) *has been incurred by the member; and*

(b) *is a permitted expense under the Act and rules; and*

(c) *does not exceed an expense amount or allowance allocation permitted under the rules,*

and a denial of payment of the expense amount would, in the opinion of the commission, be unjust, the commission may approve the expenditure for the claimed expense to the extent that the commission considers to be just and the decision of the commission is final.

- The expense claims submitted, totaling \$122.27 and \$72.94, have been reviewed by the Corporate and Members' Services Division and are permitted expenses under the *Members' Resources and Allowances Rules*.
- The attached letters from the Member for Terra Nova provides further details.

Analysis:

Legal Consultation:

Not applicable.

Internal Consultation(s):

Not applicable.

External Consultation(s):

Not applicable.

Comparison to Government Policy:

Not applicable.

Financial Impact:

Not applicable.

Legislative Impact:

Not applicable.

Options:

1. Approve the payment of expense claims totaling \$122.27 and \$72.94 for the Member for Terra Nova.
2. Deny the payment of expenses totaling \$122.27 and \$72.94 for the Member for Terra Nova.

Status:

- Not applicable.

Action Required:

- The decision of the Commission is requested.

Prepared by: Bobbi Russell

Approved by: Sandra Barnes

Approved by:

Date: December 4, 2013

Attachments:

1. Letters from the Member for Terra Nova to the Speaker.
2. Letter from the Speaker to the Member for Terra Nova.



HOUSE OF ASSEMBLY
Newfoundland and Labrador

Sandy Collins, M.H.A.
District of Terra Nova

November 21, 2013

Honourable Ross Wiseman

Speaker's Office

Dear Mr. Speaker:

Please accept this letter as a formal appeal for an expense on claim MECMS303351 that I submitted to Corporate and Members' Services. The expense detailed on the attached expense claim totals \$122.27 and that I ask for your consideration is on August 17, 2013.

This expense was rejected because it was not submitted within the 60 day time frame that is allotted. The reason for the late submission is due to the fact that my receipt was misplaced. Upon finding my receipt it was immediately claimed.

Please consider reimbursement of this expense.

Thank you for your consideration of this request.

Sincerely,

A handwritten signature in black ink, appearing to read 'ARC'.

Sandy Collins, MHA

Terra Nova District

"Working for the people of the Terra Nova District"



HOUSE OF ASSEMBLY
Newfoundland and Labrador

Sandy Collins, M.F.A.
District of Terra Nova

November 21, 2013

Honourable Ross Wiseman

Speaker's Office

Dear Mr. Speaker:

Please accept this letter as a formal appeal for an expense on claim MECMS300087 that I submitted to Corporate and Members' Services. The expense detailed on the attached expense claim totals \$72.94 and that I ask for your consideration is on August 22, 2013.

This expense was rejected because it was not submitted within the 60 day time frame that is allotted. The reason for the late submission is due to the fact that my receipt was misplaced. Upon finding my receipt it was immediately claimed.

Please consider reimbursement of this expense.

Thank you for your consideration of this request.

Sincerely,

A handwritten signature in black ink, appearing to read 'S.C.' or similar initials.

Sandy Collins, MHA

Terra Nova District

"Working for the people of the Terra Nova District"



HOUSE OF ASSEMBLY
Newfoundland and Labrador
OFFICE OF THE SPEAKER

December 2, 2013

Sandy Collins, MHA
District of Terra Nova

Dear Mr. ^{Sandy} Collins:

I am writing in response to your letters of November 21, 2013 regarding expense claims, MECMS303351, for the amount of \$122.27 and MECMS300087, for the amount of \$72.94 that was submitted past the required 60-day deadline.

The process for Members to follow respecting allowance use is outlined in Section 24 of the *House of Assembly Accountability, Integrity and Administration Act* (the Act) and involves the Speaker, in the first instance, with the Commission having the final authority. Subsection 24(4) of the Act states that the Speaker's approval confirms that expenditure complies with the Rules of the Commission.

Given the provisions of Subsection 7(6) of the Rules it is not possible for me to state that the expenditures are in compliance with the Rule. The next step, therefore, is for you to request that the issue be brought to the House of Assembly Management Commission for a final decision.

Please note I will accept your correspondence as an official appeal to the Commission and will arrange that it be included on the agenda of an upcoming meeting.

Regards,

ROSS WISEMAN, MHA
Speaker of the House of Assembly

c.c Ms. Marlene Lambe, Chief Financial Officer