

**House of Assembly Management Commission
Agenda**

**Location: House of Assembly Chamber
Date: May 15, 2013
Time: 8:30 a.m.**

Tab 1 *In Camera* (Speaker's Boardroom)

New Business

Tab 2 **Minutes**
Approval of Minutes for April 23, 2013 meeting

Tab 3 Financial Reports - April 1, 2012 to December 31, 2012

Tab 4 Budget Transfers Ratification



**House of Assembly
Newfoundland and Labrador**

**Minutes of the House of Assembly
Management Commission**

Date: April 23, 2013

Location: House of Assembly Chamber

Time: 5:30 p.m.

Members Present:

Hon. Ross Wiseman, Speaker

Ms. Sandra Barnes, Clerk of the House of Assembly

Ms. Lorraine Michael, MHA (NDP) Signal Hill - Quidi Vidi

Mr. Vaughn Granter, MHA (PC) Humber West

Hon. Joan Shea, MHA (PC) St. Georges – Stephenville

Mr. Dwight Ball, MHA (L) Humber Valley

Mr. Andrew Parsons, MHA (L) Burgeo-LaPoile

Other

Mr. Wade Verge, MHA (PC), Lewisporte, Deputy Speaker

Ms. Bobbi Russell, Policy, Planning & Research Analyst, Clerk's Office

Regrets

Hon. Darin King, Government House Leader

CM 2013-035

The Minutes of the House of Assembly Management Commission meeting held on March 20, 2013 were approved as read.

CM 2013-036

The Commission, pursuant to subsection 24(9) of the *House of Assembly Accountability, Integrity and Administration Act*, approved expense claims totaling \$84.74 for the Member for Burgeo-LaPoile

which were submitted by the Member later than the 60-day deadline as required under subsection 7(6) of the *Members' Resources and Allowances Rules*.

CM 2013-037

The Commission, pursuant to subsection 24(9) of the *House of Assembly Accountability, Integrity and Administration Act*, approved expense claims totaling \$78.04 and \$79.54 for the Member for Mount Pearl North which were submitted by the Member later than the 60-day deadline as required under subsection 7(6) of the *Members' Resources and Allowances Rules*.

CM 2013-038

The Commission, pursuant to subsection 24(9) of the *House of Assembly Accountability, Integrity and Administration Act*, approved expense claims totaling \$420.00 for the Member for St. John's South which were submitted by the Member later than the 60-day deadline as required under subsection 7(6) of the *Members' Resources and Allowances Rules*.

CM 2013-039

The Commission, pursuant to subsection 24(9) of the *House of Assembly Accountability, Integrity and Administration Act*, approved expense claims totaling \$118.00 for the Member for Trinity-Bay de Verde which were submitted by the Member later than the 60-day deadline as required under subsection 7(6) of the *Members' Resources and Allowances Rules*.

CM 2013-040

The Commission, pursuant to subsection 24(9) of the *House of Assembly Accountability, Integrity and Administration Act*, approved expense claims totaling \$169.50 for the Member for Trinity North which were submitted by the Member later than the 60-day deadline as required under subsection 7(6) of the *Members' Resources and Allowances Rules*.

CM 2013-041

The Commission, pursuant to paragraph 23(2)(a) of the *House of Assembly Accountability, Integrity and Administration Act*, appointed Mr. Andrew Parsons, MHA Burgeo-LaPoile, as a member of the Audit Committee, effective immediately.

CM 2013-042

The Commission, pursuant to subsections 20(7) and 15(5), and sections 20 and 64 of the *House of Assembly Accountability, Integrity and Administration Act*, gave final approval to the following proposed amendments to the *Members' Resources and Allowances Rules*, subject to final wording by the Office of the Legislative Counsel:

1. Section 10 of the *Members' Resources and Allowances Rules* is amended by adding immediately after subsection (2) the following:

“(2.1) Subsection (2) does not apply to an allowance claimed under subsection 19(4).”

2. Subsections 18(2), (3) and (4) of the Rules are repealed and the following is substituted:

“(2) A member is entitled to the constituency office accommodation expenses described in subsection 19(1).

(3) The maximum allowance available to a member for office operations and supplies is \$12,000.”

3. Subsection 19(1) of the Rules is amended by deleting the words and figures:

“allowance referred to in paragraph 18(2)(a)” and substituting the words and figures “expenses referred to in subsection 18(2)”.

4. Subsection 20(7) of the Rules is repealed.

5. The Rules are amended by adding immediately after section 33 the following:

“33.1 (1) Notwithstanding sections 31 and 33, a member whose permanent residence is outside the

capital region at a distance greater than commuting distance may opt to travel between that residence and the capital region each day that the House of Assembly is in session and sitting and may claim the actual transportation cost of each daily return trip.

(2) A member who opts to claim an actual transportation cost for a day under subsection (1) cannot claim for costs described in paragraphs 31(1)(b) and (c) and 33(1)(b) and (c).

(3) This section shall apply only to members who represent the Districts of:

- a) Bellevue
- b) Carbonear-Harbour Grace
- c) Ferryland
- d) Harbour Main
- e) Placentia-St. Mary's
- f) Port de Grave; and
- g) Trinity-Bay de Verde.

6. Subsection 38(3) is amended by adding immediately after the word "*Schedule*" the letter "A".
7. The Rules are amended by adding immediately after section 38 the following:

"Helicopter travel

38.1 (1) Where less expensive travel is not available a member from a district listed in Schedule B may, with the prior approval of the Speaker, be reimbursed for the cost of helicopter travel while acting on constituency business within his or her constituency.

(2) The maximum amount which a member may claim in a fiscal year for intra-constituency travel under this section is the amount set out in Schedule B.

8. Subsection 46(3) is amended by adding immediately before paragraph (f) the following:

"(e.2) the expense of renting short term accommodation in one or more locations in the member's constituency to facilitate travel of the member throughout the district to meet with residents on constituency issues;

9. The Schedule to the Act is repealed and the following is substituted:

Schedule A
House Operations
Estimates of Intra-Constituency Costs

Riding No.	Riding Name	Total
1	Baie Verte-Springdale	\$10,100
2	Bay of Islands	12,500
3	Bellevue	13,100
4	Bonavista North	10,100
5	Bonavista South	10,100
6	Burgeo-LaPoile	11,300
7	Burin-Placentia West	8,200
8	Cape St. Francis	7,200
9	Carbonear-Harbour Grace	7,700
10	Cartwright-L'Anse au Clair	25,600
11	Conception Bay East-Bell Island	7,700
12	Conception Bay South	7,200
13	Exploits	10,100
14	Ferryland	10,100
15	Fortune Bay-Cape La Hune	16,300
16	Gander	7,700
17	Grand Bank	12,000
18	Grand Falls-Windsor-Buchans	9,100
19	Grand Falls-Windsor-Green Bay South	7,200
20	Harbour Main	6,900
21	Humber East	6,300
22	Humber Valley	12,000
23	Humber West	8,200
24	Kilbride	7,200
25	Labrador West	7,700
26	Lake Melville	8,000
27	Lewisporte	9,200
28	Mount Pearl North	6,000
29	Mount Pearl South	6,000
30	Placentia-St. Mary's	11,500
31	Port au Port	6,800
32	Port de Grave	7,700
33	Signal Hill-Quidi Vidi	6,000
34	St. Barbe	11,900
35	St. George's-Stephenville East	7,700
36	St. John's Centre	6,000
37	St. John's East	6,000
38	St. John's North	6,000
39	St. John's South	6,000
40	St. John's West	6,000
41	Terra Nova	10,200
42	The Isle of Notre Dame	9,800

43	The Straits-White Bay North	10,100
44	Topsail	6,000
45	Torngat Mountains	20,700
46	Trinity-Bay de Verde	8,600
47	Trinity North	8,200
48	Virginia Waters	6,000
	Total	<u>\$442,000</u>

Schedule B
Helicopter Allocation

Electoral District	Total
Burgeo-LaPoile	\$21,000
Cartwright-L'Anse au Clair	21,000
Fortune Bay-Cape La Hune	24,600
Torngat Mountains	10,500

Adjournment: 5:42 p.m.
Hon. Ross Wiseman, MHA
Speaker and Chair

Sandra Barnes
Clerk and Secretary to the Commission

**House of Assembly Management Commission
Briefing Note**

Title: **Financial Reports - April 1, 2012 to December 31, 2012**

Issue: **Review of:**

- 1. Financial Performance of the Legislature; and**
- 2. Approved Allocations and Actual Expenditures of Members of the House of Assembly.**

Background:

- Paragraph 20(5)(a) of the *House of Assembly Accountability, Integrity and Administration Act* (the Act) states that the House of Assembly Management Commission shall “regularly, and at least quarterly, review the financial performance of the House of Assembly as well as the actual expenditures of members compared with approved allocations.”
- The details of the financial performance of the Legislature (excluding the Office of the Auditor General) are included in the attached Statement of Revenue and Expenditure for the nine-month period ended December 31, 2012. The reports show the actual expenditures, encumbered amounts and revenues for the first three quarters of the fiscal year. All known savings or overruns over budgeted amounts are identified in the report and explanations are provided for significant amounts.
- The details of the financial performance of the Office of the Auditor General are shown on a separate Statement of Revenue and Expenditure for the nine-month period ended December 31, 2012. The reports show the actual expenditures, encumbered amounts and revenues for the first three quarters of the fiscal year. All known savings or overruns over budgeted amounts are identified in the report and explanations are provided for significant amounts.
- The actual expenditures compared with the approved allocations for each Member are included in the Members’ Expenditures Summarized by Category reports for the period April 1, 2012 to December 31, 2012. The Reports include the expenditures for December in the column entitled “Expenditures Processed 01-Dec-12 to 31-Dec-12 (Net of HST)” and the expenditures for the first three quarters of the year in the column entitled “Expenditures Year to Date 01-Apr-12 to 31-Dec-12 (Net of HST)”.

Analysis:

Legal Consultation:
Not applicable

Internal Consultation(s):

Not applicable

External Consultation(s):

Not applicable

Comparison to Government Policy:

Not applicable

Financial Impact:

Not applicable

Legislative Impact:

Not applicable

Options:

Not applicable

Status:

Not applicable

Action Required:

- For review purposes

Drafted by: Wanda Lee Mercer

Approved by: Sandra Barnes

Approved by:



Date: May 8, 2013

Attachments:

1. Statement of Revenue and Expenditure – Legislature (excluding the Office of the Auditor General)
2. Statement of Revenue and Expenditure – Office of the Auditor General
3. Member Accountability and Disclosure Reports



LEGISLATURE (excluding The Office of the Auditor General)
STATEMENT OF REVENUE AND EXPENDITURE
For the Period 1 April 2012 to 31 December 2012
Unaudited

	Original Estimates	Operating Budget	Expenditures Plus Encumbrances & Revenues	Projected Total Expenditures & Revenue	Projected Savings (Over- runs) from Original Budget		Projected Savings (Over- runs) from Operating Budget
1.1.01. ADMINISTRATIVE SUPPORT							
01. Salaries	1,912,800	1,912,800	1,463,526	2,045,600	(132,800)	1	(132,800)
02. Employee Benefits	7,000	7,000	4,130	4,700	2,300		2,300
03. Transportation and Communications	69,800	69,800	40,796	42,300	27,500	2	27,500
04. Supplies	46,200	46,200	24,069	42,700	3,500	3	3,500
05. Professional Services	220,000	199,500	99,073	127,700	92,300	4	71,800
06. Purchased Services	92,000	92,000	44,404	45,600	46,400	5	46,400
07. Property, Furnishings and Equipment	130,000	116,500	66,201	101,600	28,400	6	14,900
	2,477,800	2,443,800	1,742,199	2,410,200	67,600		33,600
02. Revenue - Provincial	-	-	(318)	(318)	318		318
Total: Administrative Support	2,477,800	2,443,800	1,741,881	2,409,882	67,918		33,918

1. Projected overrun related to severance payments and reclassification costs partially offset by savings from vacant position and summer student position not filled.

2. Projected savings as travel to conferences are less than anticipated.

3. Projected savings as expenditures for software are less than anticipated.

4. Projected savings as costs for Accommodations Officer, IT support person and legal fees are less than anticipated.

5. Projected savings as expenditures for printing, training and other purchased services are less than anticipated.

6. Projected savings as expenditures for office equipment is budgeted for the House of Assembly Service, Caucus and Statutory Offices in this activity. Funds were transferred to Broadcast Centre when required.



LEGISLATURE (excluding The Office of the Auditor General)
STATEMENT OF REVENUE AND EXPENDITURE
For the Period 1 April 2012 to 31 December 2012
Unaudited

	Original Estimates	Operating Budget	Expenditures Plus Encumbrances & Revenues	Projected Total Expenditures & Revenue	Projected Savings (Over- runs) from Original Budget		Projected Savings (Over- runs) from Operating Budget
1.1.02. LEGISLATIVE LIBRARY AND RECORDS MANAGEMENT							
01. Salaries	735,100	735,100	529,748	729,000	6,100	1	6,100
02. Employee Benefits	3,700	3,700	2,982	3,500	200		200
03. Transportation and Communications	16,700	12,700	10,363	10,400	6,300	2	2,300
04. Supplies	62,900	60,400	47,306	55,400	7,500	3	5,000
05. Professional Services	7,200	9,700	9,700	9,700	(2,500)	4	-
06. Purchased Services	14,400	14,400	3,911	9,700	4,700	5	4,700
07. Property, Furnishings and Equipment	-	-	-	-	-		-
Total: Legislative Library and Records Management	840,000	836,000	604,010	817,700	22,300		18,300

1. Projected savings as overtime payouts are less than anticipated.
2. Projected savings as expenditures related to travel for conferences are less than anticipated.
3. Projected savings as expenditures for library materials and subscriptions are less than anticipated.
4. Projected overrun due to higher than anticipated costs for web development.
5. Projected savings as expenditures related to binding of library materials are less than anticipated.



LEGISLATURE (excluding The Office of the Auditor General)
STATEMENT OF REVENUE AND EXPENDITURE
For the Period 1 April 2012 to 31 December 2012
Unaudited

	Original Estimates	Operating Budget	Expenditures Plus Encumbrances & Revenues	Projected Total Expenditures & Revenue	Projected Savings (Over- runs) from Original Budget	Projected Savings (Over- runs) from Operating Budget
1.1.03. HANSARD AND THE BROADCAST CENTRE						
01. Salaries	659,300	659,300	484,938	664,400	(5,100) ¹	(5,100)
02. Employee Benefits	1,500	1,500	800	800	700	700
03. Transportation and Communications	14,000	11,800	8,777	8,800	5,200	3,000
04. Supplies	9,000	9,000	5,209	8,200	800	800
06. Purchased Services	301,700	301,700	277,423	331,500	(29,800) ²	(29,800)
07. Property, Furnishings and Equipment	10,000	168,500	167,170	179,900	(169,900) ³	(11,400)
Total: Hansard and the Broadcast Centre	995,500	1,151,800	944,317	1,193,600	(198,100)	(41,800)

1. Projected overrun due to unbudgeted costs of reclassification and hiring of broadcast technologists during filibuster.

2. Purchased Services - Projected overruns for satellite charges due to the length of the sessions and increase in the number of evening sittings as well as urgent equipment repairs partially offset by projected savings for printing of Hansards and webstreaming costs.

3. Projected overrun for broadcast equipment installation.



LEGISLATURE (excluding The Office of the Auditor General)
STATEMENT OF REVENUE AND EXPENDITURE
For the Period 1 April 2012 to 31 December 2012
Unaudited

	Original Estimates	Operating Budget	Expenditures Plus Encumbrances & Revenues	Projected Total Expenditures & Revenue	Projected Savings (Over- runs) from Original Budget		Projected Savings (Over- runs) from Operating Budget
1.1.04. MEMBERS' RESOURCES							
01. Salaries	6,505,000	6,505,000	4,640,789	6,212,000	293,000	1	293,000
03. Transportation and Communications	15,000	15,000	4,891	5,000	10,000	2	10,000
05. Professional Services	80,000	100,500	99,340	95,500	(15,500)	3	5,000
06. Purchased Services	15,000	15,000	11,274	12,000	3,000		3,000
09. Allowances and Assistance	2,829,000	2,684,000	1,550,786	1,961,000	868,000	4	723,000
	9,444,000	9,319,500	6,307,080	8,285,500	1,158,500		1,034,000
02. Revenue - Provincial	-	-	(68,458)	(83,963)	83,963	5	83,963
Total: Members' Resources	9,444,000	9,319,500	6,238,622	8,201,537	-		1,242,463

1. Projected savings as lower than anticipated expenditures for Secretarial Pool, Constituency Assistants and Constituency Assistant replacements.
2. Projected savings as travel expenses for centralized training are less than anticipated.
3. Projected overrun as expenditures for Members' Compensation and Review Committee are higher than budgeted.
4. Projected savings as expenditures for Allowances and Assistance are anticipated to be less than budgeted as Members did not avail of maximum allowable funds.
5. Revenues mainly related to repayment of excess constituency allowances.



LEGISLATURE (excluding The Office of the Auditor General)
STATEMENT OF REVENUE AND EXPENDITURE
For the Period 1 April 2012 to 31 December 2012
Unaudited

	Original Estimates	Operating Budget	Expenditures Plus Encumbrances & Revenues	Projected Total Expenditures & Revenue	Projected Savings (Over- runs) from Original Budget		Projected Savings (Over- runs) from Operating Budget
1.1.05. HOUSE OPERATIONS							
01. Salaries	258,300	258,300	190,986	254,200	4,100		4,100
02. Employee Benefits	9,900	9,900	3,100	3,700	6,200	1	6,200
03. Transportation and Communications	135,500	132,800	44,144	58,900	76,600	2	73,900
04. Supplies	22,300	22,300	15,870	20,200	2,100		2,100
05. Professional Services	3,900	3,900	-	900	3,000		3,000
06. Purchased Services	43,200	52,100	51,480	59,300	(16,100)	3	(7,200)
07. Property, Furnishings and Equipment	1,700	1,700	90	300	1,400		1,400
10. Grants and Subsidies	13,400	13,400	10,981	13,400	-		-
Total: House Operations	488,200	494,400	316,651	410,900	77,300		83,500

1. Projected savings as conference registration fees are less than anticipated.

2. Projected savings as travel to conferences are less than anticipated.

3. Projected overruns as funding for hosting the Atlantic Provinces Parliamentary Conference was reduced as part of the cost savings initiatives exercise.

	Original Estimates	Operating Budget	Expenditures Plus Encumbrances & Revenues	Projected Total Expenditures & Revenue	Projected Savings (Over- runs) from Original Budget		Projected Savings (Over- runs) from Operating Budget
--	-----------------------	---------------------	--	--	---	--	--



LEGISLATURE (excluding The Office of the Auditor General)
STATEMENT OF REVENUE AND EXPENDITURE
For the Period 1 April 2012 to 31 December 2012
Unaudited

1.1.06. GOVERNMENT MEMBERS CAUCUS

01. Salaries	654,700	654,700	485,139	648,200	6,500		6,500
02. Employee Benefits	1,800	1,800	-	400	1,400	1	1,400
03. Transportation and Communications	24,900	24,900	16,599	17,700	7,200	2	7,200
04. Supplies	12,700	12,700	5,366	6,900	5,800	3	5,800
06. Purchased Services	10,500	10,500	3,894	3,800	6,700	4	6,700
07. Property, Furnishings and Equipment	3,500	3,500	-	600	2,900		2,900
10. Grants and Subsidies	47,100	47,100	35,303	47,100	-		-
Total: Government Members Caucus	755,200	755,200	546,301	724,700	30,500		30,500

1. Projected savings as conference and other registration fees are less than anticipated.
2. Projected savings as travel is less than anticipated.
3. Projected savings as office supplies are less than anticipated.
4. Projected savings as training and other purchased services are less than anticipated.



LEGISLATURE (excluding The Office of the Auditor General)
STATEMENT OF REVENUE AND EXPENDITURE
For the Period 1 April 2012 to 31 December 2012
Unaudited

	Original Estimates	Operating Budget	Expenditures Plus Encumbrances & Revenues	Projected Total Expenditures & Revenue	Projected Savings (Over- runs) from Original Budget		Projected Savings (Over- runs) from Operating Budget
1.1.07. OFFICIAL OPPOSITION CAUCUS							
01. Salaries	918,800	918,800	640,365	905,100	13,700	1	13,700
02. Employee Benefits	2,000	3,100	3,074	4,900	(2,900)	2	(1,800)
03. Transportation and Communications	70,000	70,000	40,420	57,800	12,200	3	12,200
04. Supplies	16,800	15,700	13,111	15,700	1,100		-
05. Professional Services	-	-	-	4,000	(4,000)	4	(4,000)
06. Purchased Services	16,900	16,900	13,549	25,900	(9,000)	5	(9,000)
07. Property, Furnishings and Equipment	3,800	3,800	376	600	3,200		3,200
10. Grants and Subsidies	10,500	10,500	7,845	10,500	-		-
Total: Official Opposition Caucus	1,038,800	1,038,800	718,740	1,024,500	14,300		14,300

1. Projected savings as temporary contractual salary costs are less than budgeted for the current fiscal year and Leader's gas expenses were less than budgeted.
2. Projected overruns as expenditures for conference registrations are higher than anticipated.
3. Projected savings as travel less than budgeted.
4. Projected overruns due to hiring of external consultants.
5. Projected overruns related to higher than anticipated expenses for annual subscription, membership and other fees.



LEGISLATURE (excluding The Office of the Auditor General)
STATEMENT OF REVENUE AND EXPENDITURE
For the Period 1 April 2012 to 31 December 2012
Unaudited

1.1.08. THIRD PARTY CAUCUS

01. Salaries	450,400	450,400	340,498	444,100	6,300	¹	6,300
02. Employee Benefits	1,400	1,400	-	1,000	400		400
03. Transportation and Communications	25,700	25,700	21,399	22,500	3,200		3,200
04. Supplies	11,800	10,300	3,618	6,100	5,700	²	4,200
05. Professional Services	-	1,500	1,500	6,500	(6,500)	³	(5,000)
06. Purchased Services	10,000	10,000	3,417	8,400	1,600		1,600
07. Property, Furnishings and Equipment	2,500	2,500	430	3,500	(1,000)		(1,000)
10. Grants and Subsidies	10,500	10,500	7,845	10,500	-		-
Total: Third Party Caucus	512,300	512,300	378,707	502,600	9,700		9,700

1. Projected savings as Leader's gas expenses were less than budgeted.
2. Projected savings as expenditures for office supplies were less than anticipated.
3. Projected overruns due to hiring of external consultants.
4. Projected overrun as expenditures for office equipment were higher than anticipated.

TOTAL HOUSE OF ASSEMBLY

16,551,800	16,551,800	11,489,229	15,285,419	1,266,381	1,266,381
-------------------	-------------------	-------------------	-------------------	------------------	------------------



LEGISLATURE (excluding The Office of the Auditor General)
STATEMENT OF REVENUE AND EXPENDITURE
For the Period 1 April 2012 to 31 December 2012
Unaudited

	Original Estimates	Operating Budget	Expenditures Plus Encumbrances & Revenues	Projected Total Expenditures & Revenue	Projected Savings (Over- runs) from Original Budget		Projected Savings (Over- runs) from Operating Budget
3.1.01. OFFICE OF THE CHIEF ELECTORAL OFFICER							
01. Salaries	951,700	951,700	639,821	907,600	44,100	1	44,100
02. Employee Benefits	5,000	5,000	2,738	3,000	2,000		2,000
03. Transportation and Communications	62,000	62,000	21,277	24,100	37,900	2	37,900
04. Supplies	12,000	12,000	3,059	11,600	400		400
05. Professional Services	70,000	70,000	31,971	60,700	9,300		9,300
06. Purchased Services	163,000	163,000	131,849	143,200	19,800	3	19,800
07. Property, Furnishings and Equipment	9,000	9,000	1,887	8,700	300		300
10. Grants and Subsidies	150,000	150,000	80,884	80,900	69,100	4	69,100
	1,422,700	1,422,700	913,486	1,239,800	182,900		182,900
02. Revenue - Provincial	-	-	-	(8,687)	8,687		8,687
Total: Office of the Chief Electoral Officer	1,422,700	1,422,700	913,486	1,231,113	191,587		191,587

1. Projected savings due to temporary vacancies.

2. Projected savings as travel was less than anticipated.

3. Projected savings as printing and training costs are less than anticipated.

4. Projected savings as majority of Candidate expense subsidies and auditor subsidies for General Election 2011 were processed earlier than anticipated in prior fiscal year.



LEGISLATURE (excluding The Office of the Auditor General)
STATEMENT OF REVENUE AND EXPENDITURE
For the Period 1 April 2012 to 31 December 2012
Unaudited

	Original Estimates	Operating Budget	Expenditures Plus Encumbrances & Revenues	Projected Total Expenditures & Revenue	Projected Savings (Over- runs) from Original Budget	Projected Savings (Over- runs) from Operating Budget
4.1.01. OFFICE OF THE CITIZENS' REPRESENTATIVE						
01. Salaries	630,100	630,100	458,412	625,800	4,300	4,300
02. Employee Benefits	4,000	4,000	2,941	5,600	(1,600)	(1,600)
03. Transportation and Communications	47,200	47,200	18,871	24,000	23,200	23,200
04. Supplies	10,000	10,000	2,966	4,100	5,900	5,900
05. Professional Services	42,700	42,700	-	4,400	38,300	38,300
06. Purchased Services	106,800	106,800	76,783	80,600	26,200	26,200
07. Property, Furnishings and Equipment	5,000	5,000	1,058	4,600	400	400
Total: Office of the Citizens' Representative	845,800	845,800	561,031	749,100	96,700	96,700

1. Projected savings as travel is less than anticipated.
2. Projected savings as legal and consulting fees are less than anticipated.
3. Projected savings as training costs are less than anticipated.



LEGISLATURE (excluding The Office of the Auditor General)
STATEMENT OF REVENUE AND EXPENDITURE
For the Period 1 April 2012 to 31 December 2012
Unaudited

	Original Estimates	Operating Budget	Expenditures Plus Encumbrances & Revenues	Projected Total Expenditures & Revenue	Projected Savings (Over- runs) from Original Budget		Projected Savings (Over- runs) from Operating Budget
5.1.01. OFFICE OF THE CHILD AND YOUTH ADVOCATE							
01. Salaries	991,300	991,300	738,946	1,008,100	(16,800)	1	(16,800)
02. Employee Benefits	5,000	5,000	324	2,800	2,200		2,200
03. Transportation and Communications	75,000	48,600	35,160	40,600	34,400	2	8,000
04. Supplies	10,000	10,000	5,137	7,400	2,600		2,600
05. Professional Services	30,000	56,400	52,139	88,300	(58,300)	3	(31,900)
06. Purchased Services	203,300	203,300	159,417	166,200	37,100	4	37,100
07. Property, Furnishings and Equipment	5,000	5,000	2,015	2,200	2,800		2,800
Total: Office of the Child and Youth Advocate	1,319,600	1,319,600	993,138	1,315,600	4,000		4,000

1. Projected overrun as employee is temporarily assigned to a higher position to work on investigations.
2. Projected savings as travel to advocacy clinics and conferences are less than anticipated.
3. Projected overrun due to higher than anticipated consulting services for reviews and investigations.
4. Projected savings as expenditures for advertising and training are less than anticipated.



LEGISLATURE (excluding The Office of the Auditor General)
STATEMENT OF REVENUE AND EXPENDITURE
For the Period 1 April 2012 to 31 December 2012
Unaudited

	Original Estimates	Operating Budget	Expenditures Plus Encumbrances & Revenues	Projected Total Expenditures & Revenue	Projected Savings (Over- runs) from Original Budget		Projected Savings (Over- runs) from Operating Budget
6.1.01. OFFICE OF THE INFORMATION AND PRIVACY COMMISSIONER							
01. Salaries	1,024,000	1,024,000	715,922	986,900	37,100	1	37,100
02. Employee Benefits	18,800	18,800	2,350	8,100	10,700	2	10,700
03. Transportation and Communications	65,700	65,700	22,966	41,200	24,500	3	24,500
04. Supplies	20,300	20,300	11,481	17,500	2,800		2,800
05. Professional Services	95,000	95,000	1,972	13,400	81,600	4	81,600
06. Purchased Services	169,200	169,200	85,870	111,000	58,200	5	58,200
07. Property, Furnishings and Equipment	20,000	20,000	2,528	18,600	1,400		1,400
Total: Office of the Information and Commissioner	1,413,000	1,413,000	843,089	1,196,700	216,300		216,300
<p>1. Projected savings due to temporary vacancy.</p> <p>2. Projected savings as expenditures for conference registrations are less than anticipated.</p> <p>3. Projected savings as expenditures for travel for presentations, conferences, investigations and training are less than anticipated.</p> <p>4. Projected savings as expenditures for legal services are less than anticipated.</p> <p>5. Projected savings as delayed office space extension, therefore rent costs are lower; less than anticipated expenditures for printing and meeting room rentals.</p>							
TOTAL LEGISLATURE (Excluding the Office of Auditor General)	21,552,900	21,552,900	14,799,973	19,777,932	1,774,968		1,774,968



OFFICE OF THE AUDITOR GENERAL
STATEMENT OF REVENUE AND EXPENDITURE
For the Period 1 April 2012 to 31 December 2012
Unaudited

	Original Estimates	Operating Budget	Actual Expenditures and Revenue	Projected Total Expenditures and Revenue	Projected Savings (Over- runs) from Original Budget	Projected Savings (Over- runs) from Operating Budget
2.1.01. EXECUTIVE SUPPORT						
01. Salaries	209,500	209,500	154,316	212,000	(2,500) ¹	(2,500)
01. Salaries (Statutory)	157,000	157,000	339,245	385,000	(228,000) ²	(228,000)
02. Employee Benefits	3,000	4,800	4,311	4,800	(1,800) ³	-
03. Transportation and Communications	17,000	17,000	14,183	17,000	-	-
05. Professional Services	2,000	2,000	-	2,000	-	-
06. Purchased Services	500	500	366	500	-	-
Total: Executive Support	389,000	390,800	512,421	621,300	(232,300)	(230,500)

¹ Salaries : projected overrun due to step progression for Deputy Auditor General, offset from Audit Salaries.

² Salaries (Statutory): projected overrun due to retirement payout for former Auditor General.

³ Employee Benefits: projected overrun due to additional training seminar for the Auditor General.



OFFICE OF THE AUDITOR GENERAL
STATEMENT OF REVENUE AND EXPENDITURE
For the Period 1 April 2012 to 31 December 2012
Unaudited

	Original Estimates	Operating Budget	Actual Expenditures and Revenue	Projected Total Expenditures and Revenue	Projected Savings (Over- runs) from Original Budget	Projected Savings (Over- runs) from Operating Budget
2.1.02. ADMINISTRATIVE SUPPORT						
01. Salaries	194,300	194,300	150,392	205,700	(11,400) ¹	(11,400)
02. Employee Benefits	5,500	100	13	100	5,400 ²	-
03. Transportation and Communications	33,600	28,600	26,475	28,600	5,000	-
04. Supplies	108,600	108,600	60,390	108,600	-	-
05. Professional Services	6,000	6,000	-	6,000	-	-
06. Purchased Services	204,700	204,700	183,854	204,700	-	-
07. Property, Furnishings and Equipment	47,800	52,800	51,747	52,800	(5,000) ³	-
Total: Administrative Support	600,500	595,100	472,871	606,500	(6,000)	(11,400)

¹ Salaries: projected overrun related to reclassification of Director of Administration retroactive to February 2012.

² Employee Benefits: projected savings as training postponed for 2012-13. Transferred to Employee Benefits Exec (1800), Employee Benefits Audit

³ Property, Furnishings and Equipment: projected overrun to cover additional server hardware. Transferred to PFE Admin (5000).



OFFICE OF THE AUDITOR GENERAL
STATEMENT OF REVENUE AND EXPENDITURE
For the Period 1 April 2012 to 31 December 2012
Unaudited

	Original Estimates	Operating Budget	Actual Expenditures and Revenue	Projected Total Expenditures and Revenue	Projected Savings (Over- runs) from Original Budget	Projected Savings (Over- runs) from Operating Budget
2.1.03. AUDIT OPERATIONS						
01. Salaries	2,601,500	2,548,800	1,648,024	2,548,800	52,700 ¹	-
02. Employee Benefits	53,500	60,100	59,675	60,200	(6,700) ²	(100)
03. Transportation and Communications	67,500	67,500	49,525	67,500	-	-
05. Professional Services	10,000	59,700	59,493	59,500	(49,500) ³	200
	2,732,500	2,736,100	1,816,717	2,736,000	(3,500)	100
02. Revenue - Provincial	(222,700)	(222,700)	26,950	(222,700)	-	-
Total: Audit Operations	2,509,800	2,513,400	1,843,667	2,513,300	(3,500)	100
<p>¹ Audit Salaries: projected savings due to temporary vacancies. Transfer to Audit Employee Benefits (3000), Audit Prof Serv (49,700)</p> <p>² Employee Benefits: projected overrun due to increased CCAF fees and tuition reimbursements for accounting students.</p> <p>³ Professional Services: projected overrun due to hiring of contractual auditors from auditing firm \$49,500 - offset from salary savings</p>						
Total: OFFICE OF THE AUDITOR GENERAL	3,499,300	3,499,300	2,828,959	3,741,100	(241,800)	(241,800)



House of Assembly
Newfoundland and Labrador
Member Accountability and Disclosure Report
Expenditures Summarized by Category
01-Dec-12 to 31-Dec-12

BALL, DWIGHT, MHA

Allowance Category	Expenditure Limit for Fiscal Year 2012/13 (Net of HST)	Expenditures Processed 01-Dec-12 to 31-Dec-12 (Net of HST)	Expenditures Year to Date 01-Apr-12 to 31-Dec-12 (Net of HST)	Funds Available (Net of HST)	Percent Expended to Date
Office Allowances					
Office Accommodations	17,750.00	1,318.40	11,672.55	6,077.45	65.8%
Rental of Short-term Accommodations	664.00	0.00	0.00	664.00	0.0%
Office Start-up Costs	667.00	64.34	240.40	426.60	36.0%
Office Operations	13,274.00	1,611.25	8,260.17	5,013.83	62.2%
Total Office Allowances		2,993.99	20,173.12		
Operational Resources					
Operational Resources	--	34.49	4,317.18	--	--
Total Operational Resources		34.49	4,317.18		
Travel & Living Allowances					
House in Session	--	2,728.15	12,171.06	--	--
House Not in Session	--	1,013.91	1,013.91	--	--
Intra & Extra-Constituency Travel	13,274.00	0.00	1,720.59	11,553.41	13.0%
Total Travel & Living Allowances		3,742.06	14,905.56		
Constituency Allowance					
Constituency Allowance	2,655.00	0.00	117.65	2,537.35	4.4%
Total Constituency Allowance		0.00	117.65		
Total Expenditures		6,770.54	39,513.51		

---- End of Report ----



House of Assembly
Newfoundland and Labrador
Member Accountability and Disclosure Report
Expenditures Summarized by Category
01-Dec-12 to 31-Dec-12

BENNETT, JIM, MHA

Allowance Category	Expenditure Limit for Fiscal Year 2012/13 (Net of HST)	Expenditures Processed 01-Dec-12 to 31-Dec-12 (Net of HST)	Expenditures Year to Date 01-Apr-12 to 31-Dec-12 (Net of HST)	Funds Available (Net of HST)	Percent Expended to Date
Office Allowances					
Office Accommodations	13,513.00	1,175.00	9,987.55	3,525.45	73.9%
Rental of Short-term Accommodations	664.00	0.00	0.00	664.00	0.0%
Office Start-up Costs	833.00	0.00	179.99	653.01	21.6%
Office Operations	13,274.00	3,432.86	5,900.99	7,373.01	44.5%
Total Office Allowances		4,607.86	16,068.53		
Operational Resources					
Operational Resources	--	0.00	9,603.78	--	--
Total Operational Resources		0.00	9,603.78		
Travel & Living Allowances					
House in Session	--	1,934.18	11,633.12	--	--
House Not in Session	--	0.00	1,958.51	--	--
Intra & Extra-Constituency Travel	11,150.00	344.40	4,500.88	6,649.12	40.4%
Total Travel & Living Allowances		2,278.58	18,092.51		
Constituency Allowance					
Constituency Allowance	2,655.00	0.00	381.24	2,273.76	14.4%
Total Constituency Allowance		0.00	381.24		
Total Expenditures		6,886.44	44,146.06		

---- End of Report ----



House of Assembly
Newfoundland and Labrador
Member Accountability and Disclosure Report
Expenditures Summarized by Category
01-Dec-12 to 31-Dec-12

BRAZIL, DAVID, MHA

Allowance Category	Expenditure Limit for Fiscal Year 2012/13 (Net of HST)	Expenditures Processed 01-Dec-12 to 31-Dec-12 (Net of HST)	Expenditures Year to Date 01-Apr-12 to 31-Dec-12 (Net of HST)	Funds Available (Net of HST)	Percent Expended to Date
Office Allowances					
Office Accommodations	6,195.00	0.00	0.00	6,195.00	0.0%
Rental of Short-term Accommodations	541.00	0.00	0.00	541.00	0.0%
Office Start-up Costs	--	0.00	0.00	--	--
Office Operations	13,274.00	2,253.76	6,034.04	7,239.96	45.5%
Total Office Allowances		2,253.76	6,034.04		
Operational Resources					
Operational Resources	--	0.00	1,754.82	--	--
Total Operational Resources		0.00	1,754.82		
Travel & Living Allowances					
House in Session	--	0.00	0.00	--	--
House Not in Session	--	0.00	0.00	--	--
Intra & Extra-Constituency Travel	8,496.00	1,385.10	5,078.11	3,417.89	59.8%
Total Travel & Living Allowances		1,385.10	5,078.11		
Constituency Allowance					
Constituency Allowance	2,655.00	146.35	2,655.00		100.0%
Total Constituency Allowance		146.35	2,655.00		
Total Expenditures		3,785.21	15,521.97		

---- End of Report ----



House of Assembly
Newfoundland and Labrador
Member Accountability and Disclosure Report
Expenditures Summarized by Category
01-Dec-12 to 31-Dec-12

COLLINS, FELIX, MHA

Allowance Category	Expenditure Limit for Fiscal Year 2012/13 (Net of HST)	Expenditures Processed 01-Dec-12 to 31-Dec-12 (Net of HST)	Expenditures Year to Date 01-Apr-12 to 31-Dec-12 (Net of HST)	Funds Available (Net of HST)	Percent Expended to Date
Office Allowances					
Office Accommodations	6,195.00	0.00	0.00	6,195.00	0.0%
Rental of Short-term Accommodations	664.00	0.00	0.00	664.00	0.0%
Office Start-up Costs	--	0.00	0.00	--	--
Office Operations	13,274.00	224.75	3,186.08	10,087.92	24.0%
Total Office Allowances		224.75	3,186.08		
Operational Resources					
Operational Resources	--	0.00	1,887.87	--	--
Total Operational Resources		0.00	1,887.87		
Travel & Living Allowances					
House in Session	--	0.00	40.17	--	--
House Not in Session	--	0.00	294.37	--	--
Intra & Extra-Constituency Travel	12,743.00	0.00	0.00	12,743.00	0.0%
Total Travel & Living Allowances		0.00	334.54		
Constituency Allowance					
Constituency Allowance	2,655.00	95.00	291.54	2,363.46	11.0%
Total Constituency Allowance		95.00	291.54		
Total Expenditures		319.75	5,700.03		

---- End of Report ----



House of Assembly
Newfoundland and Labrador
Member Accountability and Disclosure Report
Expenditures Summarized by Category
01-Dec-12 to 31-Dec-12

COLLINS, SANDY, MHA

Allowance Category	Expenditure Limit for Fiscal Year 2012/13 (Net of HST)	Expenditures Processed 01-Dec-12 to 31-Dec-12 (Net of HST)	Expenditures Year to Date 01-Apr-12 to 31-Dec-12 (Net of HST)	Funds Available (Net of HST)	Percent Expended to Date
Office Allowances					
Office Accommodations	6,195.00	1,500.00	5,500.00	695.00	88.8%
Rental of Short-term Accommodations	664.00	0.00	0.00	664.00	0.0%
Office Start-up Costs	--	0.00	0.00	--	--
Office Operations	13,274.00	1,983.51	3,755.93	9,518.07	28.3%
Total Office Allowances		3,483.51	9,255.93		
Operational Resources					
Operational Resources	--	0.00	3,521.61	--	--
Total Operational Resources		0.00	3,521.61		
Travel & Living Allowances					
House in Session	--	1,985.03	9,236.61	--	--
House Not in Session	--	207.69	4,710.33	--	--
Intra & Extra-Constituency Travel	11,327.00	1,290.66	8,676.61	2,650.39	76.6%
Total Travel & Living Allowances		3,483.38	22,623.55		
Constituency Allowance					
Constituency Allowance	2,655.00	67.11	811.60	1,843.40	30.6%
Total Constituency Allowance		67.11	811.60		
Total Expenditures		7,034.00	36,212.69		

---- End of Report ----



House of Assembly
Newfoundland and Labrador
Member Accountability and Disclosure Report
Expenditures Summarized by Category
01-Dec-12 to 31-Dec-12

CORNECT, TONY, MHA

Allowance Category	Expenditure Limit for Fiscal Year 2012/13 (Net of HST)	Expenditures Processed 01-Dec-12 to 31-Dec-12 (Net of HST)	Expenditures Year to Date 01-Apr-12 to 31-Dec-12 (Net of HST)	Funds Available (Net of HST)	Percent Expended to Date
Office Allowances					
Office Accommodations	9,520.00	746.90	7,279.16	2,240.84	76.5%
Rental of Short-term Accommodations	664.00	0.00	0.00	664.00	0.0%
Office Start-up Costs	--	0.00	0.00	--	--
Office Operations	13,274.00	32.88	3,994.91	9,279.09	30.1%
Total Office Allowances		779.78	11,274.07		
Operational Resources					
Operational Resources	--	46.45	3,293.40	--	--
Total Operational Resources		46.45	3,293.40		
Travel & Living Allowances					
House in Session	--	2,725.16	17,262.77	--	--
House Not in Session	--	0.00	7,647.37	--	--
Intra & Extra-Constituency Travel	7,522.00	82.34	664.25	6,857.75	8.8%
Total Travel & Living Allowances		2,807.50	25,574.39		
Constituency Allowance					
Constituency Allowance	2,655.00	0.00	0.00	2,655.00	0.0%
Total Constituency Allowance		0.00	0.00		
Total Expenditures		3,633.73	40,141.86		

---- End of Report ----



House of Assembly
Newfoundland and Labrador
Member Accountability and Disclosure Report
Expenditures Summarized by Category
01-Dec-12 to 31-Dec-12

CROSS, ELI, MHA

Allowance Category	Expenditure Limit for Fiscal Year 2012/13 (Net of HST)	Expenditures Processed 01-Dec-12 to 31-Dec-12 (Net of HST)	Expenditures Year to Date 01-Apr-12 to 31-Dec-12 (Net of HST)	Funds Available (Net of HST)	Percent Expended to Date
Office Allowances					
Office Accommodations	6,195.00	0.00	0.00	6,195.00	0.0%
Rental of Short-term Accommodations	664.00	0.00	0.00	664.00	0.0%
Office Start-up Costs	723.00	0.00	0.00	723.00	0.0%
Office Operations	13,274.00	67.41	300.42	12,973.58	2.3%
Total Office Allowances		67.41	300.42		
Operational Resources					
Operational Resources	--	0.00	2,311.42	--	--
Total Operational Resources		0.00	2,311.42		
Travel & Living Allowances					
House in Session	--	3,068.88	11,056.48	--	--
House Not in Session	--	468.71	5,873.95	--	--
Intra & Extra-Constituency Travel	11,150.00	400.52	4,292.75	6,857.25	38.5%
Total Travel & Living Allowances		3,938.11	21,223.18		
Constituency Allowance					
Constituency Allowance	2,655.00	0.00	57.49	2,597.51	2.2%
Total Constituency Allowance		0.00	57.49		
Total Expenditures		4,005.52	23,892.51		

---- End of Report ----



House of Assembly
Newfoundland and Labrador
Member Accountability and Disclosure Report
Expenditures Summarized by Category
01-Dec-12 to 31-Dec-12

CRUMMELL, DAN, MHA

Allowance Category	Expenditure Limit for Fiscal Year 2012/13 (Net of HST)	Expenditures Processed 01-Dec-12 to 31-Dec-12 (Net of HST)	Expenditures Year to Date 01-Apr-12 to 31-Dec-12 (Net of HST)	Funds Available (Net of HST)	Percent Expended to Date
Office Allowances					
Office Accommodations	6,195.00	0.00	0.00	6,195.00	0.0%
Rental of Short-term Accommodations	541.00	0.00	0.00	541.00	0.0%
Office Start-up Costs	871.00	0.00	0.00	871.00	0.0%
Office Operations	13,274.00	0.00	3.05	13,270.95	0.0%
Total Office Allowances		0.00	3.05		
Operational Resources					
Operational Resources	--	0.00	1,310.48	--	--
Total Operational Resources		0.00	1,310.48		
Travel & Living Allowances					
House in Session	--	0.00	0.00	--	--
House Not in Session	--	0.00	0.00	--	--
Intra & Extra-Constituency Travel	6,637.00	0.00	0.00	6,637.00	0.0%
Total Travel & Living Allowances		0.00	0.00		
Constituency Allowance					
Constituency Allowance	2,655.00	0.00	0.00	2,655.00	0.0%
Total Constituency Allowance		0.00	0.00		
Total Expenditures		0.00	1,313.53		

---- End of Report ----



House of Assembly
Newfoundland and Labrador
Member Accountability and Disclosure Report
Expenditures Summarized by Category
01-Dec-12 to 31-Dec-12

DALLEY, DERRICK, MHA

Allowance Category	Expenditure Limit for Fiscal Year 2012/13 (Net of HST)	Expenditures Processed 01-Dec-12 to 31-Dec-12 (Net of HST)	Expenditures Year to Date 01-Apr-12 to 31-Dec-12 (Net of HST)	Funds Available (Net of HST)	Percent Expended to Date
Office Allowances					
Office Accommodations	12,000.00	1,000.00	9,000.00	3,000.00	75.0%
Rental of Short-term Accommodations	664.00	0.00	0.00	664.00	0.0%
Office Start-up Costs	--	0.00	0.00	--	--
Office Operations	13,274.00	141.93	2,341.18	10,932.82	17.6%
Total Office Allowances		1,141.93	11,341.18		
Operational Resources					
Operational Resources	--	841.30	4,057.03	--	--
Total Operational Resources		841.30	4,057.03		
Travel & Living Allowances					
House in Session	--	4,025.62	17,857.40	--	--
House Not in Session	--	0.00	44.64	--	--
Intra & Extra-Constituency Travel	10,885.00	1,162.11	2,827.20	8,057.80	26.0%
Total Travel & Living Allowances		5,187.73	20,729.24		
Constituency Allowance					
Constituency Allowance	2,655.00	90.00	461.37	2,193.63	17.4%
Total Constituency Allowance		90.00	461.37		
Total Expenditures					
		7,260.96	36,588.82		

---- End of Report ----



House of Assembly
Newfoundland and Labrador
Member Accountability and Disclosure Report
Expenditures Summarized by Category
01-Dec-12 to 31-Dec-12

DAVIS, PAUL, MHA

Allowance Category	Expenditure Limit for Fiscal Year 2012/13 (Net of HST)	Expenditures Processed 01-Dec-12 to 31-Dec-12 (Net of HST)	Expenditures Year to Date 01-Apr-12 to 31-Dec-12 (Net of HST)	Funds Available (Net of HST)	Percent Expended to Date
Office Allowances					
Office Accommodations	6,195.00	0.00	0.00	6,195.00	0.0%
Rental of Short-term Accommodations	541.00	0.00	0.00	541.00	0.0%
Office Start-up Costs	--	0.00	0.00	--	--
Office Operations	13,274.00	2,855.90	5,949.33	7,324.67	44.8%
Total Office Allowances		2,855.90	5,949.33		
Operational Resources					
Operational Resources	--	0.00	1,345.41	--	--
Total Operational Resources		0.00	1,345.41		
Travel & Living Allowances					
House in Session	--	0.00	0.00	--	--
House Not in Session	--	0.00	0.00	--	--
Intra & Extra-Constituency Travel	6,637.00	0.00	0.00	6,637.00	0.0%
Total Travel & Living Allowances		0.00	0.00		
Constituency Allowance					
Constituency Allowance	2,655.00	104.71	916.83	1,738.17	34.5%
Total Constituency Allowance		104.71	916.83		
Total Expenditures		2,960.61	8,211.57		

---- End of Report ----



House of Assembly
Newfoundland and Labrador
Member Accountability and Disclosure Report
Expenditures Summarized by Category
01-Dec-12 to 31-Dec-12

DINN, JOHN, MHA

Allowance Category	Expenditure Limit for Fiscal Year 2012/13 (Net of HST)	Expenditures Processed 01-Dec-12 to 31-Dec-12 (Net of HST)	Expenditures Year to Date 01-Apr-12 to 31-Dec-12 (Net of HST)	Funds Available (Net of HST)	Percent Expended to Date
Office Allowances					
Office Accommodations	6,195.00	0.00	0.00	6,195.00	0.0%
Rental of Short-term Accommodations	541.00	0.00	0.00	541.00	0.0%
Office Start-up Costs	--	0.00	0.00	--	--
Office Operations	13,274.00	60.00	626.61	12,647.39	4.7%
Total Office Allowances		60.00	626.61		
Operational Resources					
Operational Resources	--	0.00	1,062.37	--	--
Total Operational Resources		0.00	1,062.37		
Travel & Living Allowances					
House in Session	--	0.00	0.00	--	--
House Not in Session	--	0.00	0.00	--	--
Intra & Extra-Constituency Travel	7,965.00	0.00	0.00	7,965.00	0.0%
Total Travel & Living Allowances		0.00	0.00		
Constituency Allowance					
Constituency Allowance	2,655.00	0.00	0.00	2,655.00	0.0%
Total Constituency Allowance		0.00	0.00		
Total Expenditures		60.00	1,688.98		

---- End of Report ----



House of Assembly
Newfoundland and Labrador
Member Accountability and Disclosure Report
Expenditures Summarized by Category
01-Dec-12 to 31-Dec-12

DUNDERDALE, KATHY, MHA

Allowance Category	Expenditure Limit for Fiscal Year 2012/13 (Net of HST)	Expenditures Processed 01-Dec-12 to 31-Dec-12 (Net of HST)	Expenditures Year to Date 01-Apr-12 to 31-Dec-12 (Net of HST)	Funds Available (Net of HST)	Percent Expended to Date
Office Allowances					
Office Accommodations	6,195.00	0.00	0.00	6,195.00	0.0%
Rental of Short-term Accommodations	541.00	0.00	0.00	541.00	0.0%
Office Start-up Costs	--	0.00	0.00	--	--
Office Operations	13,274.00	0.00	0.00	13,274.00	0.0%
Total Office Allowances		0.00	0.00		
Operational Resources					
Operational Resources	--	0.00	0.00	--	--
Total Operational Resources		0.00	0.00		
Travel & Living Allowances					
House in Session	--	0.00	0.00	--	--
House Not in Session	--	0.00	0.00	--	--
Intra & Extra-Constituency Travel	6,637.00	0.00	0.00	6,637.00	0.0%
Total Travel & Living Allowances		0.00	0.00		
Constituency Allowance					
Constituency Allowance	2,655.00	0.00	0.00	2,655.00	0.0%
Total Constituency Allowance		0.00	0.00		
Total Expenditures		0.00	0.00		

---- End of Report ----



House of Assembly
Newfoundland and Labrador
Member Accountability and Disclosure Report
Expenditures Summarized by Category
01-Dec-12 to 31-Dec-12

EDMUNDS, RANDY, MHA

Allowance Category	Expenditure Limit for Fiscal Year 2012/13 (Net of HST)	Expenditures Processed 01-Dec-12 to 31-Dec-12 (Net of HST)	Expenditures Year to Date 01-Apr-12 to 31-Dec-12 (Net of HST)	Funds Available (Net of HST)	Percent Expended to Date
Office Allowances					
Office Accommodations	6,195.00	0.00	0.00	6,195.00	0.0%
Rental of Short-term Accommodations	664.00	0.00	0.00	664.00	0.0%
Office Start-up Costs	294.00	0.00	66.34	227.66	22.6%
Office Operations	13,274.00	1,108.61	1,341.84	11,932.16	10.1%
Total Office Allowances		1,108.61	1,408.18		
Operational Resources					
Operational Resources	--	0.00	2,465.23	--	--
Total Operational Resources		0.00	2,465.23		
Travel & Living Allowances					
House in Session	--	5,346.89	22,668.43	--	--
House Not in Session	--	369.39	6,747.06	--	--
Intra & Extra-Constituency Travel	40,619.00	0.00	9,751.07	30,867.93	24.0%
Total Travel & Living Allowances		5,716.28	39,166.56		
Constituency Allowance					
Constituency Allowance	2,655.00	0.00	135.27	2,519.73	5.1%
Total Constituency Allowance		0.00	135.27		
Total Expenditures		6,824.89	43,175.24		

---- End of Report ----



House of Assembly
Newfoundland and Labrador
Member Accountability and Disclosure Report
Expenditures Summarized by Category
01-Dec-12 to 31-Dec-12

FORSEY, CLAYTON, MHA

Allowance Category	Expenditure Limit for Fiscal Year 2012/13 (Net of HST)	Expenditures Processed 01-Dec-12 to 31-Dec-12 (Net of HST)	Expenditures Year to Date 01-Apr-12 to 31-Dec-12 (Net of HST)	Funds Available (Net of HST)	Percent Expended to Date
Office Allowances					
Office Accommodations	19,200.00	1,600.00	14,400.00	4,800.00	75.0%
Rental of Short-term Accommodations	664.00	0.00	0.00	664.00	0.0%
Office Start-up Costs	--	0.00	0.00	--	--
Office Operations	13,274.00	1,232.89	3,698.09	9,575.91	27.9%
Total Office Allowances		2,832.89	18,098.09		
Operational Resources					
Operational Resources	--	34.49	2,450.87	--	--
Total Operational Resources		34.49	2,450.87		
Travel & Living Allowances					
House in Session	--	2,255.71	11,206.80	--	--
House Not in Session	--	0.00	2,789.03	--	--
Intra & Extra-Constituency Travel	11,150.00	0.00	1,619.34	9,530.66	14.5%
Total Travel & Living Allowances		2,255.71	15,615.17		
Constituency Allowance					
Constituency Allowance	2,655.00	0.00	318.62	2,336.38	12.0%
Total Constituency Allowance		0.00	318.62		
Total Expenditures		5,123.09	36,482.75		

---- End of Report ----



House of Assembly
Newfoundland and Labrador
Member Accountability and Disclosure Report
Expenditures Summarized by Category
01-Dec-12 to 31-Dec-12

FRENCH, TERRY, MHA

Allowance Category	Expenditure Limit for Fiscal Year 2012/13 (Net of HST)	Expenditures Processed 01-Dec-12 to 31-Dec-12 (Net of HST)	Expenditures Year to Date 01-Apr-12 to 31-Dec-12 (Net of HST)	Funds Available (Net of HST)	Percent Expended to Date
Office Allowances					
Office Accommodations	6,195.00	0.00	0.00	6,195.00	0.0%
Rental of Short-term Accommodations	541.00	0.00	0.00	541.00	0.0%
Office Start-up Costs	--	0.00	0.00	--	--
Office Operations	13,274.00	1,289.05	4,413.74	8,860.26	33.3%
Total Office Allowances		1,289.05	4,413.74		
Operational Resources					
Operational Resources	--	0.00	1,809.42	--	--
Total Operational Resources		0.00	1,809.42		
Travel & Living Allowances					
House in Session	--	0.00	0.00	--	--
House Not in Session	--	0.00	0.00	--	--
Intra & Extra-Constituency Travel	7,965.00	0.00	0.00	7,965.00	0.0%
Total Travel & Living Allowances		0.00	0.00		
Constituency Allowance					
Constituency Allowance	2,655.00	194.95	1,012.17	1,642.83	38.1%
Total Constituency Allowance		194.95	1,012.17		
Total Expenditures		1,484.00	7,235.33		

---- End of Report ----



House of Assembly
Newfoundland and Labrador
Member Accountability and Disclosure Report
Expenditures Summarized by Category
01-Dec-12 to 31-Dec-12

GRANTER, VAUGHN, MHA

Allowance Category	Expenditure Limit for Fiscal Year 2012/13 (Net of HST)	Expenditures Processed 01-Dec-12 to 31-Dec-12 (Net of HST)	Expenditures Year to Date 01-Apr-12 to 31-Dec-12 (Net of HST)	Funds Available (Net of HST)	Percent Expended to Date
Office Allowances					
Office Accommodations	6,195.00	0.00	0.00	6,195.00	0.0%
Rental of Short-term Accommodations	664.00	0.00	0.00	664.00	0.0%
Office Start-up Costs	--	0.00	0.00	--	--
Office Operations	13,274.00	1,431.79	6,431.13	6,842.87	48.4%
Total Office Allowances		1,431.79	6,431.13		
Operational Resources					
Operational Resources	--	34.49	1,793.03	--	--
Total Operational Resources		34.49	1,793.03		
Travel & Living Allowances					
House in Session	--	3,147.85	16,123.59	--	--
House Not in Session	--	0.00	7,118.74	--	--
Intra & Extra-Constituency Travel	9,027.00	0.00	859.26	8,167.74	9.5%
Total Travel & Living Allowances		3,147.85	24,101.59		
Constituency Allowance					
Constituency Allowance	2,655.00	97.35	262.52	2,392.48	9.9%
Total Constituency Allowance		97.35	262.52		
Total Expenditures		4,711.48	32,588.27		

---- End of Report ----



House of Assembly
Newfoundland and Labrador
Member Accountability and Disclosure Report
Expenditures Summarized by Category
01-Dec-12 to 31-Dec-12

HEDDERSON, TOM, MHA

Allowance Category	Expenditure Limit for Fiscal Year 2012/13 (Net of HST)	Expenditures Processed 01-Dec-12 to 31-Dec-12 (Net of HST)	Expenditures Year to Date 01-Apr-12 to 31-Dec-12 (Net of HST)	Funds Available (Net of HST)	Percent Expended to Date
Office Allowances					
Office Accommodations	16,200.00	1,350.00	12,150.00	4,050.00	75.0%
Rental of Short-term Accommodations	664.00	0.00	0.00	664.00	0.0%
Office Start-up Costs	--	0.00	0.00	--	--
Office Operations	13,274.00	204.80	2,807.11	10,466.89	21.1%
Total Office Allowances		1,554.80	14,957.11		
Operational Resources					
Operational Resources	--	46.45	3,648.32	--	--
Total Operational Resources		46.45	3,648.32		
Travel & Living Allowances					
House in Session	--	0.00	864.82	--	--
House Not in Session	--	0.00	0.00	--	--
Intra & Extra-Constituency Travel	7,611.00	192.61	638.58	6,972.42	8.4%
Total Travel & Living Allowances		192.61	1,503.40		
Constituency Allowance					
Constituency Allowance	2,655.00	549.72	1,449.12	1,205.88	54.6%
Total Constituency Allowance		549.72	1,449.12		
Total Expenditures		2,343.58	21,557.95		

---- End of Report ----



House of Assembly
Newfoundland and Labrador
Member Accountability and Disclosure Report
Expenditures Summarized by Category
01-Dec-12 to 31-Dec-12

HUNTER, RAY, MHA

Allowance Category	Expenditure Limit for Fiscal Year 2012/13 (Net of HST)	Expenditures Processed 01-Dec-12 to 31-Dec-12 (Net of HST)	Expenditures Year to Date 01-Apr-12 to 31-Dec-12 (Net of HST)	Funds Available (Net of HST)	Percent Expended to Date
Office Allowances					
Office Accommodations	6,195.00	0.00	0.00	6,195.00	0.0%
Rental of Short-term Accommodations	664.00	0.00	0.00	664.00	0.0%
Office Start-up Costs	--	0.00	0.00	--	--
Office Operations	13,274.00	2,798.83	7,408.08	5,865.92	55.8%
Total Office Allowances		2,798.83	7,408.08		
Operational Resources					
Operational Resources	--	0.00	2,408.28	--	--
Total Operational Resources		0.00	2,408.28		
Travel & Living Allowances					
House in Session	--	1,749.14	10,998.62	--	--
House Not in Session	--	0.00	3,099.91	--	--
Intra & Extra-Constituency Travel	7,965.00	0.00	3,977.49	3,987.51	49.9%
Total Travel & Living Allowances		1,749.14	18,076.02		
Constituency Allowance					
Constituency Allowance	2,655.00	0.00	1,898.97	756.03	71.5%
Total Constituency Allowance		0.00	1,898.97		
Total Expenditures		4,547.97	29,791.35		

---- End of Report ----



House of Assembly
Newfoundland and Labrador
Member Accountability and Disclosure Report
Expenditures Summarized by Category
01-Dec-12 to 31-Dec-12

HUTCHINGS, KEITH, MHA

Allowance Category	Expenditure Limit for Fiscal Year 2012/13 (Net of HST)	Expenditures Processed 01-Dec-12 to 31-Dec-12 (Net of HST)	Expenditures Year to Date 01-Apr-12 to 31-Dec-12 (Net of HST)	Funds Available (Net of HST)	Percent Expended to Date
Office Allowances					
Office Accommodations	6,195.00	0.00	0.00	6,195.00	0.0%
Rental of Short-term Accommodations	541.00	0.00	0.00	541.00	0.0%
Office Start-up Costs	--	0.00	0.00	--	--
Office Operations	13,274.00	60.00	2,375.96	10,898.04	17.9%
Total Office Allowances		60.00	2,375.96		
Operational Resources					
Operational Resources	--	0.00	1,447.42	--	--
Total Operational Resources		0.00	1,447.42		
Travel & Living Allowances					
House in Session	--	0.00	0.00	--	--
House Not in Session	--	0.00	0.00	--	--
Intra & Extra-Constituency Travel	11,150.00	71.42	1,307.91	9,842.09	11.7%
Total Travel & Living Allowances		71.42	1,307.91		
Constituency Allowance					
Constituency Allowance	2,655.00	210.77	661.46	1,993.54	24.9%
Total Constituency Allowance		210.77	661.46		
Total Expenditures		342.19	5,792.75		

---- End of Report ----



House of Assembly
Newfoundland and Labrador
Member Accountability and Disclosure Report
Expenditures Summarized by Category
01-Dec-12 to 31-Dec-12

JACKMAN, CLYDE, MHA

Allowance Category	Expenditure Limit for Fiscal Year 2012/13 (Net of HST)	Expenditures Processed 01-Dec-12 to 31-Dec-12 (Net of HST)	Expenditures Year to Date 01-Apr-12 to 31-Dec-12 (Net of HST)	Funds Available (Net of HST)	Percent Expended to Date
Office Allowances					
Office Accommodations	6,195.00	250.00	2,250.00	3,945.00	36.3%
Rental of Short-term Accommodations	664.00	0.00	0.00	664.00	0.0%
Office Start-up Costs	--	0.00	0.00	--	--
Office Operations	13,274.00	1,090.48	5,593.26	7,680.74	42.1%
Total Office Allowances		1,340.48	7,843.26		
Operational Resources					
Operational Resources	--	46.45	2,292.19	--	--
Total Operational Resources		46.45	2,292.19		
Travel & Living Allowances					
House in Session	--	985.35	4,906.04	--	--
House Not in Session	--	0.00	0.00	--	--
Intra & Extra-Constituency Travel	9,027.00	0.00	2,338.01	6,688.99	25.9%
Total Travel & Living Allowances		985.35	7,244.05		
Constituency Allowance					
Constituency Allowance	2,655.00	161.61	474.43	2,180.57	17.9%
Total Constituency Allowance		161.61	474.43		
Total Expenditures		2,533.89	17,853.93		

---- End of Report ----



House of Assembly
Newfoundland and Labrador
Member Accountability and Disclosure Report
Expenditures Summarized by Category
01-Dec-12 to 31-Dec-12

JOHNSON, CHARLENE, MHA

Allowance Category	Expenditure Limit for Fiscal Year 2012/13 (Net of HST)	Expenditures Processed 01-Dec-12 to 31-Dec-12 (Net of HST)	Expenditures Year to Date 01-Apr-12 to 31-Dec-12 (Net of HST)	Funds Available (Net of HST)	Percent Expended to Date
Office Allowances					
Office Accommodations	6,195.00	0.00	0.00	6,195.00	0.0%
Rental of Short-term Accommodations	664.00	0.00	0.00	664.00	0.0%
Office Start-up Costs	--	0.00	0.00	--	--
Office Operations	13,274.00	39.90	836.35	12,437.65	6.3%
Total Office Allowances		39.90	836.35		
Operational Resources					
Operational Resources	--	0.00	2,700.04	--	--
Total Operational Resources		0.00	2,700.04		
Travel & Living Allowances					
House in Session	--	0.00	528.39	--	--
House Not in Session	--	195.29	2,983.42	--	--
Intra & Extra-Constituency Travel	9,558.00	261.69	1,222.21	8,335.79	12.8%
Total Travel & Living Allowances		456.98	4,734.02		
Constituency Allowance					
Constituency Allowance	2,655.00	70.53	941.05	1,713.95	35.4%
Total Constituency Allowance		70.53	941.05		
Total Expenditures					
		567.41	9,211.46		

---- End of Report ----



House of Assembly
Newfoundland and Labrador
Member Accountability and Disclosure Report
Expenditures Summarized by Category
01-Dec-12 to 31-Dec-12

JONES, YVONNE, MHA

Allowance Category	Expenditure Limit for Fiscal Year 2012/13 (Net of HST)	Expenditures Processed 01-Dec-12 to 31-Dec-12 (Net of HST)	Expenditures Year to Date 01-Apr-12 to 31-Dec-12 (Net of HST)	Funds Available (Net of HST)	Percent Expended to Date
Office Allowances					
Office Accommodations	6,195.00	0.00	0.00	6,195.00	0.0%
Rental of Short-term Accommodations	664.00	554.91	554.91	109.09	83.6%
Office Start-up Costs	--	0.00	0.00	--	--
Office Operations	13,274.00	281.74	6,346.26	6,927.74	47.8%
Total Office Allowances		836.65	6,901.17		
Operational Resources					
Operational Resources	--	0.00	3,441.94	--	--
Total Operational Resources		0.00	3,441.94		
Travel & Living Allowances					
House in Session	--	0.00	11,930.01	--	--
House Not in Session	--	4,253.07	9,825.42	--	--
Intra & Extra-Constituency Travel	43,540.00	3,501.60	24,304.80	19,235.20	55.8%
Total Travel & Living Allowances		7,754.67	46,060.23		
Constituency Allowance					
Constituency Allowance	2,655.00	684.21	2,265.78	389.22	85.3%
Total Constituency Allowance		684.21	2,265.78		
Total Expenditures					
		9,275.53	58,669.12		

---- End of Report ----



House of Assembly
Newfoundland and Labrador
Member Accountability and Disclosure Report
Expenditures Summarized by Category
01-Dec-12 to 31-Dec-12

JOYCE, EDDIE, MHA

Allowance Category	Expenditure Limit for Fiscal Year 2012/13 (Net of HST)	Expenditures Processed 01-Dec-12 to 31-Dec-12 (Net of HST)	Expenditures Year to Date 01-Apr-12 to 31-Dec-12 (Net of HST)	Funds Available (Net of HST)	Percent Expended to Date
Office Allowances					
Office Accommodations	12,012.00	0.00	9,800.00	2,212.00	81.6%
Rental of Short-term Accommodations	664.00	0.00	0.00	664.00	0.0%
Office Start-up Costs	520.00	0.00	354.96	165.04	68.3%
Office Operations	13,274.00	543.25	4,652.63	8,621.37	35.1%
Total Office Allowances		543.25	14,807.59		
Operational Resources					
Operational Resources	--	30.00	3,113.48	--	--
Total Operational Resources		30.00	3,113.48		
Travel & Living Allowances					
House in Session	--	3,500.46	21,310.35	--	--
House Not in Session	--	883.05	3,327.67	--	--
Intra & Extra-Constituency Travel	13,805.00	322.51	3,214.36	10,590.64	23.3%
Total Travel & Living Allowances		4,706.02	27,852.38		
Constituency Allowance					
Constituency Allowance	2,655.00	282.31	1,040.42	1,614.58	39.2%
Total Constituency Allowance		282.31	1,040.42		
Total Expenditures		5,561.58	46,813.87		

---- End of Report ----



House of Assembly
Newfoundland and Labrador
Member Accountability and Disclosure Report
Expenditures Summarized by Category
01-Dec-12 to 31-Dec-12

KENNEDY, JEROME, MHA

Allowance Category	Expenditure Limit for Fiscal Year 2012/13 (Net of HST)	Expenditures Processed 01-Dec-12 to 31-Dec-12 (Net of HST)	Expenditures Year to Date 01-Apr-12 to 31-Dec-12 (Net of HST)	Funds Available (Net of HST)	Percent Expended to Date
Office Allowances					
Office Accommodations	14,900.00	1,241.67	11,175.03	3,724.97	75.0%
Rental of Short-term Accommodations	664.00	0.00	0.00	664.00	0.0%
Office Start-up Costs	--	0.00	0.00	--	--
Office Operations	13,274.00	104.85	1,303.25	11,970.75	9.8%
Total Office Allowances		1,346.52	12,478.28		
Operational Resources					
Operational Resources	--	-34.55	3,255.60	--	--
Total Operational Resources		-34.55	3,255.60		
Travel & Living Allowances					
House in Session	--	0.00	22.32	--	--
House Not in Session	--	0.00	846.45	--	--
Intra & Extra-Constituency Travel	8,496.00	0.00	1,019.27	7,476.73	12.0%
Total Travel & Living Allowances		0.00	1,888.04		
Constituency Allowance					
Constituency Allowance	2,655.00	0.00	195.02	2,459.98	7.3%
Total Constituency Allowance		0.00	195.02		
Total Expenditures		1,311.97	17,816.94		

---- End of Report ----



House of Assembly
Newfoundland and Labrador
Member Accountability and Disclosure Report
Expenditures Summarized by Category
01-Dec-12 to 31-Dec-12

KENT, STEVE, MHA

Allowance Category	Expenditure Limit for Fiscal Year 2012/13 (Net of HST)	Expenditures Processed 01-Dec-12 to 31-Dec-12 (Net of HST)	Expenditures Year to Date 01-Apr-12 to 31-Dec-12 (Net of HST)	Funds Available (Net of HST)	Percent Expended to Date
Office Allowances					
Office Accommodations	6,195.00	0.00	0.00	6,195.00	0.0%
Rental of Short-term Accommodations	541.00	0.00	0.00	541.00	0.0%
Office Start-up Costs	--	0.00	0.00	--	--
Office Operations	13,274.00	181.25	4,727.12	8,546.88	35.6%
Total Office Allowances		181.25	4,727.12		
Operational Resources					
Operational Resources	--	0.00	2,791.39	--	--
Total Operational Resources		0.00	2,791.39		
Travel & Living Allowances					
House in Session	--	0.00	0.00	--	--
House Not in Session	--	0.00	0.00	--	--
Intra & Extra-Constituency Travel	6,637.00	383.47	383.47	6,253.53	5.8%
Total Travel & Living Allowances		383.47	383.47		
Constituency Allowance					
Constituency Allowance	2,655.00	118.00	515.00	2,140.00	19.4%
Total Constituency Allowance		118.00	515.00		
Total Expenditures		682.72	8,416.98		

---- End of Report ----



House of Assembly
Newfoundland and Labrador
Member Accountability and Disclosure Report
Expenditures Summarized by Category
01-Dec-12 to 31-Dec-12

KING, DARIN, MHA

Allowance Category	Expenditure Limit for Fiscal Year 2012/13 (Net of HST)	Expenditures Processed 01-Dec-12 to 31-Dec-12 (Net of HST)	Expenditures Year to Date 01-Apr-12 to 31-Dec-12 (Net of HST)	Funds Available (Net of HST)	Percent Expended to Date
Office Allowances					
Office Accommodations	8,879.00	739.90	6,659.10	2,219.90	75.0%
Rental of Short-term Accommodations	664.00	0.00	0.00	664.00	0.0%
Office Start-up Costs	--	0.00	0.00	--	--
Office Operations	13,274.00	1,290.49	11,607.68	1,666.32	87.4%
Total Office Allowances		2,030.39	18,266.78		
Operational Resources					
Operational Resources	--	46.45	4,190.09	--	--
Total Operational Resources		46.45	4,190.09		
Travel & Living Allowances					
House in Session	--	742.08	1,818.93	--	--
House Not in Session	--	0.00	2,161.55	--	--
Intra & Extra-Constituency Travel	13,274.00	399.08	5,800.86	7,473.14	43.7%
Total Travel & Living Allowances		1,141.16	9,781.34		
Constituency Allowance					
Constituency Allowance	2,655.00	297.34	882.14	1,772.86	33.2%
Total Constituency Allowance		297.34	882.14		
Total Expenditures		3,515.34	33,120.35		

---- End of Report ----



House of Assembly
Newfoundland and Labrador
Member Accountability and Disclosure Report
Expenditures Summarized by Category
01-Dec-12 to 31-Dec-12

KIRBY, DALE, MHA

Allowance Category	Expenditure Limit for Fiscal Year 2012/13 (Net of HST)	Expenditures Processed 01-Dec-12 to 31-Dec-12 (Net of HST)	Expenditures Year to Date 01-Apr-12 to 31-Dec-12 (Net of HST)	Funds Available (Net of HST)	Percent Expended to Date
Office Allowances					
Office Accommodations	6,195.00	0.00	233.93	5,961.07	3.8%
Rental of Short-term Accommodations	541.00	0.00	0.00	541.00	0.0%
Office Start-up Costs	150.00	0.00	7.06	142.94	4.7%
Office Operations	13,274.00	2,536.89	9,501.44	3,772.56	71.6%
Total Office Allowances		2,536.89	9,742.43		
Operational Resources					
Operational Resources	--	0.00	1,760.32	--	--
Total Operational Resources		0.00	1,760.32		
Travel & Living Allowances					
House in Session	--	0.00	0.00	--	--
House Not in Session	--	0.00	0.00	--	--
Intra & Extra-Constituency Travel	6,637.00	289.68	4,168.55	2,468.45	62.8%
Total Travel & Living Allowances		289.68	4,168.55		
Constituency Allowance					
Constituency Allowance	2,655.00	257.95	1,333.29	1,321.71	50.2%
Total Constituency Allowance		257.95	1,333.29		
Total Expenditures		3,084.52	17,004.59		

---- End of Report ----



House of Assembly
Newfoundland and Labrador
Member Accountability and Disclosure Report
Expenditures Summarized by Category
01-Dec-12 to 31-Dec-12

LANE, PAUL, MHA

Allowance Category	Expenditure Limit for Fiscal Year 2012/13 (Net of HST)	Expenditures Processed 01-Dec-12 to 31-Dec-12 (Net of HST)	Expenditures Year to Date 01-Apr-12 to 31-Dec-12 (Net of HST)	Funds Available (Net of HST)	Percent Expended to Date
Office Allowances					
Office Accommodations	6,195.00	0.00	0.00	6,195.00	0.0%
Rental of Short-term Accommodations	541.00	0.00	0.00	541.00	0.0%
Office Start-up Costs	813.00	0.00	162.50	650.50	20.0%
Office Operations	13,274.00	809.25	2,067.78	11,206.22	15.6%
Total Office Allowances		809.25	2,230.28		
Operational Resources					
Operational Resources	--	0.00	1,638.55	--	--
Total Operational Resources		0.00	1,638.55		
Travel & Living Allowances					
House in Session	--	0.00	0.00	--	--
House Not in Session	--	0.00	0.00	--	--
Intra & Extra-Constituency Travel	6,637.00	0.00	866.10	5,770.90	13.0%
Total Travel & Living Allowances		0.00	866.10		
Constituency Allowance					
Constituency Allowance	2,655.00	0.00	525.72	2,129.28	19.8%
Total Constituency Allowance		0.00	525.72		
Total Expenditures		809.25	5,260.65		

---- End of Report ----



House of Assembly
Newfoundland and Labrador
Member Accountability and Disclosure Report
Expenditures Summarized by Category
01-Dec-12 to 31-Dec-12

LITTLE, GLEN, MHA

Allowance Category	Expenditure Limit for Fiscal Year 2012/13 (Net of HST)	Expenditures Processed 01-Dec-12 to 31-Dec-12 (Net of HST)	Expenditures Year to Date 01-Apr-12 to 31-Dec-12 (Net of HST)	Funds Available (Net of HST)	Percent Expended to Date
Office Allowances					
Office Accommodations	14,852.00	1,485.00	10,197.00	4,655.00	68.7%
Rental of Short-term Accommodations	664.00	0.00	0.00	664.00	0.0%
Office Start-up Costs	469.00	0.00	372.72	96.28	79.5%
Office Operations	13,274.00	2,276.94	4,787.36	8,486.64	36.1%
Total Office Allowances		3,761.94	15,357.08		
Operational Resources					
Operational Resources	--	57.40	11,478.15	--	--
Total Operational Resources		57.40	11,478.15		
Travel & Living Allowances					
House in Session	--	3,713.82	12,975.03	--	--
House Not in Session	--	1,483.02	3,437.02	--	--
Intra & Extra-Constituency Travel	11,150.00	264.33	4,033.12	7,116.88	36.2%
Total Travel & Living Allowances		5,461.17	20,445.17		
Constituency Allowance					
Constituency Allowance	2,655.00	143.39	935.76	1,719.24	35.2%
Total Constituency Allowance		143.39	935.76		
Total Expenditures		9,423.90	48,216.16		

---- End of Report ----



House of Assembly
Newfoundland and Labrador
Member Accountability and Disclosure Report
Expenditures Summarized by Category
01-Dec-12 to 31-Dec-12

LITTLEJOHN, GLENN, MHA

Allowance Category	Expenditure Limit for Fiscal Year 2012/13 (Net of HST)	Expenditures Processed 01-Dec-12 to 31-Dec-12 (Net of HST)	Expenditures Year to Date 01-Apr-12 to 31-Dec-12 (Net of HST)	Funds Available (Net of HST)	Percent Expended to Date
Office Allowances					
Office Accommodations	10,285.00	857.08	7,713.72	2,571.28	75.0%
Rental of Short-term Accommodations	664.00	0.00	0.00	664.00	0.0%
Office Start-up Costs	325.00	0.00	0.00	325.00	0.0%
Office Operations	13,274.00	79.80	1,310.94	11,963.06	9.9%
Total Office Allowances		936.88	9,024.66		
Operational Resources					
Operational Resources	--	0.00	2,332.06	--	--
Total Operational Resources		0.00	2,332.06		
Travel & Living Allowances					
House in Session	--	761.04	5,264.70	--	--
House Not in Session	--	396.35	1,898.78	--	--
Intra & Extra-Constituency Travel	8,496.00	131.48	1,877.41	6,618.59	22.1%
Total Travel & Living Allowances		1,288.87	9,040.89		
Constituency Allowance					
Constituency Allowance	2,655.00	0.00	692.63	1,962.37	26.1%
Total Constituency Allowance		0.00	692.63		
Total Expenditures		2,225.75	21,090.24		

---- End of Report ----



House of Assembly
Newfoundland and Labrador
Member Accountability and Disclosure Report
Expenditures Summarized by Category
01-Dec-12 to 31-Dec-12

MARSHALL, THOMAS, MHA

Allowance Category	Expenditure Limit for Fiscal Year 2012/13 (Net of HST)	Expenditures Processed 01-Dec-12 to 31-Dec-12 (Net of HST)	Expenditures Year to Date 01-Apr-12 to 31-Dec-12 (Net of HST)	Funds Available (Net of HST)	Percent Expended to Date
Office Allowances					
Office Accommodations	6,195.00	0.00	0.00	6,195.00	0.0%
Rental of Short-term Accommodations	664.00	0.00	0.00	664.00	0.0%
Office Start-up Costs	--	0.00	0.00	--	--
Office Operations	13,274.00	1,528.35	4,605.74	8,668.26	34.7%
Total Office Allowances		1,528.35	4,605.74		
Operational Resources					
Operational Resources	--	34.49	1,861.40	--	--
Total Operational Resources		34.49	1,861.40		
Travel & Living Allowances					
House in Session	--	1,940.39	11,905.76	--	--
House Not in Session	--	0.00	372.33	--	--
Intra & Extra-Constituency Travel	6,991.00	0.00	0.00	6,991.00	0.0%
Total Travel & Living Allowances		1,940.39	12,278.09		
Constituency Allowance					
Constituency Allowance	2,655.00	0.00	0.00	2,655.00	0.0%
Total Constituency Allowance		0.00	0.00		
Total Expenditures		3,503.23	18,745.23		

---- End of Report ----



House of Assembly
Newfoundland and Labrador
Member Accountability and Disclosure Report
Expenditures Summarized by Category
01-Dec-12 to 31-Dec-12

MCGRATH, NICK, MHA

Allowance Category	Expenditure Limit for Fiscal Year 2012/13 (Net of HST)	Expenditures Processed 01-Dec-12 to 31-Dec-12 (Net of HST)	Expenditures Year to Date 01-Apr-12 to 31-Dec-12 (Net of HST)	Funds Available (Net of HST)	Percent Expended to Date
Office Allowances					
Office Accommodations	14,400.00	1,200.00	10,800.00	3,600.00	75.0%
Rental of Short-term Accommodations	664.00	0.00	0.00	664.00	0.0%
Office Start-up Costs	865.00	0.00	0.00	865.00	0.0%
Office Operations	13,274.00	921.93	3,522.82	9,751.18	26.5%
Total Office Allowances		2,121.93	14,322.82		
Operational Resources					
Operational Resources	--	799.94	2,417.22	--	--
Total Operational Resources		799.94	2,417.22		
Travel & Living Allowances					
House in Session	--	2,956.76	16,222.64	--	--
House Not in Session	--	0.00	883.12	--	--
Intra & Extra-Constituency Travel	8,496.00	0.00	0.00	8,496.00	0.0%
Total Travel & Living Allowances		2,956.76	17,105.76		
Constituency Allowance					
Constituency Allowance	2,655.00	49.29	401.11	2,253.89	15.1%
Total Constituency Allowance		49.29	401.11		
Total Expenditures		5,927.92	34,246.91		

---- End of Report ----



House of Assembly
Newfoundland and Labrador
Member Accountability and Disclosure Report
Expenditures Summarized by Category
01-Dec-12 to 31-Dec-12

MICHAEL, LORRAINE, MHA

Allowance Category	Expenditure Limit for Fiscal Year 2012/13 (Net of HST)	Expenditures Processed 01-Dec-12 to 31-Dec-12 (Net of HST)	Expenditures Year to Date 01-Apr-12 to 31-Dec-12 (Net of HST)	Funds Available (Net of HST)	Percent Expended to Date
Office Allowances					
Office Accommodations	6,195.00	0.00	0.00	6,195.00	0.0%
Rental of Short-term Accommodations	541.00	0.00	0.00	541.00	0.0%
Office Start-up Costs	--	0.00	0.00	--	--
Office Operations	13,274.00	2,421.90	9,398.52	3,875.48	70.8%
Total Office Allowances		2,421.90	9,398.52		
Operational Resources					
Operational Resources	--	0.00	2,923.42	--	--
Total Operational Resources		0.00	2,923.42		
Travel & Living Allowances					
House in Session	--	0.00	0.00	--	--
House Not in Session	--	0.00	0.00	--	--
Intra & Extra-Constituency Travel	6,637.00	0.00	393.78	6,243.22	5.9%
Total Travel & Living Allowances		0.00	393.78		
Constituency Allowance					
Constituency Allowance	2,655.00	0.00	214.96	2,440.04	8.1%
Total Constituency Allowance		0.00	214.96		
Total Expenditures		2,421.90	12,930.68		

---- End of Report ----



House of Assembly
Newfoundland and Labrador
Member Accountability and Disclosure Report
Expenditures Summarized by Category
01-Dec-12 to 31-Dec-12

MITCHELMORE, CHRISTOPHER, MHA

Allowance Category	Expenditure Limit for Fiscal Year 2012/13 (Net of HST)	Expenditures Processed 01-Dec-12 to 31-Dec-12 (Net of HST)	Expenditures Year to Date 01-Apr-12 to 31-Dec-12 (Net of HST)	Funds Available (Net of HST)	Percent Expended to Date
Office Allowances					
Office Accommodations	6,195.00	0.00	0.00	6,195.00	0.0%
Rental of Short-term Accommodations	664.00	0.00	206.16	457.84	31.0%
Office Start-up Costs	256.00	76.63	76.63	179.37	29.9%
Office Operations	13,274.00	2,424.14	9,332.02	3,941.98	70.3%
Total Office Allowances		2,500.77	9,614.81		
Operational Resources					
Operational Resources	--	157.86	5,674.06	--	--
Total Operational Resources		157.86	5,674.06		
Travel & Living Allowances					
House in Session	--	2,703.07	19,631.06	--	--
House Not in Session	--	0.00	5,060.31	--	--
Intra & Extra-Constituency Travel	11,150.00	553.59	7,959.66	3,190.34	71.4%
Total Travel & Living Allowances		3,256.66	32,651.03		
Constituency Allowance					
Constituency Allowance	2,655.00	482.28	1,882.12	772.88	70.9%
Total Constituency Allowance		482.28	1,882.12		
Total Expenditures					
		6,397.57	49,822.02		

---- End of Report ----



House of Assembly
Newfoundland and Labrador
Member Accountability and Disclosure Report
Expenditures Summarized by Category
01-Dec-12 to 31-Dec-12

MURPHY, GEORGE, MHA

Allowance Category	Expenditure Limit for Fiscal Year 2012/13 (Net of HST)	Expenditures Processed 01-Dec-12 to 31-Dec-12 (Net of HST)	Expenditures Year to Date 01-Apr-12 to 31-Dec-12 (Net of HST)	Funds Available (Net of HST)	Percent Expended to Date
Office Allowances					
Office Accommodations	6,195.00	0.00	0.00	6,195.00	0.0%
Rental of Short-term Accommodations	541.00	0.00	0.00	541.00	0.0%
Office Start-up Costs	317.00	0.00	171.51	145.49	54.1%
Office Operations	13,274.00	2,366.11	6,658.29	6,615.71	50.2%
Total Office Allowances		2,366.11	6,829.80		
Operational Resources					
Operational Resources	--	0.00	1,265.83	--	--
Total Operational Resources		0.00	1,265.83		
Travel & Living Allowances					
House in Session	--	0.00	0.00	--	--
House Not in Session	--	0.00	0.00	--	--
Intra & Extra-Constituency Travel	6,637.00	0.00	3,624.84	3,012.16	54.6%
Total Travel & Living Allowances		0.00	3,624.84		
Constituency Allowance					
Constituency Allowance	2,655.00	635.08	1,251.71	1,403.29	47.1%
Total Constituency Allowance		635.08	1,251.71		
Total Expenditures		3,001.19	12,972.18		

---- End of Report ----



House of Assembly
Newfoundland and Labrador
Member Accountability and Disclosure Report
Expenditures Summarized by Category
01-Dec-12 to 31-Dec-12

O'BRIEN, KEVIN, MHA

Allowance Category	Expenditure Limit for Fiscal Year 2012/13 (Net of HST)	Expenditures Processed 01-Dec-12 to 31-Dec-12 (Net of HST)	Expenditures Year to Date 01-Apr-12 to 31-Dec-12 (Net of HST)	Funds Available (Net of HST)	Percent Expended to Date
Office Allowances					
Office Accommodations	6,195.00	0.00	0.00	6,195.00	0.0%
Rental of Short-term Accommodations	664.00	0.00	0.00	664.00	0.0%
Office Start-up Costs	--	0.00	0.00	--	--
Office Operations	13,274.00	645.92	7,310.69	5,963.31	55.1%
Total Office Allowances		645.92	7,310.69		
Operational Resources					
Operational Resources	--	422.53	2,537.79	--	--
Total Operational Resources		422.53	2,537.79		
Travel & Living Allowances					
House in Session	--	5,919.45	23,511.62	--	--
House Not in Session	--	0.00	22.32	--	--
Intra & Extra-Constituency Travel	8,496.00	0.00	2,014.72	6,481.28	23.7%
Total Travel & Living Allowances		5,919.45	25,548.66		
Constituency Allowance					
Constituency Allowance	2,655.00	0.00	0.00	2,655.00	0.0%
Total Constituency Allowance		0.00	0.00		
Total Expenditures		6,987.90	35,397.14		

---- End of Report ----



House of Assembly
Newfoundland and Labrador
Member Accountability and Disclosure Report
Expenditures Summarized by Category
01-Dec-12 to 31-Dec-12

OSBORNE, TOM, MHA

Allowance Category	Expenditure Limit for Fiscal Year 2012/13 (Net of HST)	Expenditures Processed 01-Dec-12 to 31-Dec-12 (Net of HST)	Expenditures Year to Date 01-Apr-12 to 31-Dec-12 (Net of HST)	Funds Available (Net of HST)	Percent Expended to Date
Office Allowances					
Office Accommodations	6,195.00	0.00	0.00	6,195.00	0.0%
Rental of Short-term Accommodations	541.00	0.00	0.00	541.00	0.0%
Office Start-up Costs	--	0.00	0.00	--	--
Office Operations	13,274.00	2,073.95	5,574.55	7,699.45	42.0%
Total Office Allowances		2,073.95	5,574.55		
Operational Resources					
Operational Resources	--	0.00	2,660.37	--	--
Total Operational Resources		0.00	2,660.37		
Travel & Living Allowances					
House in Session	--	0.00	0.00	--	--
House Not in Session	--	0.00	0.00	--	--
Intra & Extra-Constituency Travel	6,637.00	0.00	0.00	6,637.00	0.0%
Total Travel & Living Allowances		0.00	0.00		
Constituency Allowance					
Constituency Allowance	2,655.00	0.00	137.00	2,518.00	5.2%
Total Constituency Allowance		0.00	137.00		
Total Expenditures		2,073.95	8,371.92		

---- End of Report ----



House of Assembly
Newfoundland and Labrador
Member Accountability and Disclosure Report
Expenditures Summarized by Category
01-Dec-12 to 31-Dec-12

PARSONS, ANDREW, MHA

Allowance Category	Expenditure Limit for Fiscal Year 2012/13 (Net of HST)	Expenditures Processed 01-Dec-12 to 31-Dec-12 (Net of HST)	Expenditures Year to Date 01-Apr-12 to 31-Dec-12 (Net of HST)	Funds Available (Net of HST)	Percent Expended to Date
Office Allowances					
Office Accommodations	12,000.00	1,000.00	9,000.00	3,000.00	75.0%
Rental of Short-term Accommodations	664.00	0.00	199.76	464.24	30.1%
Office Start-up Costs	813.00	0.00	0.00	813.00	0.0%
Office Operations	13,274.00	2,170.18	6,653.71	6,620.29	50.1%
Total Office Allowances		3,170.18	15,853.47		
Operational Resources					
Operational Resources	--	34.49	2,375.93	--	--
Total Operational Resources		34.49	2,375.93		
Travel & Living Allowances					
House in Session	--	3,893.35	23,803.21	--	--
House Not in Session	--	284.00	9,205.84	--	--
Intra & Extra-Constituency Travel	12,478.00	226.76	8,390.18	4,087.82	67.2%
Total Travel & Living Allowances		4,404.11	41,399.23		
Constituency Allowance					
Constituency Allowance	2,655.00	163.25	1,665.71	989.29	62.7%
Total Constituency Allowance		163.25	1,665.71		
Total Expenditures		7,772.03	61,294.34		

---- End of Report ----



House of Assembly
Newfoundland and Labrador
Member Accountability and Disclosure Report
Expenditures Summarized by Category
01-Dec-12 to 31-Dec-12

PARSONS, KEVIN, MHA

Allowance Category	Expenditure Limit for Fiscal Year 2012/13 (Net of HST)	Expenditures Processed 01-Dec-12 to 31-Dec-12 (Net of HST)	Expenditures Year to Date 01-Apr-12 to 31-Dec-12 (Net of HST)	Funds Available (Net of HST)	Percent Expended to Date
Office Allowances					
Office Accommodations	6,195.00	0.00	0.00	6,195.00	0.0%
Rental of Short-term Accommodations	541.00	0.00	0.00	541.00	0.0%
Office Start-up Costs	--	0.00	0.00	--	--
Office Operations	13,274.00	580.13	1,468.08	11,805.92	11.1%
Total Office Allowances		580.13	1,468.08		
Operational Resources					
Operational Resources	--	0.00	2,553.52	--	--
Total Operational Resources		0.00	2,553.52		
Travel & Living Allowances					
House in Session	--	0.00	0.00	--	--
House Not in Session	--	0.00	0.00	--	--
Intra & Extra-Constituency Travel	7,965.00	362.74	1,322.01	6,642.99	16.6%
Total Travel & Living Allowances		362.74	1,322.01		
Constituency Allowance					
Constituency Allowance	2,655.00	574.38	1,363.82	1,291.18	51.4%
Total Constituency Allowance		574.38	1,363.82		
Total Expenditures		1,517.25	6,707.43		

---- End of Report ----



House of Assembly
Newfoundland and Labrador
Member Accountability and Disclosure Report
Expenditures Summarized by Category
01-Dec-12 to 31-Dec-12

PEACH, CALVIN, MHA

Allowance Category	Expenditure Limit for Fiscal Year 2012/13 (Net of HST)	Expenditures Processed 01-Dec-12 to 31-Dec-12 (Net of HST)	Expenditures Year to Date 01-Apr-12 to 31-Dec-12 (Net of HST)	Funds Available (Net of HST)	Percent Expended to Date
Office Allowances					
Office Accommodations	6,195.00	0.00	0.00	6,195.00	0.0%
Rental of Short-term Accommodations	664.00	0.00	0.00	664.00	0.0%
Office Start-up Costs	--	0.00	0.00	--	--
Office Operations	13,274.00	3,704.87	8,674.02	4,599.98	65.3%
Total Office Allowances		3,704.87	8,674.02		
Operational Resources					
Operational Resources	--	0.00	2,466.63	--	--
Total Operational Resources		0.00	2,466.63		
Travel & Living Allowances					
House in Session	--	3,425.31	12,080.90	--	--
House Not in Session	--	216.71	2,782.21	--	--
Intra & Extra-Constituency Travel	14,513.00	902.31	8,490.60	6,022.40	58.5%
Total Travel & Living Allowances		4,544.33	23,353.71		
Constituency Allowance					
Constituency Allowance	2,655.00	650.49	1,883.40	771.60	70.9%
Total Constituency Allowance		650.49	1,883.40		
Total Expenditures					
		8,899.69	36,377.76		

---- End of Report ----



House of Assembly
Newfoundland and Labrador
Member Accountability and Disclosure Report
Expenditures Summarized by Category
01-Dec-12 to 31-Dec-12

PERRY, TRACEY, MHA

Allowance Category	Expenditure Limit for Fiscal Year 2012/13 (Net of HST)	Expenditures Processed 01-Dec-12 to 31-Dec-12 (Net of HST)	Expenditures Year to Date 01-Apr-12 to 31-Dec-12 (Net of HST)	Funds Available (Net of HST)	Percent Expended to Date
Office Allowances					
Office Accommodations	9,481.00	791.00	7,107.22	2,373.78	75.0%
Rental of Short-term Accommodations	664.00	0.00	0.00	664.00	0.0%
Office Start-up Costs	--	0.00	0.00	--	--
Office Operations	13,274.00	1,029.45	6,579.99	6,694.01	49.6%
Total Office Allowances		1,820.45	13,687.21		
Operational Resources					
Operational Resources	--	374.98	3,338.65	--	--
Total Operational Resources		374.98	3,338.65		
Travel & Living Allowances					
House in Session	--	4,658.53	23,462.68	--	--
House Not in Session	--	0.00	4,191.06	--	--
Intra & Extra-Constituency Travel	52,743.00	281.03	15,532.22	37,210.78	29.4%
Total Travel & Living Allowances		4,939.56	43,185.96		
Constituency Allowance					
Constituency Allowance	2,655.00	126.75	1,237.27	1,417.73	46.6%
Total Constituency Allowance		126.75	1,237.27		
Total Expenditures		7,261.74	61,449.09		

---- End of Report ----



House of Assembly
Newfoundland and Labrador
Member Accountability and Disclosure Report
Expenditures Summarized by Category
01-Dec-12 to 31-Dec-12

POLLARD, KEVIN, MHA

Allowance Category	Expenditure Limit for Fiscal Year 2012/13 (Net of HST)	Expenditures Processed 01-Dec-12 to 31-Dec-12 (Net of HST)	Expenditures Year to Date 01-Apr-12 to 31-Dec-12 (Net of HST)	Funds Available (Net of HST)	Percent Expended to Date
Office Allowances					
Office Accommodations	12,000.00	1,000.00	9,000.00	3,000.00	75.0%
Rental of Short-term Accommodations	664.00	0.00	0.00	664.00	0.0%
Office Start-up Costs	--	0.00	0.00	--	--
Office Operations	13,274.00	2,647.39	5,650.19	7,623.81	42.6%
Total Office Allowances		3,647.39	14,650.19		
Operational Resources					
Operational Resources	--	0.00	3,263.55	--	--
Total Operational Resources		0.00	3,263.55		
Travel & Living Allowances					
House in Session	--	0.00	17,541.35	--	--
House Not in Session	--	0.00	5,434.11	--	--
Intra & Extra-Constituency Travel	11,150.00	217.80	7,183.44	3,966.56	64.4%
Total Travel & Living Allowances		217.80	30,158.90		
Constituency Allowance					
Constituency Allowance	2,655.00	87.40	1,431.01	1,223.99	53.9%
Total Constituency Allowance		87.40	1,431.01		
Total Expenditures		3,952.59	49,503.65		

---- End of Report ----



House of Assembly
Newfoundland and Labrador
Member Accountability and Disclosure Report
Expenditures Summarized by Category
01-Dec-12 to 31-Dec-12

ROGERS, GERRY, MHA

Allowance Category	Expenditure Limit for Fiscal Year 2012/13 (Net of HST)	Expenditures Processed 01-Dec-12 to 31-Dec-12 (Net of HST)	Expenditures Year to Date 01-Apr-12 to 31-Dec-12 (Net of HST)	Funds Available (Net of HST)	Percent Expended to Date
Office Allowances					
Office Accommodations	6,195.00	0.00	0.00	6,195.00	0.0%
Rental of Short-term Accommodations	541.00	0.00	180.00	361.00	33.3%
Office Start-up Costs	293.00	0.00	249.21	43.79	85.1%
Office Operations	13,274.00	1,252.44	6,115.17	7,158.83	46.1%
Total Office Allowances		1,252.44	6,544.38		
Operational Resources					
Operational Resources	--	0.00	2,162.18	--	--
Total Operational Resources		0.00	2,162.18		
Travel & Living Allowances					
House in Session	--	0.00	0.00	--	--
House Not in Session	--	0.00	0.00	--	--
Intra & Extra-Constituency Travel	6,637.00	450.73	1,202.77	5,434.23	18.1%
Total Travel & Living Allowances		450.73	1,202.77		
Constituency Allowance					
Constituency Allowance	2,655.00	410.47	1,098.39	1,556.61	41.4%
Total Constituency Allowance		410.47	1,098.39		
Total Expenditures		2,113.64	11,007.72		

---- End of Report ----



House of Assembly
Newfoundland and Labrador
Member Accountability and Disclosure Report
Expenditures Summarized by Category
01-Dec-12 to 31-Dec-12

RUSSELL, KEITH, MHA

Allowance Category	Expenditure Limit for Fiscal Year 2012/13 (Net of HST)	Expenditures Processed 01-Dec-12 to 31-Dec-12 (Net of HST)	Expenditures Year to Date 01-Apr-12 to 31-Dec-12 (Net of HST)	Funds Available (Net of HST)	Percent Expended to Date
Office Allowances					
Office Accommodations	6,195.00	0.00	0.00	6,195.00	0.0%
Rental of Short-term Accommodations	664.00	0.00	0.00	664.00	0.0%
Office Start-up Costs	679.00	0.00	0.00	679.00	0.0%
Office Operations	13,274.00	40.00	1,734.29	11,539.71	13.1%
Total Office Allowances		40.00	1,734.29		
Operational Resources					
Operational Resources	--	51.95	8,344.92	--	--
Total Operational Resources		51.95	8,344.92		
Travel & Living Allowances					
House in Session	--	6,096.49	25,216.20	--	--
House Not in Session	--	0.00	6,482.77	--	--
Intra & Extra-Constituency Travel	8,850.00	2,231.29	6,709.43	2,140.57	75.8%
Total Travel & Living Allowances		8,327.78	38,408.40		
Constituency Allowance					
Constituency Allowance	2,655.00	149.51	1,158.98	1,496.02	43.7%
Total Constituency Allowance		149.51	1,158.98		
Total Expenditures					
		8,569.24	49,646.59		

---- End of Report ----



House of Assembly
Newfoundland and Labrador
Member Accountability and Disclosure Report
Expenditures Summarized by Category
01-Dec-12 to 31-Dec-12

SHEA, JOAN, MHA

Allowance Category	Expenditure Limit for Fiscal Year 2012/13 (Net of HST)	Expenditures Processed 01-Dec-12 to 31-Dec-12 (Net of HST)	Expenditures Year to Date 01-Apr-12 to 31-Dec-12 (Net of HST)	Funds Available (Net of HST)	Percent Expended to Date
Office Allowances					
Office Accommodations	6,195.00	0.00	0.00	6,195.00	0.0%
Rental of Short-term Accommodations	664.00	0.00	0.00	664.00	0.0%
Office Start-up Costs	--	0.00	0.00	--	--
Office Operations	13,274.00	943.49	2,275.02	10,998.98	17.1%
Total Office Allowances		943.49	2,275.02		
Operational Resources					
Operational Resources	--	0.00	2,807.39	--	--
Total Operational Resources		0.00	2,807.39		
Travel & Living Allowances					
House in Session	--	1,952.85	17,637.03	--	--
House Not in Session	--	0.00	0.00	--	--
Intra & Extra-Constituency Travel	8,496.00	0.00	3,441.34	5,054.66	40.5%
Total Travel & Living Allowances		1,952.85	21,078.37		
Constituency Allowance					
Constituency Allowance	2,655.00	209.82	558.03	2,096.97	21.0%
Total Constituency Allowance		209.82	558.03		
Total Expenditures					
		3,106.16	26,718.81		

---- End of Report ----



House of Assembly
Newfoundland and Labrador
Member Accountability and Disclosure Report
Expenditures Summarized by Category
01-Dec-12 to 31-Dec-12

SULLIVAN, SUSAN, MHA

Allowance Category	Expenditure Limit for Fiscal Year 2012/13 (Net of HST)	Expenditures Processed 01-Dec-12 to 31-Dec-12 (Net of HST)	Expenditures Year to Date 01-Apr-12 to 31-Dec-12 (Net of HST)	Funds Available (Net of HST)	Percent Expended to Date
Office Allowances					
Office Accommodations	7,488.00	624.00	5,616.00	1,872.00	75.0%
Rental of Short-term Accommodations	664.00	0.00	0.00	664.00	0.0%
Office Start-up Costs	--	0.00	0.00	--	--
Office Operations	13,274.00	1,199.77	4,160.65	9,113.35	31.3%
Total Office Allowances		1,823.77	9,776.65		
Operational Resources					
Operational Resources	--	34.49	2,703.51	--	--
Total Operational Resources		34.49	2,703.51		
Travel & Living Allowances					
House in Session	--	4,567.11	10,377.28	--	--
House Not in Session	--	0.00	0.00	--	--
Intra & Extra-Constituency Travel	10,088.00	153.27	936.72	9,151.28	9.3%
Total Travel & Living Allowances		4,720.38	11,314.00		
Constituency Allowance					
Constituency Allowance	2,655.00	30.21	1,253.97	1,401.03	47.2%
Total Constituency Allowance		30.21	1,253.97		
Total Expenditures					
		6,608.85	25,048.13		

---- End of Report ----



House of Assembly
Newfoundland and Labrador
Member Accountability and Disclosure Report
Expenditures Summarized by Category
01-Dec-12 to 31-Dec-12

VERGE, WADE, MHA

Allowance Category	Expenditure Limit for Fiscal Year 2012/13 (Net of HST)	Expenditures Processed 01-Dec-12 to 31-Dec-12 (Net of HST)	Expenditures Year to Date 01-Apr-12 to 31-Dec-12 (Net of HST)	Funds Available (Net of HST)	Percent Expended to Date
Office Allowances					
Office Accommodations	6,195.00	0.00	0.00	6,195.00	0.0%
Rental of Short-term Accommodations	664.00	0.00	0.00	664.00	0.0%
Office Start-up Costs	--	0.00	0.00	--	--
Office Operations	13,274.00	680.24	2,404.57	10,869.43	18.1%
Total Office Allowances		680.24	2,404.57		
Operational Resources					
Operational Resources	--	0.00	2,715.36	--	--
Total Operational Resources		0.00	2,715.36		
Travel & Living Allowances					
House in Session	--	4,395.74	17,183.24	--	--
House Not in Session	--	0.00	7,260.65	--	--
Intra & Extra-Constituency Travel	10,177.00	287.82	3,000.22	7,176.78	29.5%
Total Travel & Living Allowances		4,683.56	27,444.11		
Constituency Allowance					
Constituency Allowance	2,655.00	175.03	1,199.28	1,455.72	45.2%
Total Constituency Allowance		175.03	1,199.28		
Total Expenditures		5,538.83	33,763.32		

---- End of Report ----



House of Assembly
Newfoundland and Labrador
Member Accountability and Disclosure Report
Expenditures Summarized by Category
01-Dec-12 to 31-Dec-12

WISEMAN, ROSS, MHA

Allowance Category	Expenditure Limit for Fiscal Year 2012/13 (Net of HST)	Expenditures Processed 01-Dec-12 to 31-Dec-12 (Net of HST)	Expenditures Year to Date 01-Apr-12 to 31-Dec-12 (Net of HST)	Funds Available (Net of HST)	Percent Expended to Date
Office Allowances					
Office Accommodations	18,080.00	1,506.67	13,560.03	4,519.97	75.0%
Rental of Short-term Accommodations	664.00	0.00	0.00	664.00	0.0%
Office Start-up Costs	--	0.00	0.00	--	--
Office Operations	13,274.00	1,968.28	3,742.50	9,531.50	28.2%
Total Office Allowances		3,474.95	17,302.53		
Operational Resources					
Operational Resources	--	0.00	4,060.37	--	--
Total Operational Resources		0.00	4,060.37		
Travel & Living Allowances					
House in Session	--	0.00	1,659.88	--	--
House Not in Session	--	0.00	4,217.42	--	--
Intra & Extra-Constituency Travel	9,027.00	389.94	1,747.83	7,279.17	19.4%
Total Travel & Living Allowances		389.94	7,625.13		
Constituency Allowance					
Constituency Allowance	2,655.00	0.00	419.36	2,235.64	15.8%
Total Constituency Allowance		0.00	419.36		
Total Expenditures		3,864.89	29,407.39		

---- End of Report ----

**House of Assembly Management Commission
Briefing Note**

Title: Budget Transfers Report

Issue: Budget transfers processed during fiscal 2012-13.

Background:

- The Transfer of Funds Policy, April 2008 requires only certain budget transfers to be approved by the Commission. However, to ensure transparency, it was proposed that all transfers of funds should be reported to the Commission.
- In accordance with Section 4.1.1 of the Transfer of Funds Policy, the following thirty-two (32) transfers were approved by the Clerk of the House of Assembly and the applicable Statutory Officer or Chief Financial Officer (or designate) since the last report:
 - HOABT2013-0001 to HOABT2013-0002
 - HOABT2013-0005 to HOABT2013-0034
 - AGBA00001-1213 to AGBA00015-1213 (transfers for the Office of the Auditor General)
- In accordance with Section 4.2.1 of the Transfer of Funds Policy, the following transfer of funds was approved by the Management Commission:
HOABT2013-0003– approved per Commission Minute No. CM 2012-033.
- In accordance with Section 5 of the Transfer of Funds Policy, the following transfer was approved by a quorum of at least four members of the House of Assembly Management Commission:
 - HOABT2013-0004, ratified by Commission Minute CM2013-005.

Analysis:

Legal Consultation:

Not applicable

Internal Consultation(s):

Not applicable

External Consultation(s):

Not applicable

Comparison to Government Policy:

The Executive Branch has a comparable Transfer of Funds Policy.

Financial Impact:

Not applicable

Legislative Impact:

Not applicable

Options:

Not applicable

Status:

Not applicable

Action Required:

For information purposes only.

Drafted by: Wanda Lee Mercer

Approved by: Sandra Barnes

Approved by:



Date: May 8, 2013

Attachments:

1. Budget Transfers HOABT2013-0001 to HOABT2013-0034
2. Budget Transfers AGBA00001-1213 to ABGA00015-1213

LEGISLATURE

Budget Adjustment No.: HOABT2013-0001

TRANSFER TO:

Accounting Distribution					Description	Amount
RC	ACAT	ACEL	LOBJ	DTC		
0209	120	0440	0510	000000	1.1.02.05 Legislative Library and Records Management – Professional Services	\$2,500

FUNDS REQUIRED FOR:

Additional funds for the Vulnerability Assessment of the House of Assembly Online Library Catalogue.

TRANSFER FROM:

Accounting Distribution					Description	Amount
RC	ACAT	ACEL	LOBJ	DTC		
0209	110	0440	0410	000000	1.1.02.04 Legislative Library and Records Management – Supplies	\$2,500

REASON FUNDS ARE AVAILABLE:

Expenditures for software maintenance agreement and office supplies are less than anticipated.

<p>APPROVED BY:</p> <p><u>Maureen Lamb</u></p> <p>Chief Financial Officer</p> <p>Date: <u>2012-07-25</u></p>	<p>APPROVED BY:</p> <p><u>Sandra Barnes</u></p> <p>Clerk of the House of Assembly</p> <p>Date: <u>2012-07-26</u></p>
--	--

LEGISLATURE

Budget Adjustment No.: HOABT2013-0002

TRANSFER TO:

Accounting Distribution					Description	Amount
RC	ACAT	ACEL	LOBJ	DTC		
0203	110	04B0	0232	000000	1.1.07.02 Official Opposition Caucus - Employee Benefits	\$1,000

FUNDS REQUIRED FOR:

Additional funds are required to cover expenditure for conference registration.

TRANSFER FROM:

Accounting Distribution					Description	Amount
RC	ACAT	ACEL	LOBJ	DTC		
0203	110	04B0	0410	000000	1.1.07.04 Official Opposition Caucus - Supplies	\$1,000

REASON FUNDS ARE AVAILABLE:

Savings are available in Supplies due to less than anticipated expenditures for office supplies.

<p>APPROVED BY:</p> <p><u>M. Lunne</u></p> <p>Chief Financial Officer</p> <p>Date: <u>2012-09-18</u></p>	<p>APPROVED BY:</p> <p><u>Dorothy Barnes</u></p> <p>Clerk of the House of Assembly</p> <p>Date: <u>2012-09-19</u></p>
---	--

LEGISLATURE

Budget Adjustment No.: HOABT2013-0003

TRANSFER TO:

Accounting Distribution					Description	Amount
RC	ACAT	ACEL	LOBJ	DTC		
0208	110	0430	0611	000000	1.1.03.06 Hansard and the Broadcast Centre – Purchased Services	\$145,000

FUNDS REQUIRED FOR:

Additional funds are required to cover costs of Broadcast Equipment Upgrade Project. The budget transfer was approved at the House of Assembly Management Commission Meeting on September 18, 2012 (CM2012-033 refers).

TRANSFER FROM:

Accounting Distribution					Description	Amount
RC	ACAT	ACEL	LOBJ	DTC		
0206	130	0410	0910	000000	1.1.04.09 Members' Resources – Allowances and Assistance	\$145,000

REASON FUNDS ARE AVAILABLE:

Expenditures for Allowances and Assistance are less than anticipated as Members did not avail of maximum allowable funds.

<p>VERIFIED BY:</p> <p><u>Maureen Lambe</u> Chief Financial Officer</p> <p>Date: <u>2012-10-01</u></p>	<p>APPROVED BY:</p> <p><u>CM2012-033 Refers</u> House of Assembly Management Commission</p> <p>Date: <u>2012-09-18</u></p>
---	---

LEGISLATURE

Budget Adjustment No.: HOABT2013-0004

TRANSFER TO:

Accounting Distribution					Description	Amount
RC	ACAT	ACEL	LOBJ	DTC		
0206	130	0410	1061	000000	1.1.04.10 Members' Resources – Grants and Subsidies	\$800

FUNDS REQUIRED FOR:

Additional funds are required to provide operational funding for Independent Member (CM2008-093 refers) for the period September 13, 2012 to March 31, 2013.

TRANSFER FROM:

Accounting Distribution					Description	Amount
RC	ACAT	ACEL	LOBJ	DTC		
0201	110	0400	0611	000000	1.1.01.06 Administrative Support – Purchased Services	\$800

REASON FUNDS ARE AVAILABLE:

Expenditures for printing are less than anticipated.

<p>VERIFIED BY:</p> <p><u>Maileene Lamb</u></p> <p>Chief Financial Officer</p> <p>Date: <u>2012-10-11</u></p>	<p>APPROVED BY:</p> <p><u>Dwight Ball, Vaughn Grant, Yvonne Jones & Lorraine Michael</u></p> <p>House of Assembly Management Commission</p> <p>Date: <u>October 19, 2012</u></p>
--	---

Approved pursuant to Transfer of Funds Policy - April 2008.

LEGISLATURE

Budget Adjustment No.: HOABT2013-0005

TRANSFER TO:

Accounting Distribution					Description	Amount
RC	ACAT	ACEL	LOBJ	DTC		
0206	120	0410	0510	000000	1.1.04.05 Members' Resources – Professional Services	\$600

FUNDS REQUIRED FOR:

Members' Compensation Review Committee (MCRC) remuneration for balance of pay period #23.

TRANSFER FROM:

Accounting Distribution					Description	Amount
RC	ACAT	ACEL	LOBJ	DTC		
0201	120	0400	0510	000000	1.1.01.05 Administrative Support – Professional Services	\$600

REASON FUNDS ARE AVAILABLE:

Expenditures for Accommodations Officer are less than anticipated at budget time.

<p>APPROVED BY:</p> <p><u>M. Lambe</u></p> <p>Chief Financial Officer</p> <p>Date: <u>2012-11-02</u></p>	<p>APPROVED BY:</p> <p><u>Andrea Barnes</u></p> <p>Clerk of the House of Assembly</p> <p>Date: <u>2012-11-02</u></p>
---	---

LEGISLATURE

Budget Adjustment No.: HOABT2013-0006

TRANSFER TO:

Accounting Distribution					Description	Amount
RC	ACAT	ACEL	LOBJ	DTC		
0245	120	0590	0510	000000	5.1.01.05 Office of the Child & Youth Advocate – Professional Services	\$9,900

FUNDS REQUIRED FOR:

Consulting services for on-going investigations and other services are higher than budgeted.

TRANSFER FROM:

Accounting Distribution					Description	Amount
RC	ACAT	ACEL	LOBJ	DTC		
0245	110	0590	0367	000000	5.1.01.03 Office of the Child & Youth Advocate – Transportation & Communication	\$9,900

REASON FUNDS ARE AVAILABLE:

Expenditures for travel for advocacy clinics are less than anticipated at budget time.

<p>VERIFIED BY:</p> <p><u>M. Lambie</u> Chief Financial Officer</p> <p>Date: <u>2012-11-02</u></p>	<p>APPROVED BY:</p> <p><u>Sandra Barnes</u> Clerk of the House of Assembly</p> <p>Date: <u>2012-11-02</u></p>	<p>APPROVED BY:</p> <p><u>Paul A. Chafe</u> Statutory Officer</p> <p>Date: <u>Nov 11/12.</u></p>
---	--	---

LEGISLATURE

Budget Adjustment No.: HOABT2013-0007

TRANSFER TO:

Accounting Distribution					Description	Amount
RC	ACAT	ACEL	LOBJ	DTC		
0203	110	04B0	0232	000000	1.1.07.02 Official Opposition Caucus - Employee Benefits	\$100

FUNDS REQUIRED FOR:

Additional funds are required to cover expenditure for conference registration.

TRANSFER FROM:

Accounting Distribution					Description	Amount
RC	ACAT	ACEL	LOBJ	DTC		
0203	110	04B0	0410	000000	1.1.07.04 Official Opposition Caucus - Supplies	\$100

REASON FUNDS ARE AVAILABLE:

Savings are available in Supplies due to less than anticipated expenditures for office supplies.

<p>APPROVED BY:</p> <p><u>M. Larbe</u></p> <p>Chief Financial Officer</p> <p>Date: <u>2012-11-07</u></p>	<p>APPROVED BY:</p> <p><u>Jasdyne Barnes</u></p> <p>Clerk of the House of Assembly</p> <p>Date: <u>2012-11-07</u></p>
---	--

LEGISLATURE

Budget Adjustment No.: HOABT2013-0008

TRANSFER TO:

Accounting Distribution					Description	Amount
RC	ACAT	ACEL	LOBJ	DTC		
0205	120	04C0	0510	000000	1.1.08.05 Third Party Caucus – Professional Services	\$1,500

FUNDS REQUIRED FOR:

Additional funds are required to cover expenditure for external economist consultant.

TRANSFER FROM:

Accounting Distribution					Description	Amount
RC	ACAT	ACEL	LOBJ	DTC		
0205	110	04C0	0410	000000	1.1.08.04 Third Party Caucus - Supplies	\$1,500

REASON FUNDS ARE AVAILABLE:

Savings are available in Supplies due to less than anticipated expenditures for office supplies.

<p>APPROVED BY:</p> <p><i>Melanie Forbe</i></p> <p>Chief Financial Officer</p> <p>Date: <u>2012-11-13</u></p>	<p>APPROVED BY:</p> <p><i>Andrea Barnes</i></p> <p>Clerk of the House of Assembly</p> <p>Date: <u>2012-11-13</u></p>
--	---

LEGISLATURE

Budget Adjustment No.: HOABT2013-0009

TRANSFER TO:

Accounting Distribution					Description	Amount
RC	ACAT	ACEL	LOBJ	DTC		
0206	120	0410	0510	000000	1.1.04.05 Members' Resources – Professional Services	\$18,800

FUNDS REQUIRED FOR:

Members' Compensation Review Committee (MCRC) remuneration for balance of pay period #24 and contact for report preparation.

TRANSFER FROM:

Accounting Distribution					Description	Amount
RC	ACAT	ACEL	LOBJ	DTC		
0201	120	0400	0510	000000	1.1.01.05 Administrative Support – Professional Services	\$18,800

REASON FUNDS ARE AVAILABLE:

Expenditures for Accommodations Officer are less than anticipated at budget time.

<p>APPROVED BY:</p> <p style="text-align: center;"><u><i>Marlene Lark</i></u></p> <p>Chief Financial Officer</p> <p>Date: <u>2012-11-16</u></p>	<p>APPROVED BY:</p> <p style="text-align: center;"><u><i>Andrea Barnes</i></u></p> <p>Clerk of the House of Assembly</p> <p>Date: <u>2012-11-16</u></p>
--	--

LEGISLATURE

Budget Adjustment No.: HOABT2013-0010

TRANSFER TO:

Accounting Distribution					Description	Amount
RC	ACAT	ACEL	LOBJ	DTC		
0206	120	0410	0510	000000	1.1.04.05 Members' Resources – Professional Services	\$1,100

FUNDS REQUIRED FOR:

Members' Compensation Review Committee (MCRC) remuneration for balance of pay period #25.

TRANSFER FROM:

Accounting Distribution					Description	Amount
RC	ACAT	ACEL	LOBJ	DTC		
0201	120	0400	0510	000000	1.1.01.05 Administrative Support – Professional Services	\$1,100

REASON FUNDS ARE AVAILABLE:

Expenditures for Accommodations Officer are less than anticipated at budget time.

<p>APPROVED BY:</p> <p><u>Marlene Lante</u> Chief Financial Officer</p> <p>Date: <u>2012-11-28</u></p>	<p>APPROVED BY:</p> <p><u>Judith James</u> Clerk of the House of Assembly</p> <p>Date: <u>2012-11-28</u></p>
---	---

LEGISLATURE

Budget Adjustment No.: HOABT2013-0011

TRANSFER TO:

Accounting Distribution					Description	Amount
RC	ACAT	ACEL	LOBJ	DTC		
0208	110	0430	0710	000000	1.1.03.07 Hansard and the Broadcast Centre – Property, Furnishings & Equipment	\$145,000

FUNDS REQUIRED FOR:

Funds were transferred to Purchased Services for Broadcast Equipment Upgrade Project (CM2012-033 refers). It was subsequently determined that all costs should be charged to Property, Furnishings and Equipment.

TRANSFER FROM:

Accounting Distribution					Description	Amount
RC	ACAT	ACEL	LOBJ	DTC		
0208	110	0430	0611	000000	1.1.03.06 Hansard and the Broadcast Centre – Purchased Services	\$145,000

REASON FUNDS ARE AVAILABLE:

Funds were transferred to Purchased Services but costs to be charged to Property, Furnishings and Equipment.

<p>APPROVED BY:</p> <p style="text-align: center;"><i>Maileene Lank</i></p> <p>Chief Financial Officer</p> <p>Date: <u>2012-11-28</u></p>	<p>APPROVED BY:</p> <p style="text-align: center;"><i>Audra Barnes</i></p> <p>Clerk of the House of Assembly</p> <p>Date: <u>2012-11-28</u></p>
---	---

LEGISLATURE

Budget Adjustment No.: HOABT2013-0012

TRANSFER TO:

Accounting Distribution					Description	Amount
RC	ACAT	ACEL	LOBJ	DTC		
0202	110	0420	0611	000000	1.1.05.06 House Operations – Purchased Services	\$6,200

FUNDS REQUIRED FOR:

Hosting of the Atlantic Provinces Parliamentary Conference as conference funding was reduced as part of the cost savings initiatives exercise.

TRANSFER FROM:

Accounting Distribution					Description	Amount
RC	ACAT	ACEL	LOBJ	DTC		
0208	110	0430	0367	000000	1.1.03.03 Hansard and the Broadcast Centre – Transportation & Communication	\$2,200
0209	110	0440	0367	000000	1.1.02.03 Legislative Library and Records Management – Transportation & Communication	\$4,000

REASON FUNDS ARE AVAILABLE:

Expenditures for travel to conferences are less than anticipated.

<p>APPROVED BY:</p> <p style="text-align: center;"><i>Marlene Laube</i></p> <p>Chief Financial Officer</p> <p>Date: <u>2012-11-28</u></p>	<p>APPROVED BY:</p> <p style="text-align: center;"><i>Sandra Barnes</i></p> <p>Clerk of the House of Assembly</p> <p>Date: <u>2012-11-29</u></p>
--	---

LEGISLATURE

Budget Adjustment No.: HOABT2013-0013

TRANSFER TO:

Accounting Distribution					Description	Amount
RC	ACAT	ACEL	LOBJ	DTC		
0208	110	0430	0710	000000	1.1.03.07 Hansard and the Broadcast Centre – Property, Furnishings & Equipment	\$13,500

FUNDS REQUIRED FOR:

Additional funds required to cover costs related to the Broadcast Equipment Upgrade Project.

TRANSFER FROM:

Accounting Distribution					Description	Amount
RC	ACAT	ACEL	LOBJ	DTC		
0201	110	0400	0710	000000	1.1.01.07 Administrative Support – Property, Furnishings and Equipment	\$13,500

REASON FUNDS ARE AVAILABLE:

Expenditures for office equipment are less than anticipated.

<p>APPROVED BY:</p> <p><u>M. Larbe</u> Chief Financial Officer</p> <p>Date: <u>2012-12-05</u></p>	<p>APPROVED BY:</p> <p><u>Andrea Barnes</u> Clerk of the House of Assembly</p> <p>Date: <u>2012-12-06</u></p>
--	--

LEGISLATURE

Budget Adjustment No.: HOABT2013-0014

TRANSFER TO:

Accounting Distribution					Description	Amount
RC	ACAT	ACEL	LOBJ	DTC		
0245	120	0590	0510	000000	5.1.01.05 Office of the Child & Youth Advocate – Professional Services	\$16,500

FUNDS REQUIRED FOR:

Consulting services for on-going investigations and other services are higher than budgeted.

TRANSFER FROM:

Accounting Distribution					Description	Amount
RC	ACAT	ACEL	LOBJ	DTC		
0245	110	0590	0367	000000	5.1.01.03 Office of the Child & Youth Advocate – Transportation & Communication	\$16,500

REASON FUNDS ARE AVAILABLE:

Expenditures for travel for advocacy clinics are less than anticipated at budget time.

<p>VERIFIED BY:</p> <p><u>M. Lumbe</u> Chief Financial Officer</p> <p>Date: <u>2012-12-12</u></p>	<p>APPROVED BY:</p> <p><u>Sandra Barnes</u> Clerk of the House of Assembly</p> <p>Date: <u>2012-12-12</u></p>	<p>APPROVED BY:</p> <p><u>Carol A. Cofe</u> Statutory Officer</p> <p>Date: <u>Dec. 13/12</u></p>
--	--	---

LEGISLATURE

Budget Adjustment No.: HOABT2013-0015

TRANSFER TO:

Accounting Distribution					Description	Amount
RC	ACAT	ACEL	LOBJ	DTC		
0202	110	0420	0611	000000	1.1.05.06 House Operations – Purchased Services	\$2,700

FUNDS REQUIRED FOR:

Hosting of the Atlantic Provinces Parliamentary Conference as conference funding was reduced as part of the cost savings initiatives exercise.

TRANSFER FROM:

Accounting Distribution					Description	Amount
RC	ACAT	ACEL	LOBJ	DTC		
0202	110	0420	0367	000000	1.1.05.03 House Operations – Transportation and Communications	\$2,700

REASON FUNDS ARE AVAILABLE:

Expenditures for travel to conferences are less than anticipated.

<p>APPROVED BY:</p> <p><u>M. Lambie</u></p> <p>Chief Financial Officer</p> <p>Date: <u>2012-12-12</u></p>	<p>APPROVED BY:</p> <p><u>Jardine James</u></p> <p>Clerk of the House of Assembly</p> <p>Date: <u>2012-12-12</u></p>
--	---

LEGISLATURE

Budget Adjustment No.: HOABT2013-0016

TRANSFER TO:

Accounting Distribution					Description	Amount
RC	ACAT	ACEL	LOBJ	DTC		
0245	120	0590	0510	000000	5.1.01.05 Office of the Child & Youth Advocate – Professional Services	\$2,100

FUNDS REQUIRED FOR:

Consulting services for on-going investigations and other services are higher than budgeted.

TRANSFER FROM:

Accounting Distribution					Description	Amount
RC	ACAT	ACEL	LOBJ	DTC		
0245	110	0590	0367	000000	5.1.01.03 Office of the Child & Youth Advocate – Transportation & Communication	\$2,100

REASON FUNDS ARE AVAILABLE:

Expenditures for travel for advocacy clinics are less than anticipated at budget time.

<p>VERIFIED BY:</p> <p><u>Maileene Lambe</u> Chief Financial Officer</p> <p>Date: <u>2013-01-17</u></p>	<p>APPROVED BY:</p> <p><u>Darius Barnes</u> Clerk of the House of Assembly</p> <p>Date: <u>2013-01-17</u></p>	<p>APPROVED BY:</p> <p><u>Carol A. Chafe</u> Statutory Officer</p> <p>Date: <u>Jun 22/13</u></p>
--	--	---

LEGISLATURE

Budget Adjustment No.: HOABT2013-0017

TRANSFER TO:

Accounting Distribution					Description	Amount
RC	ACAT	ACEL	LOBJ	DTC		
0203	110	04B0	0611	000000	1.1.07.06 Official Opposition Caucus – Purchased Services	\$9,500

FUNDS REQUIRED FOR:

To cover expenditures for annual subscription, membership and other fees.

TRANSFER FROM:

Accounting Distribution					Description	Amount
RC	ACAT	ACEL	LOBJ	DTC		
0203	100	04B0	0120	000000	1.1.07.01 Official Opposition Caucus - Salaries	\$9,500

REASON FUNDS ARE AVAILABLE:

Expenditures for salaries are less than anticipated for the current fiscal year.

<p>APPROVED BY:</p> <p style="text-align: center;"><u><i>Marlene Lank</i></u></p> <p>Chief Financial Officer</p> <p>Date: <u>2013-02-05</u></p>	<p>APPROVED BY:</p> <p style="text-align: center;"><u><i>Andre James</i></u></p> <p>Clerk of the House of Assembly</p> <p>Date: <u>2013-02-05</u></p>
--	--

LEGISLATURE

Budget Adjustment No.: HOABT2013-0018

TRANSFER TO:

Accounting Distribution					Description	Amount
RC	ACAT	ACEL	LOBJ	DTC		
0202	110	0420	0611	000000	1.1.05.06 House Operations – Purchased Services	\$100

FUNDS REQUIRED FOR:

Hosting of the Atlantic Provinces Parliamentary Conference as conference funding was reduced as part of the cost savings initiatives exercise.

TRANSFER FROM:

Accounting Distribution					Description	Amount
RC	ACAT	ACEL	LOBJ	DTC		
0202	110	0420	0367	000000	1.1.05.03 House Operations – Transportation and Communications	\$100

REASON FUNDS ARE AVAILABLE:

Expenditures for travel to conferences are less than anticipated.

<p>APPROVED BY:</p> <p style="text-align: center;"><u><i>Maureen Lambie</i></u></p> <p>Chief Financial Officer</p> <p>Date: <u>2013-02-05</u></p>	<p>APPROVED BY:</p> <p style="text-align: center;"><u><i>Andrea Barnes</i></u></p> <p>Clerk of the House of Assembly</p> <p>Date: <u>2013-02-05</u></p>
--	--

LEGISLATURE

Budget Adjustment No.: HOABT2013-0019

TRANSFER TO:

Accounting Distribution					Description	Amount
RC	ACAT	ACEL	LOBJ	DTC		
0208	110	0430	0611	000000	1.1.03.06 Hansard and the Broadcast Centre – Purchased Services	\$17,300
0208	110	0430	0710	000000	1.1.03.07 Hansard and the Broadcast Centre – Property, Furnishings & Equipment	\$11,200

FUNDS REQUIRED FOR:

Purchased Services – Additional funds required to cover cost of webstreaming for the Broadcast Centre
Property, Furnishings and Equipment - Additional funds required to cover costs related to the upgrade of broadcast equipment.

TRANSFER FROM:

Accounting Distribution					Description	Amount
RC	ACAT	ACEL	LOBJ	DTC		
0201	110	0400	0611	000000	1.1.01.06 Administrative Support – Purchased Services	\$17,300
0201	110	0400	0710	000000	1.1.01.07 Administrative Support – Property, Furnishings and Equipment	\$11,200

REASON FUNDS ARE AVAILABLE:

Purchased Services - Expenditures for printing and training are less than anticipated.
Property, Furnishings and Equipment – As the Property, Furnishings and Equipment block is budgeted for the entire HOA Service, Caucus Operations and four Statutory Offices, funds are available to transfer to the Broadcast Centre to cover the costs related to the upgrade of broadcast equipment.

<p>APPROVED BY:</p> <p align="center"><i>Marlene Lambie</i></p> <p>Chief Financial Officer</p> <p>Date: <u>2013-02-20</u></p>	<p>APPROVED BY:</p> <p align="center"><i>Sandra Barnes</i></p> <p>Clerk of the House of Assembly</p> <p>Date: <u>2013-02-21</u></p>
--	--

LEGISLATURE

Budget Adjustment No.: HOABT2013-0020

TRANSFER TO:

Accounting Distribution					Description	Amount
RC	ACAT	ACEL	LOBJ	DTC		
0241	110	0580	0232	000000	4.1.01.02 Office of the Citizen's Representative – Employee Benefits	\$2,100

FUNDS REQUIRED FOR:

To cover cost of expenditures for conference registrations.

TRANSFER FROM:

Accounting Distribution					Description	Amount
RC	ACAT	ACEL	LOBJ	DTC		
0241	110	0580	0611	000000	4.1.01.06 Office of the Citizen's Representative – Purchased Services	\$2,100

REASON FUNDS ARE AVAILABLE:

Expenditures for training and development are less than anticipated.

<p>VERIFIED BY:</p> <p><u><i>M. Zerbe</i></u> Chief Financial Officer</p> <p>Date: <u>2013-03-11</u></p>	<p>APPROVED BY:</p> <p><u><i>Jarvis Barnes</i></u> Clerk of the House of Assembly</p> <p>Date: <u>2013-03-12</u></p>	<p>APPROVED BY:</p> <p><u><i>[Signature]</i></u> Statutory Officer</p> <p>Date: <u>March 13, 2013</u></p>
---	---	--

LEGISLATURE

Budget Adjustment No.: HOABT2013-0021

TRANSFER TO:

Accounting Distribution					Description	Amount
RC	ACAT	ACEL	LOBJ	DTC		
0203	110	04B0	0232	000000	1.1.07.02 Official Opposition Caucus - Employee Benefits	\$1,100

FUNDS REQUIRED FOR:

To cover expenditures for conference registrations.

TRANSFER FROM:

Accounting Distribution					Description	Amount
RC	ACAT	ACEL	LOBJ	DTC		
0203	110	04B0	0367	000000	1.1.07.03 Official Opposition Caucus – Transportation and Communications	\$1,100

REASON FUNDS ARE AVAILABLE:

Savings are available in Transportation and Communications due to less than anticipated expenditures for travel.

<p>APPROVED BY:</p> <p><i>Marlene Lamb</i></p> <p>Chief Financial Officer</p> <p>Date: <u>2013-03-11</u></p>	<p>APPROVED BY:</p> <p><i>Andrea Saxe</i></p> <p>Clerk of the House of Assembly</p> <p>Date: <u>2013-03-11</u></p>
---	---

LEGISLATURE

Budget Adjustment No.: HOABT2013-0022

TRANSFER TO:

Accounting Distribution					Description	Amount
RC	ACAT	ACEL	LOBJ	DTC		
0202	110	0420	0611	000000	1.1.05.06 House Operations – Purchased Services	\$7,100

FUNDS REQUIRED FOR:

To cover cost of portrait(that has historical significance and was recently brought to the attention of the Legislature) and other purchased services.

TRANSFER FROM:

Accounting Distribution					Description	Amount
RC	ACAT	ACEL	LOBJ	DTC		
0202	110	0420	0367	000000	1.1.05.03 House Operations – Transportation and Communications	\$7,100

REASON FUNDS ARE AVAILABLE:

Expenditures for travel to conferences are less than anticipated.

<p>APPROVED BY:</p> <p><u>M. Zante</u></p> <p>Chief Financial Officer</p> <p>Date: <u>2013-03-11</u></p>	<p>APPROVED BY:</p> <p><u>Dorinda Dames</u></p> <p>Clerk of the House of Assembly</p> <p>Date: <u>2013-03-11</u></p>
--	--

LEGISLATURE

Budget Adjustment No.: HOABT2013-023

TRANSFER TO:

Accounting Distribution					Description	Amount
RC	ACAT	ACEL	LOBJ	DTC		
0201	100	0400	0110	000000	1.1.01.01 Administrative Support – Salaries	\$111,000

FUNDS REQUIRED FOR:

Remuneration for balance of pay period #7 due to unbudgeted cost of severance payments and reclassifications.

TRANSFER FROM:

Accounting Distribution					Description	Amount
RC	ACAT	ACEL	LOBJ	DTC		
0249	100	0450	0110	000000	6.1.01.01 Office of the Information and Privacy Commissioner – Salaries	\$7,900
0211	100	0600	0110	000000	3.1.01.01 Office of the Chief Electoral Officer – Salaries	\$40,000
0206	100	0410	0120	000000	1.1.04.01 Members Resources – Salaries	\$63,100

REASON FUNDS ARE AVAILABLE:

Office of the Information and Privacy Commissioner – Expenditures for salaries are less than anticipated due to temporary vacancy.

Office of the Chief Electoral Officer – Expenditures for salaries are less than anticipated due to temporary vacancies.

Members Resources – Expenditures less than anticipated for Secretarial Pool, Constituency Assistants and Constituency Assistant replacements.

<p>VERIFIED BY:</p> <p><u>M. Lamb</u></p> <p>Chief Financial Officer</p> <p>Date: <u>2013-03-22</u></p>	<p>APPROVED BY:</p> <p><u>Josée Bours</u></p> <p>Clerk of the House of Assembly</p> <p>Date: <u>2013-03-22</u></p>	<p>APPROVED BY:</p> <p><u>[Signature]</u></p> <p>Statutory Officer <u>22/03/13</u></p> <p>Date: <u>22/03/2013</u></p>
--	---	--

LEGISLATURE

Budget Adjustment No.: HOABT2013-024

TRANSFER TO:

Accounting Distribution					Description	Amount
RC	ACAT	ACEL	LOBJ	DTC		
0207	100	0430	0110	000000	1.1.03.01 Hansard and Broadcast Centre - Salaries	\$5,100

FUNDS REQUIRED FOR:

Renumeration for balance of pay period #7 due to unbudgeted cost of reclassifications and hiring of Broadcast Technologist during the filibuster.

TRANSFER FROM:

Accounting Distribution					Description	Amount
RC	ACAT	ACEL	LOBJ	DTC		
0249	100	0450	0110	000000	6.1.01.01 Office of the Information and Privacy Commissioner – Salaries	\$5,100

REASON FUNDS ARE AVAILABLE:

Expenditures for salaries are less than anticipated due to temporary vacancy.

<p>VERIFIED BY:</p> <p align="center"><i>M. Janke</i></p> <p>Chief Financial Officer</p> <p>Date: <u>2013-03-22</u></p>	<p>APPROVED BY:</p> <p align="center"><i>Sandra Barnes</i></p> <p>Clerk of the House of Assembly</p> <p>Date: <u>2013-03-22</u></p>	<p>APPROVED BY:</p> <p align="center"><i>[Signature]</i></p> <p>Statutory Officer</p> <p>Date: <u>22/03/2013</u></p>
--	--	---

LEGISLATURE

Budget Adjustment No.: HOABT2013-025

TRANSFER TO:

Accounting Distribution					Description	Amount
RC	ACAT	ACEL	LOBJ	DTC		
0245	100	0590	0110	000000	5.1.01.01 Office of the Child and Youth Advocate - Salaries	\$17,000

FUNDS REQUIRED FOR:

Remuneration for balance of pay period #7 as employee is temporarily assigned to a higher position to work on investigations.

TRANSFER FROM:

Accounting Distribution					Description	Amount
RC	ACAT	ACEL	LOBJ	DTC		
0249	100	0450	0110	000000	6.1.01.01 Office of the Information and Privacy Commissioner – Salaries	\$17,000

REASON FUNDS ARE AVAILABLE:

Expenditures for salaries are less than anticipated due to temporary vacancy.

<p>VERIFIED BY:</p> <p><u>M. Lantz</u></p> <p>Chief Financial Officer</p> <p>Date: <u>2013-03-22</u></p>	<p>APPROVED BY:</p> <p><u>Sandra Barnes</u></p> <p>Clerk of the House of Assembly</p> <p>Date: <u>2013-03-22</u></p>	<p>APPROVED BY:</p> <p><u>[Signature]</u></p> <p>Statutory Officer</p> <p>Date: <u>22/03/2013</u></p>
---	---	--

LEGISLATURE

Budget Adjustment No.: HOABT2013-0026

TRANSFER TO:

Accounting Distribution					Description	Amount
RC	ACAT	ACEL	LOBJ	DTC		
0205	120	04C0	0510	000000	1.1.08.05 Third Party Caucus – Professional Services	\$5,000
0205	110	04C0	0710	000000	1.1.08.07 Third Party Caucus – Property, Furnishings and Equipment	\$1,000

FUNDS REQUIRED FOR:

Professional Services - To cover expenditure for external consultant.

Property Furnishings and Equipment – To cover expenditures for recording equipment.

TRANSFER FROM:

Accounting Distribution					Description	Amount
RC	ACAT	ACEL	LOBJ	DTC		
0205	110	04C0	0410	000000	1.1.08.04 Third Party Caucus - Supplies	\$3,500
0205	110	04C0	0611	000000	1.1.08.06 Third Party Caucus – Purchased Services	\$1,500
0205	110	04C0	0367	000000	1.1.08.03 Third Party Caucus – Transportation and Communications	\$1,000

REASON FUNDS ARE AVAILABLE:

Supplies - Savings are available due to less than anticipated expenditures for office supplies.

Purchased Services – Savings are available due to less than anticipated expenditures for training and development.

Transportation and Communications – Savings are available due to less than anticipated expenditures for travel.

<p>APPROVED BY:</p> <p><i>Marlene Lawbe</i> Chief Financial Officer</p> <p>Date: <u>2013-03-25</u></p>	<p>APPROVED BY:</p> <p><i>Janice Barnes</i> Clerk of the House of Assembly</p> <p>Date: <u>2013-03-26</u></p>
--	---

LEGISLATURE

Budget Adjustment No.: HOABT2013-0027

TRANSFER TO:

Accounting Distribution					Description	Amount
RC	ACAT	ACEL	LOBJ	DTC		
0208	110	0430	0710	000000	1.1.03.07 Hansard and the Broadcast Centre – Property, Furnishings & Equipment	\$200

FUNDS REQUIRED FOR:

Property, Furnishings and Equipment - Additional funds required to cover costs related to the upgrade of broadcast equipment.

TRANSFER FROM:

Accounting Distribution					Description	Amount
RC	ACAT	ACEL	LOBJ	DTC		
J201	110	0400	0710	000000	1.1.01.07 Administrative Support – Property, Furnishings and Equipment	\$200

REASON FUNDS ARE AVAILABLE:

Property, Furnishings and Equipment – As the Property, Furnishings and Equipment block is budgeted for the entire HOA Service, Caucus Operations and four Statutory Offices, funds are available to transfer to the Broadcast Centre to cover the costs related to the upgrade of broadcast equipment.

<p>APPROVED BY:</p> <p><u><i>Maureen Zerbe</i></u> Chief Financial Officer</p> <p>Date: <u>2013-03-27</u></p>	<p>APPROVED BY:</p> <p><u><i>Darlene Baines</i></u> Clerk of the House of Assembly</p> <p>Date: <u>2013-03-27</u></p>
--	--

LEGISLATURE

Budget Adjustment No.: HOABT2013-0028

TRANSFER TO:

Accounting Distribution					Description	Amount
RC	ACAT	ACEL	LOBJ	DTC		
0202	110	0420	0611	000000	1.1.05.06 House Operations – Purchased Services	\$600

FUNDS REQUIRED FOR:

To cover cost of framing portraits (historical significance portrait and former Speaker portrait).

TRANSFER FROM:

Accounting Distribution					Description	Amount
RC	ACAT	ACEL	LOBJ	DTC		
0202	110	0420	0367	000000	1.1.05.03 House Operations – Transportation and Communications	\$600

REASON FUNDS ARE AVAILABLE:

Expenditures for travel to conferences are less than anticipated.

<p>APPROVED BY:</p> <p style="text-align: center;"><i>Marlene Loube</i></p> <p>Chief Financial Officer</p> <p>Date: <u>2013-03-28</u></p>	<p>APPROVED BY:</p> <p style="text-align: center;"><i>Janice Barnes</i></p> <p>Clerk of the House of Assembly</p> <p>Date: <u>2013-03-28</u></p>
--	---

LEGISLATURE

Budget Adjustment No.: HOABT2013-029

TRANSFER TO:

Accounting Distribution					Description	Amount
RC	ACAT	ACEL	LOBJ	DTC		
0201	100	0400	0110	000000	1.1.01.01 Administrative Support – Salaries	\$23,000

FUNDS REQUIRED FOR:

Remuneration for balance of pay period #7 due to unbudgeted cost of severance payment and retirement incentive.

TRANSFER FROM:

Accounting Distribution					Description	Amount
RC	ACAT	ACEL	LOBJ	DTC		
0206	100	0410	0120	000000	1.1.04.01 Members Resources – Salaries	\$23,000

REASON FUNDS ARE AVAILABLE:

Expenditures less than anticipated for Secretarial Pool, Constituency Assistants and Constituency Assistant replacements.

<p>APPROVED BY:</p> <p><u><i>Maureen Lank</i></u> Chief Financial Officer</p> <p>Date: <u>2013-03-28</u></p>	<p>APPROVED BY:</p> <p><u><i>Donna Barnes</i></u> Clerk of the House of Assembly</p> <p>Date: <u>2013-03-28</u></p>
---	--

LEGISLATURE

Budget Adjustment No.: HOABT2013-0030

TRANSFER TO:

Accounting Distribution					Description	Amount
RC	ACAT	ACEL	LOBJ	DTC		
0203	120	04B0	0515	000000	1.1.07.05 Official Opposition Caucus – Professional Services	\$4,000

FUNDS REQUIRED FOR:

To cover expenditures for Caucus website development and design.

TRANSFER FROM:

Accounting Distribution					Description	Amount
RC	ACAT	ACEL	LOBJ	DTC		
0203	110	04B0	0367	000000	1.1.07.03 Official Opposition Caucus – Transportation and Communications	\$4,000

REASON FUNDS ARE AVAILABLE:

Savings are available in Transportation and Communications due to less than anticipated expenditures for travel.

<p>APPROVED BY:</p> <p><u>M. Lantz</u></p> <p>Chief Financial Officer</p> <p>Date: <u>2013-04-02</u></p>	<p>APPROVED BY:</p> <p><u>Andie Barnes</u></p> <p>Clerk of the House of Assembly</p> <p>Date: <u>2013-04-03</u></p>
--	---

LEGISLATURE

Budget Adjustment No.: HOABT2013-0031

TRANSFER TO:

Accounting Distribution					Description	Amount
RC	ACAT	ACEL	LOBJ	DTC		
0203	110	04B0	0232	000000	1.1.07.02 Official Opposition Caucus - Employee Benefits	\$700

FUNDS REQUIRED FOR:

To cover expenditures for conference registrations.

TRANSFER FROM:

Accounting Distribution					Description	Amount
RC	ACAT	ACEL	LOBJ	DTC		
0203	110	04B0	0367	000000	1.1.07.03 Official Opposition Caucus – Transportation and Communications	\$700

REASON FUNDS ARE AVAILABLE:

Savings are available in Transportation and Communications due to less than anticipated expenditures for travel.

<p>APPROVED BY:</p> <p><u>M. Lambie</u></p> <p>Chief Financial Officer</p> <p>Date: <u>2013-04-11</u></p>	<p>APPROVED BY:</p> <p><u>Andrea Barnes</u></p> <p>Clerk of the House of Assembly</p> <p>Date: <u>2013-04-12</u></p>
---	--

LEGISLATURE

Budget Adjustment No.: HOABT2013-0032

TRANSFER TO:

Accounting Distribution					Description	Amount
RC	ACAT	ACEL	LOBJ	DTC		
0245	120	0590	0510	000000	5.1.01.05 Office of the Child & Youth Advocate – Professional Services	\$29,800

FUNDS REQUIRED FOR:

Unanticipated legal fees related to outstanding reports.

TRANSFER FROM:

Accounting Distribution					Description	Amount
RC	ACAT	ACEL	LOBJ	DTC		
0245	110	0590	0232	000000	5.1.01.02 Office of the Child & Youth Advocate – Employee Benefits	\$2,200
0245	110	0590	0367	000000	5.1.01.03 Office of the Child & Youth Advocate – Transportation & Communication	\$3,100
0245	110	0590	0410	000000	5.1.01.04 Office of the Child & Youth Advocate – Supplies	\$1,000
0245	110	0590	0611	000000	5.1.01.06 Office of the Child & Youth Advocate – Purchased Services	\$20,700
0245	110	0590	0710	000000	5.1.01.07 Office of the Child & Youth Advocate – Property, Furnishings & Equipment	\$2,800

REASON FUNDS ARE AVAILABLE:




Employee Benefits – expenditures for conference registrations are less than anticipated.

Transportation and Communications - expenditures for travel for advocacy clinics and conferences are less than anticipated.

Supplies – expenditures for office supplies are less than anticipated.

Purchased Services – expenditures for advertising and training costs are less than anticipated.

Property, Furnishings and Equipment – expenditures for office furniture are less than anticipated.

<p>VERIFIED BY:</p> <p> _____ Chief Financial Officer</p> <p>Date: <u>2013-04-15</u></p>	<p>APPROVED BY:</p> <p> _____ Clerk of the House of Assembly</p> <p>Date: <u>2013-04-15</u></p>	<p>APPROVED BY:</p> <p> _____ Statutory Officer</p> <p>Date: <u>April 16/13</u></p>
--	--	---

LEGISLATURE

Budget Adjustment No.: HOABT2013-0033

TRANSFER TO:

Accounting Distribution					Description	Amount
RC	ACAT	ACEL	LOBJ	DTC		
0208	110	0430	0611	000000	1.1.03.06 Hansard and the Broadcast Centre – Purchased Services	\$14,000

FUNDS REQUIRED FOR:

Expenditures for satellite charges due to the length of the sessions and increase in the number of evening sittings as well as urgent equipment repairs are higher than anticipated.

TRANSFER FROM:

Accounting Distribution					Description	Amount
RC	ACAT	ACEL	LOBJ	DTC		
0201	110	0400	0611	000000	1.1.01.06 Administrative Support – Purchased Services	\$14,000

REASON FUNDS ARE AVAILABLE:

Expenditures for printing and other purchased services are less than anticipated.

<p>APPROVED BY:</p> <p><u>M. Lank</u></p> <p>Chief Financial Officer</p> <p>Date: <u>2013-04-19</u></p>	<p>APPROVED BY:</p> <p><u>Andrea Burns</u></p> <p>Clerk of the House of Assembly</p> <p>Date: <u>2013-04-23</u></p>
---	---

LEGISLATURE

Budget Adjustment No.: HOABT2013-0034

TRANSFER TO:

Accounting Distribution					Description	Amount
RC	ACAT	ACEL	LOBJ	DTC		
0208	110	0430	0611	000000	1.1.03.06 Hansard and the Broadcast Centre – Purchased Services	\$1,500

FUNDS REQUIRED FOR:

Expenditures for satellite charges due to the length of the sessions and increase in the number of evening sittings as well as urgent equipment repairs are higher than anticipated.

TRANSFER FROM:

Accounting Distribution					Description	Amount
RC	ACAT	ACEL	LOBJ	DTC		
0201	110	0400	0611	000000	1.1.01.06 Administrative Support – Purchased Services	\$1,500

REASON FUNDS ARE AVAILABLE:

Expenditures for printing and other purchased services are less than anticipated.

<p>APPROVED BY:</p> <p><u><i>Marilyn Lambie</i></u> Chief Financial Officer</p> <p>Date: <u>2013-04-30</u></p>	<p>APPROVED BY:</p> <p><u><i>Dashley Barnes</i></u> Clerk of the House of Assembly</p> <p>Date: <u>2013-04-30</u></p>
---	--

STATUTORY OFFICE: OFFICE OF THE AUDITOR GENERAL

TRANSFER TO:

Accounting Distribution					Description	Amount
RC	ACAT	ACEL	LOBJ	DTC	ACCOUNT NAME	
0225	120	0520	B051	000000	Professional Services – Audit Operations	\$25,000

FUNDS REQUIRED FOR: To fund Audit Services for July fee for service contract resulting from staff departures within the past several months.

TRANSFER FROM:

Accounting Distribution					Description	Amount
RC	ACAT	ACEL	LOBJ	DTC	ACCOUNT NAME	
0225	100	0520	B011	000000	Salaries – Audit Operations	\$25,000


REASON FUNDS ARE AVAILABLE: Unable to recruit professional staff to fill vacant positions within required audit time frame.

OFFICE OF THE AUDITOR GENERAL

DIRECTOR OF ADMINISTRATION	AUDITOR GENERAL
<i>[Signature]</i> 2012-07-20	<i>[Signature]</i> July 20/12

AUTHORITY TO TRANSFER FUNDS (Section 4.1, House of Assembly Transfer of Funds Policy)

CLERK OF THE HOUSE OF ASSEMBLY: (Designate)
<i>[Signature]</i> Sandra Barnes



[Handwritten mark]

STATUTORY OFFICE: OFFICE OF THE AUDITOR GENERAL

TRANSFER TO:

Accounting Distribution					Description	Amount
RC	ACAT	ACEL	LOBJ	DTC	ACCOUNT NAME	
0225	120	0520	B051	000000	Professional Services – Audit Operations	\$24,700

FUNDS REQUIRED FOR: To fund Audit Services for July fee for service contract resulting from staff departures within the past several months.

TRANSFER FROM:

Accounting Distribution					Description	Amount
RC	ACAT	ACEL	LOBJ	DTC	ACCOUNT NAME	
0225	100	0520	B011	000000	Salaries – Audit Operations	\$24,700

REASON FUNDS ARE AVAILABLE: Unable to recruit professional staff to fill vacant positions within required audit time frame.

OFFICE OF THE AUDITOR GENERAL

DIRECTOR OF ADMINISTRATION	AUDITOR GENERAL
<i>[Signature]</i> 2012-09-04	<i>[Signature]</i> Sep 4/12

AUTHORITY TO TRANSFER FUNDS (Section 4.1, House of Assembly Transfer of Funds Policy)

CLERK OF THE HOUSE OF ASSEMBLY: (Designate)
<i>Marlene Labe</i> (per S.10 of HOA AIA Act)

STATUTORY OFFICE: OFFICE OF THE AUDITOR GENERAL

TRANSFER TO:

Accounting Distribution					Description	Amount
RC	ACAT	ACEL	LOBJ	DTC	ACCOUNT NAME	
0221	110	0500	0232	000000	Employee Benefits – Conference & Registration	\$600



FUNDS REQUIRED FOR: Public Sector Financial Reporting course for AG

TRANSFER FROM:


Accounting Distribution					Description	Amount
RC	ACAT	ACEL	LOBJ	DTC	ACCOUNT NAME	
0223	110	0510	0232	000000	Employee Benefits – Conference & Registration	\$600

REASON FUNDS ARE AVAILABLE: IT training course postponed this year.

OFFICE OF THE AUDITOR GENERAL

DIRECTOR OF ADMINISTRATION	AUDITOR GENERAL
	

AUTHORITY TO TRANSFER FUNDS (Section 4.1, House of Assembly Transfer of Funds Policy)

CLERK OF THE HOUSE OF ASSEMBLY: (Designate)


Budget Adjustment No.: AGBA00004-1213

STATUTORY OFFICE: OFFICE OF THE AUDITOR GENERAL

TRANSFER TO:

Accounting Distribution					Description	Amount
RC	ACAT	ACEL	LOBJ	DTC	ACCOUNT NAME	
0221	110	0500	0232	000000	Employee Benefits – Conference & Registration	\$1,200



FUNDS REQUIRED FOR: ICANL courses for AG & DAG

TRANSFER FROM:


Accounting Distribution					Description	Amount
RC	ACAT	ACEL	LOBJ	DTC	ACCOUNT NAME	
0223	110	0510	0232	000000	Employee Benefits – Conference & Registration	\$1,200

REASON FUNDS ARE AVAILABLE: IT training course postponed this year.

OFFICE OF THE AUDITOR GENERAL

DIRECTOR OF ADMINISTRATION	AUDITOR GENERAL
 2012-09-24	

AUTHORITY TO TRANSFER FUNDS (Section 4.1, House of Assembly Transfer of Funds Policy)

CLERK OF THE HOUSE OF ASSEMBLY: (Designate)	

Budget Adjustment No.: AGBA00005-1213

STATUTORY OFFICE: OFFICE OF THE AUDITOR GENERAL

TRANSFER TO:

Accounting Distribution					Description	Amount
RC	ACAT	ACEL	LOBJ	DTC	ACCOUNT NAME	
0225	110	0520	0232	000000	Employee Benefits Audit – Conference & Registration Fees	\$3,000



FUNDS REQUIRED FOR: CCOLA Quarterly Membership fees

TRANSFER FROM:


Accounting Distribution					Description	Amount
RC	ACAT	ACEL	LOBJ	DTC	ACCOUNT NAME	
0223	110	0510	0232	000000	Employee Benefits Admin – Conference & Registration Fees	\$3,000


REASON FUNDS ARE AVAILABLE: IT training course postponed this year.

OFFICE OF THE AUDITOR GENERAL

DIRECTOR OF ADMINISTRATION	AUDITOR GENERAL
 2012-10-11	

AUTHORITY TO TRANSFER FUNDS (Section 4.1, House of Assembly Transfer of Funds Policy)

CLERK OF THE HOUSE OF ASSEMBLY: (Designate)
 Andrea Barnes.



CLERK OF THE HOUSE OF ASSEMBLY: (Designate) *[Signature]*

AUTHORITY TO TRANSFER FUNDS (Section 4.1, House of Assembly Transfer of Funds Policy)

DIRECTOR OF ADMINISTRATION *[Signature]* 2012-11-01
 AUDITOR GENERAL *[Signature]*

OFFICE OF THE AUDITOR GENERAL

REASON FUNDS ARE AVAILABLE: IT training courses postponed this year.

RC	ACAT	ACEL	LOBJ	DTC	ACCOUNT NAME	Description	Amount
0223	110	0510	0232	000000	Employee Benefits Admin - Conference & Registration Fees	Accounting Distribution	\$600

TRANSFER FROM:


FUNDS REQUIRED FOR: CGA student tuition

RC	ACAT	ACEL	LOBJ	DTC	ACCOUNT NAME	Description	Amount
0225	110	0520	0232	000000	Employee Benefits Audit - Conference & Registration Fees	Accounting Distribution	\$600

TRANSFER TO:

STATUTORY OFFICE: OFFICE OF THE AUDITOR GENERAL

Budget Adjustment No.: AGRBA00006-1213



CLERK OF THE HOUSE OF ASSEMBLY: (Designate) *[Signature]*

AUTHORITY TO TRANSFER FUNDS (Section 4.1, House of Assembly Transfer of Funds Policy)

DIRECTOR OF ADMINISTRATION *[Signature]* 2012-11-05
 AUDITOR GENERAL *[Signature]*

OFFICE OF THE AUDITOR GENERAL

REASON FUNDS ARE AVAILABLE: Telephone expenditures less than anticipated

RC	ACAT	ACEL	LOBJ	DTC	Description	Amount
0223	110	0510	0341	000000	Trans & Comm - Telephones	\$5,000

TRANSFER FROM:

FUNDS REQUIRED FOR: EMC VNXe 3150 and components - External storage array for OAG servers

RC	ACAT	ACEL	LOBJ	DTC	Description	Amount
0223	110	0510	0721	000004	PFE - Hardware	\$5,000

TRANSFER TO:

STATUTORY OFFICE: OFFICE OF THE AUDITOR GENERAL

6

Budget Adjustment No.: AGBA00008-1213

STATUTORY OFFICE: OFFICE OF THE AUDITOR GENERAL

TRANSFER TO:

Accounting Distribution					Description	Amount
RC	ACAT	ACEL	LOBJ	DTC	ACCOUNT NAME	
0225	110	0520	0234	000000	Employee Benefits Audit - Tuition / Training Development	\$3,000

FUNDS REQUIRED FOR: CA student tuition

TRANSFER FROM:

Accounting Distribution					Description	Amount
RC	ACAT	ACEL	LOBJ	DTC	ACCOUNT NAME	
0225	100	0520	0110	000000	Salaries Audit	\$3,000

REASON FUNDS ARE AVAILABLE: Vacancies not filled for full year 2012-13.

OFFICE OF THE AUDITOR GENERAL


DIRECTOR OF ADMINISTRATION	AUDITOR GENERAL
<i>[Signature]</i> 2012-12-17	<i>[Signature]</i>

AUTHORITY TO TRANSFER FUNDS (Section 4.1, House of Assembly Transfer of Funds Policy)

CLERK OF THE HOUSE OF ASSEMBLY: (Designate)	<i>[Signature]</i>

OFFICE OF THE
 CLERK OF THE HOUSE OF ASSEMBLY
 DEC 19 2012

[Handwritten mark]



Budget Adjustment No.: AGBA00009-1213

AUDITOR OF NERA

STATUTORY OFFICE: Office of the Auditor General

TRANSFER TO:

Accounting Distribution					Description	Amount
RC	ACAT	ACEL	LOBJ	DTC		
0221	100	0500	0110	000000	Permanent Salaries – Executive Support	\$2,600
0223	100	0510	0110	000000	Permanent Salaries – Executive Support	\$11,500
0225	110	0520	0232	000000	Employee Benefits – Audit Operations	\$ 2,000

FUNDS REQUIRED FOR: Cost of step increase for Deputy Auditor General, reclassification cost for Director of Administration, tuition costs for accounting students

TRANSFER FROM:

Accounting Distribution					Description	Amount
RC	ACAT	ACEL	LOBJ	DTC		
0225	100	0520	0110	000000	Permanent Salaries – Audit Operations	\$16,100

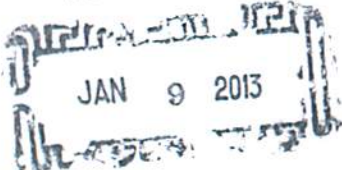
REASON FUNDS ARE AVAILABLE: recent departures from our staff complement and extension of a leave of absence to the end of the fiscal year.

OFFICE OF THE AUDITOR GENERAL

DIRECTOR OF ADMINISTRATION	AUDITOR GENERAL
<i>[Signature]</i> 2013-01-02	<i>[Signature]</i> Jan 2/13.

AUTHORITY TO TRANSFER FUNDS (Section 4.1, House of Assembly Transfer of Funds Policy)

CLERK OF THE HOUSE OF ASSEMBLY: (Designate)
<i>[Signature]</i> 2013-01-02



AUDITOR GENERAL

STATUTORY OFFICE: Office of the Auditor General

TRANSFER TO:

Accounting Distribution					Description	Amount
RC	ACAT	ACEL	LOBJ	DTC		
0223	120	0510	0551	000000	IT Professional Services – Admin Support	\$ 5,000
0223	110	0510	0710	000000	Property Furniture & Equipment – Admin Support	\$ 30,000
0223	110	0510	0721	000000	IT Hardware, PFE – Admin Support	\$ 10,000
0225	110	0520	0232	000000	Employee Benefits – Audit Operations	\$ 10,000

FUNDS REQUIRED FOR: Implement TRIM upgrade; IT hardware for data storage, notebook replacement, and tablets; chairs for employees; ICANL training course.

TRANSFER FROM:

Accounting Distribution					Description	Amount
RC	ACAT	ACEL	LOBJ	DTC		
0225	100	0520	0110	000000	Permanent Salaries – Audit Operations	\$ 55,000

REASON FUNDS ARE AVAILABLE: recent departures from our staff complement and extension of a leave of absence to the end of the fiscal year. Anticipated staff retirement not expected in this fiscal year.

OFFICE OF THE AUDITOR GENERAL

DIRECTOR OF ADMINISTRATION	AUDITOR GENERAL
2013 .01-07	Jan 7/13

AUTHORITY TO TRANSFER FUNDS (Section 4.1, House of Assembly Transfer of Funds Policy)

CLERK OF THE HOUSE OF ASSEMBLY: (Designate)	
---	--

STATUTORY OFFICE: Office of the Auditor General

TRANSFER TO:

Accounting Distribution					Description	Amount
RC	ACAT	ACEL	LOBJ	DTC		
0223	120	0510	0551	000000	IT Professional Services – Admin Support	
0223	110	0510	0710	000000	Property Furniture & Equipment – Admin Support	
0223	110	0510	0721	000000	IT Hardware, PFE – Admin Support	
0225	110	0520	0232	000000	Employee Benefits – Audit Operations	\$ 2,000

FUNDS REQUIRED FOR: ICANL training course.

TRANSFER FROM:

Accounting Distribution					Description	Amount
RC	ACAT	ACEL	LOBJ	DTC		
0225	100	0520	0110	000000	Permanent Salaries – Audit Operations	\$ 2,000

REASON FUNDS ARE AVAILABLE: recent departures from our staff complement and extension of a leave of absence to the end of the fiscal year. Anticipated staff retirement not expected in this fiscal year.

OFFICE OF THE AUDITOR GENERAL

DIRECTOR OF ADMINISTRATION	AUDITOR GENERAL
<i>[Signature]</i> 2013-02-27	<i>[Signature]</i>

AUTHORITY TO TRANSFER FUNDS (Section 4.1, House of Assembly Transfer of Funds Policy)

CLERK OF THE HOUSE OF ASSEMBLY: (Designate)
<i>[Signature]</i>

STATUTORY OFFICE: OFFICE OF THE AUDITOR GENERAL

TRANSFER TO:

Accounting Distribution					Description	Amount
RC	ACAT	ACEL	LOBJ	DTC	ACCOUNT NAME	
0221	110	0500	0367	000000	Transportation & Communications	\$2000

FUNDS REQUIRED FOR: AG travel for remainder of fiscal year

TRANSFER FROM:

Accounting Distribution					Description	Amount
RC	ACAT	ACEL	LOBJ	DTC	ACCOUNT NAME	
0225	100	0520	0110	000000	Permanent Salaries – Audit Operations	\$2000

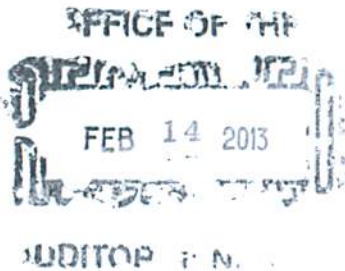
REASON FUNDS ARE AVAILABLE: in this fiscal recent departures from our staff complement and extension of a leave of absence to the end of the fiscal year. Anticipated staff retirement not expected.

OFFICE OF THE AUDITOR GENERAL

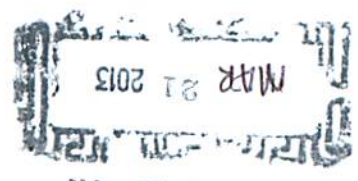
DIRECTOR OF ADMINISTRATION	AUDITOR GENERAL
<i>[Signature]</i> 2013-02-12	<i>[Signature]</i> 2/12/13

AUTHORITY TO TRANSFER FUNDS (Section 4.1, House of Assembly Transfer of Funds Policy)

CLERK OF THE HOUSE OF ASSEMBLY: (Designate)	<i>[Signature]</i>
---	--------------------



6



Budget Adjustment No.: AGBA00012-1213

STATUTORY OFFICE: OFFICE OF THE AUDITOR GENERAL

TRANSFER TO:

Accounting Distribution		Description	RC	ACAT	ACEL	LOBJ	DTC	ACCOUNT NAME	Amount
0223	110	0510	0710	000000	Property, Furniture & Equipment	\$3,000			

FUNDS REQUIRED FOR: Ergonomic chairs for staff

TRANSFER FROM:

Accounting Distribution		Description	RC	ACAT	ACEL	LOBJ	DTC	ACCOUNT NAME	Amount
0225	100	0520	0110	000000	Permanent Salaries - Audit Operations	\$3,000			

REASON FUNDS ARE AVAILABLE: in this fiscal recent departures from our staff complement and extension of a leave of absence to the end of the fiscal year. Anticipated staff retirement not expected.

OFFICE OF THE AUDITOR GENERAL

DIRECTOR OF ADMINISTRATION	<i>[Signature]</i>	2013-03-20
AUDITOR GENERAL	<i>[Signature]</i>	

AUTHORITY TO TRANSFER FUNDS (Section 4.1, House of Assembly Transfer of Funds Policy)

CLERK OF THE HOUSE OF ASSEMBLY: (Designate)	<i>[Signature]</i>
---	--------------------

Budget Adjustment No.: AGBA00013-1213

STATUTORY OFFICE: OFFICE OF THE AUDITOR GENERAL

TRANSFER TO:

Accounting Distribution					Description	Amount
RC	ACAT	ACEL	LOBJ	DTC	ACCOUNT NAME	
0225	110	0520	0232	000000	Employee Benefits – Audit Operations	\$7,000

FUNDS REQUIRED FOR: NPPG Fees (3,200), Course Reimbursements (3,800)

TRANSFER FROM:

Accounting Distribution					Description	Amount
RC	ACAT	ACEL	LOBJ	DTC	ACCOUNT NAME	
0225	100	0520	0110	000000	Permanent Salaries – Audit Operations	\$7,000


REASON FUNDS ARE AVAILABLE: in this fiscal recent departures from our staff complement and extension of a leave of absence to the end of the fiscal year. Anticipated staff retirement not expected.

OFFICE OF THE AUDITOR GENERAL

DIRECTOR OF ADMINISTRATION	AUDITOR GENERAL
<i>[Signature]</i> 2013-03-20	<i>[Signature]</i>

AUTHORITY TO TRANSFER FUNDS (Section 4.1, House of Assembly Transfer of Funds Policy)

CLERK OF THE HOUSE OF ASSEMBLY: (Designate)
<i>[Signature]</i>



[Handwritten mark]

Budget Adjustment No.: AGBA00014-1213

STATUTORY OFFICE: OFFICE OF THE AUDITOR GENERAL

TRANSFER TO:

Accounting Distribution					Description	Amount
RC	ACAT	ACEL	LOBJ	DTC	ACCOUNT NAME	
0225	110	0520	0362	000000	Trans & Comm – Audit Operations	\$6,000

FUNDS REQUIRED FOR: Audit travel claims for fiscal 2012-13.

TRANSFER FROM:

Accounting Distribution					Description	Amount
RC	ACAT	ACEL	LOBJ	DTC	ACCOUNT NAME	
0225	100	0520	0110	000000	Permanent Salaries – Audit Operations	\$6,000

REASON FUNDS ARE AVAILABLE: in this fiscal recent departures from our staff complement and extension of a leave of absence to the end of the fiscal year. Anticipated staff retirement not expected.

OFFICE OF THE AUDITOR GENERAL

DIRECTOR OF ADMINISTRATION	AUDITOR GENERAL
<i>[Signature]</i> 2013-04-01	<i>[Signature]</i>

AUTHORITY TO TRANSFER FUNDS (Section 4.1, House of Assembly Transfer of Funds Policy)

CLERK OF THE HOUSE OF ASSEMBLY: (Designate)
<i>[Signature]</i>

STATUTORY OFFICE: OFFICE OF THE AUDITOR GENERAL

TRANSFER TO:

Accounting Distribution					Description	Amount
RC	ACAT	ACEL	LOBJ	DTC	ACCOUNT NAME	
0221	110	0500	0362	000000	Trans & Comm – Exec Support	\$100



FUNDS REQUIRED FOR: Executive travel claims for fiscal 2012-13.

TRANSFER FROM:


Accounting Distribution					Description	Amount
RC	ACAT	ACEL	LOBJ	DTC	ACCOUNT NAME	
0225	100	0520	0110	000000	Permanent Salaries – Audit Operations	\$100

REASON FUNDS ARE AVAILABLE: in this fiscal recent departures from our staff complement and extension of a leave of absence to the end of the fiscal year. Anticipated staff retirement not expected.

OFFICE OF THE AUDITOR GENERAL

DIRECTOR OF ADMINISTRATION	AUDITOR GENERAL
 2013-04-10	 Apr 10/13

AUTHORITY TO TRANSFER FUNDS (Section 4.1, House of Assembly Transfer of Funds Policy)

CLERK OF THE HOUSE OF ASSEMBLY: (Designate)	
---	---