



**House of Assembly
Newfoundland and Labrador**

**Minutes of the House of Assembly
Management Commission**

Date: April 14, 2014

Location: House of Assembly Chamber

Time: 5:45 p.m.

Members Present:

Hon. Ross Wiseman, Speaker

Ms. Sandra Barnes, Clerk of the House of Assembly

Ms. Lorraine Michael, MHA (NDP) Signal Hill - Quidi Vidi

Hon. Joan Shea, MHA (PC) St. Georges – Stephenville

Hon. Darin King, Government House Leader

Mr. Andrew Parsons, MHA (L) Burgeo-LaPoile

Mr. Dwight Ball, MHA (L) Humber Valley

Mr. Kevin Pollard, MHA (PC) Baie Verte - Springdale

Other

Ms. Marie Keefe, Policy & Communications Officer

Mr. Wade Verge, MHA, Lewisporte, Deputy Speaker

CM 2014-012

The Minutes of the House of Assembly Management Commission meeting held on March 13, 2014 were approved as read.

The seventh report of the Audit Committee was submitted to the Commission for review.

CM 2014-013

The Commission, pursuant to subsection 24(9) of the *House of Assembly Accountability, Integrity and Administration Act*, approved payment of an invoice totaling \$54.97 for the Member for Bay of Islands.

CM 2014-014

The Commission, pursuant to subsection 24(9) of the *House of Assembly Accountability, Integrity and Administration Act*, approved the payment of expenses totaling \$181.48 for the Member for Mount Pearl South.

CM 2014-015

Pursuant to Subsection 20(7) and Section 64 of the *House of Assembly Accountability, Integrity and Administration Act*, the Commission approved the following amendments to Schedule A of the *Members' Resources and Allowances Rules*, subject to approval of the House of Assembly and final wording by the Office of the Legislative Counsel.

Schedule A of the *Members' Resources and Allowances Rules* is amended by deleting lines 25 and 26 and substituting the following:

25	Labrador West	\$6,600
26	Lake Melville	\$8,000

Adjournment: 5:55 p.m.
Hon. Ross Wiseman, MHA
Speaker and Chair

Sandra Barnes
Clerk and Secretary to the Commission

**House of Assembly Management Commission
Briefing Note**

Title: Financial Reports - April 1, 2013 to March 31, 2014

Issue: Review of:

- 1. Financial Performance of the Legislature; and**
- 2. Approved Allocations and Actual Expenditures of Members of the House of Assembly.**

Background:

- Paragraph 20(5)(a) of the *House of Assembly Accountability, Integrity and Administration Act* (the Act) states that the House of Assembly Management Commission shall “regularly, and at least quarterly, review the financial performance of the House of Assembly as well as the actual expenditures of members compared with approved allocations.”
- The details of the financial performance of the Legislature (excluding the Office of the Auditor General) are included in the attached Statement of Revenue and Expenditure for the twelve-month period ended March 31, 2014. The reports show the actual expenditures and revenues for the fiscal year. All savings or overruns over budgeted amounts are identified in the report and explanations are provided for significant amounts.
- The details of the financial performance of the Office of the Auditor General are shown on a separate Statement of Revenue and Expenditure for the twelve-month period ended March 31, 2014. The reports show the actual expenditures and revenues for the fiscal year. All savings or overruns over budgeted amounts are identified in the report and explanations are provided for any significant amounts.
- The actual expenditures compared with the approved allocations for each Member are included in the Members’ Expenditures Summarized by Category reports for the period April 1, 2013 to March 31, 2014. The Reports include the expenditures for the entire fiscal year in the columns entitled “Expenditures Processed 01-Apr-13 to 31-Mar-14 (Net of HST)” and “Expenditures Year to Date 01-Apr-13 to 31-Mar-14 (Net of HST)”.

Analysis:

Legal Consultation:
Not applicable

Internal Consultation(s):
Not applicable

External Consultation(s):

Not applicable

Comparison to Government Policy:

Not applicable

Financial Impact:

Not applicable

Legislative Impact:

Not applicable

Options:

- Not applicable

Status:

- Not applicable

Action Required:

- For review purposes

Prepared by: Wanda Lee Mercer

Approved by: Sandra Barnes

Approved by:

Date: May 29, 2014

Attachments:

1. Statement of Revenue and Expenditure – Legislature (excluding the Office of the Auditor General)
2. Statement of Revenue and Expenditure – Office of the Auditor General
3. Member Accountability and Disclosure Reports



LEGISLATURE (excluding The Office of the Auditor General)
STATEMENT OF REVENUE AND EXPENDITURE
For the Period 1 April 2013 to 31 March 2014
Unaudited

	Original Estimates	Operating Budget	Actual Expenditures & Revenues	Projected Savings (Over- runs) from Original Budget		Projected Savings (Over- runs) from Operating Budget
1.1.01. ADMINISTRATIVE SUPPORT						
01. Salaries	1,747,500	2,024,200	2,024,171	(276,671)	1	29
02. Employee Benefits	4,500	5,600	5,310	(810)		290
03. Transportation and Communications	64,800	64,800	59,184	5,616	2	5,616
04. Supplies	46,200	46,200	35,307	10,893	3	10,893
05. Professional Services	155,600	131,800	65,290	90,310	4	66,510
06. Purchased Services	72,000	65,900	22,062	49,938	5	43,838
07. Property, Furnishings and Equipment	122,500	47,500	45,618	76,882	6	1,882
	2,213,100	2,386,000	2,256,942	(43,842)		129,058
02. Revenue - Provincial	-	-	(1,377)	1,377		1,377
Total: Administrative Support	2,213,100	2,386,000	2,255,565	(42,465)		130,435

1. Overrun due to unbudgeted costs of salary continuance in 2012-13, severance payment, signing bonus, paid leave and overtime payouts, as well as IT support costs.

2. Savings as travel to conferences was less than anticipated.

3. Savings as expenditures for software and office supplies were less than anticipated.

4. Savings as costs for IT support person charged to salaries and legal fees were less than anticipated.

5. Savings as expenditures for printing, metering and training were less than anticipated.

6. Savings as expenditures for office equipment is budgeted for the House of Assembly Service, Caucus and Statutory Offices in this activity. Funds transferred when required. Expenditures were less than anticipated.



LEGISLATURE (excluding The Office of the Auditor General)
STATEMENT OF REVENUE AND EXPENDITURE
For the Period 1 April 2013 to 31 March 2014
Unaudited

	Original Estimates	Operating Budget	Actual Expenditures & Revenues	Projected Savings (Over- runs) from Original Budget		Projected Savings (Over- runs) from Operating Budget
1.1.02. LEGISLATIVE LIBRARY AND RECORDS MANAGEMENT						
01. Salaries	614,200	641,400	641,305	(27,105)	1	95
02. Employee Benefits	900	1,300	1,216	(316)		84
03. Transportation and Communications	10,000	4,200	3,344	6,656	2	856
04. Supplies	47,000	47,300	45,884	1,116		1,416
06. Purchased Services	8,500	8,600	8,506	(6)		94
Total: Legislative Library and Records Management	680,600	702,800	700,255	(19,655)		2,545

1. Overrun related to unbudgeted costs of salary continuance due to position elimination in 2012-13 and signing bonus.
2. Savings as travel to conferences/training was less than anticipated.



LEGISLATURE (excluding The Office of the Auditor General)
STATEMENT OF REVENUE AND EXPENDITURE
For the Period 1 April 2013 to 31 March 2014
Unaudited

	Original Estimates	Operating Budget	Actual Expenditures & Revenues	Projected Savings (Over- runs) from Original Budget		Projected Savings (Over- runs) from Operating Budget
1.1.03. HANSARD AND THE BROADCAST CENTRE						
01. Salaries	630,000	664,700	664,631	(34,631)	1	69
02. Employee Benefits	600	300	250	350		50
03. Transportation and Communications	6,000	3,500	3,062	2,938	2	438
04. Supplies	7,900	7,900	6,514	1,386		1,386
05. Professional Services	-	23,800	23,760	(23,760)	3	40
06. Purchased Services	279,900	214,900	159,058	120,842	4	55,842
07. Property, Furnishings and Equipment	10,000	160,400	159,937	(149,937)	5	463
Total: Hansard and the Broadcast Centre	934,400	1,075,500	1,017,212	(82,812)		58,288

1. Overrun related to unbudgeted costs of salary continuance due to position elimination in 2012-13, signing bonus and temporary hirings.

2. Savings as travel to conferences was less than anticipated.

3. Overrun related to unbudgeted costs of consulting services to implement audio recording and transcription workflow management system replacement for Hansard.

4. Savings related to satellite charges as actual plus estimated sitting days for the House of Assembly and for Commission meetings to the end of the fiscal year were less than the days budgeted.

5. Overrun related to unbudgeted costs of audio recording and transcription workflow management system replacement for Hansard. Funds were transferred in from Administrative Support Property, Furnishings and Equipment.



LEGISLATURE (excluding The Office of the Auditor General)
STATEMENT OF REVENUE AND EXPENDITURE
For the Period 1 April 2013 to 31 March 2014
Unaudited

	Original Estimates	Operating Budget	Actual Expenditures & Revenues	Projected Savings (Over- runs) from Original Budget		Projected Savings (Over- runs) from Operating Budget
1.1.04. MEMBERS' RESOURCES						
01. Salaries	6,556,900	6,401,000	6,392,564	164,336	1	8,436
03. Transportation and Communications	5,000	5,000	2,781	2,219	2	2,219
06. Purchased Services	10,000	10,000	1,927	8,073	3	8,073
09. Allowances and Assistance	2,365,600	2,365,600	1,668,520	697,080	4	697,080
10. Grants and Subsidies	1,400	1,400	1,259	141		141
	8,938,900	8,783,000	8,067,051	871,849		715,949
02. Revenue - Provincial	-	-	(63,850)	63,850	5	63,850
Total: Members' Resources	8,938,900	8,783,000	8,003,201	935,699		779,799

1. Savings as expenditures for Secretarial Pool, Constituency Assistants and Constituency Assistant replacements were less than anticipated; unbudgeted costs of severance payments and signing bonus partially offset by savings from vacant seats during the year.

2. Savings as travel costs for centralized training were less than anticipated.

3. Savings as moving, storage costs and other services were less than anticipated.

4. Savings as expenditures for Member's allowances were less than budgeted as Members did not avail of maximum allowable funds.

5. Revenues mainly related to repayment of excess constituency allowance.



LEGISLATURE (excluding The Office of the Auditor General)
STATEMENT OF REVENUE AND EXPENDITURE
For the Period 1 April 2013 to 31 March 2014
Unaudited

	Original Estimates	Operating Budget	Actual Expenditures & Revenues	Projected Savings (Over- runs) from Original Budget		Projected Savings (Over- runs) from Operating Budget
1.1.05. HOUSE OPERATIONS						
01. Salaries	266,900	293,300	292,640	(25,740)	1	660
02. Employee Benefits	9,900	9,900	2,850	7,050	2	7,050
03. Transportation and Communications	145,500	145,500	62,906	82,594	3	82,594
04. Supplies	17,500	17,500	9,409	8,091	4	8,091
05. Professional Services	3,900	3,900	-	3,900	5	3,900
06. Purchased Services	76,600	76,600	53,240	23,360	6	23,360
07. Property, Furnishings and Equipment	1,700	1,700	540	1,160		1,160
10. Grants and Subsidies	13,400	13,400	13,336	64		64
	<u>535,400</u>	<u>561,800</u>	<u>434,921</u>	<u>100,479</u>		<u>126,879</u>
02. Revenue - Provincial	(15,000)	(15,000)	(7,434)	(7,566)	7	(7,566)
Total: House Operations	<u>520,400</u>	<u>546,800</u>	<u>427,487</u>	<u>92,913</u>		<u>119,313</u>

1. Overrun due to costs associated with Speaker's Outreach Program and signing bonus.
2. Savings as conference registrations were less than anticipated.
3. Savings as travel to conferences was less than anticipated.
4. Savings as expenditures for office supplies were less than anticipated.
5. Savings as per diems to Audit Committee members were less than anticipated.
6. Savings as memberships, training and development and costs of hosting the Canadian Parliamentary Fall Seminar were less than anticipated.
7. Revenues related to registration fees for the Canadian Parliamentary Fall Seminar.



LEGISLATURE (excluding The Office of the Auditor General)
STATEMENT OF REVENUE AND EXPENDITURE
For the Period 1 April 2013 to 31 March 2014
Unaudited

	Original Estimates	Operating Budget	Actual Expenditures & Revenues	Projected Savings (Over- runs) from Original Budget		Projected Savings (Over- runs) from Operating Budget
1.1.06. GOVERNMENT MEMBERS CAUCUS						
01. Salaries	632,800	646,800	632,620	180		14,180
02. Employee Benefits	1,800	1,800	1,123	677		677
03. Transportation and Communications	24,900	24,900	15,928	8,972	1	8,972
04. Supplies	12,700	12,700	8,992	3,708	2	3,708
06. Purchased Services	10,500	10,500	3,314	7,186	3	7,186
07. Property, Furnishings and Equipment	3,500	3,500	580	2,920	4	2,920
10. Grants and Subsidies	46,800	46,800	46,757	43		43
Total: Government Members Caucus	733,000	747,000	709,314	23,686		37,686

1. Savings as travel expenditures were less than anticipated.
2. Savings as expenditures for office supplies were less than anticipated.
3. Savings as training and other purchased services were less than anticipated.
4. Savings as expenditures for blackberries and other equipment were less than anticipated.



LEGISLATURE (excluding The Office of the Auditor General)
STATEMENT OF REVENUE AND EXPENDITURE
For the Period 1 April 2013 to 31 March 2014
Unaudited

	Original Estimates	Operating Budget	Actual Expenditures & Revenues	Projected Savings (Over- runs) from Original Budget		Projected Savings (Over- runs) from Operating Budget
1.1.07. OFFICIAL OPPOSITION CAUCUS						
01. Salaries	918,800	968,900	890,592	28,208	1	78,308
02. Employee Benefits	2,000	3,500	3,435	(1,435)		65
03. Transportation and Communications	70,000	63,200	55,300	14,700	2	7,900
04. Supplies	16,800	18,700	18,612	(1,812)		88
06. Purchased Services	16,900	20,300	19,794	(2,894)	3	506
07. Property, Furnishings and Equipment	3,800	3,800	1,928	1,872	4	1,872
10. Grants and Subsidies	10,700	11,400	11,355	(655)	5	45
Total: Official Opposition Caucus	1,039,000	1,089,800	1,001,016	37,984		88,784

1. Savings as temporary contractual salary costs were less than budgeted and Leader's gas expenses were less than budgeted. Variable funding was increased due to an increase of four Members for the Official Opposition Caucus, partially offset by signing bonus.

2. Savings as travel expenditures were less than anticipated.

3. Overrun due to higher than anticipated costs for metering and advertising.

4. Savings as expenditures for blackberries and other equipment were less than anticipated.

5. Overrun as operational grant funding was increased due to an increase in number of Members in the Official Opposition Caucus.



LEGISLATURE (excluding The Office of the Auditor General)
STATEMENT OF REVENUE AND EXPENDITURE
For the Period 1 April 2013 to 31 March 2014
Unaudited

	Original Estimates	Operating Budget	Actual Expenditures & Revenues	Projected Savings (Over- runs) from Original Budget		Projected Savings (Over- runs) from Operating Budget
1.1.08. THIRD PARTY CAUCUS						
01. Salaries	450,400	466,700	466,618	(16,218)	1	82
02. Employee Benefits	1,400	1,400	1,101	299		299
03. Transportation and Communications	25,700	25,700	24,314	1,386		1,386
04. Supplies	11,800	7,800	7,197	4,603	2	603
05. Professional Services	-	5,000	5,000	(5,000)	3	-
06. Purchased Services	10,000	10,400	9,704	296		696
07. Property, Furnishings and Equipment	2,500	1,100	80	2,420	4	1,020
10. Grants and Subsidies	10,700	10,700	10,687	13		13
Total: Third Party Caucus	512,500	528,800	524,701	(12,201)		4,099
<p>1. Overrun due to unbudgeted costs of severance payment, signing bonus and paid leave payments partially offset by Leader's gas expenses were less than budgeted.</p> <p>2. Savings as expenditures for office supplies were less than anticipated.</p> <p>3. Overrun due to hiring of external consultant.</p> <p>4. Savings as expenditures for blackberries and other equipment were less than anticipated.</p>						
TOTAL HOUSE OF ASSEMBLY	15,571,900	15,859,700	14,638,751	933,149		1,220,949



LEGISLATURE (excluding The Office of the Auditor General)
STATEMENT OF REVENUE AND EXPENDITURE
For the Period 1 April 2013 to 31 March 2014
Unaudited

	Original Estimates	Operating Budget	Actual Expenditures & Revenues	Projected Savings (Over- runs) from Original Budget		Projected Savings (Over- runs) from Operating Budget
3.1.01. OFFICE OF THE CHIEF ELECTORAL OFFICER						
01. Salaries	869,700	1,032,300	1,032,235	(162,535)	1	65
02. Employee Benefits	4,500	4,100	3,535	965		565
03. Transportation and Communications	50,300	83,700	82,680	(32,380)	2	1,020
04. Supplies	9,000	12,900	12,822	(3,822)	3	78
05. Professional Services	88,000	59,300	58,318	29,682	4	982
06. Purchased Services	146,000	210,300	209,750	(63,750)	5	550
07. Property, Furnishings and Equipment	7,000	7,100	7,011	(11)		89
10. Grants and Subsidies	-	16,400	13,312	(13,312)	6	3,088
	1,174,500	1,426,100	1,419,663	(245,163)		6,437
02. Revenue - Provincial	-	-	-	-		-
Total: Office of the Chief Electoral Officer	1,174,500	1,426,100	1,419,663	(245,163)		6,437

1. Overrun due to unbudgeted by-elections and unbudgeted costs of severance payment, signing bonus, paid leave and retirement incentive.

2. Overrun due to unbudgeted by-elections.

3. Overrun due to unbudgeted by-elections.

4. Savings as legal and consulting services fees were less than anticipated.

5. Overrun due to unbudgeted by-elections.

6. Overrun due to unbudgeted by-elections.



LEGISLATURE (excluding The Office of the Auditor General)
STATEMENT OF REVENUE AND EXPENDITURE
For the Period 1 April 2013 to 31 March 2014
Unaudited

	Original Estimates	Operating Budget	Actual Expenditures & Revenues	Projected Savings (Over- runs) from Original Budget		Projected Savings (Over- runs) from Operating Budget
4.1.01. OFFICE OF THE CITIZENS' REPRESENTATIVE						
01. Salaries	565,500	618,300	618,240	(52,740)	1	60
02. Employee Benefits	8,000	8,000	3,437	4,563	2	4,563
03. Transportation and Communications	46,200	46,200	23,909	22,291	3	22,291
04. Supplies	10,000	10,000	3,541	6,459	4	6,459
05. Professional Services	22,600	22,600	6,000	16,600	5	16,600
06. Purchased Services	94,400	94,400	67,377	27,023	6	27,023
07. Property, Furnishings and Equipment	5,000	5,000	2,598	2,402	7	2,402
Total: Office of the Citizens' Representative	751,700	804,500	725,102	26,598		79,398

1. Overrun related to unbudgeted costs of salary continuance due to position elimination in 2012-13 and signing bonus.
2. Savings as conference registrations were less than anticipated
3. Savings as travel expenditures were less than anticipated.
4. Savings as expenditures for office supplies were less than anticipated.
5. Savings as legal and consulting services costs were less than anticipated.
6. Savings as advertising and promotional materials were less than anticipated.
6. Savings as expenditures for office furniture were less than anticipated.



LEGISLATURE (excluding The Office of the Auditor General)
STATEMENT OF REVENUE AND EXPENDITURE
For the Period 1 April 2013 to 31 March 2014
Unaudited

	Original Estimates	Operating Budget	Actual Expenditures & Revenues	Projected Savings (Over- runs) from Original Budget		Projected Savings (Over- runs) from Operating Budget
5.1.01. OFFICE OF THE CHILD AND YOUTH ADVOCATE						
01. Salaries	919,000	1,030,300	1,030,231	(111,231)	1	69
02. Employee Benefits	3,500	3,500	2,026	1,474		1,474
03. Transportation and Communications	65,000	62,200	50,283	14,717	2	11,917
04. Supplies	6,000	6,000	4,700	1,300		1,300
05. Professional Services	25,000	25,000	18,059	6,941	3	6,941
06. Purchased Services	165,900	165,900	150,186	15,714	4	15,714
07. Property, Furnishings and Equipment	4,000	6,800	6,710	(2,710)	5	90
Total: Office of the Child and Youth Advocate	1,188,400	1,299,700	1,262,195	(73,795)		37,505

1. Overrun related to unbudgeted costs of salary continuance due to position elimination in 2012-13 and signing bonus.
2. Savings as travel to advocacy clinics and conferences were less than anticipated.
3. Savings as legal and consulting services costs were less than anticipated.
4. Savings as expenditures for advertising and training were less than anticipated.
5. Overrun as expenditures for office furniture were higher than anticipated.



LEGISLATURE (excluding The Office of the Auditor General)
STATEMENT OF REVENUE AND EXPENDITURE
For the Period 1 April 2013 to 31 March 2014
Unaudited

	Original Estimates	Operating Budget	Actual Expenditures & Revenues	Projected Savings (Over- runs) from Original Budget		Projected Savings (Over- runs) from Operating Budget
6.1.01. OFFICE OF THE INFORMATION AND PRIVACY COMMISSIONER						
01. Salaries	991,400	1,009,600	1,003,754	(12,354)	1	5,846
02. Employee Benefits	4,500	4,500	3,959	541		541
03. Transportation and Communications	32,200	32,200	24,959	7,241	2	7,241
04. Supplies	10,300	14,200	13,395	(3,095)	3	805
05. Professional Services	40,000	57,700	57,674	(17,674)	4	26
06. Purchased Services	151,500	126,800	79,150	72,350	5	47,650
07. Property, Furnishings and Equipment	1,000	4,100	4,060	(3,060)	6	40
	1,230,900	1,249,100	1,186,951	43,949		62,149
02. Revenue - Provincial	-	-	(1,296)	1,296		1,296
Total: Office of the Information and Commissioner	1,230,900	1,249,100	1,185,655	45,245		63,445
TOTAL LEGISLATURE (Excluding the Office of Auditor General)	19,917,400	20,639,100	19,231,366	686,034		1,407,734

1. Overrun due to salary continuance in 2013-14 and signing bonus.
2. Savings as expenditures for travel for presentations, conferences, investigations and training were less than anticipated.
3. Overrun as office supplies and subscription costs were higher than anticipated.
4. Overrun as legal fees for ongoing court cases and external consultants costs were higher than anticipated.
5. Savings as delay in tender for new leased space.
6. Overrun as expenditures for computers and office furniture were higher than anticipated.



OFFICE OF THE AUDITOR GENERAL
STATEMENT OF REVENUE AND EXPENDITURE
For the Period 1 April 2013 to 31 March 2014
Unaudited

	Original Estimates	Operating Budget	Actual Expenditures and Revenue	Projected Total Expenditures and Revenue	Projected Savings (Over- runs) from Original Budget		Projected Savings (Over- runs) from Operating Budget
2.1.01. EXECUTIVE SUPPORT							
01. Salaries	217,500	221,700	221,070	221,100	(3,600)	¹	600
01. Salaries (Statutory)	169,700	171,100	178,029	178,200	(8,500)	²	(7,100)
02. Employee Benefits	5,000	5,100	5,069	5,100	(100)		-
03. Transportation and Communications	20,000	20,000	16,874	17,000	3,000		3,000
05. Professional Services	5,000	5,000	-	-	5,000	³	5,000
06. Purchased Services	1,000	1,000	197	500	500		500
Total: Executive Support	418,200	423,900	421,239	421,900	(3,700)		2,000

¹ Salaries : Overrun due to signing bonus.

² Salaries (Statutory): Overrun due to signing bonus and performance payment.



House of Assembly
Newfoundland and Labrador
Member Accountability and Disclosure Report
Expenditures Summarized by Category
01-Apr-13 to 31-Mar-14

BALL, DWIGHT, MHA

Allowance Category	Expenditure Limit for Fiscal Year 2013/14 (Net of HST)	Expenditures Processed 01-Apr-13 to 31-Mar-14 (Net of HST)	Expenditures Year to Date 01-Apr-13 to 31-Mar-14 (Net of HST)	Funds Available (Net of HST)	Percent Expended to Date
Office Allowances					
Office Accommodations	9,888.00	9,888.00	9,888.00	0.00	100.0%
Rental of Short-term Accommodations	--	0.00	0.00	--	--
Office Start-up Costs	427.00	172.99	172.99	254.01	40.5%
Office Operations	10,801.00	5,675.89	5,675.89	5,125.11	52.5%
Total Office Allowances		15,736.88	15,736.88		
Operational Resources					
Operational Resources	--	3,939.88	3,939.88	--	--
Total Operational Resources		3,939.88	3,939.88		
Travel & Living Allowances					
House in Session	--	15,587.74	15,587.74	--	--
House Not in Session	--	918.18	918.18	--	--
Intra & Extra-Constituency Travel	10,619.00	500.24	500.24	10,118.76	4.7%
Helicopter Travel	--	0.00	0.00	--	--
Total Travel & Living Allowances		17,006.16	17,006.16		
Constituency Allowance					
Constituency Allowance	2,655.00	368.18	368.18	2,286.82	13.9%
Total Constituency Allowance		368.18	368.18		
Total Expenditures					
		37,051.10	37,051.10		

---- End of Report ----



House of Assembly
Newfoundland and Labrador
Member Accountability and Disclosure Report
Expenditures Summarized by Category
01-Apr-13 to 31-Mar-14

BENNETT, JIM, MHA

Allowance Category	Expenditure Limit for Fiscal Year 2013/14 (Net of HST)	Expenditures Processed 01-Apr-13 to 31-Mar-14 (Net of HST)	Expenditures Year to Date 01-Apr-13 to 31-Mar-14 (Net of HST)	Funds Available (Net of HST)	Percent Expended to Date
Office Allowances					
Office Accommodations	14,100.00	14,100.00	14,100.00	0.00	100.0%
Rental of Short-term Accommodations	--	0.00	0.00	--	--
Office Start-up Costs	653.00	0.00	0.00	653.00	0.0%
Office Operations	10,801.00	10,574.47	10,574.47	226.53	97.9%
Total Office Allowances		24,674.47	24,674.47		
Operational Resources					
Operational Resources	--	4,368.23	4,368.23	--	--
Total Operational Resources		4,368.23	4,368.23		
Travel & Living Allowances					
House in Session	--	18,250.62	18,250.62	--	--
House Not in Session	--	11,879.93	11,879.93	--	--
Intra & Extra-Constituency Travel	10,421.00	7,531.87	7,531.87	2,889.13	72.3%
Helicopter Travel	--	0.00	0.00	--	--
Total Travel & Living Allowances		37,662.42	37,662.42		
Constituency Allowance					
Constituency Allowance	2,655.00	1,458.22	1,458.22	1,196.78	54.9%
Total Constituency Allowance		1,458.22	1,458.22		
Total Expenditures					
		68,163.34	68,163.34		

---- End of Report ----



House of Assembly
Newfoundland and Labrador
Member Accountability and Disclosure Report
Expenditures Summarized by Category
01-Apr-13 to 31-Mar-14

BRAZIL, DAVID, MHA

Allowance Category	Expenditure Limit for Fiscal Year 2013/14 (Net of HST)	Expenditures Processed 01-Apr-13 to 31-Mar-14 (Net of HST)	Expenditures Year to Date 01-Apr-13 to 31-Mar-14 (Net of HST)	Funds Available (Net of HST)	Percent Expended to Date
Office Allowances					
Office Accommodations	--	0.00	0.00	--	--
Rental of Short-term Accommodations	--	0.00	0.00	--	--
Office Start-up Costs	--	0.00	0.00	--	--
Office Operations	10,801.00	10,424.05	10,424.05	376.95	96.5%
Total Office Allowances		10,424.05	10,424.05		
Operational Resources					
Operational Resources	--	3,250.76	3,250.76	--	--
Total Operational Resources		3,250.76	3,250.76		
Travel & Living Allowances					
House in Session	--	0.00	0.00	--	--
House Not in Session	--	0.00	0.00	--	--
Intra & Extra-Constituency Travel	6,813.00	6,813.00	6,813.00	0.00	100.0%
Helicopter Travel	--	0.00	0.00	--	--
Total Travel & Living Allowances		6,813.00	6,813.00		
Constituency Allowance					
Constituency Allowance	2,655.00	2,088.57	2,088.57	566.43	78.7%
Total Constituency Allowance		2,088.57	2,088.57		
Total Expenditures					
		22,576.38	22,576.38		

---- End of Report ----



House of Assembly
Newfoundland and Labrador
Member Accountability and Disclosure Report
Expenditures Summarized by Category
01-Apr-13 to 31-Mar-14

COLLINS, FELIX, MHA

Allowance Category	Expenditure Limit for Fiscal Year 2013/14 (Net of HST)	Expenditures Processed 01-Apr-13 to 31-Mar-14 (Net of HST)	Expenditures Year to Date 01-Apr-13 to 31-Mar-14 (Net of HST)	Funds Available (Net of HST)	Percent Expended to Date
Office Allowances					
Office Accommodations	--	0.00	0.00	--	--
Rental of Short-term Accommodations	--	0.00	0.00	--	--
Office Start-up Costs	--	0.00	0.00	--	--
Office Operations	10,801.00	8,712.00	8,712.00	2,089.00	80.7%
Total Office Allowances		8,712.00	8,712.00		
Operational Resources					
Operational Resources	--	3,195.97	3,195.97	--	--
Total Operational Resources		3,195.97	3,195.97		
Travel & Living Allowances					
House in Session	--	1,798.98	1,798.98	--	--
House Not in Session	--	1,875.99	1,875.99	--	--
Intra & Extra-Constituency Travel	10,178.00	102.93	102.93	10,075.07	1.0%
Helicopter Travel	--	0.00	0.00	--	--
Total Travel & Living Allowances		3,777.90	3,777.90		
Constituency Allowance					
Constituency Allowance	2,655.00	305.50	305.50	2,349.50	11.5%
Total Constituency Allowance		305.50	305.50		
Total Expenditures		15,991.37	15,991.37		

---- End of Report ----



House of Assembly
Newfoundland and Labrador
Member Accountability and Disclosure Report
Expenditures Summarized by Category
01-Apr-13 to 31-Mar-14

COLLINS, SANDY, MHA

Allowance Category	Expenditure Limit for Fiscal Year 2013/14 (Net of HST)	Expenditures Processed 01-Apr-13 to 31-Mar-14 (Net of HST)	Expenditures Year to Date 01-Apr-13 to 31-Mar-14 (Net of HST)	Funds Available (Net of HST)	Percent Expended to Date
Office Allowances					
Office Accommodations	12,000.00	12,000.00	12,000.00	0.00	100.0%
Rental of Short-term Accommodations	--	0.00	0.00	--	--
Office Start-up Costs	--	0.00	0.00	--	--
Office Operations	10,801.00	4,205.01	4,205.01	6,595.99	38.9%
Total Office Allowances		16,205.01	16,205.01		
Operational Resources					
Operational Resources	--	6,614.45	6,614.45	--	--
Total Operational Resources		6,614.45	6,614.45		
Travel & Living Allowances					
House in Session	--	11,487.40	11,487.40	--	--
House Not in Session	--	1,456.49	1,456.49	--	--
Intra & Extra-Constituency Travel	9,030.00	9,028.55	9,028.55	1.45	100.0%
Helicopter Travel	--	0.00	0.00	--	--
Total Travel & Living Allowances		21,972.44	21,972.44		
Constituency Allowance					
Constituency Allowance	2,655.00	1,650.83	1,650.83	1,004.17	62.2%
Total Constituency Allowance		1,650.83	1,650.83		
Total Expenditures					
		46,442.73	46,442.73		

---- End of Report ----



House of Assembly
Newfoundland and Labrador
Member Accountability and Disclosure Report
Expenditures Summarized by Category
01-Apr-13 to 31-Mar-14

CORNECT, TONY, MHA

Allowance Category	Expenditure Limit for Fiscal Year 2013/14 (Net of HST)	Expenditures Processed 01-Apr-13 to 31-Mar-14 (Net of HST)	Expenditures Year to Date 01-Apr-13 to 31-Mar-14 (Net of HST)	Funds Available (Net of HST)	Percent Expended to Date
Office Allowances					
Office Accommodations	8,963.00	8,962.80	8,962.80	0.20	100.0%
Rental of Short-term Accommodations	--	0.00	0.00	--	--
Office Start-up Costs	--	0.00	0.00	--	--
Office Operations	10,801.00	6,889.53	6,889.53	3,911.47	63.8%
Total Office Allowances		15,852.33	15,852.33		
Operational Resources					
Operational Resources	--	3,221.57	3,221.57	--	--
Total Operational Resources		3,221.57	3,221.57		
Travel & Living Allowances					
House in Session	--	20,539.96	20,539.96	--	--
House Not in Session	--	3,998.88	3,998.88	--	--
Intra & Extra-Constituency Travel	6,018.00	1,031.12	1,031.12	4,986.88	17.1%
Helicopter Travel	--	0.00	0.00	--	--
Total Travel & Living Allowances		25,569.96	25,569.96		
Constituency Allowance					
Constituency Allowance	2,655.00	0.00	0.00	2,655.00	0.0%
Total Constituency Allowance		0.00	0.00		
Total Expenditures		44,643.86	44,643.86		

---- End of Report ----



House of Assembly
Newfoundland and Labrador
Member Accountability and Disclosure Report
Expenditures Summarized by Category
01-Apr-13 to 31-Mar-14

CROSS, ELI, MHA

Allowance Category	Expenditure Limit for Fiscal Year 2013/14 (Net of HST)	Expenditures Processed 01-Apr-13 to 31-Mar-14 (Net of HST)	Expenditures Year to Date 01-Apr-13 to 31-Mar-14 (Net of HST)	Funds Available (Net of HST)	Percent Expended to Date
Office Allowances					
Office Accommodations	--	0.00	0.00	--	--
Rental of Short-term Accommodations	--	0.00	0.00	--	--
Office Start-up Costs	723.00	0.00	0.00	723.00	0.0%
Office Operations	10,801.00	3,548.28	3,548.28	7,252.72	32.9%
Total Office Allowances		3,548.28	3,548.28		
Operational Resources					
Operational Resources	--	2,889.35	2,889.35	--	--
Total Operational Resources		2,889.35	2,889.35		
Travel & Living Allowances					
House in Session	--	10,577.68	10,577.68	--	--
House Not in Session	--	8,925.91	8,925.91	--	--
Intra & Extra-Constituency Travel	8,937.00	7,714.31	7,714.31	1,222.69	86.3%
Helicopter Travel	--	0.00	0.00	--	--
Total Travel & Living Allowances		27,217.90	27,217.90		
Constituency Allowance					
Constituency Allowance	2,655.00	1,076.52	1,076.52	1,578.48	40.5%
Total Constituency Allowance		1,076.52	1,076.52		
Total Expenditures					
		34,732.05	34,732.05		

---- End of Report ----



House of Assembly
Newfoundland and Labrador
Member Accountability and Disclosure Report
Expenditures Summarized by Category
01-Apr-13 to 31-Mar-14

CRUMMELL, DAN, MHA

Allowance Category	Expenditure Limit for Fiscal Year 2013/14 (Net of HST)	Expenditures Processed 01-Apr-13 to 31-Mar-14 (Net of HST)	Expenditures Year to Date 01-Apr-13 to 31-Mar-14 (Net of HST)	Funds Available (Net of HST)	Percent Expended to Date
Office Allowances					
Office Accommodations	--	0.00	0.00	--	--
Rental of Short-term Accommodations	--	0.00	0.00	--	--
Office Start-up Costs	871.00	0.00	0.00	871.00	0.0%
Office Operations	10,801.00	279.55	279.55	10,521.45	2.6%
Total Office Allowances		279.55	279.55		
Operational Resources					
Operational Resources	--	2,664.12	2,664.12	--	--
Total Operational Resources		2,664.12	2,664.12		
Travel & Living Allowances					
House in Session	--	0.00	0.00	--	--
House Not in Session	--	0.00	0.00	--	--
Intra & Extra-Constituency Travel	5,310.00	0.00	0.00	5,310.00	0.0%
Helicopter Travel	--	0.00	0.00	--	--
Total Travel & Living Allowances		0.00	0.00		
Constituency Allowance					
Constituency Allowance	2,655.00	0.00	0.00	2,655.00	0.0%
Total Constituency Allowance		0.00	0.00		
Total Expenditures		2,943.67	2,943.67		

---- End of Report ----



House of Assembly
Newfoundland and Labrador
Member Accountability and Disclosure Report
Expenditures Summarized by Category
01-Apr-13 to 31-Mar-14

DALLEY, DERRICK, MHA

Allowance Category	Expenditure Limit for Fiscal Year 2013/14 (Net of HST)	Expenditures Processed 01-Apr-13 to 31-Mar-14 (Net of HST)	Expenditures Year to Date 01-Apr-13 to 31-Mar-14 (Net of HST)	Funds Available (Net of HST)	Percent Expended to Date
Office Allowances					
Office Accommodations	12,000.00	12,000.00	12,000.00	0.00	100.0%
Rental of Short-term Accommodations	--	0.00	0.00	--	--
Office Start-up Costs	--	0.00	0.00	--	--
Office Operations	10,801.00	5,290.69	5,290.69	5,510.31	49.0%
Total Office Allowances		17,290.69	17,290.69		
Operational Resources					
Operational Resources	--	5,798.43	5,798.43	--	--
Total Operational Resources		5,798.43	5,798.43		
Travel & Living Allowances					
House in Session	--	18,664.13	18,664.13	--	--
House Not in Session	--	429.94	429.94	--	--
Intra & Extra-Constituency Travel	8,675.00	4,064.02	4,064.02	4,610.98	46.8%
Helicopter Travel	--	0.00	0.00	--	--
Total Travel & Living Allowances		23,158.09	23,158.09		
Constituency Allowance					
Constituency Allowance	2,655.00	914.92	914.92	1,740.08	34.5%
Total Constituency Allowance		914.92	914.92		
Total Expenditures					
		47,162.13	47,162.13		

---- End of Report ----



House of Assembly
Newfoundland and Labrador
Member Accountability and Disclosure Report
Expenditures Summarized by Category
01-Apr-13 to 31-Mar-14

DAVIS, PAUL, MHA

Allowance Category	Expenditure Limit for Fiscal Year 2013/14 (Net of HST)	Expenditures Processed 01-Apr-13 to 31-Mar-14 (Net of HST)	Expenditures Year to Date 01-Apr-13 to 31-Mar-14 (Net of HST)	Funds Available (Net of HST)	Percent Expended to Date
Office Allowances					
Office Accommodations	--	0.00	0.00	--	--
Rental of Short-term Accommodations	--	0.00	0.00	--	--
Office Start-up Costs	--	0.00	0.00	--	--
Office Operations	10,801.00	10,801.00	10,801.00	0.00	100.0%
Total Office Allowances		10,801.00	10,801.00		
Operational Resources					
Operational Resources	--	1,921.68	1,921.68	--	--
Total Operational Resources		1,921.68	1,921.68		
Travel & Living Allowances					
House in Session	--	0.00	0.00	--	--
House Not in Session	--	0.00	0.00	--	--
Intra & Extra-Constituency Travel	5,310.00	0.00	0.00	5,310.00	0.0%
Helicopter Travel	--	0.00	0.00	--	--
Total Travel & Living Allowances		0.00	0.00		
Constituency Allowance					
Constituency Allowance	2,655.00	675.15	675.15	1,979.85	25.4%
Total Constituency Allowance		675.15	675.15		
Total Expenditures		13,397.83	13,397.83		

---- End of Report ----



House of Assembly
Newfoundland and Labrador
Member Accountability and Disclosure Report
Expenditures Summarized by Category
01-Apr-13 to 31-Mar-14

DEMPSTER, LISA, MHA

Allowance Category	Expenditure Limit for Fiscal Year 2013/14 (Net of HST)	Expenditures Processed 01-Apr-13 to 31-Mar-14 (Net of HST)	Expenditures Year to Date 01-Apr-13 to 31-Mar-14 (Net of HST)	Funds Available (Net of HST)	Percent Expended to Date
Office Allowances					
Office Accommodations	1,362.00	1,361.25	1,361.25	0.75	99.9%
Rental of Short-term Accommodations	--	0.00	0.00	--	--
Office Start-up Costs	885.00	560.89	560.89	324.11	63.4%
Office Operations	8,146.00	5,313.24	5,313.24	2,832.76	65.2%
Total Office Allowances		7,235.38	7,235.38		
Operational Resources					
Operational Resources	--	10,022.41	10,022.41	--	--
Total Operational Resources		10,022.41	10,022.41		
Travel & Living Allowances					
House in Session	--	18,709.62	18,709.62	--	--
House Not in Session	--	12,864.76	12,864.76	--	--
Intra & Extra-Constituency Travel	17,379.00	13,024.84	13,024.84	4,354.16	74.9%
Helicopter Travel	14,256.00	0.00	0.00	14,256.00	0.0%
Total Travel & Living Allowances		44,599.22	44,599.22		
Constituency Allowance					
Constituency Allowance	2,037.00	2,030.40	2,030.40	6.60	99.7%
Total Constituency Allowance		2,030.40	2,030.40		
Total Expenditures					
		63,887.41	63,887.41		

---- End of Report ----



House of Assembly
Newfoundland and Labrador
Member Accountability and Disclosure Report
Expenditures Summarized by Category
01-Apr-13 to 31-Mar-14

DINN, JOHN, MHA

Allowance Category	Expenditure Limit for Fiscal Year 2013/14 (Net of HST)	Expenditures Processed 01-Apr-13 to 31-Mar-14 (Net of HST)	Expenditures Year to Date 01-Apr-13 to 31-Mar-14 (Net of HST)	Funds Available (Net of HST)	Percent Expended to Date
Office Allowances					
Office Accommodations	--	0.00	0.00	--	--
Rental of Short-term Accommodations	--	0.00	0.00	--	--
Office Start-up Costs	--	0.00	0.00	--	--
Office Operations	10,801.00	1,276.63	1,276.63	9,524.37	11.8%
Total Office Allowances		1,276.63	1,276.63		
Operational Resources					
Operational Resources	--	2,399.49	2,399.49	--	--
Total Operational Resources		2,399.49	2,399.49		
Travel & Living Allowances					
House in Session	--	0.00	0.00	--	--
House Not in Session	--	0.00	0.00	--	--
Intra & Extra-Constituency Travel	6,372.00	0.00	0.00	6,372.00	0.0%
Helicopter Travel	--	0.00	0.00	--	--
Total Travel & Living Allowances		0.00	0.00		
Constituency Allowance					
Constituency Allowance	2,655.00	0.00	0.00	2,655.00	0.0%
Total Constituency Allowance		0.00	0.00		
Total Expenditures		3,676.12	3,676.12		

---- End of Report ----



House of Assembly
Newfoundland and Labrador
Member Accountability and Disclosure Report
Expenditures Summarized by Category
01-Apr-13 to 31-Mar-14

DUNDERDALE, KATHY, MHA

Allowance Category	Expenditure Limit for Fiscal Year 2013/14 (Net of HST)	Expenditures Processed 01-Apr-13 to 31-Mar-14 (Net of HST)	Expenditures Year to Date 01-Apr-13 to 31-Mar-14 (Net of HST)	Funds Available (Net of HST)	Percent Expended to Date
Office Allowances					
Office Accommodations	--	0.00	0.00	--	--
Rental of Short-term Accommodations	--	0.00	0.00	--	--
Office Start-up Costs	--	0.00	0.00	--	--
Office Operations	10,801.00	2,261.22	2,261.22	8,539.78	20.9%
Total Office Allowances		2,261.22	2,261.22		
Operational Resources					
Operational Resources	--	81.06	81.06	--	--
Total Operational Resources		81.06	81.06		
Travel & Living Allowances					
House in Session	--	0.00	0.00	--	--
House Not in Session	--	0.00	0.00	--	--
Intra & Extra-Constituency Travel	5,310.00	0.00	0.00	5,310.00	0.0%
Helicopter Travel	--	0.00	0.00	--	--
Total Travel & Living Allowances		0.00	0.00		
Constituency Allowance					
Constituency Allowance	2,655.00	0.00	0.00	2,655.00	0.0%
Total Constituency Allowance		0.00	0.00		
Total Expenditures					
		2,342.28	2,342.28		

---- End of Report ----



House of Assembly
Newfoundland and Labrador
Member Accountability and Disclosure Report
Expenditures Summarized by Category
01-Apr-13 to 31-Mar-14

EDMUNDS, RANDY, MHA

Allowance Category	Expenditure Limit for Fiscal Year 2013/14 (Net of HST)	Expenditures Processed 01-Apr-13 to 31-Mar-14 (Net of HST)	Expenditures Year to Date 01-Apr-13 to 31-Mar-14 (Net of HST)	Funds Available (Net of HST)	Percent Expended to Date
Office Allowances					
Office Accommodations	--	0.00	0.00	--	--
Rental of Short-term Accommodations	--	0.00	0.00	--	--
Office Start-up Costs	228.00	226.44	226.44	1.56	99.3%
Office Operations	10,801.00	2,493.11	2,493.11	8,307.89	23.1%
Total Office Allowances		2,719.55	2,719.55		
Operational Resources					
Operational Resources	--	4,149.76	4,149.76	--	--
Total Operational Resources		4,149.76	4,149.76		
Travel & Living Allowances					
House in Session	--	28,070.65	28,070.65	--	--
House Not in Session	--	8,416.55	8,416.55	--	--
Intra & Extra-Constituency Travel	19,290.00	17,180.85	17,180.85	2,109.15	89.1%
Helicopter Travel	8,656.00	0.00	0.00	8,656.00	0.0%
Total Travel & Living Allowances		53,668.05	53,668.05		
Constituency Allowance					
Constituency Allowance	2,655.00	1,287.02	1,287.02	1,367.98	48.5%
Total Constituency Allowance		1,287.02	1,287.02		
Total Expenditures					
		61,824.38	61,824.38		

---- End of Report ----



House of Assembly
Newfoundland and Labrador
Member Accountability and Disclosure Report
Expenditures Summarized by Category
01-Apr-13 to 31-Mar-14

FORSEY, CLAYTON, MHA

Allowance Category	Expenditure Limit for Fiscal Year 2013/14 (Net of HST)	Expenditures Processed 01-Apr-13 to 31-Mar-14 (Net of HST)	Expenditures Year to Date 01-Apr-13 to 31-Mar-14 (Net of HST)	Funds Available (Net of HST)	Percent Expended to Date
Office Allowances					
Office Accommodations	19,200.00	19,200.00	19,200.00	0.00	100.0%
Rental of Short-term Accommodations	--	0.00	0.00	--	--
Office Start-up Costs	--	0.00	0.00	--	--
Office Operations	10,801.00	6,834.39	6,834.39	3,966.61	63.3%
Total Office Allowances		26,034.39	26,034.39		
Operational Resources					
Operational Resources	--	4,575.95	4,575.95	--	--
Total Operational Resources		4,575.95	4,575.95		
Travel & Living Allowances					
House in Session	--	10,152.35	10,152.35	--	--
House Not in Session	--	5,721.32	5,721.32	--	--
Intra & Extra-Constituency Travel	8,937.00	4,906.40	4,906.40	4,030.60	54.9%
Helicopter Travel	--	0.00	0.00	--	--
Total Travel & Living Allowances		20,780.07	20,780.07		
Constituency Allowance					
Constituency Allowance	2,655.00	428.61	428.61	2,226.39	16.1%
Total Constituency Allowance		428.61	428.61		
Total Expenditures					
		51,819.02	51,819.02		

---- End of Report ----



House of Assembly
Newfoundland and Labrador
Member Accountability and Disclosure Report
Expenditures Summarized by Category
01-Apr-13 to 31-Mar-14

FRENCH, TERRY, MHA

Allowance Category	Expenditure Limit for Fiscal Year 2013/14 (Net of HST)	Expenditures Processed 01-Apr-13 to 31-Mar-14 (Net of HST)	Expenditures Year to Date 01-Apr-13 to 31-Mar-14 (Net of HST)	Funds Available (Net of HST)	Percent Expended to Date
Office Allowances					
Office Accommodations	--	0.00	0.00	--	--
Rental of Short-term Accommodations	--	0.00	0.00	--	--
Office Start-up Costs	--	0.00	0.00	--	--
Office Operations	10,801.00	9,069.76	9,069.76	1,731.24	84.0%
Total Office Allowances		9,069.76	9,069.76		
Operational Resources					
Operational Resources	--	3,343.81	3,343.81	--	--
Total Operational Resources		3,343.81	3,343.81		
Travel & Living Allowances					
House in Session	--	0.00	0.00	--	--
House Not in Session	--	0.00	0.00	--	--
Intra & Extra-Constituency Travel	6,372.00	0.00	0.00	6,372.00	0.0%
Helicopter Travel	--	0.00	0.00	--	--
Total Travel & Living Allowances		0.00	0.00		
Constituency Allowance					
Constituency Allowance	2,655.00	659.69	659.69	1,995.31	24.8%
Total Constituency Allowance		659.69	659.69		
Total Expenditures		13,073.26	13,073.26		

---- End of Report ----



House of Assembly
Newfoundland and Labrador
Member Accountability and Disclosure Report
Expenditures Summarized by Category
01-Apr-13 to 31-Mar-14

GRANTER, VAUGHN, MHA

Allowance Category	Expenditure Limit for Fiscal Year 2013/14 (Net of HST)	Expenditures Processed 01-Apr-13 to 31-Mar-14 (Net of HST)	Expenditures Year to Date 01-Apr-13 to 31-Mar-14 (Net of HST)	Funds Available (Net of HST)	Percent Expended to Date
Office Allowances					
Office Accommodations	--	0.00	0.00	--	--
Rental of Short-term Accommodations	--	0.00	0.00	--	--
Office Start-up Costs	--	0.00	0.00	--	--
Office Operations	10,801.00	10,540.21	10,540.21	260.79	97.6%
Total Office Allowances		10,540.21	10,540.21		
Operational Resources					
Operational Resources	--	4,845.20	4,845.20	--	--
Total Operational Resources		4,845.20	4,845.20		
Travel & Living Allowances					
House in Session	--	12,041.70	12,041.70	--	--
House Not in Session	--	231.63	231.63	--	--
Intra & Extra-Constituency Travel	7,255.00	253.96	253.96	7,001.04	3.5%
Helicopter Travel	--	0.00	0.00	--	--
Total Travel & Living Allowances		12,527.29	12,527.29		
Constituency Allowance					
Constituency Allowance	2,655.00	387.01	387.01	2,267.99	14.6%
Total Constituency Allowance		387.01	387.01		
Total Expenditures		28,299.71	28,299.71		

---- End of Report ----



House of Assembly
Newfoundland and Labrador
Member Accountability and Disclosure Report
Expenditures Summarized by Category
01-Apr-13 to 31-Mar-14

HEDDERSON, TOM, MHA

Allowance Category	Expenditure Limit for Fiscal Year 2013/14 (Net of HST)	Expenditures Processed 01-Apr-13 to 31-Mar-14 (Net of HST)	Expenditures Year to Date 01-Apr-13 to 31-Mar-14 (Net of HST)	Funds Available (Net of HST)	Percent Expended to Date
Office Allowances					
Office Accommodations	16,200.00	16,200.00	16,200.00	0.00	100.0%
Rental of Short-term Accommodations	--	0.00	0.00	--	--
Office Start-up Costs	--	0.00	0.00	--	--
Office Operations	10,801.00	6,082.28	6,082.28	4,718.72	56.3%
Total Office Allowances		22,282.28	22,282.28		
Operational Resources					
Operational Resources	--	4,586.14	4,586.14	--	--
Total Operational Resources		4,586.14	4,586.14		
Travel & Living Allowances					
House in Session	--	7,205.38	7,205.38	--	--
House Not in Session	--	6,061.86	6,061.86	--	--
Intra & Extra-Constituency Travel	6,105.00	1,466.72	1,466.72	4,638.28	24.0%
Helicopter Travel	--	0.00	0.00	--	--
Total Travel & Living Allowances		14,733.96	14,733.96		
Constituency Allowance					
Constituency Allowance	2,655.00	558.23	558.23	2,096.77	21.0%
Total Constituency Allowance		558.23	558.23		
Total Expenditures					
		42,160.61	42,160.61		

---- End of Report ----



House of Assembly
Newfoundland and Labrador
Member Accountability and Disclosure Report
Expenditures Summarized by Category
01-Apr-13 to 31-Mar-14

HUNTER, RAY, MHA

Allowance Category	Expenditure Limit for Fiscal Year 2013/14 (Net of HST)	Expenditures Processed 01-Apr-13 to 31-Mar-14 (Net of HST)	Expenditures Year to Date 01-Apr-13 to 31-Mar-14 (Net of HST)	Funds Available (Net of HST)	Percent Expended to Date
Office Allowances					
Office Accommodations	--	0.00	0.00	--	--
Rental of Short-term Accommodations	--	0.00	0.00	--	--
Office Start-up Costs	--	0.00	0.00	--	--
Office Operations	10,801.00	8,225.71	8,225.71	2,575.29	76.2%
Total Office Allowances		8,225.71	8,225.71		
Operational Resources					
Operational Resources	--	3,124.83	3,124.83	--	--
Total Operational Resources		3,124.83	3,124.83		
Travel & Living Allowances					
House in Session	--	8,617.24	8,617.24	--	--
House Not in Session	--	6,462.47	6,462.47	--	--
Intra & Extra-Constituency Travel	6,372.00	4,286.57	4,286.57	2,085.43	67.3%
Helicopter Travel	--	0.00	0.00	--	--
Total Travel & Living Allowances		19,366.28	19,366.28		
Constituency Allowance					
Constituency Allowance	2,655.00	1,099.72	1,099.72	1,555.28	41.4%
Total Constituency Allowance		1,099.72	1,099.72		
Total Expenditures					
		31,816.54	31,816.54		

---- End of Report ----



House of Assembly
Newfoundland and Labrador
Member Accountability and Disclosure Report
Expenditures Summarized by Category
01-Apr-13 to 31-Mar-14

HUTCHINGS, KEITH, MHA

Allowance Category	Expenditure Limit for Fiscal Year 2013/14 (Net of HST)	Expenditures Processed 01-Apr-13 to 31-Mar-14 (Net of HST)	Expenditures Year to Date 01-Apr-13 to 31-Mar-14 (Net of HST)	Funds Available (Net of HST)	Percent Expended to Date
Office Allowances					
Office Accommodations	--	0.00	0.00	--	--
Rental of Short-term Accommodations	--	0.00	0.00	--	--
Office Start-up Costs	--	0.00	0.00	--	--
Office Operations	10,801.00	5,449.77	5,449.77	5,351.23	50.5%
Total Office Allowances		5,449.77	5,449.77		
Operational Resources					
Operational Resources	--	2,169.99	2,169.99	--	--
Total Operational Resources		2,169.99	2,169.99		
Travel & Living Allowances					
House in Session	--	0.00	0.00	--	--
House Not in Session	--	0.00	0.00	--	--
Intra & Extra-Constituency Travel	8,937.00	1,656.09	1,656.09	7,280.91	18.5%
Helicopter Travel	--	0.00	0.00	--	--
Total Travel & Living Allowances		1,656.09	1,656.09		
Constituency Allowance					
Constituency Allowance	2,655.00	1,245.68	1,245.68	1,409.32	46.9%
Total Constituency Allowance		1,245.68	1,245.68		
Total Expenditures					
		10,521.53	10,521.53		

---- End of Report ----



House of Assembly
Newfoundland and Labrador
Member Accountability and Disclosure Report
Expenditures Summarized by Category
01-Apr-13 to 31-Mar-14

JACKMAN, CLYDE, MHA

Allowance Category	Expenditure Limit for Fiscal Year 2013/14 (Net of HST)	Expenditures Processed 01-Apr-13 to 31-Mar-14 (Net of HST)	Expenditures Year to Date 01-Apr-13 to 31-Mar-14 (Net of HST)	Funds Available (Net of HST)	Percent Expended to Date
Office Allowances					
Office Accommodations	3,000.00	3,000.00	3,000.00	0.00	100.0%
Rental of Short-term Accommodations	--	0.00	0.00	--	--
Office Start-up Costs	--	0.00	0.00	--	--
Office Operations	10,801.00	8,509.89	8,509.89	2,291.11	78.8%
Total Office Allowances		11,509.89	11,509.89		
Operational Resources					
Operational Resources	--	4,179.34	4,179.34	--	--
Total Operational Resources		4,179.34	4,179.34		
Travel & Living Allowances					
House in Session	--	5,774.78	5,774.78	--	--
House Not in Session	--	0.00	0.00	--	--
Intra & Extra-Constituency Travel	7,255.00	1,360.83	1,360.83	5,894.17	18.8%
Helicopter Travel	--	0.00	0.00	--	--
Total Travel & Living Allowances		7,135.61	7,135.61		
Constituency Allowance					
Constituency Allowance	2,655.00	636.82	636.82	2,018.18	24.0%
Total Constituency Allowance		636.82	636.82		
Total Expenditures		23,461.66	23,461.66		

---- End of Report ----



House of Assembly
Newfoundland and Labrador
Member Accountability and Disclosure Report
Expenditures Summarized by Category
01-Apr-13 to 31-Mar-14

JOHNSON, CHARLENE, MHA

Allowance Category	Expenditure Limit for Fiscal Year 2013/14 (Net of HST)	Expenditures Processed 01-Apr-13 to 31-Mar-14 (Net of HST)	Expenditures Year to Date 01-Apr-13 to 31-Mar-14 (Net of HST)	Funds Available (Net of HST)	Percent Expended to Date
Office Allowances					
Office Accommodations	--	0.00	0.00	--	--
Rental of Short-term Accommodations	--	0.00	0.00	--	--
Office Start-up Costs	--	0.00	0.00	--	--
Office Operations	10,801.00	3,319.43	3,319.43	7,481.57	30.7%
Total Office Allowances		3,319.43	3,319.43		
Operational Resources					
Operational Resources	--	2,994.73	2,994.73	--	--
Total Operational Resources		2,994.73	2,994.73		
Travel & Living Allowances					
House in Session	--	608.17	608.17	--	--
House Not in Session	--	2,685.48	2,685.48	--	--
Intra & Extra-Constituency Travel	7,614.00	1,989.51	1,989.51	5,624.49	26.1%
Helicopter Travel	--	0.00	0.00	--	--
Total Travel & Living Allowances		5,283.16	5,283.16		
Constituency Allowance					
Constituency Allowance	2,655.00	254.52	254.52	2,400.48	9.6%
Total Constituency Allowance		254.52	254.52		
Total Expenditures		11,851.84	11,851.84		

---- End of Report ----



House of Assembly
Newfoundland and Labrador
Member Accountability and Disclosure Report
Expenditures Summarized by Category
01-Apr-13 to 31-Mar-14

JONES, YVONNE, MHA

Allowance Category	Expenditure Limit for Fiscal Year 2013/14 (Net of HST)	Expenditures Processed 01-Apr-13 to 31-Mar-14 (Net of HST)	Expenditures Year to Date 01-Apr-13 to 31-Mar-14 (Net of HST)	Funds Available (Net of HST)	Percent Expended to Date
Office Allowances					
Office Accommodations	--	0.00	0.00	--	--
Rental of Short-term Accommodations	--	0.00	0.00	--	--
Office Start-up Costs	--	0.00	0.00	--	--
Office Operations	10,801.00	884.68	884.68	9,916.32	8.2%
Total Office Allowances		884.68	884.68		
Operational Resources					
Operational Resources	--	1,671.73	1,671.73	--	--
Total Operational Resources		1,671.73	1,671.73		
Travel & Living Allowances					
House in Session	--	0.00	0.00	--	--
House Not in Session	--	0.00	0.00	--	--
Intra & Extra-Constituency Travel	23,489.00	3,721.09	3,721.09	19,767.91	15.8%
Helicopter Travel	--	0.00	0.00	--	--
Total Travel & Living Allowances		3,721.09	3,721.09		
Constituency Allowance					
Constituency Allowance	2,655.00	235.70	235.70	2,419.30	8.9%
Total Constituency Allowance		235.70	235.70		
Total Expenditures		6,513.20	6,513.20		

---- End of Report ----



House of Assembly
Newfoundland and Labrador
Member Accountability and Disclosure Report
Expenditures Summarized by Category
01-Apr-13 to 31-Mar-14

JOYCE, EDDIE, MHA

Allowance Category	Expenditure Limit for Fiscal Year 2013/14 (Net of HST)	Expenditures Processed 01-Apr-13 to 31-Mar-14 (Net of HST)	Expenditures Year to Date 01-Apr-13 to 31-Mar-14 (Net of HST)	Funds Available (Net of HST)	Percent Expended to Date
Office Allowances					
Office Accommodations	18,595.00	18,594.60	18,594.60	0.40	100.0%
Rental of Short-term Accommodations	--	0.00	0.00	--	--
Office Start-up Costs	165.00	71.50	71.50	93.50	43.3%
Office Operations	10,801.00	9,747.89	9,747.89	1,053.11	90.2%
Total Office Allowances		28,413.99	28,413.99		
Operational Resources					
Operational Resources	--	3,749.90	3,749.90	--	--
Total Operational Resources		3,749.90	3,749.90		
Travel & Living Allowances					
House in Session	--	22,910.36	22,910.36	--	--
House Not in Session	--	5,675.59	5,675.59	--	--
Intra & Extra-Constituency Travel	11,060.00	2,085.26	2,085.26	8,974.74	18.9%
Helicopter Travel	--	0.00	0.00	--	--
Total Travel & Living Allowances		30,671.21	30,671.21		
Constituency Allowance					
Constituency Allowance	2,655.00	2,592.29	2,592.29	62.71	97.6%
Total Constituency Allowance		2,592.29	2,592.29		
Total Expenditures					
		65,427.39	65,427.39		

---- End of Report ----



House of Assembly
Newfoundland and Labrador
Member Accountability and Disclosure Report
Expenditures Summarized by Category
01-Apr-13 to 31-Mar-14

KENNEDY, JEROME, MHA

Allowance Category	Expenditure Limit for Fiscal Year 2013/14 (Net of HST)	Expenditures Processed 01-Apr-13 to 31-Mar-14 (Net of HST)	Expenditures Year to Date 01-Apr-13 to 31-Mar-14 (Net of HST)	Funds Available (Net of HST)	Percent Expended to Date
Office Allowances					
Office Accommodations	14,900.00	10,373.95	10,373.95	4,526.05	69.6%
Rental of Short-term Accommodations	--	0.00	0.00	--	--
Office Start-up Costs	--	0.00	0.00	--	--
Office Operations	10,801.00	1,043.17	1,043.17	9,757.83	9.7%
Total Office Allowances		11,417.12	11,417.12		
Operational Resources					
Operational Resources	--	3,697.83	3,697.83	--	--
Total Operational Resources		3,697.83	3,697.83		
Travel & Living Allowances					
House in Session	--	0.00	0.00	--	--
House Not in Session	--	107.13	107.13	--	--
Intra & Extra-Constituency Travel	6,813.00	981.80	981.80	5,831.20	14.4%
Helicopter Travel	--	0.00	0.00	--	--
Total Travel & Living Allowances		1,088.93	1,088.93		
Constituency Allowance					
Constituency Allowance	2,655.00	0.00	0.00	2,655.00	0.0%
Total Constituency Allowance		0.00	0.00		
Total Expenditures		16,203.88	16,203.88		

---- End of Report ----



House of Assembly
Newfoundland and Labrador
Member Accountability and Disclosure Report
Expenditures Summarized by Category
01-Apr-13 to 31-Mar-14

KENT, STEVE, MHA

Allowance Category	Expenditure Limit for Fiscal Year 2013/14 (Net of HST)	Expenditures Processed 01-Apr-13 to 31-Mar-14 (Net of HST)	Expenditures Year to Date 01-Apr-13 to 31-Mar-14 (Net of HST)	Funds Available (Net of HST)	Percent Expended to Date
Office Allowances					
Office Accommodations	--	0.00	0.00	--	--
Rental of Short-term Accommodations	--	0.00	0.00	--	--
Office Start-up Costs	--	0.00	0.00	--	--
Office Operations	10,801.00	10,799.36	10,799.36	1.64	100.0%
Total Office Allowances		10,799.36	10,799.36		
Operational Resources					
Operational Resources	--	3,905.39	3,905.39	--	--
Total Operational Resources		3,905.39	3,905.39		
Travel & Living Allowances					
House in Session	--	0.00	0.00	--	--
House Not in Session	--	0.00	0.00	--	--
Intra & Extra-Constituency Travel	5,310.00	43.90	43.90	5,266.10	0.8%
Helicopter Travel	--	0.00	0.00	--	--
Total Travel & Living Allowances		43.90	43.90		
Constituency Allowance					
Constituency Allowance	2,655.00	1,005.00	1,005.00	1,650.00	37.9%
Total Constituency Allowance		1,005.00	1,005.00		
Total Expenditures		15,753.65	15,753.65		

---- End of Report ----



House of Assembly
Newfoundland and Labrador
Member Accountability and Disclosure Report
Expenditures Summarized by Category
01-Apr-13 to 31-Mar-14

KING, DARIN, MHA

Allowance Category	Expenditure Limit for Fiscal Year 2013/14 (Net of HST)	Expenditures Processed 01-Apr-13 to 31-Mar-14 (Net of HST)	Expenditures Year to Date 01-Apr-13 to 31-Mar-14 (Net of HST)	Funds Available (Net of HST)	Percent Expended to Date
Office Allowances					
Office Accommodations	10,234.00	10,233.64	10,233.64	0.36	100.0%
Rental of Short-term Accommodations	--	0.00	0.00	--	--
Office Start-up Costs	--	0.00	0.00	--	--
Office Operations	10,801.00	9,518.80	9,518.80	1,282.20	88.1%
Total Office Allowances		19,752.44	19,752.44		
Operational Resources					
Operational Resources	--	5,407.60	5,407.60	--	--
Total Operational Resources		5,407.60	5,407.60		
Travel & Living Allowances					
House in Session	--	1,922.69	1,922.69	--	--
House Not in Session	--	5,123.05	5,123.05	--	--
Intra & Extra-Constituency Travel	10,619.00	7,572.81	7,572.81	3,046.19	71.3%
Helicopter Travel	--	0.00	0.00	--	--
Total Travel & Living Allowances		14,618.55	14,618.55		
Constituency Allowance					
Constituency Allowance	2,655.00	504.14	504.14	2,150.86	19.0%
Total Constituency Allowance		504.14	504.14		
Total Expenditures					
		40,282.73	40,282.73		

---- End of Report ----



House of Assembly
Newfoundland and Labrador
Member Accountability and Disclosure Report
Expenditures Summarized by Category
01-Apr-13 to 31-Mar-14

KIRBY, DALE, MHA

Allowance Category	Expenditure Limit for Fiscal Year 2013/14 (Net of HST)	Expenditures Processed 01-Apr-13 to 31-Mar-14 (Net of HST)	Expenditures Year to Date 01-Apr-13 to 31-Mar-14 (Net of HST)	Funds Available (Net of HST)	Percent Expended to Date
Office Allowances					
Office Accommodations	--	0.00	0.00	--	--
Rental of Short-term Accommodations	--	0.00	0.00	--	--
Office Start-up Costs	143.00	0.00	0.00	143.00	0.0%
Office Operations	10,801.00	10,302.68	10,302.68	498.32	95.4%
Total Office Allowances		10,302.68	10,302.68		
Operational Resources					
Operational Resources	--	2,717.21	2,717.21	--	--
Total Operational Resources		2,717.21	2,717.21		
Travel & Living Allowances					
House in Session	--	0.00	0.00	--	--
House Not in Session	--	0.00	0.00	--	--
Intra & Extra-Constituency Travel	5,310.00	1,912.64	1,912.64	3,397.36	36.0%
Helicopter Travel	--	0.00	0.00	--	--
Total Travel & Living Allowances		1,912.64	1,912.64		
Constituency Allowance					
Constituency Allowance	2,655.00	2,643.09	2,643.09	11.91	99.6%
Total Constituency Allowance		2,643.09	2,643.09		
Total Expenditures					
		17,575.62	17,575.62		

---- End of Report ----



House of Assembly
Newfoundland and Labrador
Member Accountability and Disclosure Report
Expenditures Summarized by Category
01-Apr-13 to 31-Mar-14

LANE, PAUL, MHA

Allowance Category	Expenditure Limit for Fiscal Year 2013/14 (Net of HST)	Expenditures Processed 01-Apr-13 to 31-Mar-14 (Net of HST)	Expenditures Year to Date 01-Apr-13 to 31-Mar-14 (Net of HST)	Funds Available (Net of HST)	Percent Expended to Date
Office Allowances					
Office Accommodations	--	0.00	0.00	--	--
Rental of Short-term Accommodations	--	0.00	0.00	--	--
Office Start-up Costs	651.00	0.00	0.00	651.00	0.0%
Office Operations	10,801.00	9,647.25	9,647.25	1,153.75	89.3%
Total Office Allowances		9,647.25	9,647.25		
Operational Resources					
Operational Resources	--	3,963.20	3,963.20	--	--
Total Operational Resources		3,963.20	3,963.20		
Travel & Living Allowances					
House in Session	--	0.00	0.00	--	--
House Not in Session	--	0.00	0.00	--	--
Intra & Extra-Constituency Travel	5,310.00	4,534.75	4,534.75	775.25	85.4%
Helicopter Travel	--	0.00	0.00	--	--
Total Travel & Living Allowances		4,534.75	4,534.75		
Constituency Allowance					
Constituency Allowance	2,655.00	1,515.41	1,515.41	1,139.59	57.1%
Total Constituency Allowance		1,515.41	1,515.41		
Total Expenditures		19,660.61	19,660.61		

---- End of Report ----



House of Assembly
Newfoundland and Labrador
Member Accountability and Disclosure Report
Expenditures Summarized by Category
01-Apr-13 to 31-Mar-14

LITTLE, GLEN, MHA

Allowance Category	Expenditure Limit for Fiscal Year 2013/14 (Net of HST)	Expenditures Processed 01-Apr-13 to 31-Mar-14 (Net of HST)	Expenditures Year to Date 01-Apr-13 to 31-Mar-14 (Net of HST)	Funds Available (Net of HST)	Percent Expended to Date
Office Allowances					
Office Accommodations	17,820.00	17,820.00	17,820.00	0.00	100.0%
Rental of Short-term Accommodations	--	0.00	0.00	--	--
Office Start-up Costs	96.00	86.82	86.82	9.18	90.4%
Office Operations	10,801.00	8,114.35	8,114.35	2,686.65	75.1%
Total Office Allowances		26,021.17	26,021.17		
Operational Resources					
Operational Resources	--	4,727.25	4,727.25	--	--
Total Operational Resources		4,727.25	4,727.25		
Travel & Living Allowances					
House in Session	--	9,676.01	9,676.01	--	--
House Not in Session	--	5,182.81	5,182.81	--	--
Intra & Extra-Constituency Travel	8,937.00	4,159.13	4,159.13	4,777.87	46.5%
Helicopter Travel	--	0.00	0.00	--	--
Total Travel & Living Allowances		19,017.95	19,017.95		
Constituency Allowance					
Constituency Allowance	2,655.00	588.32	588.32	2,066.68	22.2%
Total Constituency Allowance		588.32	588.32		
Total Expenditures		50,354.69	50,354.69		

---- End of Report ----



House of Assembly
Newfoundland and Labrador
Member Accountability and Disclosure Report
Expenditures Summarized by Category
01-Apr-13 to 31-Mar-14

LITTLEJOHN, GLENN, MHA

Allowance Category	Expenditure Limit for Fiscal Year 2013/14 (Net of HST)	Expenditures Processed 01-Apr-13 to 31-Mar-14 (Net of HST)	Expenditures Year to Date 01-Apr-13 to 31-Mar-14 (Net of HST)	Funds Available (Net of HST)	Percent Expended to Date
Office Allowances					
Office Accommodations	11,313.00	11,307.73	11,307.73	5.27	100.0%
Rental of Short-term Accommodations	--	0.00	0.00	--	--
Office Start-up Costs	325.00	69.86	69.86	255.14	21.5%
Office Operations	10,801.00	5,953.97	5,953.97	4,847.03	55.1%
Total Office Allowances		17,331.56	17,331.56		
Operational Resources					
Operational Resources	--	3,928.72	3,928.72	--	--
Total Operational Resources		3,928.72	3,928.72		
Travel & Living Allowances					
House in Session	--	4,881.96	4,881.96	--	--
House Not in Session	--	1,893.81	1,893.81	--	--
Intra & Extra-Constituency Travel	6,813.00	5,523.80	5,523.80	1,289.20	81.1%
Helicopter Travel	--	0.00	0.00	--	--
Total Travel & Living Allowances		12,299.57	12,299.57		
Constituency Allowance					
Constituency Allowance	2,655.00	1,077.82	1,077.82	1,577.18	40.6%
Total Constituency Allowance		1,077.82	1,077.82		
Total Expenditures					
		34,637.67	34,637.67		

---- End of Report ----



House of Assembly
Newfoundland and Labrador
Member Accountability and Disclosure Report
Expenditures Summarized by Category
01-Apr-13 to 31-Mar-14

MARSHALL, THOMAS, MHA

Allowance Category	Expenditure Limit for Fiscal Year 2013/14 (Net of HST)	Expenditures Processed 01-Apr-13 to 31-Mar-14 (Net of HST)	Expenditures Year to Date 01-Apr-13 to 31-Mar-14 (Net of HST)	Funds Available (Net of HST)	Percent Expended to Date
Office Allowances					
Office Accommodations	--	0.00	0.00	--	--
Rental of Short-term Accommodations	--	0.00	0.00	--	--
Office Start-up Costs	--	0.00	0.00	--	--
Office Operations	10,801.00	9,145.88	9,145.88	1,655.12	84.7%
Total Office Allowances		9,145.88	9,145.88		
Operational Resources					
Operational Resources	--	2,735.92	2,735.92	--	--
Total Operational Resources		2,735.92	2,735.92		
Travel & Living Allowances					
House in Session	--	11,150.52	11,150.52	--	--
House Not in Session	--	0.00	0.00	--	--
Intra & Extra-Constituency Travel	5,576.00	78.33	78.33	5,497.67	1.4%
Helicopter Travel	--	0.00	0.00	--	--
Total Travel & Living Allowances		11,228.85	11,228.85		
Constituency Allowance					
Constituency Allowance	2,655.00	0.00	0.00	2,655.00	0.0%
Total Constituency Allowance		0.00	0.00		
Total Expenditures		23,110.65	23,110.65		

---- End of Report ----



House of Assembly
Newfoundland and Labrador
Member Accountability and Disclosure Report
Expenditures Summarized by Category
01-Apr-13 to 31-Mar-14

MCGRATH, NICK, MHA

Allowance Category	Expenditure Limit for Fiscal Year 2013/14 (Net of HST)	Expenditures Processed 01-Apr-13 to 31-Mar-14 (Net of HST)	Expenditures Year to Date 01-Apr-13 to 31-Mar-14 (Net of HST)	Funds Available (Net of HST)	Percent Expended to Date
Office Allowances					
Office Accommodations	14,400.00	14,400.00	14,400.00	0.00	100.0%
Rental of Short-term Accommodations	--	0.00	0.00	--	--
Office Start-up Costs	703.00	0.00	0.00	703.00	0.0%
Office Operations	10,801.00	5,132.43	5,132.43	5,668.57	47.5%
Total Office Allowances		19,532.43	19,532.43		
Operational Resources					
Operational Resources	--	2,860.26	2,860.26	--	--
Total Operational Resources		2,860.26	2,860.26		
Travel & Living Allowances					
House in Session	--	16,930.21	16,930.21	--	--
House Not in Session	--	0.00	0.00	--	--
Intra & Extra-Constituency Travel	6,813.00	0.00	0.00	6,813.00	0.0%
Helicopter Travel	--	0.00	0.00	--	--
Total Travel & Living Allowances		16,930.21	16,930.21		
Constituency Allowance					
Constituency Allowance	2,655.00	861.93	861.93	1,793.07	32.5%
Total Constituency Allowance		861.93	861.93		
Total Expenditures					
		40,184.83	40,184.83		

---- End of Report ----



House of Assembly
Newfoundland and Labrador
Member Accountability and Disclosure Report
Expenditures Summarized by Category
01-Apr-13 to 31-Mar-14

MICHAEL, LORRAINE, MHA

Allowance Category	Expenditure Limit for Fiscal Year 2013/14 (Net of HST)	Expenditures Processed 01-Apr-13 to 31-Mar-14 (Net of HST)	Expenditures Year to Date 01-Apr-13 to 31-Mar-14 (Net of HST)	Funds Available (Net of HST)	Percent Expended to Date
Office Allowances					
Office Accommodations	--	0.00	0.00	--	--
Rental of Short-term Accommodations	--	0.00	0.00	--	--
Office Start-up Costs	--	0.00	0.00	--	--
Office Operations	10,801.00	6,538.19	6,538.19	4,262.81	60.5%
Total Office Allowances		6,538.19	6,538.19		
Operational Resources					
Operational Resources	--	2,133.91	2,133.91	--	--
Total Operational Resources		2,133.91	2,133.91		
Travel & Living Allowances					
House in Session	--	0.00	0.00	--	--
House Not in Session	--	0.00	0.00	--	--
Intra & Extra-Constituency Travel	5,310.00	1,964.27	1,964.27	3,345.73	37.0%
Helicopter Travel	--	0.00	0.00	--	--
Total Travel & Living Allowances		1,964.27	1,964.27		
Constituency Allowance					
Constituency Allowance	2,655.00	864.98	864.98	1,790.02	32.6%
Total Constituency Allowance		864.98	864.98		
Total Expenditures		11,501.35	11,501.35		

---- End of Report ----



House of Assembly
Newfoundland and Labrador
Member Accountability and Disclosure Report
Expenditures Summarized by Category
01-Apr-13 to 31-Mar-14

MITCHELMORE, CHRISTOPHER, MHA

Allowance Category	Expenditure Limit for Fiscal Year 2013/14 (Net of HST)	Expenditures Processed 01-Apr-13 to 31-Mar-14 (Net of HST)	Expenditures Year to Date 01-Apr-13 to 31-Mar-14 (Net of HST)	Funds Available (Net of HST)	Percent Expended to Date
Office Allowances					
Office Accommodations	--	0.00	0.00	--	--
Rental of Short-term Accommodations	--	0.00	0.00	--	--
Office Start-up Costs	98.00	79.98	79.98	18.02	81.6%
Office Operations	10,801.00	10,745.91	10,745.91	55.09	99.5%
Total Office Allowances		10,825.89	10,825.89		
Operational Resources					
Operational Resources	--	5,628.46	5,628.46	--	--
Total Operational Resources		5,628.46	5,628.46		
Travel & Living Allowances					
House in Session	--	21,481.56	21,481.56	--	--
House Not in Session	--	6,777.06	6,777.06	--	--
Intra & Extra-Constituency Travel	8,937.00	8,937.00	8,937.00	0.00	100.0%
Helicopter Travel	--	0.00	0.00	--	--
Total Travel & Living Allowances		37,195.62	37,195.62		
Constituency Allowance					
Constituency Allowance	2,655.00	2,523.37	2,523.37	131.63	95.0%
Total Constituency Allowance		2,523.37	2,523.37		
Total Expenditures					
		56,173.34	56,173.34		

---- End of Report ----



House of Assembly
Newfoundland and Labrador
Member Accountability and Disclosure Report
Expenditures Summarized by Category
01-Apr-13 to 31-Mar-14

MURPHY, GEORGE, MHA

Allowance Category	Expenditure Limit for Fiscal Year 2013/14 (Net of HST)	Expenditures Processed 01-Apr-13 to 31-Mar-14 (Net of HST)	Expenditures Year to Date 01-Apr-13 to 31-Mar-14 (Net of HST)	Funds Available (Net of HST)	Percent Expended to Date
Office Allowances					
Office Accommodations	--	0.00	0.00	--	--
Rental of Short-term Accommodations	--	0.00	0.00	--	--
Office Start-up Costs	145.00	53.25	53.25	91.75	36.7%
Office Operations	10,801.00	5,284.55	5,284.55	5,516.45	48.9%
Total Office Allowances		5,337.80	5,337.80		
Operational Resources					
Operational Resources	--	2,219.53	2,219.53	--	--
Total Operational Resources		2,219.53	2,219.53		
Travel & Living Allowances					
House in Session	--	0.00	0.00	--	--
House Not in Session	--	0.00	0.00	--	--
Intra & Extra-Constituency Travel	5,310.00	2,477.60	2,477.60	2,832.40	46.7%
Helicopter Travel	--	0.00	0.00	--	--
Total Travel & Living Allowances		2,477.60	2,477.60		
Constituency Allowance					
Constituency Allowance	2,655.00	1,484.36	1,484.36	1,170.64	55.9%
Total Constituency Allowance		1,484.36	1,484.36		
Total Expenditures		11,519.29	11,519.29		

---- End of Report ----



House of Assembly
Newfoundland and Labrador
Member Accountability and Disclosure Report
Expenditures Summarized by Category
01-Apr-13 to 31-Mar-14

O'BRIEN, KEVIN, MHA

Allowance Category	Expenditure Limit for Fiscal Year 2013/14 (Net of HST)	Expenditures Processed 01-Apr-13 to 31-Mar-14 (Net of HST)	Expenditures Year to Date 01-Apr-13 to 31-Mar-14 (Net of HST)	Funds Available (Net of HST)	Percent Expended to Date
Office Allowances					
Office Accommodations	--	0.00	0.00	--	--
Rental of Short-term Accommodations	--	0.00	0.00	--	--
Office Start-up Costs	--	0.00	0.00	--	--
Office Operations	10,801.00	10,077.77	10,077.77	723.23	93.3%
Total Office Allowances		10,077.77	10,077.77		
Operational Resources					
Operational Resources	--	8,069.00	8,069.00	--	--
Total Operational Resources		8,069.00	8,069.00		
Travel & Living Allowances					
House in Session	--	20,163.57	20,163.57	--	--
House Not in Session	--	2,101.57	2,101.57	--	--
Intra & Extra-Constituency Travel	6,813.00	3,140.70	3,140.70	3,672.30	46.1%
Helicopter Travel	--	0.00	0.00	--	--
Total Travel & Living Allowances		25,405.84	25,405.84		
Constituency Allowance					
Constituency Allowance	2,655.00	514.32	514.32	2,140.68	19.4%
Total Constituency Allowance		514.32	514.32		
Total Expenditures					
		44,066.93	44,066.93		

---- End of Report ----



House of Assembly
Newfoundland and Labrador
Member Accountability and Disclosure Report
Expenditures Summarized by Category
01-Apr-13 to 31-Mar-14

OSBORNE, TOM, MHA

Allowance Category	Expenditure Limit for Fiscal Year 2013/14 (Net of HST)	Expenditures Processed 01-Apr-13 to 31-Mar-14 (Net of HST)	Expenditures Year to Date 01-Apr-13 to 31-Mar-14 (Net of HST)	Funds Available (Net of HST)	Percent Expended to Date
Office Allowances					
Office Accommodations	--	0.00	0.00	--	--
Rental of Short-term Accommodations	--	0.00	0.00	--	--
Office Start-up Costs	--	0.00	0.00	--	--
Office Operations	10,801.00	8,508.54	8,508.54	2,292.46	78.8%
Total Office Allowances		8,508.54	8,508.54		
Operational Resources					
Operational Resources	--	4,719.86	4,719.86	--	--
Total Operational Resources		4,719.86	4,719.86		
Travel & Living Allowances					
House in Session	--	0.00	0.00	--	--
House Not in Session	--	0.00	0.00	--	--
Intra & Extra-Constituency Travel	5,310.00	0.00	0.00	5,310.00	0.0%
Helicopter Travel	--	0.00	0.00	--	--
Total Travel & Living Allowances		0.00	0.00		
Constituency Allowance					
Constituency Allowance	2,655.00	686.22	686.22	1,968.78	25.8%
Total Constituency Allowance		686.22	686.22		
Total Expenditures		13,914.62	13,914.62		

---- End of Report ----



House of Assembly
Newfoundland and Labrador
Member Accountability and Disclosure Report
Expenditures Summarized by Category
01-Apr-13 to 31-Mar-14

PARSONS, ANDREW, MHA

Allowance Category	Expenditure Limit for Fiscal Year 2013/14 (Net of HST)	Expenditures Processed 01-Apr-13 to 31-Mar-14 (Net of HST)	Expenditures Year to Date 01-Apr-13 to 31-Mar-14 (Net of HST)	Funds Available (Net of HST)	Percent Expended to Date
Office Allowances					
Office Accommodations	12,000.00	12,000.00	12,000.00	0.00	100.0%
Rental of Short-term Accommodations	--	0.00	0.00	--	--
Office Start-up Costs	813.00	0.00	0.00	813.00	0.0%
Office Operations	10,801.00	10,771.39	10,771.39	29.61	99.7%
Total Office Allowances		22,771.39	22,771.39		
Operational Resources					
Operational Resources	--	6,902.13	6,902.13	--	--
Total Operational Resources		6,902.13	6,902.13		
Travel & Living Allowances					
House in Session	--	22,176.95	22,176.95	--	--
House Not in Session	--	11,629.56	11,629.56	--	--
Intra & Extra-Constituency Travel	9,999.00	5,395.75	5,395.75	4,603.25	54.0%
Helicopter Travel	17,311.00	0.00	0.00	17,311.00	0.0%
Total Travel & Living Allowances		39,202.26	39,202.26		
Constituency Allowance					
Constituency Allowance	2,655.00	2,366.53	2,366.53	288.47	89.1%
Total Constituency Allowance		2,366.53	2,366.53		
Total Expenditures					
		71,242.31	71,242.31		

---- End of Report ----



House of Assembly
Newfoundland and Labrador
Member Accountability and Disclosure Report
Expenditures Summarized by Category
01-Apr-13 to 31-Mar-14

PARSONS, KEVIN, MHA

Allowance Category	Expenditure Limit for Fiscal Year 2013/14 (Net of HST)	Expenditures Processed 01-Apr-13 to 31-Mar-14 (Net of HST)	Expenditures Year to Date 01-Apr-13 to 31-Mar-14 (Net of HST)	Funds Available (Net of HST)	Percent Expended to Date
Office Allowances					
Office Accommodations	--	0.00	0.00	--	--
Rental of Short-term Accommodations	--	0.00	0.00	--	--
Office Start-up Costs	--	0.00	0.00	--	--
Office Operations	10,801.00	6,867.27	6,867.27	3,933.73	63.6%
Total Office Allowances		6,867.27	6,867.27		
Operational Resources					
Operational Resources	--	3,521.25	3,521.25	--	--
Total Operational Resources		3,521.25	3,521.25		
Travel & Living Allowances					
House in Session	--	0.00	0.00	--	--
House Not in Session	--	0.00	0.00	--	--
Intra & Extra-Constituency Travel	6,372.00	1,809.91	1,809.91	4,562.09	28.4%
Helicopter Travel	--	0.00	0.00	--	--
Total Travel & Living Allowances		1,809.91	1,809.91		
Constituency Allowance					
Constituency Allowance	2,655.00	2,604.06	2,604.06	50.94	98.1%
Total Constituency Allowance		2,604.06	2,604.06		
Total Expenditures		14,802.49	14,802.49		

---- End of Report ----



House of Assembly
Newfoundland and Labrador
Member Accountability and Disclosure Report
Expenditures Summarized by Category
01-Apr-13 to 31-Mar-14

PEACH, CALVIN, MHA

Allowance Category	Expenditure Limit for Fiscal Year 2013/14 (Net of HST)	Expenditures Processed 01-Apr-13 to 31-Mar-14 (Net of HST)	Expenditures Year to Date 01-Apr-13 to 31-Mar-14 (Net of HST)	Funds Available (Net of HST)	Percent Expended to Date
Office Allowances					
Office Accommodations	--	0.00	0.00	--	--
Rental of Short-term Accommodations	--	0.00	0.00	--	--
Office Start-up Costs	--	0.00	0.00	--	--
Office Operations	10,801.00	9,551.83	9,551.83	1,249.17	88.4%
Total Office Allowances		9,551.83	9,551.83		
Operational Resources					
Operational Resources	--	2,976.37	2,976.37	--	--
Total Operational Resources		2,976.37	2,976.37		
Travel & Living Allowances					
House in Session	--	8,137.77	8,137.77	--	--
House Not in Session	--	2,322.66	2,322.66	--	--
Intra & Extra-Constituency Travel	11,594.00	8,745.11	8,745.11	2,848.89	75.4%
Helicopter Travel	--	0.00	0.00	--	--
Total Travel & Living Allowances		19,205.54	19,205.54		
Constituency Allowance					
Constituency Allowance	2,655.00	1,564.58	1,564.58	1,090.42	58.9%
Total Constituency Allowance		1,564.58	1,564.58		
Total Expenditures					
		33,298.32	33,298.32		

---- End of Report ----



House of Assembly
Newfoundland and Labrador
Member Accountability and Disclosure Report
Expenditures Summarized by Category
01-Apr-13 to 31-Mar-14

PERRY, TRACEY, MHA

Allowance Category	Expenditure Limit for Fiscal Year 2013/14 (Net of HST)	Expenditures Processed 01-Apr-13 to 31-Mar-14 (Net of HST)	Expenditures Year to Date 01-Apr-13 to 31-Mar-14 (Net of HST)	Funds Available (Net of HST)	Percent Expended to Date
Office Allowances					
Office Accommodations	9,492.00	9,492.00	9,492.00	0.00	100.0%
Rental of Short-term Accommodations	--	0.00	0.00	--	--
Office Start-up Costs	--	0.00	0.00	--	--
Office Operations	10,801.00	10,284.83	10,284.83	516.17	95.2%
Total Office Allowances		19,776.83	19,776.83		
Operational Resources					
Operational Resources	--	5,192.92	5,192.92	--	--
Total Operational Resources		5,192.92	5,192.92		
Travel & Living Allowances					
House in Session	--	21,962.38	21,962.38	--	--
House Not in Session	--	4,157.35	4,157.35	--	--
Intra & Extra-Constituency Travel	16,327.00	6,170.43	6,170.43	10,156.57	37.8%
Helicopter Travel	20,279.00	2,061.79	2,061.79	18,217.21	10.2%
Total Travel & Living Allowances		34,351.95	34,351.95		
Constituency Allowance					
Constituency Allowance	2,655.00	1,962.04	1,962.04	692.96	73.9%
Total Constituency Allowance		1,962.04	1,962.04		
Total Expenditures					
		61,283.74	61,283.74		

---- End of Report ----



House of Assembly
Newfoundland and Labrador
Member Accountability and Disclosure Report
Expenditures Summarized by Category
01-Apr-13 to 31-Mar-14

POLLARD, KEVIN, MHA

Allowance Category	Expenditure Limit for Fiscal Year 2013/14 (Net of HST)	Expenditures Processed 01-Apr-13 to 31-Mar-14 (Net of HST)	Expenditures Year to Date 01-Apr-13 to 31-Mar-14 (Net of HST)	Funds Available (Net of HST)	Percent Expended to Date
Office Allowances					
Office Accommodations	12,000.00	12,000.00	12,000.00	0.00	100.0%
Rental of Short-term Accommodations	--	0.00	0.00	--	--
Office Start-up Costs	--	0.00	0.00	--	--
Office Operations	10,801.00	7,381.25	7,381.25	3,419.75	68.3%
Total Office Allowances		19,381.25	19,381.25		
Operational Resources					
Operational Resources	--	3,950.71	3,950.71	--	--
Total Operational Resources		3,950.71	3,950.71		
Travel & Living Allowances					
House in Session	--	25,673.16	25,673.16	--	--
House Not in Session	--	8,801.47	8,801.47	--	--
Intra & Extra-Constituency Travel	8,937.00	8,937.00	8,937.00	0.00	100.0%
Helicopter Travel	--	0.00	0.00	--	--
Total Travel & Living Allowances		43,411.63	43,411.63		
Constituency Allowance					
Constituency Allowance	2,655.00	1,411.86	1,411.86	1,243.14	53.2%
Total Constituency Allowance		1,411.86	1,411.86		
Total Expenditures					
		68,155.45	68,155.45		

---- End of Report ----



House of Assembly
Newfoundland and Labrador
Member Accountability and Disclosure Report
Expenditures Summarized by Category
01-Apr-13 to 31-Mar-14

ROGERS, GERRY, MHA

Allowance Category	Expenditure Limit for Fiscal Year 2013/14 (Net of HST)	Expenditures Processed 01-Apr-13 to 31-Mar-14 (Net of HST)	Expenditures Year to Date 01-Apr-13 to 31-Mar-14 (Net of HST)	Funds Available (Net of HST)	Percent Expended to Date
Office Allowances					
Office Accommodations	--	0.00	0.00	--	--
Rental of Short-term Accommodations	--	0.00	0.00	--	--
Office Start-up Costs	--	0.00	0.00	--	--
Office Operations	10,801.00	10,580.23	10,580.23	220.77	98.0%
Total Office Allowances		10,580.23	10,580.23		
Operational Resources					
Operational Resources	--	3,909.57	3,909.57	--	--
Total Operational Resources		3,909.57	3,909.57		
Travel & Living Allowances					
House in Session	--	0.00	0.00	--	--
House Not in Session	--	0.00	0.00	--	--
Intra & Extra-Constituency Travel	5,310.00	1,447.25	1,447.25	3,862.75	27.3%
Helicopter Travel	--	0.00	0.00	--	--
Total Travel & Living Allowances		1,447.25	1,447.25		
Constituency Allowance					
Constituency Allowance	2,655.00	1,935.50	1,935.50	719.50	72.9%
Total Constituency Allowance		1,935.50	1,935.50		
Total Expenditures		17,872.55	17,872.55		

---- End of Report ----



House of Assembly
Newfoundland and Labrador
Member Accountability and Disclosure Report
Expenditures Summarized by Category
01-Apr-13 to 31-Mar-14

RUSSELL, KEITH, MHA

Allowance Category	Expenditure Limit for Fiscal Year 2013/14 (Net of HST)	Expenditures Processed 01-Apr-13 to 31-Mar-14 (Net of HST)	Expenditures Year to Date 01-Apr-13 to 31-Mar-14 (Net of HST)	Funds Available (Net of HST)	Percent Expended to Date
Office Allowances					
Office Accommodations	--	0.00	0.00	--	--
Rental of Short-term Accommodations	--	0.00	0.00	--	--
Office Start-up Costs	679.00	0.00	0.00	679.00	0.0%
Office Operations	10,801.00	8,826.06	8,826.06	1,974.94	81.7%
Total Office Allowances		8,826.06	8,826.06		
Operational Resources					
Operational Resources	--	3,645.97	3,645.97	--	--
Total Operational Resources		3,645.97	3,645.97		
Travel & Living Allowances					
House in Session	--	28,038.46	28,038.46	--	--
House Not in Session	--	5,296.96	5,296.96	--	--
Intra & Extra-Constituency Travel	7,080.00	5,144.35	5,144.35	1,935.65	72.7%
Helicopter Travel	--	0.00	0.00	--	--
Total Travel & Living Allowances		38,479.77	38,479.77		
Constituency Allowance					
Constituency Allowance	2,655.00	836.63	836.63	1,818.37	31.5%
Total Constituency Allowance		836.63	836.63		
Total Expenditures					
		51,788.43	51,788.43		

---- End of Report ----



House of Assembly
Newfoundland and Labrador
Member Accountability and Disclosure Report
Expenditures Summarized by Category
01-Apr-13 to 31-Mar-14

SHEA, JOAN, MHA

Allowance Category	Expenditure Limit for Fiscal Year 2013/14 (Net of HST)	Expenditures Processed 01-Apr-13 to 31-Mar-14 (Net of HST)	Expenditures Year to Date 01-Apr-13 to 31-Mar-14 (Net of HST)	Funds Available (Net of HST)	Percent Expended to Date
Office Allowances					
Office Accommodations	--	0.00	0.00	--	--
Rental of Short-term Accommodations	--	0.00	0.00	--	--
Office Start-up Costs	--	0.00	0.00	--	--
Office Operations	10,801.00	5,137.76	5,137.76	5,663.24	47.6%
Total Office Allowances		5,137.76	5,137.76		
Operational Resources					
Operational Resources	--	4,650.07	4,650.07	--	--
Total Operational Resources		4,650.07	4,650.07		
Travel & Living Allowances					
House in Session	--	12,688.58	12,688.58	--	--
House Not in Session	--	44.64	44.64	--	--
Intra & Extra-Constituency Travel	6,813.00	77.37	77.37	6,735.63	1.1%
Helicopter Travel	--	0.00	0.00	--	--
Total Travel & Living Allowances		12,810.59	12,810.59		
Constituency Allowance					
Constituency Allowance	2,655.00	0.00	0.00	2,655.00	0.0%
Total Constituency Allowance		0.00	0.00		
Total Expenditures					
		22,598.42	22,598.42		

---- End of Report ----



House of Assembly
Newfoundland and Labrador
Member Accountability and Disclosure Report
Expenditures Summarized by Category
01-Apr-13 to 31-Mar-14

SLADE, SAM, MHA

Allowance Category	Expenditure Limit for Fiscal Year 2013/14 (Net of HST)	Expenditures Processed 01-Apr-13 to 31-Mar-14 (Net of HST)	Expenditures Year to Date 01-Apr-13 to 31-Mar-14 (Net of HST)	Funds Available (Net of HST)	Percent Expended to Date
Office Allowances					
Office Accommodations	4,967.00	4,526.09	4,526.09	440.91	91.1%
Rental of Short-term Accommodations	--	0.00	0.00	--	--
Office Start-up Costs	885.00	298.96	298.96	586.04	33.8%
Office Operations	3,666.00	3,156.10	3,156.10	509.90	86.1%
Total Office Allowances		7,981.15	7,981.15		
Operational Resources					
Operational Resources	--	2,244.97	2,244.97	--	--
Total Operational Resources		2,244.97	2,244.97		
Travel & Living Allowances					
House in Session	--	1,882.55	1,882.55	--	--
House Not in Session	--	772.29	772.29	--	--
Intra & Extra-Constituency Travel	2,352.00	637.08	637.08	1,714.92	27.1%
Helicopter Travel	--	0.00	0.00	--	--
Total Travel & Living Allowances		3,291.92	3,291.92		
Constituency Allowance					
Constituency Allowance	916.00	202.87	202.87	713.13	22.1%
Total Constituency Allowance		202.87	202.87		
Total Expenditures					
		13,720.91	13,720.91		

---- End of Report ----



House of Assembly
Newfoundland and Labrador
Member Accountability and Disclosure Report
Expenditures Summarized by Category
01-Apr-13 to 31-Mar-14

SULLIVAN, SUSAN, MHA

Allowance Category	Expenditure Limit for Fiscal Year 2013/14 (Net of HST)	Expenditures Processed 01-Apr-13 to 31-Mar-14 (Net of HST)	Expenditures Year to Date 01-Apr-13 to 31-Mar-14 (Net of HST)	Funds Available (Net of HST)	Percent Expended to Date
Office Allowances					
Office Accommodations	7,488.00	7,488.00	7,488.00	0.00	100.0%
Rental of Short-term Accommodations	--	0.00	0.00	--	--
Office Start-up Costs	--	0.00	0.00	--	--
Office Operations	10,801.00	6,949.84	6,949.84	3,851.16	64.3%
Total Office Allowances		14,437.84	14,437.84		
Operational Resources					
Operational Resources	--	4,127.22	4,127.22	--	--
Total Operational Resources		4,127.22	4,127.22		
Travel & Living Allowances					
House in Session	--	11,512.76	11,512.76	--	--
House Not in Session	--	0.00	0.00	--	--
Intra & Extra-Constituency Travel	8,054.00	1,897.41	1,897.41	6,156.59	23.6%
Helicopter Travel	--	0.00	0.00	--	--
Total Travel & Living Allowances		13,410.17	13,410.17		
Constituency Allowance					
Constituency Allowance	2,655.00	309.71	309.71	2,345.29	11.7%
Total Constituency Allowance		309.71	309.71		
Total Expenditures					
		32,284.94	32,284.94		

---- End of Report ----



House of Assembly
Newfoundland and Labrador
Member Accountability and Disclosure Report
Expenditures Summarized by Category
01-Apr-13 to 31-Mar-14

VERGE, WADE, MHA

Allowance Category	Expenditure Limit for Fiscal Year 2013/14 (Net of HST)	Expenditures Processed 01-Apr-13 to 31-Mar-14 (Net of HST)	Expenditures Year to Date 01-Apr-13 to 31-Mar-14 (Net of HST)	Funds Available (Net of HST)	Percent Expended to Date
Office Allowances					
Office Accommodations	--	0.00	0.00	--	--
Rental of Short-term Accommodations	--	0.00	0.00	--	--
Office Start-up Costs	--	0.00	0.00	--	--
Office Operations	10,801.00	5,347.68	5,347.68	5,453.32	49.5%
Total Office Allowances		5,347.68	5,347.68		
Operational Resources					
Operational Resources	--	5,422.23	5,422.23	--	--
Total Operational Resources		5,422.23	5,422.23		
Travel & Living Allowances					
House in Session	--	15,223.89	15,223.89	--	--
House Not in Session	--	14,636.30	14,636.30	--	--
Intra & Extra-Constituency Travel	8,142.00	6,003.05	6,003.05	2,138.95	73.7%
Helicopter Travel	--	0.00	0.00	--	--
Total Travel & Living Allowances		35,863.24	35,863.24		
Constituency Allowance					
Constituency Allowance	2,655.00	1,891.29	1,891.29	763.71	71.2%
Total Constituency Allowance		1,891.29	1,891.29		
Total Expenditures					
		48,524.44	48,524.44		

---- End of Report ----



House of Assembly
Newfoundland and Labrador
Member Accountability and Disclosure Report
Expenditures Summarized by Category
01-Apr-13 to 31-Mar-14

WISEMAN, ROSS, MHA

Allowance Category	Expenditure Limit for Fiscal Year 2013/14 (Net of HST)	Expenditures Processed 01-Apr-13 to 31-Mar-14 (Net of HST)	Expenditures Year to Date 01-Apr-13 to 31-Mar-14 (Net of HST)	Funds Available (Net of HST)	Percent Expended to Date
Office Allowances					
Office Accommodations	18,080.00	18,080.04	18,080.04		100.0%
Rental of Short-term Accommodations	--	0.00	0.00	--	--
Office Start-up Costs	--	0.00	0.00	--	--
Office Operations	10,801.00	8,434.82	8,434.82	2,366.18	78.1%
Total Office Allowances		26,514.86	26,514.86		
Operational Resources					
Operational Resources	--	4,295.56	4,295.56	--	--
Total Operational Resources		4,295.56	4,295.56		
Travel & Living Allowances					
House in Session	--	1,363.62	1,363.62	--	--
House Not in Session	--	5,163.75	5,163.75	--	--
Intra & Extra-Constituency Travel	7,255.00	4,443.44	4,443.44	2,811.56	61.2%
Helicopter Travel	--	0.00	0.00	--	--
Total Travel & Living Allowances		10,970.81	10,970.81		
Constituency Allowance					
Constituency Allowance	2,655.00	1,017.97	1,017.97	1,637.03	38.3%
Total Constituency Allowance		1,017.97	1,017.97		
Total Expenditures					
		42,799.20	42,799.20		

---- End of Report ----

House of Assembly Management Commission

Briefing Note

Title: Letter of Appeal – Previous Fiscal Year (2013-14) Expenditures

Issue: Appeal of Claim Ruling - Member for Labrador West

Background:

- The Member for Labrador West is appealing the denial of payment by Corporate and Members' Services Division of certain allowable expenses incurred by the Member as the expenditures were incurred in the 2013-14 fiscal year and were not submitted for reimbursement within 30 days of the end of that year.

- Subsection 7(2) of the *Members Resources and Allowances Rules* states that

(2) A claim against an allowance for a payment or reimbursement shall be made in respect of the fiscal year in which the expenditure was made or incurred, and shall be submitted and received by the clerk not more than 30 days after the end of that fiscal year.

- Subsections 24(1), 24(8) and 24(9) of the *House of Assembly Accountability, Integrity and Administration Act* (the Act) state:

24(1) Where a member incurs an expense and a claim for reimbursement, or payment has been rejected by an officer or staff member of the House of Assembly service, or the member is unsure as to whether an expense, if incurred, will qualify for reimbursement or payment, he or she may request a ruling from the speaker.

(8) Where the ruling of the speaker is that the expenditure does not comply with the rules and directives of the commission, the member may appeal that ruling to the commission and, after giving the member an opportunity to make a submission in writing in support of the appeal, the commission may decide to reverse, uphold or modify the ruling of the speaker, and the decision of the commission is final.

(9) Notwithstanding that an expense claim has been denied by an officer, staff member or the speaker, in accordance with the rules,

where there is an appeal to the commission under this section and the commission determines that that claimed expense amount

- (a) has been incurred by the member; and*
- (b) is a permitted expense under the Act and rules; and*
- (c) does not exceed an expense amount or allowance allocation permitted under the rules,*

and a denial of payment of the expense amount would, in the opinion of the commission, be unjust, the commission may approve the expenditure for the claimed expense to the extent that the commission considers to be just and the decision of the commission is final.

- The expenses submitted, totaling \$1817.90, have been reviewed by the Corporate and Members' Services Division and are permitted expenses under the *Members' Resources and Allowances Rules*.
- While there were sufficient funds remaining in the Member's allocation to reimburse these expenses had they been submitted in the 2013-14 fiscal year, they cannot be charged to the Member's expense allocation for that year because they were not submitted by the deadline of April 30, 2014.
- Should the Commission approve payment of these expenses, they will be charged to the Member's expense allocation for the current fiscal year (2014-15).
- The attached letter from Member for Labrador West provides further details.

Analysis:

Legal Consultation:

Not applicable.

Internal Consultation(s):

Not applicable.

External Consultation(s):

Not applicable.

Comparison to Government Policy:

Not applicable.

Financial Impact:

Not applicable.

Legislative Impact:
Not applicable.

Options:

1. Approve the payment of expenses totaling \$1817.90 for the Member for Labrador West with the expenses to be paid within the appropriate allocation for the 2014-15 fiscal year.
2. Deny the payment of expenses totaling \$1817.90 for the Member for Labrador West.

Status:

- Not applicable.

Action Required:

- The decision of the Commission is requested.

Prepared by: Bobbi Russell

Approved by: Sandra Barnes

Approved by:

Date: May 29, 2014

Attachments:

1. Letter from the Member for Labrador West to the Speaker.
2. Letter from the Speaker to the Member for Labrador West.



Government of Newfoundland and Labrador
Nick McGrath, M.H.A.
Labrador West
Minister

May 8, 2014

Honourable Ross Wiseman, M.H.A.
Speaker
House of Assembly

Dear Mr. Wiseman:

My M.H.A. expense Claim MEMCS365338 has been rejected by Corporate and Members' Services as the expenditures relate to 2013-14 fiscal year.

I am requesting you give consideration to approval of my M.H.A. expense claim which was submitted for approval on May 2, 2014. The reason for delay in submission is that the business owner is the sole proprietor and manager of Cabot Realty and was travelling outside the province and hence receipts for accommodations, though requested, were not received until April, 2014.

Your review of my claim and request is appreciated.

Sincerely,

A handwritten signature in black ink, appearing to read "Nick McGrath".

Nick McGrath, M.H.A.
Labrador West
Minister
Department of Transportation and Works
Minister Responsible for Labrador and Aboriginal Affairs



HOUSE OF ASSEMBLY
Newfoundland and Labrador
OFFICE OF THE SPEAKER

May 29, 2014

Honourable Nick McGrath
Minister of Transportation & Works
Responsible of Labrador and Aboriginal Affairs
6th Floor, West Block
Confederation Building
Dear Honourable McGrath:

I am writing in response to your letter of May 8th, 2014 regarding an expense claim for the amount of \$1,817.90 for expenses incurred in the 2013-14 fiscal year that was not submitted for reimbursement within 30 days of the end of that year.

The process for Members to follow respecting allowance use is outlined in Section 24 of the *House of Assembly Accountability, Integrity and Administration Act* (the Act) and involves the Speaker, in the first instance, with the Commission having the final authority. Subsection 24(4) of the Act states that the Speaker's approval confirms that the expenditures comply with the *Members' Resources and Allowances Rules* (the Rules).

Given the provisions of Subsection 7(2) of the Rules, it is not possible for me to state that the expenditures are in compliance with that Rule. The next step, therefore, is for you to request that the issue be brought to the House of Assembly Management Commission for a final decision.

Please note I will accept your correspondence as an official appeal to the Commission and will arrange that it be included on the agenda of an upcoming meeting.

Regards,

A handwritten signature in cursive script, appearing to read 'Ross Wiseman'.

ROSS WISEMAN, MHA
Speaker of the House of Assembly

c.c. Ms. Wanda Lee Mercer, Chief Financial Officer

House of Assembly Management Commission

Briefing Note

Title: Letter of Appeal – Previous Fiscal Year (2013-14) Expenditures

Issue: Appeal of Claim Ruling - Member for Humber East

Background:

- The Member for Humber East is appealing the denial of payment by Corporate and Members' Services Division of certain allowable expenses incurred by the Member as the expenditures were incurred in the 2013-14 fiscal year and were not submitted for reimbursement within 30 days of the end of that year.

- Subsection 7(2) of the *Members Resources and Allowances Rules* states that

(2) A claim against an allowance for a payment or reimbursement shall be made in respect of the fiscal year in which the expenditure was made or incurred, and shall be submitted and received by the clerk not more than 30 days after the end of that fiscal year.

- Subsections 24(1), 24(8) and 24(9) of the *House of Assembly Accountability, Integrity and Administration Act* (the Act) state:

24(1) Where a member incurs an expense and a claim for reimbursement, or payment has been rejected by an officer or staff member of the House of Assembly service, or the member is unsure as to whether an expense, if incurred, will qualify for reimbursement or payment, he or she may request a ruling from the speaker.

(8) Where the ruling of the speaker is that the expenditure does not comply with the rules and directives of the commission, the member may appeal that ruling to the commission and, after giving the member an opportunity to make a submission in writing in support of the appeal, the commission may decide to reverse, uphold or modify the ruling of the speaker, and the decision of the commission is final.

(9) Notwithstanding that an expense claim has been denied by an officer, staff member or the speaker, in accordance with the rules,

where there is an appeal to the commission under this section and the commission determines that that claimed expense amount

- (a) has been incurred by the member; and*
- (b) is a permitted expense under the Act and rules; and*
- (c) does not exceed an expense amount or allowance allocation permitted under the rules,*

and a denial of payment of the expense amount would, in the opinion of the commission, be unjust, the commission may approve the expenditure for the claimed expense to the extent that the commission considers to be just and the decision of the commission is final.

- The expenses submitted, totaling \$2607.45, have been reviewed by the Corporate and Members' Services Division and are permitted expenses under the *Members' Resources and Allowances Rules*.
- While there were sufficient funds remaining in the Member's allocation to reimburse these expenses had they been submitted in the 2013-14 fiscal year, they cannot be charged to the Member's expense allocation for that year because they were not submitted by the deadline of April 30, 2014.
- Should the Commission approve payment of these expenses, they will be charged to the Member's expense allocation for the current fiscal year (2014-15).
- The attached letter from Member for Humber East provides further details.

Analysis:

Legal Consultation:

Not applicable.

Internal Consultation(s):

Not applicable.

External Consultation(s):

Not applicable.

Comparison to Government Policy:

Not applicable.

Financial Impact:

Not applicable.

Legislative Impact:
Not applicable.

Options:

1. Approve the payment of expenses totaling \$2607.45 for the Member for Humber East with the expenses to be paid within the appropriate allocation for the 2014-15 fiscal year.
2. Deny the payment of expenses totaling \$2607.45 for the Member for Humber East.

Status:

- Not applicable.

Action Required:

- The decision of the Commission is requested.

Prepared by: Bobbi Russell

Approved by: Sandra Barnes

Approved by:

Date: May 29, 2014

Attachments:

1. Letter from the Member for Humber East to the Speaker.
2. Letter from the Speaker to the Member for Humber East.

May 27, 2014

Hon. Ross Wiseman, MHA
Speaker of the House of Assembly
Chair of the House of Assembly Management Commission
Main Floor, East Block

Dear Mr. Chair,

Please accept this correspondence as an official appeal to the House of Assembly Management Commission of *ECMS359970* in the amount of *\$2607.45*. This claim was rejected by the Corporate and Members' Services Division because claim was submitted online on April 23, 2014 but supporting documentation was not received by Corporate and Members Services Division until May 01, 2014.

I am requesting the approval of the Commission to be reimbursed for these expenses, which include *HIS Car Rental, HIS Airfare, HIS Gas and HIS meals*.

Thank you for your consideration,



Tom Marshall
MHA, Humber East



HOUSE OF ASSEMBLY
Newfoundland and Labrador
OFFICE OF THE SPEAKER

May 29, 2014

Hon. Tom Marshall, Premier
4th Floor
Confederation Building

Dear Premier:

I am writing in response to your letter of May 27, 2014 regarding an expense claim for the amount of \$2,607.45 for expenses incurred in the 2013-14 fiscal year that was not submitted for reimbursement within 30 days of the end of that year.

The process for Members to follow respecting allowance use is outlined in Section 24 of the *House of Assembly Accountability, Integrity and Administration Act* (the Act) and involves the Speaker, in the first instance, with the Commission having the final authority. Subsection 24(4) of the Act states that the Speaker's approval confirms that the expenditures comply with the *Members' Resources and Allowances Rules* (the Rules).

Given the provisions of Subsection 7(2) of the Rules, it is not possible for me to state that the expenditures are in compliance with that Rule. The next step, therefore, is for you to request that the issue be brought to the House of Assembly Management Commission for a final decision.

Please note I will accept your correspondence as an official appeal to the Commission and will arrange that it be included on the agenda of an upcoming meeting.

Regards,

A handwritten signature in cursive, appearing to read 'Ross Wiseman'.

ROSS WISEMAN, MHA
Speaker of the House of Assembly

c.c. Ms. Wanda Lee Mercer, Chief Financial Officer

**House of Assembly Management Commission
Briefing Note**

Title: **Budget Transfer Request**

Issue: **Transfer of Funds Approval – Official Opposition Caucus**

Background:

- The Transfer of Funds Policy, April 2008 requires the House of Assembly Management Commission approval to transfer funds to or from the Grants and Subsidies Main Object of expenditure. Section 4.2.1 of the Transfer of Funds Policy, states:

“ House of Assembly Management Commission approval is required to transfer funds to or from the following Main Objects of Current Account Expenditure of an Activity:

- *Loans, Advances and Investments;*
 - *Allowances and Assistance;*
 - *Grants and Subsidies; and*
 - *Debt Expenses.*
- In 2008, the Commission made the following decisions with respect to caucus funding:
 - Each caucus shall be entitled to \$100 per month for each Member of that caucus, with a monthly minimum of \$800, to fund miscellaneous operational purchases (**CM2008-085 refers**).
 - When a caucus increases in number and becomes entitled to additional amounts, that increase shall be effective immediately (**CM2008-085 refers**).
 - On April 9, 2014 the Official Opposition Caucus increased to twelve Members.
 - A transfer of funds is required to the Official Opposition Caucus – Grants and Subsidies to provide operational funding for the period of April 9, 2014 to March 31, 2015 for one Member.

Analysis:

Legal Consultation:

Not applicable

Internal Consultation(s):

Not applicable

External Consultation(s):

Not applicable

Comparison to Government Policy:

Not applicable

Financial Impact:

Not applicable

Legislative Impact:

Not applicable

Options:

- Not applicable

Status:

- Not applicable

Action Required:

- The Commission's approval of the following transfer of funds is required:

From:

Subdivision 1.1.04.10 Members' Resources – Grants and Subsidies

\$ 1,400

To:

Subdivision 1.1.07.10 Official Opposition Caucus – Grants and Subsidies

\$ 1,400

Prepared by: Wanda Lee Mercer

Approved by: Sandra Barnes

Approved by:

Date: May 29, 2014

Attachments:

1. Budget Transfer No. HOABT2015-0001

LEGISLATURE

Budget Adjustment No.: HOABT2015-0001

TRANSFER TO:

Accounting Distribution					Description	Amount
RC	ACAT	ACEL	LOBJ	DTC		
0203	130	04B0	1061	000000	1.1.07.10 Official Opposition Caucus – Grants and Subsidies	\$1,400

FUNDS REQUIRED FOR:


Additional funds are required to provide operational funding for increase of one Member to the Official Opposition Caucus (CM2008-085 refers) for the period April 9, 2014 to March 31, 2015.

TRANSFER FROM:

Accounting Distribution					Description	Amount
RC	ACAT	ACEL	LOBJ	DTC		
0206	130	0410	1061	000000	1.1.04.10 Members' Resources – Grants and Subsidies	\$1,400

REASON FUNDS ARE AVAILABLE:

Funds were approved in the Members' Resources activity to provide operational funding due to vacant seat in the District of Virginia Waters.

VERIFIED BY:  Chief Financial Officer (A) Date: <u>May 29, 2014</u>	APPROVED BY: _____ House of Assembly Management Commission Date: _____
--	--

**House of Assembly Management Commission
Briefing Note**

Title: Budget Transfers Report

Issue: Budget transfers processed during fiscal 2013-14.

Background:

- The Transfer of Funds Policy, April 2008 requires only certain budget transfers to be approved by the Commission. However, to ensure transparency, it was proposed that all transfers of funds should be reported to the Commission.
- In accordance with Section 4.1.1 of the Transfer of Funds Policy, the following seven (7) transfers were approved by the Clerk of the House of Assembly and the applicable Statutory Officer or Chief Financial Officer (or designate) since the last report:
 - HOABT2014-0035 to HOABT2014-0041

Analysis:

Legal Consultation:

Not applicable

Internal Consultation(s):

Not applicable

External Consultation(s):

Not applicable

Comparison to Government Policy:

The Executive Branch has a comparable Transfer of Funds Policy.

Financial Impact:

Not applicable

Legislative Impact:

Not applicable

Options:

- Not applicable

Status:

- Not applicable

Action Required:

- For information purposes only.

Drafted by: Wanda Lee Mercer

Approved by: Sandra Barnes

Approved by:

Date: May 29, 2014

Attachments:

1. Budget Transfers HOABT2014-0035 to HOABT2014-0041

LEGISLATURE

Budget Adjustment No.: HOABT2014-0035

TRANSFER TO:

Accounting Distribution					Description	Amount
RC	ACAT	ACEL	LOBJ	DTC		
0203	110	04B0	0232	000000	1.1.07.02 Official Opposition Caucus- Employee Benefits	\$1,500
0203	110	04B0	0410	000000	1.1.07.04 Official Opposition Caucus- Supplies	\$400

FUNDS REQUIRED FOR:

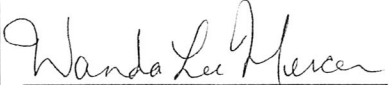

To cover the cost of working lunches and conference/registration fees.

TRANSFER FROM:

Accounting Distribution					Description	Amount
RC	ACAT	ACEL	LOBJ	DTC		
0203	110	04B0	0367	000000	1.1.07.03 Official Opposition Caucus- Transportation & Communications	\$1,900

REASON FUNDS ARE AVAILABLE:

Expenditures for travel are less than anticipated.

<p>APPROVED BY:  Chief Financial Officer (A) Date: <u>April 10, 2014</u></p>	<p>APPROVED BY:  Clerk of the House of Assembly Date: <u>2014-04-11</u></p>
---	---

LEGISLATURE

Budget Adjustment No.: HOABT2014-0036

TRANSFER TO:

Accounting Distribution					Description	Amount
RC	ACAT	ACEL	LOBJ	DTC		
0201	100	0400	0110	000000	1.1.01.01 Administrative Support – Salaries	\$15,400

FUNDS REQUIRED FOR:



To cover salary costs for IT support person.

TRANSFER FROM:

Accounting Distribution					Description	Amount
RC	ACAT	ACEL	LOBJ	DTC		
0206	100	0410	0120	000000	1.1.04.01 Members' Resources – Salaries	\$15,400

REASON FUNDS ARE AVAILABLE:

Expenditures for Secretarial Pool, Constituency Assistants and Replacement Constituency Assistants are less than anticipated.

APPROVED BY:  Chief Financial Officer (A)	APPROVED BY:  Clerk of the House of Assembly
Date: <u>April 11, 2014</u>	Date: <u>2014-04-11</u>

LEGISLATURE

Budget Adjustment No.: HOABT2014-0037

TRANSFER TO:

Accounting Distribution					Description	Amount
RC	ACAT	ACEL	LOBJ	DTC		
0205	110	04C0	0611	000000	1.1.08.06 Third Party Caucus – Purchased Services	\$400

FUNDS REQUIRED FOR:



To cover the cost of metering charges.

TRANSFER FROM:

Accounting Distribution					Description	Amount
RC	ACAT	ACEL	LOBJ	DTC		
0205	110	04C0	0710	000000	1.1.08.07 Third Party Caucus – Property, Furnishings and Equipment	\$400

REASON FUNDS ARE AVAILABLE:

Savings are available due to less than anticipated expenditures for blackberries and other equipment.

<p>APPROVED BY:  Chief Financial Officer (A) Date: <u>April 22, 2014</u></p>	<p>APPROVED BY:  Clerk of the House of Assembly Date: <u>2014-04-21</u></p>
---	---

RECEIVED
 Corporate & Member Services
 House of Assembly
 APR 23 2014
 D.C.

LEGISLATURE

Budget Adjustment No.: HOABT2014-0038

TRANSFER TO:

Accounting Distribution					Description	Amount
RC	ACAT	ACEL	LOBJ	DTC		
0249	120	0450	0510	000000	6.1.01.05 Office of the Information & Privacy Commissioner- Professional Services	\$3,500

FUNDS REQUIRED FOR:




To cover the cost of Legal Fees.

TRANSFER FROM:

Accounting Distribution					Description	Amount
RC	ACAT	ACEL	LOBJ	DTC		
0249	110	0450	0611	000000	6.1.01.06 Office of the Information & Privacy Commissioner- Purchased Services	\$3,500

REASON FUNDS ARE AVAILABLE:

Delay in tender for new leased space.

<p>VERIFIED BY:  Chief Financial Officer (A) Date: <u>April 23, 2014</u></p>	<p>APPROVED BY:  Clerk of the House of Assembly Date: <u>2014-04-23</u></p>	<p>APPROVED BY:  Statutory Officer Date: <u>23 April 2014</u></p>
---	---	--

LEGISLATURE

Budget Adjustment No.: HOABT2014-0039

TRANSFER TO:

Accounting Distribution					Description	Amount
RC	ACAT	ACEL	LOBJ	DTC		
0211	110	0600	0611	000000	3.1.01.06 Office of the Chief Electoral Officer- Purchased Services	\$14,900

FUNDS REQUIRED FOR:

To cover the cost of Printing Services.

TRANSFER FROM:


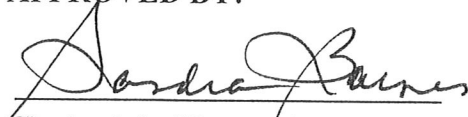

Accounting Distribution					Description	Amount
RC	ACAT	ACEL	LOBJ	DTC		
0211	120	0600	0510	000000	3.1.01.05 Office of the Chief Electoral Officer- Professional Services	\$12,800
0211	110	0600	0232	000000	3.1.01.02 Office of the Chief Electoral Officer- Employee Benefits	\$400
0201	110	0400	0611	000000	1.1.01.06 Administrative Support- Purchased Services	\$1700

REASON FUNDS ARE AVAILABLE:

Office of the Chief Electoral Officer- Professional Services- Expenditures for legal and other consulting services are less than anticipated.

Office of the Chief Electoral Officer-Employee Benefits- Expenditures for conference/registration fees are less than anticipated.

Administrative Support-Purchased Services- Expenditures for printing and training are less than anticipated.

<p>VERIFIED BY:  Chief Financial Officer (A)</p> <p>Date: <u>April 25, 2014</u></p>	<p>APPROVED BY:  Clerk of the House of Assembly</p> <p>Date: <u>2014-04-25</u></p>	<p>APPROVED BY:  Statutory Officer</p> <p>Date: <u>April 25/2014</u></p>
---	---	--

LEGISLATURE

Budget Adjustment No.: HOABT2014-0040

TRANSFER TO:

Accounting Distribution					Description	Amount
RC	ACAT	ACEL	LOBJ	DTC		
0203	110	04B0	0410	000000	1.1.07.04 Official Opposition Caucus- Supplies	\$100

FUNDS REQUIRED FOR:

To cover the cost of a working lunch.

TRANSFER FROM:

Accounting Distribution					Description	Amount
RC	ACAT	ACEL	LOBJ	DTC		
0203	110	04B0	0367	000000	1.1.07.03 Official Opposition Caucus- Transportation & Communications	\$100

REASON FUNDS ARE AVAILABLE:

Expenditures for travel are less than anticipated.

<p>APPROVED BY:</p> <p><i>Wanda Lee Mercer</i> Chief Financial Officer (A)</p> <p>Date: <u>April 25, 2014</u></p>	<p>APPROVED BY:</p> <p><i>Jordan Barnes</i> Clerk of the House of Assembly</p> <p>Date: <u>2014-04-25</u></p>
---	---

LEGISLATURE

Budget Adjustment No.: HOABT2014-0041

TRANSFER TO:

Accounting Distribution					Description	Amount
RC	ACAT	ACEL	LOBJ	DTC		
0203	110	04B0	0611	000000	1.1.07.06 Official Opposition Caucus – Purchased Services	\$3,400

FUNDS REQUIRED FOR:



To cover expenditures for annual subscription fee.

TRANSFER FROM:

Accounting Distribution					Description	Amount
RC	ACAT	ACEL	LOBJ	DTC		
0203	110	04B0	0367	000000	1.1.07.03 Official Opposition Caucus – Transportation and Communications	\$3,400

REASON FUNDS ARE AVAILABLE:

Expenditures for travel are less than anticipated.

<p>APPROVED BY:  Chief Financial Officer (A) Date: <u>April 29, 2014</u></p>	<p>APPROVED BY:  Clerk of the House of Assembly Date: <u>2014-04-30</u></p>
---	---