



**House of Assembly
Newfoundland and Labrador**

**Minutes of the House of Assembly
Management Commission**

Date: May 17, 2017

Location: House of Assembly Chamber

Time: 5:35 p.m.

Members Present:

Hon. Tom Osborne, MHA, Waterford Valley, Speaker

Ms. Sandra Barnes, Clerk of the House of Assembly

Hon. Andrew Parsons, Government House Leader

Mr. Paul Davis, MHA (PC) Topsail-Paradise

Ms. Lorraine Michael, MHA (NDP), St. John's East-Quidi Vidi

Mr. Mark Browne, MHA (Lib) Placentia West - Bellevue

Mr. Keith Hutchings, MHA (PC), Ferryland

Hon. Siobhan Coady, MHA (Lib), St. John's West

Other

Ms. Lisa Dempster, Deputy Speaker

Ms. Marie Keefe, Policy & Communications Officer

CM 2017-046

The Minutes of the House of Assembly Management Commission meeting held on March 15, 2017 were approved as read.

As required under the *House of Assembly Accountability, Integrity and Administration Act*, the Speaker reported rulings on allowance use for the period ended May 12, 2017. The reported expenditure of \$288.79 for the Member for Stephenville-Port au Port was rejected for payment because it was not submitted within 60-days of being made; however it was a permitted expense and complied with all other provisions of the *Members' Resources and Allowances Rules*.

CM 2017-047

Pursuant to Section 64 of the *House of Assembly Accountability, Integrity and Administration Act*, the Commission approved the proposed amendment to paragraph 46(4)(g) of the Members' Resources and Allowances Rules, subject to final wording by the Office of the Legislative Counsel.

The Commission further directed that a clarification of the rules be issued pursuant to its authority under subparagraph 20(6)(b)(i) of the *House of Assembly Accountability, Integrity and Administration Act*, stating that should a Member claim meal expenditures in a restaurant under Section 46 for the purpose of an event, the name, purpose and number of attendees at the event must be identified with the supporting documentation for the expenditure.

CM 2017-048

Pursuant to subsections 15(5) and 20(7) of the *House of Assembly Accountability, Integrity and Administration Act*, the Commission approved the proposed amendments, subject to final wording by the Office of the Legislative Counsel.

CM 2017-049

The Commission approved the proposed amendment to the House of Assembly Transfer of Funds Policy.

CM 2017-050

The Commission accepted recommendation 43 that the Defined Benefit Plan as outlined in the Morneau Shepell Report (Option 2) attached as Appendix H of the 2016 MCRC Report, shall apply to Members of the House of Assembly who were first elected on or after November 30, 2015. Mr. Browne and Ms. Coady recused themselves from the vote.

Adjournment: 6:05 p.m.

Tom Osborne, MHA
Speaker and Chair of the Commission

Sandra Barnes
Clerk and Secretary to the Commission



**House of Assembly
Newfoundland & Labrador**

To: House of Assembly Management Commission
From: Speaker of the House of Assembly
Date: October 11, 2017
Subject: Rulings on Allowance Use

The process for rulings on allowance use is outlined in Section 24 of the *House of Assembly Accountability, Integrity and Administration Act* (the Act). The Act gives authority for the Speaker to make rulings when expenditures of Members have been rejected for payment, provided that the ruling is distributed to and receives concurrence of the Management Commission.

The report below provides the details with respect to all such rulings for the **period ended:** October 11, 2017. These expenditures were rejected for payment because they were not submitted within 60-days of being made; however they are permitted and are in compliance with all other provisions of the *Members' Resources and Allowances Rules*.

DISTRICT	MEMBER	AMOUNT	DETAILS
Lewisporte - Twillingate	Mr. Derek Bennett	\$171.73	Expenses were submitted past the 60-day deadline, but are in compliance with all other provisions of the Rules.

**House of Assembly Management Commission
Briefing Note**

Title: Budget Transfers Report

Issue: Budget Transfers Processed During Fiscal 2016-17.

Background:

- The Transfer of Funds Policy, April 2008 requires only certain budget transfers to be approved by the Commission. However, to ensure transparency, it was proposed that all transfers of funds should be reported to the Commission.
- In accordance with Section 4.1.1 of the Transfer of Funds Policy, the following twenty-nine (29) transfers were approved by the Clerk of the House of Assembly and the applicable Statutory Officer or Chief Financial Officer (or designate) since the last report:
 - HOABT2017-002 to HOABT2017-005
 - HOABT2017-007 to HOABT2017-010
 - HOABT2017-012 to HOABT2017-014
 - HOABT2017-016
 - HOABT2017-018 to HOABT2017-021
 - HOABT2017-023 to HOABT2017-030
 - AGBA00001-1617 to AGBA00005-1617 (transfers for the Office of the Auditor General)
- In accordance with Section 4.2.1 of the Transfer of Funds Policy, the following transfer of funds (not attached) were approved by the Management Commission:
 - HOABT2017-001 – approved per Commission Minute No. CM 2016-025
 - HOABT2017-006 – approved per Commission Minute No. CM 2016-034
 - HOABT2017-011 – approved per Commission Minute No. CM 2016-043
 - HOABT2017-017 – approved per Commission Minute No. CM 2017-012
- In accordance with Section 5 of the Transfer of Funds Policy, the following transfer of funds (not attached) were approved by a quorum of at least four members of the House of Assembly Management Commission:
 - HOABT2017-015
 - HOABT2017-022

Analysis:

Legal Consultation:

Not applicable

Internal Consultation(s):

Not applicable

External Consultation(s):

Not applicable

Comparison to Government Policy:

The Executive Branch has a comparable Transfer of Funds Policy.

Financial Impact:

Not applicable

Legislative Impact:

Not applicable

Options:

Not applicable

Status:

Not applicable

Action Required:

For information purposes only.

Drafted by: Jennifer Bragg
Date: May 25, 2017

Approved by: Sandra Barnes

Attachments:

1. Budget Transfers HOABT2017-002 to HOABT2017-005; Budget Transfers HOABT2017-007 to HOABT2017-010; Budget Transfers HOABT2017-012 to HOABT2017-014; Budget Transfer HOABT2017-016; Budget Transfers HOABT2017-018 to HOABT2017-021; Budget Transfers HOABT2017-023 to HOABT2017-030
2. Budget Transfers AGBA00001-1617 to ABGA00005-1617

LEGISLATURE

Budget Adjustment No.: HOABT2017-002

TRANSFER TO:

Accounting Distribution					Description	Amount
RC	ACAT	ACEL	LOBJ	DTC		
0206	100	0410	0130	000000	1.1.04.01 Members' Resources - Salaries	\$19,900

FUNDS REQUIRED FOR:

Additional funds are required to provide variable funding for Independent Member (CM2008-085 refers) for the period May 19, 2016 to March 31, 2017.

TRANSFER FROM:

Accounting Distribution					Description	Amount
RC	ACAT	ACEL	LOBJ	DTC		
0204	100	04A0	0130	000000	1.1.06.01 Government Members Caucus - Salaries	\$19,900

REASON FUNDS ARE AVAILABLE:

One less Member effective May 19, 2016 (CM2016-013 refers).

<p>APPROVED BY:</p> <p><u>Wanda Lee Mercer</u> Chief Financial Officer</p> <p>Date: <u>June 17, 2016</u></p>	<p>APPROVED BY:</p> <p><u>Shirley Barnes</u> Clerk of the House of Assembly</p> <p>Date: <u>2016-06-20</u></p>
---	---

Budget Adjustment No.: HOABT2017-003

TRANSFER TO:

Accounting Distribution					Description	Amount
RC	ACAT	ACEL	LOBJ	DTC		
0207	110	0430	0232	000000	1.1.03.02 Hansard and Broadcast – Employee Benefits	\$1,800

FUNDS REQUIRED FOR:

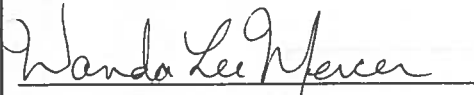
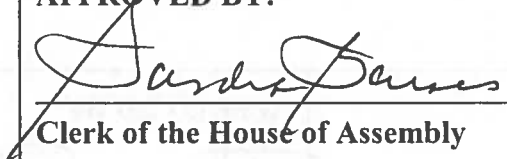
To cover the cost of conference registration fees.

TRANSFER FROM:

Accounting Distribution					Description	Amount
RC	ACAT	ACEL	LOBJ	DTC		
0207	110	0430	0367	000000	1.1.03.02 Hansard and Broadcast – Transportation & Communications	\$1,800

REASON FUNDS ARE AVAILABLE:

Expenditures for travel are less than anticipated.

<p>APPROVED BY:  Chief Financial Officer Date: <u>July 19, 2016</u></p>	<p>APPROVED BY:  Clerk of the House of Assembly Date: <u>2016-07-25</u></p>
--	--

LEGISLATURE

Budget Adjustment No.: HOABT2017-004

TRANSFER TO:

Accounting Distribution					Description	Amount
RC	ACAT	ACEL	LOBJ	DTC		
0201	110	0400	0232	000000	1.1.01.02 Administrative Support – Employee Benefits	\$100

FUNDS REQUIRED FOR:

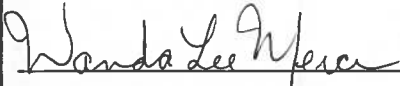

To cover the cost of conference registration fees.

TRANSFER FROM:

Accounting Distribution					Description	Amount
RC	ACAT	ACEL	LOBJ	DTC		
0201	110	0400	0710	000000	1.1.01.02 Administrative Support – Property, Furnishings & Equipment	\$100

REASON FUNDS ARE AVAILABLE:

Property, Furnishings and Equipment block is budgeted for the entire HOA Service, Caucus Operations and four Statutory Offices. Expenditures for office equipment are less than anticipated.

<p>APPROVED BY:</p> <p></p> <p>Chief Financial Officer</p> <p>Date: <u>July 25/16</u></p>	<p>APPROVED BY:</p> <p></p> <p>Clerk of the House of Assembly</p> <p>Date: <u>2016-07-25</u></p>
---	--

LEGISLATURE

Budget Adjustment No.: HOABT2017-005

TRANSFER TO:

Accounting Distribution					Description	Amount
RC	ACAT	ACEL	LOBJ	DTC		
0205	110	04C0	0611	000000	1.1.08.02 Third Party Caucus – Purchased Services	\$2,000

FUNDS REQUIRED FOR:


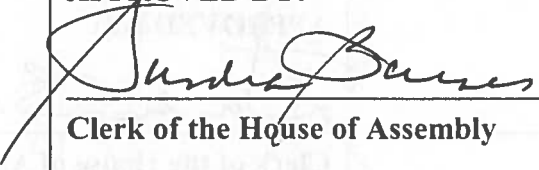
To cover the cost of Media Monitoring and remainder of estimated metering for Fiscal Year 2016-17.

TRANSFER FROM:

Accounting Distribution					Description	Amount
RC	ACAT	ACEL	LOBJ	DTC		
0205	110	04C0	0367	000000	1.1.08.02 Third Party Caucus – Transportation & Communications	\$2,000

REASON FUNDS ARE AVAILABLE:

Travel costs are less than anticipated.

<p>APPROVED BY:</p>  <p>Chief Financial Officer</p> <p>Date: <u>July 25/16</u></p>	<p>APPROVED BY:</p>  <p>Clerk of the House of Assembly</p> <p>Date: <u>2016-07-25</u></p>
---	--

LEGISLATURE

Budget Adjustment No.: HOABT2017-007

TRANSFER TO:

Accounting Distribution					Description	Amount
RC	ACAT	ACEL	LOBJ	DTC		
0249	110	0450	0710	000000	6.1.01. 02 Office of the Information and Privacy Commissioner – Property, Furnishings & Equipment	\$900

FUNDS REQUIRED FOR:




To cover the cost of a laptop.

TRANSFER FROM:

Accounting Distribution					Description	Amount
RC	ACAT	ACEL	LOBJ	DTC		
0249	110	0450	0611	000000	6.1.01. 02 Office of the Information and Privacy Commissioner – Purchased Services	\$900

REASON FUNDS ARE AVAILABLE:

Expenditures for lease payments are less than anticipated.

VERIFIED BY:  Chief Financial Officer Date: <u>August 19, 2016</u>	APPROVED BY:  Clerk of the House of Assembly Date: <u>2016-08-19</u>	APPROVED BY:  Statutory Officer Date: <u>Aug 22, 2016</u>
--	---	--

LEGISLATURE

Budget Adjustment No.: HOABT2017-008

TRANSFER TO:

Accounting Distribution					Description	Amount
RC	ACAT	ACEL	LOBJ	DTC		
0201	110	0400	0232	000000	1.1.01.02 Administrative Support – Employee Benefits	\$700

FUNDS REQUIRED FOR:

To cover the cost of conference registration fees and membership fees.

TRANSFER FROM:

Accounting Distribution					Description	Amount
RC	ACAT	ACEL	LOBJ	DTC		
0201	110	0400	0710	000000	1.1.01.02 Administrative Support – Property, Furnishings & Equipment	\$700

REASON FUNDS ARE AVAILABLE:

Property, Furnishings and Equipment block is budgeted for the entire HOA Service, Caucus Operations and four Statutory Offices. Expenditures for office equipment are less than anticipated.

<p>APPROVED BY:</p> <p><i>Dayna Wicks</i> _____ Chief Financial Officer</p> <p>Date: <u>August 26, 2016.</u></p>	<p>APPROVED BY:</p> <p><i>Jordan Burns</i> _____ Clerk of the House of Assembly</p> <p>Date: <u>2016-08-26</u></p>
---	---

LEGISLATURE

Budget Adjustment No.: HOABT2017-009

TRANSFER TO:

Accounting Distribution					Description	Amount
RC	ACAT	ACEL	LOBJ	DTC		
0201	110	0400	0232	000000	1.1.01.02 Administrative Support – Employee Benefits	\$200

FUNDS REQUIRED FOR:

To cover the cost of membership fees.

TRANSFER FROM:

Accounting Distribution					Description	Amount
RC	ACAT	ACEL	LOBJ	DTC		
0201	110	0400	0710	000000	1.1.01.02 Administrative Support – Property, Furnishings & Equipment	\$200

REASON FUNDS ARE AVAILABLE:

Property, Furnishings and Equipment block is budgeted for the entire HOA Service, Caucus Operations and four Statutory Offices. Expenditures for office equipment are less than anticipated.

<p>APPROVED BY:</p> <p> Chief Financial Officer</p> <p>Date: <u>October 20, 2016</u></p>	<p>APPROVED BY:</p> <p> Clerk of the House of Assembly</p> <p>Date: <u>2016-10-21</u></p>
--	---

LEGISLATURE

Budget Adjustment No.: HOABT2017-010

TRANSFER TO:

Accounting Distribution					Description	Amount
RC	ACAT	ACEL	LOBJ	DTC		
0205	110	04C0	0611	000000	1.1.08.02 Third Party Caucus – Purchased Services	\$200

FUNDS REQUIRED FOR:

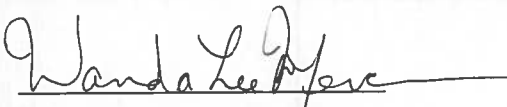
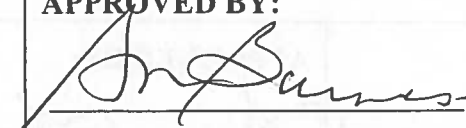
To cover the cost of membership fees.

TRANSFER FROM:

Accounting Distribution					Description	Amount
RC	ACAT	ACEL	LOBJ	DTC		
0205	110	04C0	0410	000000	1.1.08.02 Third Party Caucus – Supplies	\$200

REASON FUNDS ARE AVAILABLE:

Savings are available due to less than anticipated expenditures for office supplies.

<p>APPROVED BY:  Chief Financial Officer</p> <p>Date: <u>November 2, 2016</u></p>	<p>APPROVED BY:  Clerk of the House of Assembly</p> <p>Date: <u>2016-11-02</u></p>
--	---

LEGISLATURE

Budget Adjustment No.: HOABT2017-012

TRANSFER TO:

Accounting Distribution					Description	Amount
RC	ACAT	ACEL	LOBJ	DTC		
0201	110	0400	0232	000000	1.1.01.02 Administrative Support – Employee Benefits	\$1,300

FUNDS REQUIRED FOR:

To cover the cost of conference registration fees.

TRANSFER FROM:

Accounting Distribution					Description	Amount
RC	ACAT	ACEL	LOBJ	DTC		
0201	110	0400	0710	000000	1.1.01.02 Administrative Support – Property, Furnishings & Equipment	\$1,300

REASON FUNDS ARE AVAILABLE:

Property, Furnishings and Equipment block is budgeted for the entire HOA Service, Caucus Operations and four Statutory Offices. Expenditures for office equipment are less than anticipated.

<p>APPROVED BY:</p> <p><i>Wanda Lee Mercer</i> _____ Chief Financial Officer</p> <p>Date: <u>November 25, 2016</u></p>	<p>APPROVED BY:</p> <p><i>Jason Barnes</i> _____ Clerk of the House of Assembly</p> <p>Date: <u>2016-11-28</u></p>
---	---

LEGISLATURE

Budget Adjustment No.: HOABT2017-013

TRANSFER TO:

Accounting Distribution					Description	Amount
RC	ACAT	ACEL	LOBJ	DTC		
0208	110	0430	0710	000000	1.1.03.02 Hansard and the Broadcast Centre – Property, Furnishings & Equipment	\$100

FUNDS REQUIRED FOR:

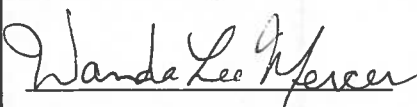

To cover cost of broadcast equipment for the Broadcast Centre.

TRANSFER FROM:

Accounting Distribution					Description	Amount
RC	ACAT	ACEL	LOBJ	DTC		
0201	110	0400	0710	000000	1.1.01.02 Administrative Support – Property, Furnishings and Equipment	\$100

REASON FUNDS ARE AVAILABLE:

Administrative Support – Property, Furnishings and Equipment - As the Property, Furnishings and Equipment block is budgeted for the entire HOA Service, Caucus Operations and four Statutory Offices. Funds are available to transfer to Broadcast Centre to cover the costs related to the purchase of broadcast equipment.

<p>APPROVED BY:</p>  Chief Financial Officer Date: <u>Dec. 23/16</u>	<p>APPROVED BY:</p>  Clerk of the House of Assembly Date: <u>2016-12-23</u>
---	--

LEGISLATURE

Budget Adjustment No.: HOABT2017-014

TRANSFER TO:

Accounting Distribution					Description	Amount
RC	ACAT	ACEL	LOBJ	DTC		
0208	110	0430	0611	000000	1.1.03.02 Hansard and the Broadcast Centre – Purchased Services	\$33,000

FUNDS REQUIRED FOR:

To cover cost of satellite hours for fall sitting.

TRANSFER FROM:

Accounting Distribution					Description	Amount
RC	ACAT	ACEL	LOBJ	DTC		
0202	110	0420	0611	000000	1.1.05.02 House Operations – Purchased Services	\$10,000
0202	110	0420	0410	000000	1.1.05.02 House Operations – Supplies	\$23,000

REASON FUNDS ARE AVAILABLE:

Savings are available due to less than anticipated conference costs for the 54th Canadian Regional CPA Conference.

<p>APPROVED BY:</p> <p><i>Wanda Lee Mercer</i> Chief Financial Officer</p> <p>Date: <u>Dec. 23/16</u></p>	<p>APPROVED BY:</p> <p><i>Darrel Barnes</i> Clerk of the House of Assembly</p> <p>Date: <u>2016-12-23</u></p>
--	--

LEGISLATURE

Budget Adjustment No.: HOABT2017-016

TRANSFER TO:

Accounting Distribution					Description	Amount
RC	ACAT	ACEL	LOBJ	DTC		
0203	100	04B0	0130	000000	1.1.07.01 Official Opposition Caucus - Salaries	\$40,000

FUNDS REQUIRED FOR:

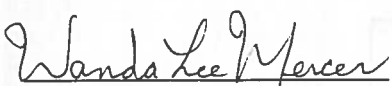


Unbudgeted payments for paid leave and severance.

TRANSFER FROM:

Accounting Distribution					Description	Amount
RC	ACAT	ACEL	LOBJ	DTC		
0249	100	0450	0110	000000	6.1.01.01 Office of the Information and Privacy Commissioner - Salaries	\$40,000

REASON FUNDS ARE AVAILABLE:

Savings are available due to a delayed hiring.

<p>VERIFIED BY:  Chief Financial Officer Date: <u>January 31, 2017</u></p>	<p>APPROVED BY:  Clerk of the House of Assembly Date: <u>2017-01-31</u></p>	<p>APPROVED BY:  Statutory Officer Date: <u>Feb 1, 2017</u></p>
--	--	--

LEGISLATURE

Budget Adjustment No.: HOABT2017-018

TRANSFER TO:

Accounting Distribution					Description	Amount
RC	ACAT	ACEL	LOBJ	DTC		
0208	110	0430	0710	000000	1.1.03.02 Hansard and the Broadcast Centre – Property, Furnishings & Equipment	\$14,100

FUNDS REQUIRED FOR:

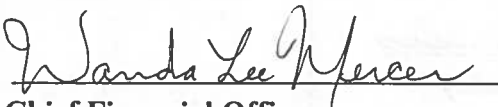

To cover cost of broadcast equipment required for the Committee Room.

TRANSFER FROM:

Accounting Distribution					Description	Amount
RC	ACAT	ACEL	LOBJ	DTC		
0201	110	0400	0710	000000	1.1.01.02 Administrative Support – Property, Furnishings and Equipment	\$14,100

REASON FUNDS ARE AVAILABLE:

Administrative Support – Property, Furnishings and Equipment - As the Property, Furnishings and Equipment block is budgeted for the entire HOA Service, Caucus Operations and four Statutory Offices. Funds are available to transfer to Broadcast Centre to cover the costs related to the purchase of broadcast equipment.

<p>APPROVED BY:</p> <p> _____ Chief Financial Officer</p> <p>Date: <u>January 13, 2017</u></p>	<p>APPROVED BY:</p> <p> _____ Clerk of the House of Assembly</p> <p>Date: <u>2017-01-16</u></p>
---	--

LEGISLATURE

Budget Adjustment No.: HOABT2017-019

TRANSFER TO:

Accounting Distribution					Description	Amount
RC	ACAT	ACEL	LOBJ	DTC		
0208	110	0430	0611	000000	1.1.03.02 Hansard and the Broadcast Centre – Purchased Services	\$19,400

FUNDS REQUIRED FOR:



To cover cost of satellite hours to end of fiscal year.

TRANSFER FROM:

Accounting Distribution					Description	Amount
RC	ACAT	ACEL	LOBJ	DTC		
0202	110	0420	0367	000000	1.1.05.02 House Operations – Transportation and Communications	\$19,400

REASON FUNDS ARE AVAILABLE:

Savings are available due to less than anticipated travel for conferences.

<p>APPROVED BY:</p> <p> Chief Financial Officer</p> <p>Date: <u>February 17, 2017</u></p>	<p>APPROVED BY:</p> <p> Clerk of the House of Assembly</p> <p>Date: <u>2017-02-20</u></p>
--	--

LEGISLATURE

Budget Adjustment No.: HOABT2017-020

TRANSFER TO:

Accounting Distribution					Description	Amount
RC	ACAT	ACEL	LOBJ	DTC		
0206	110	0410	0611	000000	1.1.04.02 Members' Resources- Purchased Services	\$19,000

FUNDS REQUIRED FOR:

Additional funds are required to cover the cost of interior renovations at the Government-owned building in Wabush to accommodate the constituency office for the District of Labrador West.

TRANSFER FROM:

Accounting Distribution					Description	Amount
RC	ACAT	ACEL	LOBJ	DTC		
0206	120	0410	0514	000000	1.1.04.02 Members' Resources – Professional Services	\$19,000

REASON FUNDS ARE AVAILABLE:

Expenditures for Professional Services are less than anticipated.

<p>APPROVED BY:</p> <p><u>Wanda Lee Mercer</u></p> <p>Chief Financial Officer</p> <p>Date: <u>February 22, 2017</u></p>	<p>APPROVED BY:</p> <p><u>Jasde Barnes</u></p> <p>House of Assembly Management Commission Clerk S.</p> <p>Date: <u>2017-02-23</u></p>
--	---

LEGISLATURE

Budget Adjustment No.: HOABT2017-021

TRANSFER TO:

Accounting Distribution					Description	Amount
RC	ACAT	ACEL	LOBJ	DTC		
0249	110	0450	0710	000000	6.1.01.02 Office of the Information and Privacy Commissioner – Property, Furnishings & Equipment	\$3,900

FUNDS REQUIRED FOR:




To cover the cost of a desktop computer, a monitor and a notebook.

TRANSFER FROM:

Accounting Distribution					Description	Amount
RC	ACAT	ACEL	LOBJ	DTC		
0249	110	0450	0611	000000	6.1.01.02 Office of the Information and Privacy Commissioner – Purchased Services	\$3,900

REASON FUNDS ARE AVAILABLE:

Expenditures for lease payments are less than anticipated.

<p>VERIFIED BY:  Chief Financial Officer Date: <u>February 17, 2017</u></p>	<p>APPROVED BY:  Clerk of the House of Assembly Date: <u>2017-02-20</u></p>	<p>APPROVED BY:  Statutory Officer Date: <u>2017-03-01</u></p>
---	--	---

LEGISLATURE

Budget Adjustment No.: HOABT2017-023

TRANSFER TO:

Accounting Distribution					Description	Amount
RC	ACAT	ACEL	LOBJ	DTC		
0205	110	04C0	0611	000000	1.1.08.02 Third Party Caucus – Purchased Services	\$300

FUNDS REQUIRED FOR:



To cover the cost of shredding services and web site hosting services.

TRANSFER FROM:

Accounting Distribution					Description	Amount
RC	ACAT	ACEL	LOBJ	DTC		
0205	110	04C0	0367	000000	1.1.08.02 Third Party Caucus – Transportation & Communications	\$300

REASON FUNDS ARE AVAILABLE:

Travel costs are less than anticipated.

<p>APPROVED BY:</p> <p> _____ Chief Financial Officer</p> <p>Date: <u>March 2, 2017</u></p>	<p>APPROVED BY:</p> <p> _____ Clerk of the House of Assembly</p> <p>Date: <u>2016-03-03</u></p>
--	--

amc

LEGISLATURE

Budget Adjustment No.: HOABT2017-024

TRANSFER TO:

Accounting Distribution					Description	Amount
RC	ACAT	ACEL	LOBJ	DTC		
0249	110	0450	0710	000000	6.1.01. 02 Office of the Information and Privacy Commissioner – Property, Furnishings & Equipment	\$500

FUNDS REQUIRED FOR:

To cover the cost of headsets.

TRANSFER FROM:

Accounting Distribution					Description	Amount
RC	ACAT	ACEL	LOBJ	DTC		
0249	110	0450	0611	000000	6.1.01. 02 Office of the Information and Privacy Commissioner – Purchased Services	\$500

REASON FUNDS ARE AVAILABLE:

Expenditures for lease payments are less than anticipated.

<p>VERIFIED BY: <i>Wanda Lee Mercer</i> Chief Financial Officer Date: <u>March 22, 2017</u></p>	<p>APPROVED BY: <i>Jordis Burns</i> Clerk of the House of Assembly Date: <u>2017-03-23</u></p>	<p>APPROVED BY: <i>[Signature]</i> Statutory Officer Date: <u>2017-03-24</u></p>
---	--	--

LEGISLATURE

Budget Adjustment No.: HOABT2017-025

TRANSFER TO:

Accounting Distribution					Description	Amount
RC	ACAT	ACEL	LOBJ	DTC		
0245	100	0590	0110	000000	5.1.01.01 Office of the Child and Youth Advocate - Salaries	\$4,200

FUNDS REQUIRED FOR:

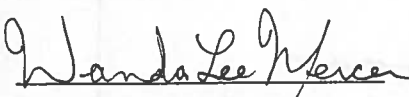


Unbudgeted payments for paid leave and severance.

TRANSFER FROM:

Accounting Distribution					Description	Amount
RC	ACAT	ACEL	LOBJ	DTC		
0201	100	0400	0110	000000	1.1.01.01 Administrative Support - Salaries	\$4,200

REASON FUNDS ARE AVAILABLE:

Savings are available due to hiring at a lower level.

<p>VERIFIED BY:  Chief Financial Officer Date: <u>March 15, 2017</u></p>	<p>APPROVED BY:  Clerk of the House of Assembly Date: <u>2017-03-15</u></p>	<p>APPROVED BY:  Statutory Officer Date: <u>March 15/17</u></p>
--	--	--

LEGISLATURE

Budget Adjustment No.: HOABT2017-026

TRANSFER TO:

Accounting Distribution					Description	Amount
RC	ACAT	ACEL	LOBJ	DTC		
0209	100	0440	0110	000000	1.1.02.01 Legislative Library and Records Management - Salaries	\$200

FUNDS REQUIRED FOR:

Unbudgeted payments for paid leave and severance.

TRANSFER FROM:

Accounting Distribution					Description	Amount
RC	ACAT	ACEL	LOBJ	DTC		
0201	100	0400	0110	000000	1.1.01.01 Administrative Support - Salaries	\$200

REASON FUNDS ARE AVAILABLE:

Savings are available due to hiring at a lower level.

<p>APPROVED BY:</p> <p><i>Wanda Lee Mercer</i> _____ Chief Financial Officer</p> <p>Date: <u>March 15, 2017</u></p>	<p>APPROVED BY:</p> <p><i>Judie Barnes</i> _____ Clerk of the House of Assembly</p> <p>Date: <u>2017-03-15</u></p>
--	---

LEGISLATURE

Budget Adjustment No.: HOABT2017-027

TRANSFER TO:

Accounting Distribution					Description	Amount
RC	ACAT	ACEL	LOBJ	DTC		
0206	110	0410	0611	000000	1.1.04.02 Members' Resources- Purchased Services	\$1,000

FUNDS REQUIRED FOR:



Additional funds are required to cover the cost of interior renovations at the Government-owned building in Wabush to accommodate the constituency office for the District of Labrador West.

TRANSFER FROM:

Accounting Distribution					Description	Amount
RC	ACAT	ACEL	LOBJ	DTC		
0206	120	0410	0514	000000	1.1.04.02 Members' Resources – Professional Services	\$1,000

REASON FUNDS ARE AVAILABLE:

Expenditures for Professional Services are less than anticipated.

<p>APPROVED BY:  _____ Chief Financial Officer Date: <u>April 27, 2017</u></p>	<p>APPROVED BY:  _____ Clerk of the House of Assembly Date: <u>2017-04-27</u></p>
--	---

LEGISLATURE

Budget Adjustment No.: HOABT2017-028

TRANSFER TO:

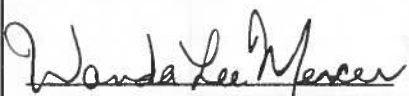


Accounting Distribution					Description	Amount
RC	ACAT	ACEL	LOBJ	DTC		
0211	120	0600	0510	000000	3.1.01. 02 Office of the Chief Electoral Officer – Professional Services	\$2,400

FUNDS REQUIRED FOR:
To cover the cost of legal fees.

TRANSFER FROM:

Accounting Distribution					Description	Amount
RC	ACAT	ACEL	LOBJ	DTC		
0211	110	0600	0410	000000	3.1.01. 02 Office of the Chief Electoral Officer – Supplies	\$2,400

REASON FUNDS ARE AVAILABLE:
Expenditures for office supplies are less than anticipated.

VERIFIED BY:  Chief Financial Officer Date: <u>April 27, 2017</u>	APPROVED BY:  Clerk of the House of Assembly Date: <u>2017-04-27</u>	APPROVED BY:  Statutory Officer Date: <u>April 27, 2017</u>
---	---	---

LEGISLATURE

Budget Adjustment No.: HOABT2017-029

TRANSFER TO:

Accounting Distribution					Description	Amount
RC	ACAT	ACEL	LOBJ	DTC		
0201	110	0400	0232	000000	1.1.01.02 Administrative Support – Employee Benefits	\$100
0201	120	0400	0510	000000	1.1.01.02 Administrative Support – Professional Services	\$1,000

FUNDS REQUIRED FOR:

Employee Benefits - To cover the cost of annual membership fees.

Professional Services – Higher than anticipated costs for audit services for fiscal year 2016-17.

TRANSFER FROM:

Accounting Distribution					Description	Amount
RC	ACAT	ACEL	LOBJ	DTC		
0201	110	0400	0710	000000	1.1.01.02 Administrative Support – Property, Furnishings & Equipment	\$1,100

REASON FUNDS ARE AVAILABLE:

Property, Furnishings and Equipment block is budgeted for the entire HOA Service, Caucus Operations and four Statutory Offices. Expenditures for office equipment are less than anticipated.

<p>APPROVED BY:</p> <p><i>Wanda Lee Mercer</i> _____ Chief Financial Officer</p> <p>Date: <u>April 27, 2017</u></p>	<p>APPROVED BY:</p> <p><i>Suzanne Davis</i> _____ Clerk of the House of Assembly</p> <p>Date: <u>2017-04-27</u></p>
--	--

LEGISLATURE

Budget Adjustment No.: HOABT2017-030

TRANSFER TO:

Accounting Distribution					Description	Amount
RC	ACAT	ACEL	LOBJ	DTC		
0204	110	04A0	0611	000000	1.1.06.02 Government Members Caucus – Purchased Services	\$300

FUNDS REQUIRED FOR:

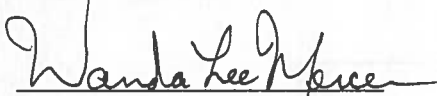

To cover the cost of metering for March 2017.

TRANSFER FROM:

Accounting Distribution					Description	Amount
RC	ACAT	ACEL	LOBJ	DTC		
0204	110	04A0	0367	000000	1.1.06.02 Government Members Caucus – Transportation and Communications	\$300

REASON FUNDS ARE AVAILABLE:

Savings are available due to less than anticipated expenditures for travel.

<p>VERIFIED BY:  Chief Financial Officer Date: <u>April 27, 2017</u></p>	<p>APPROVED BY:  Clerk of the House of Assembly Date: <u>2017-04-27</u></p>
--	---

STATUTORY OFFICE: OFFICE OF THE AUDITOR GENERAL

TRANSFER TO:

Accounting Distribution					Description	Amount
RC	ACAT	ACEL	LOBJ	DTC	ACCOUNT NAME	
0225	120	0520	0510	000000	Professional Services – Audit Operations	<u>\$25,000</u>

FUNDS REQUIRED FOR: Audit Operations – pay legal expense claims for NALCOR, English School District special audits –

TRANSFER FROM:


Accounting Distribution					Description	Amount
RC	ACAT	ACEL	LOBJ	DTC	ACCOUNT NAME	
0223	110	0510	0232	000000	Employee Benefits – Admin Support	<u>\$8,000</u>
0223	110	0510	0611	00000	Purchased Services – Admin Support	<u>\$17,000</u>

REASON FUNDS ARE AVAILABLE: IT training not required this year;; lower communications, admin travel costs

OFFICE OF THE AUDITOR GENERAL

DIRECTOR OF ADMINISTRATION	AUDITOR GENERAL
 2016-10-19	

AUTHORITY TO TRANSFER FUNDS (Section 4.1, House of Assembly Transfer of Funds Policy)

CLERK OF THE HOUSE OF ASSEMBLY: (Designate)	
---	--

STATUTORY OFFICE: OFFICE OF THE AUDITOR GENERAL

TRANSFER TO:

Accounting Distribution					Description	Amount
RC	ACAT	ACEL	LOBJ	DTC	ACCOUNT NAME	
0225	120	0520	0510	000000	Professional Services – Audit Operations	<u>\$50,000</u>

FUNDS REQUIRED FOR: Audit Operations – pay legal expense claims for NALCOR, English School District special audits –

TRANSFER FROM:

Accounting Distribution					Description	Amount
RC	ACAT	ACEL	LOBJ	DTC	ACCOUNT NAME	
0225	100	0520	0110	000000	Salaries – Audit Operations	<u>\$50,000</u>

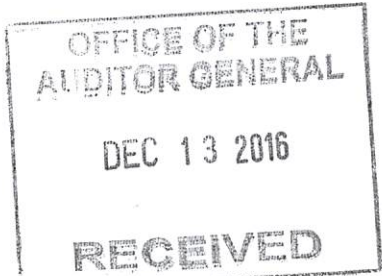
REASON FUNDS ARE AVAILABLE: Maternity leaves, vacancies not yet filled.

OFFICE OF THE AUDITOR GENERAL

DIRECTOR OF ADMINISTRATION	AUDITOR GENERAL
<i>[Signature]</i> 2016-11-14	<i>[Signature]</i>

AUTHORITY TO TRANSFER FUNDS (Section 4.1, House of Assembly Transfer of Funds Policy)

CLERK OF THE HOUSE OF ASSEMBLY: (Designate)
<i>[Signature]</i>



Budget Adjustment No.: AGBA00003-1617

STATUTORY OFFICE: OFFICE OF THE AUDITOR GENERAL

TRANSFER TO:

Accounting Distribution					Description	Amount
RC	ACAT	ACEL	LOBJ	DTC	ACCOUNT NAME	
0221	100	0500	0110	000000	Salaries – Executive Support	<u>\$53,000</u>

FUNDS REQUIRED FOR: retirement payout, paid leave payouts to AG, DAG

TRANSFER FROM:

Accounting Distribution					Description	Amount
RC	ACAT	ACEL	LOBJ	DTC	ACCOUNT NAME	
0223	100	0510	0110	000000	Salaries – Admin Support	<u>\$28,000</u>
0225	100	0521	0110	00000	Salaries – Audit Operations	<u>\$25,000</u>

REASON FUNDS ARE AVAILABLE: vacancies not filled, leaves of absence, delayed recruitment

OFFICE OF THE AUDITOR GENERAL

DIRECTOR OF ADMINISTRATION	AUDITOR GENERAL
<i>[Signature]</i> 2016-12-09	<i>[Signature]</i> Dec 9/16

AUTHORITY TO TRANSFER FUNDS (Section 4.1, House of Assembly Transfer of Funds Policy)

CLERK OF THE HOUSE OF ASSEMBLY: (Designate)	<i>[Signature]</i>
---	--------------------

STATUTORY OFFICE: OFFICE OF THE AUDITOR GENERAL

TRANSFER TO:

Accounting Distribution					Description	Amount
RC	ACAT	ACEL	LOBJ	DTC	ACCOUNT NAME	
0225	120	0520	0510	000000	Professional Services – Audit Operations	<u>\$100,000</u>



FUNDS REQUIRED FOR: Audit Operations – pay legal expense claims for NALCOR, English School District special audits –

TRANSFER FROM:


Accounting Distribution					Description	Amount
RC	ACAT	ACEL	LOBJ	DTC	ACCOUNT NAME	
0225	100	0520	0110	000000	Salaries – Audit Operations	<u>\$100,000</u>

REASON FUNDS ARE AVAILABLE: Maternity leaves, vacancies not yet filled.

OFFICE OF THE AUDITOR GENERAL

DIRECTOR OF ADMINISTRATION	AUDITOR GENERAL
	

AUTHORITY TO TRANSFER FUNDS (Section 4.1, House of Assembly Transfer of Funds Policy)

CLERK OF THE HOUSE OF ASSEMBLY: (Designate)


STATUTORY OFFICE: OFFICE OF THE AUDITOR GENERAL

TRANSFER TO:

Accounting Distribution					Description	Amount
RC	ACAT	ACEL	LOBJ	DTC	ACCOUNT NAME	
0225	110	0520	0362	000000	Trans & Comm - Audit Operations	<u>\$500</u>

FUNDS REQUIRED FOR: Audit Operations – pay travel expense claims for Audit travel

TRANSFER FROM:

Accounting Distribution					Description	Amount
RC	ACAT	ACEL	LOBJ	DTC	ACCOUNT NAME	
0223	110	0510	03620	000000	Trans & Comm - Admin Support	<u>\$500</u>

REASON FUNDS ARE AVAILABLE: Savings from Admin travel, telecommunications

OFFICE OF THE AUDITOR GENERAL

DIRECTOR OF ADMINISTRATION	AUDITOR GENERAL
<i>[Signature]</i> 2017-04-21	<i>[Signature]</i>

AUTHORITY TO TRANSFER FUNDS (Section 4.1, House of Assembly Transfer of Funds Policy)

CLERK OF THE HOUSE OF ASSEMBLY: (Designate)
<i>[Signature]</i>

**House of Assembly Management Commission
Briefing Note**

Title: **Financial Reports - April 1, 2016 to March 31, 2017**

Issue: Review of:

1. Financial Performance of the Legislature; and
2. Approved Allocations and Actual Expenditures of Members of the House of Assembly.

Background:

- Paragraph 20(5)(a) of the *House of Assembly Accountability, Integrity and Administration Act* (the Act) states that the House of Assembly Management Commission shall “regularly, and at least quarterly, review the financial performance of the House of Assembly as well as the actual expenditures of members compared with approved allocations.”
- The details of the financial performance of the Legislature (excluding the Office of the Auditor General) are included in the attached Statement of Revenue and Expenditure for the twelve-month period ended March 31, 2017. The reports show the actual expenditures and revenues for the fiscal year. All known savings or overruns over budgeted amounts are identified in the report and explanations are provided for significant amounts.
- The details of the financial performance of the Office of the Auditor General are shown on a separate Statement of Revenue and Expenditure for the twelve-month period ended March 31, 2017. The reports show the actual expenditures and revenues for the fiscal year. All known savings or overruns over budgeted amounts are identified in the report and explanations are provided for any significant amounts.
- The actual expenditures compared with the approved allocations for each Member are included in the Members’ Expenditures Summarized by Category reports for the period April 1, 2016 to March 31, 2017. The Reports include the expenditures for March in the columns entitled “Expenditures Processed 01-Mar-17 to 31-Mar-17 (Net of HST)” and the expenditures for the fourth quarter of the year in the column entitled “Expenditures Year to Date 01-Apr-16 to 31-Mar-17 (Net of HST)”.

Analysis:

Legal Consultation:
Not applicable

Internal Consultation(s):

Not applicable

External Consultation(s):

Not applicable

Comparison to Government Policy:

Not applicable

Financial Impact:

Not applicable

Legislative Impact:

Not applicable

Options:

Not applicable

Status:

Not applicable

Action Required:

For review purposes

Drafted by: Jennifer Bragg

Date: May 24, 2017

Approved by: Sandra Barnes

Attachments:

1. Statement of Revenue and Expenditure – Legislature (excluding the Office of the Auditor General)
2. Statement of Revenue and Expenditure – Office of the Auditor General
3. Member Accountability and Disclosure Reports



LEGISLATURE (excluding The Office of the Auditor General)
STATEMENT OF REVENUE AND EXPENDITURE
 For the Period 1 April 2016 to 31 March 2017
 Unaudited

1.1.01. ADMINISTRATIVE SUPPORT

	Original Estimates	Operating Budget	Actual Expenditures & Revenue	Savings (Over-runs) from Original Budget	Savings (Over-runs) from Operating Budget
01. Salaries	1,879,800	1,875,400	1,838,042	41,758	37,358
Operating Accounts:					
Employee Benefits	4,500	6,900	6,802	(2,302)	98
Transportation and Communications	60,000	60,000	45,772	14,228	14,228
Supplies	36,200	36,200	17,645	18,555	18,555
Professional Services	71,100	72,100	72,050	(950)	50
Purchased Services	62,000	62,000	36,352	25,648	25,648
Property, Furnishings and Equipment	92,500	74,900	30,198	62,302	44,702
02. Operating Accounts	326,300	312,100	208,819	117,481	103,281
02. Revenue - Provincial	2,206,100	2,187,500	2,046,861	159,239	140,639
	-	-	(207)	207	207
Total: Administrative Support	2,206,100	2,187,500	2,046,654	159,446	140,846

1. Savings due to hiring at a lower level.
2. Overrun as conference registration fees were more than anticipated.
3. Savings as expenditures for metering, training and other services were less than anticipated.
4. Savings due to excess supplies being returned from constituency offices that were no longer required due to Electoral boundary changes. One-time savings.
5. Savings as training, metering and other Purchased Services were less than anticipated.
6. Savings due to the delayed replacement of old equipment, as a temporary cost savings measure. Requests were prioritized and allocated accordingly based on need.



LEGISLATURE (excluding The Office of the Auditor General)
STATEMENT OF REVENUE AND EXPENDITURE
For the Period 1 April 2016 to 31 March 2017
Unaudited

1.1.02. LEGISLATIVE LIBRARY AND RECORDS MANAGEMENT

	Original Estimates	Operating Budget	Actual Expenditures & Revenue	Savings (Over-runs) from Original Budget	Savings (Over-runs) from Operating Budget
01. Salaries	660,500	691,800	691,703	(31,203) ¹	97
Operating Accounts:					
Employee Benefits	900	900	559	341	341
Transportation and Communications	10,200	10,200	5,117	5,083	5,083
Supplies	47,000	47,000	45,311	1,689	1,689
Purchased Services	8,500	8,500	8,449	51	51
02. Operating Accounts	66,600	66,600	59,436	7,164	7,164
Total: Legislative Library and Records Management	727,100	758,400	751,139	(24,039)	7,261

1. Overrun due to unbudgeted costs of severance payments and paid leave costs.
2. Savings as travel to conferences were less than anticipated.



LEGISLATURE (excluding The Office of the Auditor General)
STATEMENT OF REVENUE AND EXPENDITURE
For the Period 1 April 2016 to 31 March 2017
Unaudited

1.1.03. HANSARD AND THE BROADCAST CENTRE

	Original Estimates	Operating Budget	Actual Expenditures & Revenue	Savings (Over-runs) from Original Budget	Savings (Over-runs) from Operating Budget
01. Salaries	638,000	638,000	622,319	15,681	15,681
Operating Accounts:					
Employee Benefits	600	2,400	2,100	(1,500)	300
Transportation and Communications	6,100	4,300	4,018	2,082	282
Supplies	31,900	31,900	19,132	12,768	12,768
Purchased Services	289,400	341,800	339,657	(50,257)	2,143
Property, Furnishings and Equipment	10,000	24,200	23,710	(13,710)	490
02. Operating Accounts	338,000	404,600	388,617	(50,617)	15,983
02. Revenue - Provincial	976,000	1,042,600	1,010,936	(34,936)	31,664
	(18,800)	(18,800)	(20,130)	1,330	1,330
Total: Hansard and the Broadcast Centre	957,200	1,023,800	990,806	(33,606)	32,994

1. Savings due to hiring at a lower level.
2. Overrun due to higher than anticipated conference registration fees.
3. Savings as travel expenditures were less than anticipated.
4. Savings as costs associated with hosting the 2016 Hansard Association of Canada Annual Conference were less than anticipated.
5. Overrun as satellite charges were more than anticipated due to the filibuster.
6. Overrun due to costs associated with broadcast equipment required for the Committee Room.
7. Increase in revenue as the number of attendees for the 2016 Hansard Association of Canada Annual Conference were higher than anticipated.




LEGISLATURE (excluding The Office of the Auditor General)
STATEMENT OF REVENUE AND EXPENDITURE
For the Period 1 April 2016 to 31 March 2017

Unaudited

1.1.04. MEMBERS' RESOURCES

	Original Estimates	Operating Budget	Actual Expenditures & Revenue	Savings (Over-runs) from Original Budget	Savings (Over- runs) from Operating Budget
01. Salaries	6,440,600	6,170,100	5,918,654	521,946	251,446
Operating Accounts:					
<i>Transportation and Communications</i>	15,200	15,200	8,101	7,099	7,099
<i>Professional Services</i>	274,100	254,100	132,419	141,681	121,681
<i>Purchased Services</i>	15,000	61,500	61,475	(46,475)	-
02. Operating Accounts	304,300	330,800	201,995	102,305	128,805
09. Allowances and Assistance	2,365,600	2,264,500	1,533,866	831,734	730,634
10. Grants and Subsidies	-	1,300	1,208	(1,208)	92
	9,110,500	8,766,700	7,655,723	1,454,777	1,110,977
02. Revenue - Provincial	-	-	(38,407)	38,407	38,407
Total: Members' Resources	9,110,500	8,766,700	7,617,316	1,493,184	1,149,384

1. Savings as expenditures for Shared Secretarial Pool, Constituency Assistants and Replacement Constituency Assistants were less than anticipated.
2. Savings as travel expenditures were less than anticipated.
3. Savings as costs were lower than anticipated for the Members' Compensation Review Committee (MCRRC).
4. Overrun due to several constituency office relocations and also due to renovations required to government owned buildings to support constituency offices.
5. Savings as Members did not avail of maximum allowable funds.
6. Overrun due to operational funding required for one Independent Member for the period May, 19, 2016 to March 31, 2017.
7. Revenues mainly related to repayment of excess constituency allowance.



LEGISLATURE (excluding The Office of the Auditor General)
STATEMENT OF REVENUE AND EXPENDITURE
For the Period 1 April 2016 to 31 March 2017
Unaudited

	Original Estimates	Operating Budget	Actual Expenditures & Revenue	Savings (Over-runs) from Original Budget	Savings (Over-runs) from Operating Budget
1.1.05. HOUSE OPERATIONS					
01. Salaries	226,700	226,700	214,604	12,096	12,096
Operating Accounts:					
Employee Benefits	5,900	5,900	4,150	1,750	1,750
Transportation and Communications	125,700	106,300	38,342	87,358	67,958
Supplies	64,500	41,500	15,582	48,918	25,918
Professional Services	3,900	3,900	960	2,940	2,940
Purchased Services	166,900	156,900	135,378	31,522	21,522
Property, Furnishings and Equipment	1,700	1,700	42	1,658	1,658
02. Operating Accounts	368,600	316,200	194,454	174,146	121,746
10. Grants and Subsidies	11,400	11,400	11,392	8	8
02. Revenue - Provincial	606,700	554,300	420,450	186,250	133,850
	(35,500)	(35,500)	(29,735)	(5,765)	(5,765)
Total: House Operations	571,200	518,800	390,715	180,485	128,085

1. Savings due to lower than anticipated costs for the Speakers car allowance and committee member payments.
2. Savings as travel to conferences were less than anticipated.
3. Savings as costs associated with hosting the 54th Canadian Regional Conference of the Commonwealth Parliamentary Association (CPA) were less than anticipated.
4. Savings as per diems to committee members were less than anticipated.
5. Savings as costs associated with hosting the 54th Canadian Regional Conference of the Commonwealth Parliamentary Association (CPA) were less than anticipated.
6. Decrease in revenue as the number of attendees for the 54th Canadian Regional Conference of the Commonwealth Parliamentary Association (CPA) were lower than anticipated.



LEGISLATURE (excluding The Office of the Auditor General)
STATEMENT OF REVENUE AND EXPENDITURE
For the Period 1 April 2016 to 31 March 2017
Unaudited

1.1.06. GOVERNMENT MEMBERS CAUCUS

	Original Estimates	Operating Budget	Actual Expenditures & Revenue	Savings (Over-runs) from Operating Budget	Savings (Over-runs) from Original Budget
01. Salaries	617,200	597,300	480,719	136,481	116,581
Operating Accounts:					
Employee Benefits	1,700	1,700	-	1,700	1,700
Transportation and Communications	23,600	23,300	15,078	8,522	8,222
Supplies	13,600	13,600	12,906	694	694
Purchased Services	10,300	10,600	10,513	(213)	87
Property, Furnishings and Equipment	3,200	3,200	767	2,433	2,433
02. Operating Accounts	52,400	52,400	39,264	13,136	13,136
10. Grants and Subsidies	41,800	40,600	40,542	1,258	58
Total: Government Members Caucus	711,400	690,300	560,525	150,875	129,775

1. Savings due to variable funding decrease required to support one Independent Member for the period May 19, 2016 to March 31, 2017 and hiring at a lower level.
2. Savings as travel expenditures were less than anticipated.
3. Savings as expenditures for blackberries and other equipment were less than anticipated.
4. Savings due to operational funding decrease required to support one Independent Member for the period May 19, 2016 to March 31, 2017.



LEGISLATURE (excluding The Office of the Auditor General)
STATEMENT OF REVENUE AND EXPENDITURE
For the Period 1 April 2016 to 31 March 2017
Unaudited

1.1.07. OFFICIAL OPPOSITION CAUCUS

	Original Estimates	Operating Budget	Actual Expenditures & Revenue	Savings (Over-runs) from Original Budget	Savings (Over- runs) from Operating Budget
01. Salaries	981,200	1,084,200	1,084,157	(102,957)	43
Operating Accounts:					
Employee Benefits	2,500	2,500	662	1,838	1,838
Transportation and Communications	75,900	75,900	15,727	60,173	60,173
Supplies	19,900	19,900	6,474	13,426	13,426
Purchased Services	18,700	18,700	10,086	8,614	8,614
Property, Furnishings and Equipment	4,700	4,700	912	3,788	3,788
Operating Accounts	121,700	121,700	33,861	87,839	87,839
10. Grants and Subsidies	11,200	11,200	11,133	67	67
Total: Official Opposition Caucus	1,114,100	1,217,100	1,129,151	(15,051)	87,949

1. Overrun due to unbudgeted costs of severance payments and paid leave costs.
2. Savings due to lower than anticipated conference registration fees.
3. Savings as travel and phone expenditures were less than anticipated.
4. Savings as expenditures for office supplies were less than anticipated.
5. Savings as costs for metering and advertising were less than anticipated.
6. Savings as expenditures for blackberries and other equipment were less than anticipated.



LEGISLATURE (excluding The Office of the Auditor General)
STATEMENT OF REVENUE AND EXPENDITURE
For the Period 1 April 2016 to 31 March 2017
Unaudited

	Original Estimates	Operating Budget	Actual Expenditures & Revenue	Savings (Over-runs) from Original Budget	Savings (Over-runs) from Operating Budget
1.1.08. THIRD PARTY CAUCUS					
01. Salaries	367,300	496,000	495,967	(128,667) ¹	33
Operating Accounts:					
Employee Benefits	1,000	1,000	-	1,000 ²	1,000
Transportation and Communications	13,600	11,300	6,777	6,823 ³	4,523
Supplies	7,800	7,600	4,370	3,430 ⁴	3,230
Purchased Services	5,900	8,400	7,313	(1,413)	1,087
Property, Furnishings and Equipment	1,900	1,900	141	1,759	1,759
02. Operating Accounts	30,200	30,200	18,601	11,599	11,599
10. Grants and Subsidies	11,200	11,200	11,133	67	67
Total: Third Party Caucus	408,700	537,400	525,701	(117,001)	11,699

1. Overrun due to unbudgeted severance and paid leave costs.
2. Savings as travel expenditures were less than anticipated.
3. Savings as expenditures for office supplies were less than anticipated.
4. Overrun as costs for metering and subscriptions were more than anticipated.

TOTAL HOUSE OF ASSEMBLY	15,806,300	15,700,000	14,012,007	1,794,293	1,687,993
--------------------------------	-------------------	-------------------	-------------------	------------------	------------------



LEGISLATURE (excluding The Office of the Auditor General)
STATEMENT OF REVENUE AND EXPENDITURE
For the Period 1 April 2016 to 31 March 2017
Unaudited

3.1.01. OFFICE OF THE CHIEF ELECTORAL OFFICER

	Original Estimates	Operating Budget	Actual Expenditures & Revenue	Savings (Over-runs) from Original Budget	Savings (Over- runs) from Operating Budget
				1	2
01. Salaries	909,000	909,000	902,901	6,099	6,099
Operating Accounts:					
Employee Benefits	4,500	4,500	1,346	3,154	3,154
Transportation and Communications	46,900	46,900	23,564	23,336	23,336
Supplies	9,000	6,600	3,726	5,274	2,874
Professional Services	33,000	35,400	35,355	(2,355)	45
Purchased Services	146,000	146,000	141,302	4,698	4,698
Property, Furnishings and Equipment	7,000	7,000	4,538	2,462	2,462
02. Operating Accounts	246,400	246,400	209,831	36,569	36,569
10. Grants and Subsidies	500,000	574,500	574,222	(74,222)	278
02. Revenue - Provincial	1,655,400	1,729,900	1,686,954	(31,554)	42,946
	-	-	(187)	187	187
Total: Office of the Chief Electoral	1,655,400	1,729,900	1,686,767	(31,367)	43,133

1. Savings due to temporary vacancies and a delay in the district mapping project for fiscal 2016-17, partially offset by unbudgeted paid leave and severance costs.
2. Savings due to lower than anticipated conference registration fees.
3. Savings as travel expenditures were less than anticipated.
4. Savings as expenditures for office supplies were less than anticipated.
5. Overrun as expenditures for legal and consulting services were more than anticipated.
6. Savings due to lower than anticipated training, metering and printing costs.
7. Savings as expenditures for office furniture and equipment were less than anticipated.
8. Overrun as the 2015 General Election Candidate and Auditor Subsidies were more than anticipated during fiscal 2016-17.



LEGISLATURE (excluding The Office of the Auditor General)
STATEMENT OF REVENUE AND EXPENDITURE
For the Period 1 April 2016 to 31 March 2017
Unaudited

	Original Estimates	Operating Budget	Actual Expenditures & Revenue	Savings (Over-runs) from Original Budget	Savings (Over-runs) from Operating Budget
4.1.01. OFFICE OF THE CITIZENS' REPRESENTATIVE					
01. Salaries	677,000	677,000	664,593	12,407	12,407
Operating Accounts:					
Employee Benefits	8,000	8,000	4,477	3,523	3,523
Transportation and Communications	34,800	34,800	11,682	23,118	23,118
Supplies	9,000	9,000	1,948	7,052	7,052
Professional Services	12,000	12,000	-	12,000	12,000
Purchased Services	81,400	81,400	60,679	20,721	20,721
Property, Furnishings and Equipment	4,000	4,000	2,424	1,576	1,576
02. Operating Accounts	149,200	149,200	81,210	67,990	67,990
Total: Office of the Citizens' Representative	826,200	826,200	745,803	80,397	80,397

1. Savings due to temporary vacancies and hiring at a lower level.
2. Savings due to lower than anticipated conference registration fees.
3. Savings as travel expenditures were less than anticipated.
4. Savings as expenditures for office supplies were less than anticipated.
5. Savings as legal fees were less than anticipated.
6. Savings as training, advertising and other services were less than anticipated.



LEGISLATURE (excluding The Office of the Auditor General)
STATEMENT OF REVENUE AND EXPENDITURE
For the Period 1 April 2016 to 31 March 2017
Unaudited

5.1.01. OFFICE OF THE CHILD AND YOUTH ADVOCATE

	Original Estimates	Operating Budget	Actual Expenditures & Revenue	Savings (Over-runs) from Original Budget	Savings (Over-runs) from Operating Budget
01. Salaries	1,150,100	1,221,900	1,221,867	(71,767)	1
Operating Accounts:					33
Employee Benefits	3,500	3,500	351	3,149	2
Transportation and Communications	55,400	55,400	37,513	17,887	3
Supplies	6,000	6,000	4,963	1,037	1,037
Professional Services	19,000	19,000	10,953	8,047	4
Purchased Services	160,900	160,900	153,513	7,387	5
Property, Furnishings and Equipment	4,000	4,000	2,748	1,252	1,252
02. Operating Accounts	248,800	248,800	210,041	38,759	38,759
Total: Office of the Child and Youth Advocate	1,398,900	1,470,700	1,431,908	(33,008)	38,792

1. Overrun due to paid leave and severance costs.
2. Savings due to lower than anticipated conference registration fees.
3. Savings as travel to advocacy clinics and conferences were less than anticipated.
4. Savings as legal fees were less than anticipated.
5. Savings as training, advertising and other services were less than anticipated.



LEGISLATURE (excluding The Office of the Auditor General)
STATEMENT OF REVENUE AND EXPENDITURE
For the Period 1 April 2016 to 31 March 2017
Unaudited

**6.1.01. OFFICE OF THE INFORMATION AND
 PRIVACY COMMISSIONER**

	Original Estimates	Operating Budget	Actual Expenditures & Revenue	Savings (Over-runs) from Original Budget	Savings (Over- runs) from Operating Budget
01. Salaries	1,116,800	1,076,800	1,044,527	72,273	32,273
Operating Accounts:					
Employee Benefits	6,500	6,500	3,099	3,401	3,401
Transportation and Communications	24,100	24,100	24,009	91	91
Supplies	7,700	7,700	6,540	1,160	1,160
Professional Services	50,000	50,000	29,912	20,088	20,088
Purchased Services	131,100	125,800	118,622	12,478	7,178
Property, Furnishings and Equipment	1,000	6,300	6,297	(5,297)	3
02. Operating Accounts	220,400	220,400	188,479	31,921	31,921
Total: Office of the Information and Commissioner	1,337,200	1,297,200	1,233,006	104,194	64,194

1. Savings due to temporary vacancies.
2. Savings due to lower than anticipated conference registration fees.
3. Savings as costs for legal and consulting services were less than anticipated.
4. Savings due to lower than anticipated costs for metering and room rentals for presentations.
5. Overrun due to replacement of broken equipment and computer equipment that fell below OCIO standards.

**TOTAL LEGISLATURE (Excluding the Office of
the Auditor General)**

21,024,000	21,024,000	19,109,491	1,914,509	1,914,509
-------------------	-------------------	-------------------	------------------	------------------



OFFICE OF THE AUDITOR GENERAL
STATEMENT OF REVENUE AND EXPENDITURE
For the Period 1 April 2016 to 31 March 2017
Unaudited

	Original Estimates	Operating Budget	Actual Expenditures and Revenue	Savings (Over- runs) from Original Budget		Savings (Over- runs) from Operating Budget
2.1.01. EXECUTIVE SUPPORT						
01. Salaries	236,800	289,800	282,676	(45,876)	1	7,124
01. Salaries (Statutory)	178,300	178,300	185,121	(6,821)	2	(6,821)
02. Employee Benefits	5,000	5,000	6,498	(1,498)	3	(1,498)
03. Transportation and Communications	15,200	15,200	12,825	2,375	4	2,375
06. Purchased Services	1,000	1,000	-	1,000	5	1,000
Total: Executive Support	436,300	489,300	487,120	(50,820)		2,180

1 Retirement payout, DAG paid leave payout (net)

2 AG - Paid Leave pay in lieu - 70 hours



OFFICE OF THE AUDITOR GENERAL
STATEMENT OF REVENUE AND EXPENDITURE
For the Period 1 April 2016 to 31 March 2017
Unaudited

	Original Estimates	Operating Budget	Actual Expenditures and Revenue	Savings (Over- runs) from Original Budget	Savings (Over- runs) from Operating Budget
2.1.02. ADMINISTRATIVE SUPPORT					
01. Salaries	215,100	187,100	186,264	28,836 ¹	836
02. Employee Benefits	8,500	500	133	8,367 ²	367
03. Transportation and Communications	28,500	28,000	17,104	11,396 ³	10,896
04. Supplies	64,400	64,400	36,398	28,002 ⁴	28,002
06. Purchased Services	265,800	248,800	247,861	17,939 ⁵	939
07. Property, Furnishings and Equipment	21,100	21,100	2,702	18,398 ⁶	18,398
Total: Administrative Support	603,400	549,900	490,462	112,938	59,438



OFFICE OF THE AUDITOR GENERAL
STATEMENT OF REVENUE AND EXPENDITURE
For the Period 1 April 2016 to 31 March 2017
Unaudited

	Original Estimates	Operating Budget	Actual Expenditures and Revenue	Savings (Over- runs) from Original Budget		Savings (Over- runs) from Operating Budget
2.1.03. AUDIT OPERATIONS						
01. Salaries	2,604,600	2,429,600	2,386,988	217,612	1	42,612
02. Employee Benefits	81,300	81,300	70,531	10,769	2	10,769
03. Transportation and Communications	68,500	68,842	30,806	37,694	3	38,036
05. Professional Services	99,000	274,000	322,684	(223,684)	4	(48,684)
	2,853,400	2,853,742	2,811,009	42,391		42,733
	-	-	-	-		-
Total: Audit Operations	2,853,400	2,853,742	2,811,009	42,391		42,733
1 Savings from vacancies, maternity leaves of absence, temporary appointments to other departments						
2 Professional development costs, NPPG costs lower than anticipated						
3 Audit travel, CPA student travel requirements less than anticipated						
4 Additional expertise, legal advice required for special audits						
Total: OFFICE OF THE AUDITOR GENERAL	3,893,100	3,892,942	3,788,591	104,509		104,351



House of Assembly
Newfoundland and Labrador
Member Accountability and Disclosure Report
Expenditures Summarized by Category
01-Apr-16 to 31-Mar-17

BALL, DWIGHT, MHA

Allowance Category	Expenditure Limit for Fiscal Year 2016/17 (Net of HST)	Expenditures Processed 01-Apr-16 to 31-Mar-17 (Net of HST)	Expenditures Year to Date 01-Apr-16 to 31-Mar-17 (Net of HST)	Funds Available (Net of HST)	Percent Expended to Date
Office Allowances					
Office Accommodations	9,888.00	9,888.00	9,888.00	0.00	100.0%
Rental of Short-term Accommodations	--	0.00	0.00	--	--
Office Start-up Costs	--	0.00	0.00	--	--
Office Operations	10,435.00	3,531.16	3,531.16	6,903.84	33.8%
Total Office Allowances		13,419.16	13,419.16		
Operational Resources					
Operational Resources	--	3,600.88	3,600.88	--	--
Total Operational Resources		3,600.88	3,600.88		
Travel & Living Allowances					
House in Session	--	8,870.57	8,870.57	--	--
House Not in Session	--	0.00	0.00	--	--
Intra & Extra-Constituency Travel	10,957.00	755.18	755.18	10,201.82	6.9%
Helicopter Travel	--	0.00	0.00	--	--
Total Travel & Living Allowances		9,625.75	9,625.75		
Constituency Allowance					
Constituency Allowance	2,609.00	39.47	39.47	2,569.53	1.5%
Total Constituency Allowance		39.47	39.47		
Total Expenditures		26,685.26	26,685.26		

---- End of Report ----



House of Assembly
Newfoundland and Labrador
Member Accountability and Disclosure Report
Expenditures Summarized by Category
01-Apr-16 to 31-Mar-17

BENNETT, CATHY, MHA

Allowance Category	Expenditure Limit for Fiscal Year 2016/17 (Net of HST)	Expenditures Processed 01-Apr-16 to 31-Mar-17 (Net of HST)	Expenditures Year to Date 01-Apr-16 to 31-Mar-17 (Net of HST)	Funds Available (Net of HST)	Percent Expended to Date
Office Allowances					
Office Accommodations	--	0.00	0.00	--	--
Rental of Short-term Accommodations	--	0.00	0.00	--	--
Office Start-up Costs	--	0.00	0.00	--	--
Office Operations	10,435.00	181.88	181.88	10,253.12	1.7%
Total Office Allowances		181.88	181.88		
Operational Resources					
Operational Resources	--	1,300.29	1,300.29	--	--
Total Operational Resources		1,300.29	1,300.29		
Travel & Living Allowances					
House in Session	--	0.00	0.00	--	--
House Not in Session	--	0.00	0.00	--	--
Intra & Extra-Constituency Travel	5,217.00	0.00	0.00	5,217.00	0.0%
Helicopter Travel	--	0.00	0.00	--	--
Total Travel & Living Allowances		0.00	0.00		
Constituency Allowance					
Constituency Allowance	2,609.00	0.00	0.00	2,609.00	0.0%
Total Constituency Allowance		0.00	0.00		
Total Expenditures					
		1,482.17	1,482.17		

---- End of Report ----



House of Assembly
Newfoundland and Labrador
Member Accountability and Disclosure Report
Expenditures Summarized by Category
01-Apr-16 to 31-Mar-17

Bennett, Derek, MHA

Allowance Category	Expenditure Limit for Fiscal Year 2016/17 (Net of HST)	Expenditures Processed 01-Apr-16 to 31-Mar-17 (Net of HST)	Expenditures Year to Date 01-Apr-16 to 31-Mar-17 (Net of HST)	Funds Available (Net of HST)	Percent Expended to Date
Office Allowances					
Office Accommodations	12,600.00	0.00	0.00	12,600.00	0.0%
Rental of Short-term Accommodations	--	0.00	0.00	--	--
Office Start-up Costs	580.00	0.00	0.00	580.00	0.0%
Office Operations	10,435.00	5,217.54	5,217.54	5,217.46	50.0%
Total Office Allowances		5,217.54	5,217.54		
Operational Resources					
Operational Resources	--	6,374.30	6,374.30	--	--
Total Operational Resources		6,374.30	6,374.30		
Travel & Living Allowances					
House in Session	--	20,091.43	20,091.43	--	--
House Not in Session	--	3,790.02	3,790.02	--	--
Intra & Extra-Constituency Travel	8,000.00	6,375.28	6,375.28	1,624.72	79.7%
Helicopter Travel	--	0.00	0.00	--	--
Total Travel & Living Allowances		30,256.73	30,256.73		
Constituency Allowance					
Constituency Allowance	2,609.00	1,035.79	1,035.79	1,573.21	39.7%
Total Constituency Allowance		1,035.79	1,035.79		
Total Expenditures					
		42,884.36	42,884.36		

---- End of Report ----



House of Assembly
Newfoundland and Labrador
Member Accountability and Disclosure Report
Expenditures Summarized by Category
01-Apr-16 to 31-Mar-17

Bragg, Derrick, MHA

Allowance Category	Expenditure Limit for Fiscal Year 2016/17 (Net of HST)	Expenditures Processed 01-Apr-16 to 31-Mar-17 (Net of HST)	Expenditures Year to Date 01-Apr-16 to 31-Mar-17 (Net of HST)	Funds Available (Net of HST)	Percent Expended to Date
Office Allowances					
Office Accommodations	13,590.00	13,590.00	13,590.00	0.00	100.0%
Rental of Short-term Accommodations	--	0.00	0.00	--	--
Office Start-up Costs	455.00	0.00	0.00	455.00	0.0%
Office Operations	10,435.00	3,089.41	3,089.41	7,345.59	29.6%
Total Office Allowances		16,679.41	16,679.41		
Operational Resources					
Operational Resources	--	6,499.54	6,499.54	--	--
Total Operational Resources		6,499.54	6,499.54		
Travel & Living Allowances					
House in Session	--	16,990.90	16,990.90	--	--
House Not in Session	--	4,771.10	4,771.10	--	--
Intra & Extra-Constituency Travel	11,043.00	9,218.44	9,218.44	1,824.56	83.5%
Helicopter Travel	--	0.00	0.00	--	--
Total Travel & Living Allowances		30,980.44	30,980.44		
Constituency Allowance					
Constituency Allowance	2,609.00	1,001.18	1,001.18	1,607.82	38.4%
Total Constituency Allowance		1,001.18	1,001.18		
Total Expenditures					
		55,160.57	55,160.57		

---- End of Report ----



House of Assembly
Newfoundland and Labrador
Member Accountability and Disclosure Report
Expenditures Summarized by Category
01-Apr-16 to 31-Mar-17

BRAZIL, DAVID, MHA

Allowance Category	Expenditure Limit for Fiscal Year 2016/17 (Net of HST)	Expenditures Processed 01-Apr-16 to 31-Mar-17 (Net of HST)	Expenditures Year to Date 01-Apr-16 to 31-Mar-17 (Net of HST)	Funds Available (Net of HST)	Percent Expended to Date
Office Allowances					
Office Accommodations	--	0.00	0.00	--	--
Rental of Short-term Accommodations	--	0.00	0.00	--	--
Office Start-up Costs	--	0.00	0.00	--	--
Office Operations	10,435.00	10,058.75	10,058.75	376.25	96.4%
Total Office Allowances		10,058.75	10,058.75		
Operational Resources					
Operational Resources	--	3,010.69	3,010.69	--	--
Total Operational Resources		3,010.69	3,010.69		
Travel & Living Allowances					
House in Session	--	0.00	0.00	--	--
House Not in Session	--	0.00	0.00	--	--
Intra & Extra-Constituency Travel	6,696.00	6,099.74	6,099.74	596.26	91.1%
Helicopter Travel	--	0.00	0.00	--	--
Total Travel & Living Allowances		6,099.74	6,099.74		
Constituency Allowance					
Constituency Allowance	2,609.00	2,055.53	2,055.53	553.47	78.8%
Total Constituency Allowance		2,055.53	2,055.53		
Total Expenditures					
		21,224.71	21,224.71		

---- End of Report ----



House of Assembly
Newfoundland and Labrador
Member Accountability and Disclosure Report
Expenditures Summarized by Category
01-Apr-16 to 31-Mar-17

Browne, Mark, MHA

Allowance Category	Expenditure Limit for Fiscal Year 2016/17 (Net of HST)	Expenditures Processed 01-Apr-16 to 31-Mar-17 (Net of HST)	Expenditures Year to Date 01-Apr-16 to 31-Mar-17 (Net of HST)	Funds Available (Net of HST)	Percent Expended to Date
Office Allowances					
Office Accommodations	11,431.00	11,430.09	11,430.09	0.91	100.0%
Rental of Short-term Accommodations	--	0.00	0.00	--	--
Office Start-up Costs	67.00	0.00	0.00	67.00	0.0%
Office Operations	10,435.00	4,586.87	4,586.87	5,848.13	44.0%
Total Office Allowances		16,016.96	16,016.96		
Operational Resources					
Operational Resources	--	10,405.03	10,405.03	--	--
Total Operational Resources		10,405.03	10,405.03		
Travel & Living Allowances					
House in Session	--	11,821.47	11,821.47	--	--
House Not in Session	--	7,879.06	7,879.06	--	--
Intra & Extra-Constituency Travel	12,000.00	10,703.91	10,703.91	1,296.09	89.2%
Helicopter Travel	--	0.00	0.00	--	--
Total Travel & Living Allowances		30,404.44	30,404.44		
Constituency Allowance					
Constituency Allowance	2,609.00	1,080.89	1,080.89	1,528.11	41.4%
Total Constituency Allowance		1,080.89	1,080.89		
Total Expenditures					
		57,907.32	57,907.32		

---- End of Report ----



House of Assembly
Newfoundland and Labrador
Member Accountability and Disclosure Report
Expenditures Summarized by Category
01-Apr-16 to 31-Mar-17

Byrne, Gerry, MHA

Allowance Category	Expenditure Limit for Fiscal Year 2016/17 (Net of HST)	Expenditures Processed 01-Apr-16 to 31-Mar-17 (Net of HST)	Expenditures Year to Date 01-Apr-16 to 31-Mar-17 (Net of HST)	Funds Available (Net of HST)	Percent Expended to Date
Office Allowances					
Office Accommodations	--	0.00	0.00	--	--
Rental of Short-term Accommodations	--	0.00	0.00	--	--
Office Start-up Costs	300.00	0.00	0.00	300.00	0.0%
Office Operations	10,435.00	2,431.61	2,431.61	8,003.39	23.3%
Total Office Allowances		2,431.61	2,431.61		
Operational Resources					
Operational Resources	--	3,545.58	3,545.58	--	--
Total Operational Resources		3,545.58	3,545.58		
Travel & Living Allowances					
House in Session	--	27,259.48	27,259.48	--	--
House Not in Session	--	136.46	136.46	--	--
Intra & Extra-Constituency Travel	5,217.00	0.00	0.00	5,217.00	0.0%
Helicopter Travel	--	0.00	0.00	--	--
Total Travel & Living Allowances		27,395.94	27,395.94		
Constituency Allowance					
Constituency Allowance	2,609.00	112.32	112.32	2,496.68	4.3%
Total Constituency Allowance		112.32	112.32		
Total Expenditures					
		33,485.45	33,485.45		

---- End of Report ----



House of Assembly
Newfoundland and Labrador
Member Accountability and Disclosure Report
Expenditures Summarized by Category
01-Apr-16 to 31-Mar-17

Coady, Siobhan, MHA

Allowance Category	Expenditure Limit for Fiscal Year 2016/17 (Net of HST)	Expenditures Processed 01-Apr-16 to 31-Mar-17 (Net of HST)	Expenditures Year to Date 01-Apr-16 to 31-Mar-17 (Net of HST)	Funds Available (Net of HST)	Percent Expended to Date
Office Allowances					
Office Accommodations	--	0.00	0.00	--	--
Rental of Short-term Accommodations	--	0.00	0.00	--	--
Office Start-up Costs	691.00	0.00	0.00	691.00	0.0%
Office Operations	10,435.00	3,545.58	3,545.58	6,889.42	34.0%
Total Office Allowances		3,545.58	3,545.58		
Operational Resources					
Operational Resources	--	2,280.98	2,280.98	--	--
Total Operational Resources		2,280.98	2,280.98		
Travel & Living Allowances					
House in Session	--	0.00	0.00	--	--
House Not in Session	--	0.00	0.00	--	--
Intra & Extra-Constituency Travel	5,217.00	0.00	0.00	5,217.00	0.0%
Helicopter Travel	--	0.00	0.00	--	--
Total Travel & Living Allowances		0.00	0.00		
Constituency Allowance					
Constituency Allowance	2,609.00	789.59	789.59	1,819.41	30.3%
Total Constituency Allowance		789.59	789.59		
Total Expenditures		6,616.15	6,616.15		

---- End of Report ----



House of Assembly
Newfoundland and Labrador
Member Accountability and Disclosure Report
Expenditures Summarized by Category
01-Apr-16 to 31-Mar-17

CROCKER, STEVE, MHA

Allowance Category	Expenditure Limit for Fiscal Year 2016/17 (Net of HST)	Expenditures Processed 01-Apr-16 to 31-Mar-17 (Net of HST)	Expenditures Year to Date 01-Apr-16 to 31-Mar-17 (Net of HST)	Funds Available (Net of HST)	Percent Expended to Date
Office Allowances					
Office Accommodations	14,904.00	14,900.04	14,900.04	3.96	100.0%
Rental of Short-term Accommodations	--	0.00	0.00	--	--
Office Start-up Costs	--	0.00	0.00	--	--
Office Operations	10,435.00	1,942.72	1,942.72	8,492.28	18.6%
Total Office Allowances		16,842.76	16,842.76		
Operational Resources					
Operational Resources	--	8,858.60	8,858.60	--	--
Total Operational Resources		8,858.60	8,858.60		
Travel & Living Allowances					
House in Session	--	9,253.18	9,253.18	--	--
House Not in Session	--	595.52	595.52	--	--
Intra & Extra-Constituency Travel	7,478.00	1,633.31	1,633.31	5,844.69	21.8%
Helicopter Travel	--	0.00	0.00	--	--
Total Travel & Living Allowances		11,482.01	11,482.01		
Constituency Allowance					
Constituency Allowance	2,609.00	973.42	973.42	1,635.58	37.3%
Total Constituency Allowance		973.42	973.42		
Total Expenditures					
		38,156.79	38,156.79		

---- End of Report ----



House of Assembly
Newfoundland and Labrador
Member Accountability and Disclosure Report
Expenditures Summarized by Category
01-Apr-16 to 31-Mar-17

Davis, Bernard, MHA

Allowance Category	Expenditure Limit for Fiscal Year 2016/17 (Net of HST)	Expenditures Processed 01-Apr-16 to 31-Mar-17 (Net of HST)	Expenditures Year to Date 01-Apr-16 to 31-Mar-17 (Net of HST)	Funds Available (Net of HST)	Percent Expended to Date
Office Allowances					
Office Accommodations	--	0.00	0.00	--	--
Rental of Short-term Accommodations	--	0.00	0.00	--	--
Office Start-up Costs	278.00	0.00	0.00	278.00	0.0%
Office Operations	10,435.00	6,225.62	6,225.62	4,209.38	59.7%
Total Office Allowances		6,225.62	6,225.62		
Operational Resources					
Operational Resources	--	4,790.89	4,790.89	--	--
Total Operational Resources		4,790.89	4,790.89		
Travel & Living Allowances					
House in Session	--	0.00	0.00	--	--
House Not in Session	--	0.00	0.00	--	--
Intra & Extra-Constituency Travel	5,217.00	291.94	291.94	4,925.06	5.6%
Helicopter Travel	--	0.00	0.00	--	--
Total Travel & Living Allowances		291.94	291.94		
Constituency Allowance					
Constituency Allowance	2,609.00	1,345.08	1,345.08	1,263.92	51.6%
Total Constituency Allowance		1,345.08	1,345.08		
Total Expenditures					
		12,653.53	12,653.53		

---- End of Report ----



House of Assembly
Newfoundland and Labrador
Member Accountability and Disclosure Report
Expenditures Summarized by Category
01-Apr-16 to 31-Mar-17

DAVIS, PAUL, MHA

Allowance Category	Expenditure Limit for Fiscal Year 2016/17 (Net of HST)	Expenditures Processed 01-Apr-16 to 31-Mar-17 (Net of HST)	Expenditures Year to Date 01-Apr-16 to 31-Mar-17 (Net of HST)	Funds Available (Net of HST)	Percent Expended to Date
Office Allowances					
Office Accommodations	--	0.00	0.00	--	--
Rental of Short-term Accommodations	--	0.00	0.00	--	--
Office Start-up Costs	--	0.00	0.00	--	--
Office Operations	10,435.00	3,902.85	3,902.85	6,532.15	37.4%
Total Office Allowances		3,902.85	3,902.85		
Operational Resources					
Operational Resources	--	2,260.95	2,260.95	--	--
Total Operational Resources		2,260.95	2,260.95		
Travel & Living Allowances					
House in Session	--	0.00	0.00	--	--
House Not in Session	--	0.00	0.00	--	--
Intra & Extra-Constituency Travel	5,217.00	0.00	0.00	5,217.00	0.0%
Helicopter Travel	--	0.00	0.00	--	--
Total Travel & Living Allowances		0.00	0.00		
Constituency Allowance					
Constituency Allowance	2,609.00	342.82	342.82	2,266.18	13.1%
Total Constituency Allowance		342.82	342.82		
Total Expenditures		6,506.62	6,506.62		

---- End of Report ----



House of Assembly
Newfoundland and Labrador
Member Accountability and Disclosure Report
Expenditures Summarized by Category
01-Apr-16 to 31-Mar-17

Dean, Jerry, MHA

Allowance Category	Expenditure Limit for Fiscal Year 2016/17 (Net of HST)	Expenditures Processed 01-Apr-16 to 31-Mar-17 (Net of HST)	Expenditures Year to Date 01-Apr-16 to 31-Mar-17 (Net of HST)	Funds Available (Net of HST)	Percent Expended to Date
Office Allowances					
Office Accommodations	19,200.00	19,200.00	19,200.00	0.00	100.0%
Rental of Short-term Accommodations	--	0.00	0.00	--	--
Office Start-up Costs	412.00	0.00	0.00	412.00	0.0%
Office Operations	10,435.00	4,744.46	4,744.46	5,690.54	45.5%
Total Office Allowances		23,944.46	23,944.46		
Operational Resources					
Operational Resources	--	7,779.84	7,779.84	--	--
Total Operational Resources		7,779.84	7,779.84		
Travel & Living Allowances					
House in Session	--	20,136.54	20,136.54	--	--
House Not in Session	--	3,393.60	3,393.60	--	--
Intra & Extra-Constituency Travel	9,391.00	4,251.44	4,251.44	5,139.56	45.3%
Helicopter Travel	--	0.00	0.00	--	--
Total Travel & Living Allowances		27,781.58	27,781.58		
Constituency Allowance					
Constituency Allowance	2,609.00	624.62	624.62	1,984.38	23.9%
Total Constituency Allowance		624.62	624.62		
Total Expenditures		60,130.50	60,130.50		

---- End of Report ----



House of Assembly
Newfoundland and Labrador
Member Accountability and Disclosure Report
Expenditures Summarized by Category
01-Apr-16 to 31-Mar-17

DEMPSTER, LISA, MHA

Allowance Category	Expenditure Limit for Fiscal Year 2016/17 (Net of HST)	Expenditures Processed 01-Apr-16 to 31-Mar-17 (Net of HST)	Expenditures Year to Date 01-Apr-16 to 31-Mar-17 (Net of HST)	Funds Available (Net of HST)	Percent Expended to Date
Office Allowances					
Office Accommodations	13,860.00	13,860.00	13,860.00	0.00	100.0%
Rental of Short-term Accommodations	--	0.00	0.00	--	--
Office Start-up Costs	--	0.00	0.00	--	--
Office Operations	10,435.00	6,718.42	6,718.42	3,716.58	64.4%
Total Office Allowances		20,578.42	20,578.42		
Operational Resources					
Operational Resources	--	8,610.83	8,610.83	--	--
Total Operational Resources		8,610.83	8,610.83		
Travel & Living Allowances					
House in Session	--	23,194.88	23,194.88	--	--
House Not in Session	--	16,882.16	16,882.16	--	--
Intra & Extra-Constituency Travel	22,261.00	19,005.09	19,005.09	3,255.91	85.4%
Helicopter Travel	18,261.00	0.00	0.00	18,261.00	0.0%
Total Travel & Living Allowances		59,082.13	59,082.13		
Constituency Allowance					
Constituency Allowance	2,609.00	2,398.89	2,398.89	210.11	91.9%
Total Constituency Allowance		2,398.89	2,398.89		
Total Expenditures					
		90,670.27	90,670.27		

---- End of Report ----



House of Assembly
Newfoundland and Labrador
Member Accountability and Disclosure Report
Expenditures Summarized by Category
01-Apr-16 to 31-Mar-17

EDMUNDS, RANDY, MHA

Allowance Category	Expenditure Limit for Fiscal Year 2016/17 (Net of HST)	Expenditures Processed 01-Apr-16 to 31-Mar-17 (Net of HST)	Expenditures Year to Date 01-Apr-16 to 31-Mar-17 (Net of HST)	Funds Available (Net of HST)	Percent Expended to Date
Office Allowances					
Office Accommodations	--	0.00	0.00	--	--
Rental of Short-term Accommodations	--	0.00	0.00	--	--
Office Start-up Costs	--	0.00	0.00	--	--
Office Operations	10,435.00	1,126.69	1,126.69	9,308.31	10.8%
Total Office Allowances		1,126.69	1,126.69		
Operational Resources					
Operational Resources	--	3,952.95	3,952.95	--	--
Total Operational Resources		3,952.95	3,952.95		
Travel & Living Allowances					
House in Session	--	35,885.27	35,885.27	--	--
House Not in Session	--	10,668.68	10,668.68	--	--
Intra & Extra-Constituency Travel	18,000.00	12,243.51	12,243.51	5,756.49	68.0%
Helicopter Travel	9,130.00	0.00	0.00	9,130.00	0.0%
Total Travel & Living Allowances		58,797.46	58,797.46		
Constituency Allowance					
Constituency Allowance	2,609.00	1,723.51	1,723.51	885.49	66.1%
Total Constituency Allowance		1,723.51	1,723.51		
Total Expenditures					
		65,600.61	65,600.61		

---- End of Report ----



House of Assembly
Newfoundland and Labrador
Member Accountability and Disclosure Report
Expenditures Summarized by Category
01-Apr-16 to 31-Mar-17

Finn, John, MHA

Allowance Category	Expenditure Limit for Fiscal Year 2016/17 (Net of HST)	Expenditures Processed 01-Apr-16 to 31-Mar-17 (Net of HST)	Expenditures Year to Date 01-Apr-16 to 31-Mar-17 (Net of HST)	Funds Available (Net of HST)	Percent Expended to Date
Office Allowances					
Office Accommodations	8,964.00	8,962.80	8,962.80	1.20	100.0%
Rental of Short-term Accommodations	--	0.00	0.00	--	--
Office Start-up Costs	152.00	0.00	0.00	152.00	0.0%
Office Operations	10,435.00	7,740.56	7,740.56	2,694.44	74.2%
Total Office Allowances		16,703.36	16,703.36		
Operational Resources					
Operational Resources	--	7,214.95	7,214.95	--	--
Total Operational Resources		7,214.95	7,214.95		
Travel & Living Allowances					
House in Session	--	26,518.26	26,518.26	--	--
House Not in Session	--	12,719.35	12,719.35	--	--
Intra & Extra-Constituency Travel	5,913.00	265.11	265.11	5,647.89	4.5%
Helicopter Travel	--	0.00	0.00	--	--
Total Travel & Living Allowances		39,502.72	39,502.72		
Constituency Allowance					
Constituency Allowance	2,609.00	241.38	241.38	2,367.62	9.3%
Total Constituency Allowance		241.38	241.38		
Total Expenditures					
		63,662.41	63,662.41		

---- End of Report ----



House of Assembly
Newfoundland and Labrador
Member Accountability and Disclosure Report
Expenditures Summarized by Category
01-Apr-16 to 31-Mar-17

Gambin - Walsh, Sherry, MHA

Allowance Category	Expenditure Limit for Fiscal Year 2016/17 (Net of HST)	Expenditures Processed 01-Apr-16 to 31-Mar-17 (Net of HST)	Expenditures Year to Date 01-Apr-16 to 31-Mar-17 (Net of HST)	Funds Available (Net of HST)	Percent Expended to Date
Office Allowances					
Office Accommodations	15,459.00	15,458.45	15,458.45	0.55	100.0%
Rental of Short-term Accommodations	--	0.00	0.00	--	--
Office Start-up Costs	134.00	42.32	42.32	91.68	31.6%
Office Operations	10,435.00	7,204.17	7,204.17	3,230.83	69.0%
Total Office Allowances		22,704.94	22,704.94		
Operational Resources					
Operational Resources	--	11,884.21	11,884.21	--	--
Total Operational Resources		11,884.21	11,884.21		
Travel & Living Allowances					
House in Session	--	14,636.01	14,636.01	--	--
House Not in Session	--	30.70	30.70	--	--
Intra & Extra-Constituency Travel	10,000.00	6,663.52	6,663.52	3,336.48	66.6%
Helicopter Travel	--	0.00	0.00	--	--
Total Travel & Living Allowances		21,330.23	21,330.23		
Constituency Allowance					
Constituency Allowance	2,609.00	1,895.10	1,895.10	713.90	72.6%
Total Constituency Allowance		1,895.10	1,895.10		
Total Expenditures		57,814.48	57,814.48		

---- End of Report ----



House of Assembly
Newfoundland and Labrador
Member Accountability and Disclosure Report
Expenditures Summarized by Category
01-Apr-16 to 31-Mar-17

Haggie, John, MHA

Allowance Category	Expenditure Limit for Fiscal Year 2016/17 (Net of HST)	Expenditures Processed 01-Apr-16 to 31-Mar-17 (Net of HST)	Expenditures Year to Date 01-Apr-16 to 31-Mar-17 (Net of HST)	Funds Available (Net of HST)	Percent Expended to Date
Office Allowances					
Office Accommodations	--	0.00	0.00	--	--
Rental of Short-term Accommodations	--	0.00	0.00	--	--
Office Start-up Costs	657.00	656.25	656.25	0.75	99.9%
Office Operations	10,435.00	8,211.84	8,211.84	2,223.16	78.7%
Total Office Allowances		8,868.09	8,868.09		
Operational Resources					
Operational Resources	--	4,445.10	4,445.10	--	--
Total Operational Resources		4,445.10	4,445.10		
Travel & Living Allowances					
House in Session	--	17,566.84	17,566.84	--	--
House Not in Session	--	86.94	86.94	--	--
Intra & Extra-Constituency Travel	6,696.00	1,373.23	1,373.23	5,322.77	20.5%
Helicopter Travel	--	0.00	0.00	--	--
Total Travel & Living Allowances		19,027.01	19,027.01		
Constituency Allowance					
Constituency Allowance	2,609.00	701.92	701.92	1,907.08	26.9%
Total Constituency Allowance		701.92	701.92		
Total Expenditures					
		33,042.12	33,042.12		

---- End of Report ----



House of Assembly
Newfoundland and Labrador
Member Accountability and Disclosure Report
Expenditures Summarized by Category
01-Apr-16 to 31-Mar-17

Haley, Carol Anne, MHA

Allowance Category	Expenditure Limit for Fiscal Year 2016/17 (Net of HST)	Expenditures Processed 01-Apr-16 to 31-Mar-17 (Net of HST)	Expenditures Year to Date 01-Apr-16 to 31-Mar-17 (Net of HST)	Funds Available (Net of HST)	Percent Expended to Date
Office Allowances					
Office Accommodations	14,323.00	14,322.48	14,322.48	0.52	100.0%
Rental of Short-term Accommodations	--	0.00	0.00	--	--
Office Start-up Costs	676.00	0.00	0.00	676.00	0.0%
Office Operations	10,435.00	2,576.25	2,576.25	7,858.75	24.7%
Total Office Allowances		16,898.73	16,898.73		
Operational Resources					
Operational Resources	--	5,771.19	5,771.19	--	--
Total Operational Resources		5,771.19	5,771.19		
Travel & Living Allowances					
House in Session	--	18,727.67	18,727.67	--	--
House Not in Session	--	11,673.11	11,673.11	--	--
Intra & Extra-Constituency Travel	11,043.00	3,647.46	3,647.46	7,395.54	33.0%
Helicopter Travel	--	0.00	0.00	--	--
Total Travel & Living Allowances		34,048.24	34,048.24		
Constituency Allowance					
Constituency Allowance	2,609.00	0.00	0.00	2,609.00	0.0%
Total Constituency Allowance		0.00	0.00		
Total Expenditures					
		56,718.16	56,718.16		

---- End of Report ----



House of Assembly
Newfoundland and Labrador
Member Accountability and Disclosure Report
Expenditures Summarized by Category
01-Apr-16 to 31-Mar-17

Hawkins, Allan, MHA

Allowance Category	Expenditure Limit for Fiscal Year 2016/17 (Net of HST)	Expenditures Processed 01-Apr-16 to 31-Mar-17 (Net of HST)	Expenditures Year to Date 01-Apr-16 to 31-Mar-17 (Net of HST)	Funds Available (Net of HST)	Percent Expended to Date
Office Allowances					
Office Accommodations	--	0.00	0.00	--	--
Rental of Short-term Accommodations	--	0.00	0.00	--	--
Office Start-up Costs	870.00	0.00	0.00	870.00	0.0%
Office Operations	10,435.00	4,525.57	4,525.57	5,909.43	43.4%
Total Office Allowances		4,525.57	4,525.57		
Operational Resources					
Operational Resources	--	3,118.99	3,118.99	--	--
Total Operational Resources		3,118.99	3,118.99		
Travel & Living Allowances					
House in Session	--	11,106.54	11,106.54	--	--
House Not in Session	--	0.00	0.00	--	--
Intra & Extra-Constituency Travel	7,913.00	2,761.82	2,761.82	5,151.18	34.9%
Helicopter Travel	--	0.00	0.00	--	--
Total Travel & Living Allowances		13,868.36	13,868.36		
Constituency Allowance					
Constituency Allowance	2,609.00	500.71	500.71	2,108.29	19.2%
Total Constituency Allowance		500.71	500.71		
Total Expenditures		22,013.63	22,013.63		

---- End of Report ----



House of Assembly
Newfoundland and Labrador
Member Accountability and Disclosure Report
Expenditures Summarized by Category
01-Apr-16 to 31-Mar-17

Holloway, Colin, MHA

Allowance Category	Expenditure Limit for Fiscal Year 2016/17 (Net of HST)	Expenditures Processed 01-Apr-16 to 31-Mar-17 (Net of HST)	Expenditures Year to Date 01-Apr-16 to 31-Mar-17 (Net of HST)	Funds Available (Net of HST)	Percent Expended to Date
Office Allowances					
Office Accommodations	18,084.00	15,281.11	15,281.11	2,802.89	84.5%
Rental of Short-term Accommodations	--	0.00	0.00	--	--
Office Start-up Costs	465.00	213.57	213.57	251.43	45.9%
Office Operations	10,435.00	10,092.40	10,092.40	342.60	96.7%
Total Office Allowances		25,587.08	25,587.08		
Operational Resources					
Operational Resources	--	10,074.10	10,074.10	--	--
Total Operational Resources		10,074.10	10,074.10		
Travel & Living Allowances					
House in Session	--	9,935.87	9,935.87	--	--
House Not in Session	--	3,247.54	3,247.54	--	--
Intra & Extra-Constituency Travel	11,043.00	9,215.06	9,215.06	1,827.94	83.4%
Helicopter Travel	--	0.00	0.00	--	--
Total Travel & Living Allowances		22,398.47	22,398.47		
Constituency Allowance					
Constituency Allowance	2,609.00	666.34	666.34	1,942.66	25.5%
Total Constituency Allowance		666.34	666.34		
Total Expenditures		58,725.99	58,725.99		

---- End of Report ----



House of Assembly
Newfoundland and Labrador
Member Accountability and Disclosure Report
Expenditures Summarized by Category
01-Apr-16 to 31-Mar-17

HUTCHINGS, KEITH, MHA

Allowance Category	Expenditure Limit for Fiscal Year 2016/17 (Net of HST)	Expenditures Processed 01-Apr-16 to 31-Mar-17 (Net of HST)	Expenditures Year to Date 01-Apr-16 to 31-Mar-17 (Net of HST)	Funds Available (Net of HST)	Percent Expended to Date
Office Allowances					
Office Accommodations	--	0.00	0.00	--	--
Rental of Short-term Accommodations	--	0.00	0.00	--	--
Office Start-up Costs	--	0.00	0.00	--	--
Office Operations	10,435.00	3,160.91	3,160.91	7,274.09	30.3%
Total Office Allowances		3,160.91	3,160.91		
Operational Resources					
Operational Resources	--	2,909.62	2,909.62	--	--
Total Operational Resources		2,909.62	2,909.62		
Travel & Living Allowances					
House in Session	--	306.53	306.53	--	--
House Not in Session	--	1,372.57	1,372.57	--	--
Intra & Extra-Constituency Travel	8,783.00	4,944.49	4,944.49	3,838.51	56.3%
Helicopter Travel	--	0.00	0.00	--	--
Total Travel & Living Allowances		6,623.59	6,623.59		
Constituency Allowance					
Constituency Allowance	2,609.00	1,121.92	1,121.92	1,487.08	43.0%
Total Constituency Allowance		1,121.92	1,121.92		
Total Expenditures					
		13,816.04	13,816.04		

---- End of Report ----



House of Assembly
Newfoundland and Labrador
Member Accountability and Disclosure Report
Expenditures Summarized by Category
01-Apr-16 to 31-Mar-17

JOYCE, EDDIE, MHA

Allowance Category	Expenditure Limit for Fiscal Year 2016/17 (Net of HST)	Expenditures Processed 01-Apr-16 to 31-Mar-17 (Net of HST)	Expenditures Year to Date 01-Apr-16 to 31-Mar-17 (Net of HST)	Funds Available (Net of HST)	Percent Expended to Date
Office Allowances					
Office Accommodations	--	0.00	0.00	--	--
Rental of Short-term Accommodations	--	0.00	0.00	--	--
Office Start-up Costs	--	0.00	0.00	--	--
Office Operations	10,435.00	5,687.23	5,687.23	4,747.77	54.5%
Total Office Allowances		5,687.23	5,687.23		
Operational Resources					
Operational Resources	--	3,799.97	3,799.97	--	--
Total Operational Resources		3,799.97	3,799.97		
Travel & Living Allowances					
House in Session	--	27,147.06	27,147.06	--	--
House Not in Session	--	142.57	142.57	--	--
Intra & Extra-Constituency Travel	10,870.00	5,012.09	5,012.09	5,857.91	46.1%
Helicopter Travel	--	0.00	0.00	--	--
Total Travel & Living Allowances		32,301.72	32,301.72		
Constituency Allowance					
Constituency Allowance	2,609.00	1,854.70	1,854.70	754.30	71.1%
Total Constituency Allowance		1,854.70	1,854.70		
Total Expenditures					
		43,643.62	43,643.62		

---- End of Report ----



House of Assembly
Newfoundland and Labrador
Member Accountability and Disclosure Report
Expenditures Summarized by Category
01-Apr-16 to 31-Mar-17

KENT, STEVE, MHA

Allowance Category	Expenditure Limit for Fiscal Year 2016/17 (Net of HST)	Expenditures Processed 01-Apr-16 to 31-Mar-17 (Net of HST)	Expenditures Year to Date 01-Apr-16 to 31-Mar-17 (Net of HST)	Funds Available (Net of HST)	Percent Expended to Date
Office Allowances					
Office Accommodations	--	0.00	0.00	--	--
Rental of Short-term Accommodations	--	0.00	0.00	--	--
Office Start-up Costs	--	0.00	0.00	--	--
Office Operations	10,435.00	6,259.25	6,259.25	4,175.75	60.0%
Total Office Allowances		6,259.25	6,259.25		
Operational Resources					
Operational Resources	--	3,111.66	3,111.66	--	--
Total Operational Resources		3,111.66	3,111.66		
Travel & Living Allowances					
House in Session	--	0.00	0.00	--	--
House Not in Session	--	0.00	0.00	--	--
Intra & Extra-Constituency Travel	5,217.00	0.00	0.00	5,217.00	0.0%
Helicopter Travel	--	0.00	0.00	--	--
Total Travel & Living Allowances		0.00	0.00		
Constituency Allowance					
Constituency Allowance	2,609.00	712.76	712.76	1,896.24	27.3%
Total Constituency Allowance		712.76	712.76		
Total Expenditures		10,083.67	10,083.67		

---- End of Report ----



House of Assembly
Newfoundland and Labrador
Member Accountability and Disclosure Report
Expenditures Summarized by Category
01-Apr-16 to 31-Mar-17

King, Neil, MHA

Allowance Category	Expenditure Limit for Fiscal Year 2016/17 (Net of HST)	Expenditures Processed 01-Apr-16 to 31-Mar-17 (Net of HST)	Expenditures Year to Date 01-Apr-16 to 31-Mar-17 (Net of HST)	Funds Available (Net of HST)	Percent Expended to Date
Office Allowances					
Office Accommodations	17,820.00	17,820.00	17,820.00	0.00	100.0%
Rental of Short-term Accommodations	--	0.00	0.00	--	--
Office Start-up Costs	653.00	0.00	0.00	653.00	0.0%
Office Operations	10,435.00	3,310.40	3,310.40	7,124.60	31.7%
Total Office Allowances		21,130.40	21,130.40		
Operational Resources					
Operational Resources	--	5,549.84	5,549.84	--	--
Total Operational Resources		5,549.84	5,549.84		
Travel & Living Allowances					
House in Session	--	20,936.66	20,936.66	--	--
House Not in Session	--	10,532.61	10,532.61	--	--
Intra & Extra-Constituency Travel	9,739.00	6,304.46	6,304.46	3,434.54	64.7%
Helicopter Travel	--	0.00	0.00	--	--
Total Travel & Living Allowances		37,773.73	37,773.73		
Constituency Allowance					
Constituency Allowance	2,609.00	2,178.41	2,178.41	430.59	83.5%
Total Constituency Allowance		2,178.41	2,178.41		
Total Expenditures					
		66,632.38	66,632.38		

---- End of Report ----



House of Assembly
Newfoundland and Labrador
Member Accountability and Disclosure Report
Expenditures Summarized by Category
01-Apr-16 to 31-Mar-17

KIRBY, DALE, MHA

Allowance Category	Expenditure Limit for Fiscal Year 2016/17 (Net of HST)	Expenditures Processed 01-Apr-16 to 31-Mar-17 (Net of HST)	Expenditures Year to Date 01-Apr-16 to 31-Mar-17 (Net of HST)	Funds Available (Net of HST)	Percent Expended to Date
Office Allowances					
Office Accommodations	--	0.00	0.00	--	--
Rental of Short-term Accommodations	--	0.00	0.00	--	--
Office Start-up Costs	--	0.00	0.00	--	--
Office Operations	10,435.00	2,770.75	2,770.75	7,664.25	26.6%
Total Office Allowances		2,770.75	2,770.75		
Operational Resources					
Operational Resources	--	1,813.06	1,813.06	--	--
Total Operational Resources		1,813.06	1,813.06		
Travel & Living Allowances					
House in Session	--	0.00	0.00	--	--
House Not in Session	--	0.00	0.00	--	--
Intra & Extra-Constituency Travel	5,217.00	7.02	7.02	5,209.98	0.1%
Helicopter Travel	--	0.00	0.00	--	--
Total Travel & Living Allowances		7.02	7.02		
Constituency Allowance					
Constituency Allowance	2,609.00	2,609.00	2,609.00	0.00	100.0%
Total Constituency Allowance		2,609.00	2,609.00		
Total Expenditures		7,199.83	7,199.83		

---- End of Report ----



House of Assembly
Newfoundland and Labrador
Member Accountability and Disclosure Report
Expenditures Summarized by Category
01-Apr-16 to 31-Mar-17

LANE, PAUL, MHA

Allowance Category	Expenditure Limit for Fiscal Year 2016/17 (Net of HST)	Expenditures Processed 01-Apr-16 to 31-Mar-17 (Net of HST)	Expenditures Year to Date 01-Apr-16 to 31-Mar-17 (Net of HST)	Funds Available (Net of HST)	Percent Expended to Date
Office Allowances					
Office Accommodations	--	0.00	0.00	--	--
Rental of Short-term Accommodations	--	0.00	0.00	--	--
Office Start-up Costs	--	0.00	0.00	--	--
Office Operations	10,435.00	8,262.72	8,262.72	2,172.28	79.2%
Total Office Allowances		8,262.72	8,262.72		
Operational Resources					
Operational Resources	--	2,300.91	2,300.91	--	--
Total Operational Resources		2,300.91	2,300.91		
Travel & Living Allowances					
House in Session	--	0.00	0.00	--	--
House Not in Session	--	0.00	0.00	--	--
Intra & Extra-Constituency Travel	5,217.00	2,884.96	2,884.96	2,332.04	55.3%
Helicopter Travel	--	0.00	0.00	--	--
Total Travel & Living Allowances		2,884.96	2,884.96		
Constituency Allowance					
Constituency Allowance	2,609.00	1,971.49	1,971.49	637.51	75.6%
Total Constituency Allowance		1,971.49	1,971.49		
Total Expenditures					
		15,420.08	15,420.08		

---- End of Report ----



House of Assembly
Newfoundland and Labrador
Member Accountability and Disclosure Report
Expenditures Summarized by Category
01-Apr-16 to 31-Mar-17

Letto, Graham, MHA

Allowance Category	Expenditure Limit for Fiscal Year 2016/17 (Net of HST)	Expenditures Processed 01-Apr-16 to 31-Mar-17 (Net of HST)	Expenditures Year to Date 01-Apr-16 to 31-Mar-17 (Net of HST)	Funds Available (Net of HST)	Percent Expended to Date
Office Allowances					
Office Accommodations	14,400.00	14,400.00	14,400.00	0.00	100.0%
Rental of Short-term Accommodations	--	0.00	0.00	--	--
Office Start-up Costs	636.00	0.00	0.00	636.00	0.0%
Office Operations	10,435.00	3,286.70	3,286.70	7,148.30	31.5%
Total Office Allowances		17,686.70	17,686.70		
Operational Resources					
Operational Resources	--	5,745.70	5,745.70	--	--
Total Operational Resources		5,745.70	5,745.70		
Travel & Living Allowances					
House in Session	--	17,527.31	17,527.31	--	--
House Not in Session	--	26,291.09	26,291.09	--	--
Intra & Extra-Constituency Travel	5,739.00	2,921.48	2,921.48	2,817.52	50.9%
Helicopter Travel	--	0.00	0.00	--	--
Total Travel & Living Allowances		46,739.88	46,739.88		
Constituency Allowance					
Constituency Allowance	2,609.00	2,292.09	2,292.09	316.91	87.9%
Total Constituency Allowance		2,292.09	2,292.09		
Total Expenditures					
		72,464.37	72,464.37		

---- End of Report ----



House of Assembly
Newfoundland and Labrador
Member Accountability and Disclosure Report
Expenditures Summarized by Category
01-Apr-16 to 31-Mar-17

MICHAEL, LORRAINE, MHA

Allowance Category	Expenditure Limit for Fiscal Year 2016/17 (Net of HST)	Expenditures Processed 01-Apr-16 to 31-Mar-17 (Net of HST)	Expenditures Year to Date 01-Apr-16 to 31-Mar-17 (Net of HST)	Funds Available (Net of HST)	Percent Expended to Date
Office Allowances					
Office Accommodations	--	0.00	0.00	--	--
Rental of Short-term Accommodations	--	0.00	0.00	--	--
Office Start-up Costs	--	0.00	0.00	--	--
Office Operations	10,435.00	7,938.61	7,938.61	2,496.39	76.1%
Total Office Allowances		7,938.61	7,938.61		
Operational Resources					
Operational Resources	--	2,449.43	2,449.43	--	--
Total Operational Resources		2,449.43	2,449.43		
Travel & Living Allowances					
House in Session	--	0.00	0.00	--	--
House Not in Session	--	0.00	0.00	--	--
Intra & Extra-Constituency Travel	5,217.00	465.56	465.56	4,751.44	8.9%
Helicopter Travel	--	0.00	0.00	--	--
Total Travel & Living Allowances		465.56	465.56		
Constituency Allowance					
Constituency Allowance	2,609.00	549.06	549.06	2,059.94	21.0%
Total Constituency Allowance		549.06	549.06		
Total Expenditures		11,402.66	11,402.66		

---- End of Report ----



House of Assembly
Newfoundland and Labrador
Member Accountability and Disclosure Report
Expenditures Summarized by Category
01-Apr-16 to 31-Mar-17

MITCHELMORE, CHRISTOPHER, MHA

Allowance Category	Expenditure Limit for Fiscal Year 2016/17 (Net of HST)	Expenditures Processed 01-Apr-16 to 31-Mar-17 (Net of HST)	Expenditures Year to Date 01-Apr-16 to 31-Mar-17 (Net of HST)	Funds Available (Net of HST)	Percent Expended to Date
Office Allowances					
Office Accommodations	--	0.00	0.00	--	--
Rental of Short-term Accommodations	--	0.00	0.00	--	--
Office Start-up Costs	--	0.00	0.00	--	--
Office Operations	10,435.00	7,256.39	7,256.39	3,178.61	69.5%
Total Office Allowances		7,256.39	7,256.39		
Operational Resources					
Operational Resources	--	5,541.98	5,541.98	--	--
Total Operational Resources		5,541.98	5,541.98		
Travel & Living Allowances					
House in Session	--	24,224.11	24,224.11	--	--
House Not in Session	--	0.00	0.00	--	--
Intra & Extra-Constituency Travel	10,609.00	5,258.44	5,258.44	5,350.56	49.6%
Helicopter Travel	--	0.00	0.00	--	--
Total Travel & Living Allowances		29,482.55	29,482.55		
Constituency Allowance					
Constituency Allowance	2,609.00	1,474.51	1,474.51	1,134.49	56.5%
Total Constituency Allowance		1,474.51	1,474.51		
Total Expenditures					
		43,755.43	43,755.43		

---- End of Report ----



House of Assembly
Newfoundland and Labrador
Member Accountability and Disclosure Report
Expenditures Summarized by Category
01-Apr-16 to 31-Mar-17

OSBORNE, TOM, MHA

Allowance Category	Expenditure Limit for Fiscal Year 2016/17 (Net of HST)	Expenditures Processed 01-Apr-16 to 31-Mar-17 (Net of HST)	Expenditures Year to Date 01-Apr-16 to 31-Mar-17 (Net of HST)	Funds Available (Net of HST)	Percent Expended to Date
Office Allowances					
Office Accommodations	--	0.00	0.00	--	--
Rental of Short-term Accommodations	--	0.00	0.00	--	--
Office Start-up Costs	--	0.00	0.00	--	--
Office Operations	10,435.00	373.94	373.94	10,061.06	3.6%
Total Office Allowances		373.94	373.94		
Operational Resources					
Operational Resources	--	3,682.32	3,682.32	--	--
Total Operational Resources		3,682.32	3,682.32		
Travel & Living Allowances					
House in Session	--	0.00	0.00	--	--
House Not in Session	--	0.00	0.00	--	--
Intra & Extra-Constituency Travel	5,217.00	0.00	0.00	5,217.00	0.0%
Helicopter Travel	--	0.00	0.00	--	--
Total Travel & Living Allowances		0.00	0.00		
Constituency Allowance					
Constituency Allowance	2,609.00	1,086.88	1,086.88	1,522.12	41.7%
Total Constituency Allowance		1,086.88	1,086.88		
Total Expenditures					
		5,143.14	5,143.14		

---- End of Report ----



House of Assembly
Newfoundland and Labrador
Member Accountability and Disclosure Report
Expenditures Summarized by Category
01-Apr-16 to 31-Mar-17

Parsley, Betty, MHA

Allowance Category	Expenditure Limit for Fiscal Year 2016/17 (Net of HST)	Expenditures Processed 01-Apr-16 to 31-Mar-17 (Net of HST)	Expenditures Year to Date 01-Apr-16 to 31-Mar-17 (Net of HST)	Funds Available (Net of HST)	Percent Expended to Date
Office Allowances					
Office Accommodations	18,600.00	18,600.00	18,600.00	0.00	100.0%
Rental of Short-term Accommodations	--	0.00	0.00	--	--
Office Start-up Costs	837.00	0.00	0.00	837.00	0.0%
Office Operations	10,435.00	4,694.27	4,694.27	5,740.73	45.0%
Total Office Allowances		23,294.27	23,294.27		
Operational Resources					
Operational Resources	--	8,720.17	8,720.17	--	--
Total Operational Resources		8,720.17	8,720.17		
Travel & Living Allowances					
House in Session	--	2,782.30	2,782.30	--	--
House Not in Session	--	234.94	234.94	--	--
Intra & Extra-Constituency Travel	6,609.00	2,854.38	2,854.38	3,754.62	43.2%
Helicopter Travel	--	0.00	0.00	--	--
Total Travel & Living Allowances		5,871.62	5,871.62		
Constituency Allowance					
Constituency Allowance	2,609.00	612.26	612.26	1,996.74	23.5%
Total Constituency Allowance		612.26	612.26		
Total Expenditures					
		38,498.32	38,498.32		

---- End of Report ----



House of Assembly
Newfoundland and Labrador
Member Accountability and Disclosure Report
Expenditures Summarized by Category
01-Apr-16 to 31-Mar-17

PARSONS, ANDREW, MHA

Allowance Category	Expenditure Limit for Fiscal Year 2016/17 (Net of HST)	Expenditures Processed 01-Apr-16 to 31-Mar-17 (Net of HST)	Expenditures Year to Date 01-Apr-16 to 31-Mar-17 (Net of HST)	Funds Available (Net of HST)	Percent Expended to Date
Office Allowances					
Office Accommodations	12,000.00	12,000.00	12,000.00	0.00	100.0%
Rental of Short-term Accommodations	--	0.00	0.00	--	--
Office Start-up Costs	--	0.00	0.00	--	--
Office Operations	10,435.00	5,880.02	5,880.02	4,554.98	56.3%
Total Office Allowances		17,880.02	17,880.02		
Operational Resources					
Operational Resources	--	7,404.20	7,404.20	--	--
Total Operational Resources		7,404.20	7,404.20		
Travel & Living Allowances					
House in Session	--	33,708.72	33,708.72	--	--
House Not in Session	--	624.81	624.81	--	--
Intra & Extra-Constituency Travel	9,826.00	4,975.57	4,975.57	4,850.43	50.6%
Helicopter Travel	18,261.00	0.00	0.00	18,261.00	0.0%
Total Travel & Living Allowances		39,309.10	39,309.10		
Constituency Allowance					
Constituency Allowance	2,609.00	981.35	981.35	1,627.65	37.6%
Total Constituency Allowance		981.35	981.35		
Total Expenditures					
		65,574.67	65,574.67		

---- End of Report ----



House of Assembly
Newfoundland and Labrador
Member Accountability and Disclosure Report
Expenditures Summarized by Category
01-Apr-16 to 31-Mar-17

PARSONS, KEVIN, MHA

Allowance Category	Expenditure Limit for Fiscal Year 2016/17 (Net of HST)	Expenditures Processed 01-Apr-16 to 31-Mar-17 (Net of HST)	Expenditures Year to Date 01-Apr-16 to 31-Mar-17 (Net of HST)	Funds Available (Net of HST)	Percent Expended to Date
Office Allowances					
Office Accommodations	--	0.00	0.00	--	--
Rental of Short-term Accommodations	--	0.00	0.00	--	--
Office Start-up Costs	--	0.00	0.00	--	--
Office Operations	10,435.00	3,136.08	3,136.08	7,298.92	30.1%
Total Office Allowances		3,136.08	3,136.08		
Operational Resources					
Operational Resources	--	3,735.58	3,735.58	--	--
Total Operational Resources		3,735.58	3,735.58		
Travel & Living Allowances					
House in Session	--	0.00	0.00	--	--
House Not in Session	--	0.00	0.00	--	--
Intra & Extra-Constituency Travel	6,261.00	1,222.51	1,222.51	5,038.49	19.5%
Helicopter Travel	--	0.00	0.00	--	--
Total Travel & Living Allowances		1,222.51	1,222.51		
Constituency Allowance					
Constituency Allowance	2,609.00	1,198.96	1,198.96	1,410.04	46.0%
Total Constituency Allowance		1,198.96	1,198.96		
Total Expenditures					
		9,293.13	9,293.13		

---- End of Report ----



House of Assembly
Newfoundland and Labrador
Member Accountability and Disclosure Report
Expenditures Summarized by Category
01-Apr-16 to 31-Mar-17

Parsons, Pam, MHA

Allowance Category	Expenditure Limit for Fiscal Year 2016/17 (Net of HST)	Expenditures Processed 01-Apr-16 to 31-Mar-17 (Net of HST)	Expenditures Year to Date 01-Apr-16 to 31-Mar-17 (Net of HST)	Funds Available (Net of HST)	Percent Expended to Date
Office Allowances					
Office Accommodations	11,316.00	11,313.48	11,313.48	2.52	100.0%
Rental of Short-term Accommodations	--	0.00	0.00	--	--
Office Start-up Costs	216.00	34.18	34.18	181.82	15.8%
Office Operations	10,435.00	5,794.15	5,794.15	4,640.85	55.5%
Total Office Allowances		17,141.81	17,141.81		
Operational Resources					
Operational Resources	--	7,612.40	7,612.40	--	--
Total Operational Resources		7,612.40	7,612.40		
Travel & Living Allowances					
House in Session	--	8,601.49	8,601.49	--	--
House Not in Session	--	5,381.22	5,381.22	--	--
Intra & Extra-Constituency Travel	6,696.00	3,896.61	3,896.61	2,799.39	58.2%
Helicopter Travel	--	0.00	0.00	--	--
Total Travel & Living Allowances		17,879.32	17,879.32		
Constituency Allowance					
Constituency Allowance	2,609.00	574.97	574.97	2,034.03	22.0%
Total Constituency Allowance		574.97	574.97		
Total Expenditures					
		43,208.50	43,208.50		

---- End of Report ----



House of Assembly
Newfoundland and Labrador
Member Accountability and Disclosure Report
Expenditures Summarized by Category
01-Apr-16 to 31-Mar-17

PERRY, TRACEY, MHA

Allowance Category	Expenditure Limit for Fiscal Year 2016/17 (Net of HST)	Expenditures Processed 01-Apr-16 to 31-Mar-17 (Net of HST)	Expenditures Year to Date 01-Apr-16 to 31-Mar-17 (Net of HST)	Funds Available (Net of HST)	Percent Expended to Date
Office Allowances					
Office Accommodations	9,492.00	9,492.00	9,492.00	0.00	100.0%
Rental of Short-term Accommodations	--	0.00	0.00	--	--
Office Start-up Costs	--	0.00	0.00	--	--
Office Operations	10,435.00	8,065.78	8,065.78	2,369.22	77.3%
Total Office Allowances		17,557.78	17,557.78		
Operational Resources					
Operational Resources	--	7,154.34	7,154.34	--	--
Total Operational Resources		7,154.34	7,154.34		
Travel & Living Allowances					
House in Session	--	26,437.75	26,437.75	--	--
House Not in Session	--	2,493.67	2,493.67	--	--
Intra & Extra-Constituency Travel	14,174.00	1,523.87	1,523.87	12,650.13	10.8%
Helicopter Travel	21,391.00	0.00	0.00	21,391.00	0.0%
Total Travel & Living Allowances		30,455.29	30,455.29		
Constituency Allowance					
Constituency Allowance	2,609.00	336.43	336.43	2,272.57	12.9%
Total Constituency Allowance		336.43	336.43		
Total Expenditures					
		55,503.84	55,503.84		

---- End of Report ----



House of Assembly
Newfoundland and Labrador
Member Accountability and Disclosure Report
Expenditures Summarized by Category
01-Apr-16 to 31-Mar-17

Petten, Barry, MHA

Allowance Category	Expenditure Limit for Fiscal Year 2016/17 (Net of HST)	Expenditures Processed 01-Apr-16 to 31-Mar-17 (Net of HST)	Expenditures Year to Date 01-Apr-16 to 31-Mar-17 (Net of HST)	Funds Available (Net of HST)	Percent Expended to Date
Office Allowances					
Office Accommodations	24,360.00	18,676.00	18,676.00	5,684.00	76.7%
Rental of Short-term Accommodations	--	0.00	0.00	--	--
Office Start-up Costs	266.00	0.00	0.00	266.00	0.0%
Office Operations	10,435.00	5,973.04	5,973.04	4,461.96	57.2%
Total Office Allowances		24,649.04	24,649.04		
Operational Resources					
Operational Resources	--	7,540.91	7,540.91	--	--
Total Operational Resources		7,540.91	7,540.91		
Travel & Living Allowances					
House in Session	--	0.00	0.00	--	--
House Not in Session	--	0.00	0.00	--	--
Intra & Extra-Constituency Travel	5,304.00	0.00	0.00	5,304.00	0.0%
Helicopter Travel	--	0.00	0.00	--	--
Total Travel & Living Allowances		0.00	0.00		
Constituency Allowance					
Constituency Allowance	2,609.00	676.46	676.46	1,932.54	25.9%
Total Constituency Allowance		676.46	676.46		
Total Expenditures					
		32,866.41	32,866.41		

---- End of Report ----



House of Assembly
Newfoundland and Labrador
Member Accountability and Disclosure Report
Expenditures Summarized by Category
01-Apr-16 to 31-Mar-17

REID, SCOTT, MHA

Allowance Category	Expenditure Limit for Fiscal Year 2016/17 (Net of HST)	Expenditures Processed 01-Apr-16 to 31-Mar-17 (Net of HST)	Expenditures Year to Date 01-Apr-16 to 31-Mar-17 (Net of HST)	Funds Available (Net of HST)	Percent Expended to Date
Office Allowances					
Office Accommodations	--	0.00	0.00	--	--
Rental of Short-term Accommodations	--	0.00	0.00	--	--
Office Start-up Costs	--	0.00	0.00	--	--
Office Operations	10,435.00	10,035.34	10,035.34	399.66	96.2%
Total Office Allowances		10,035.34	10,035.34		
Operational Resources					
Operational Resources	--	7,355.58	7,355.58	--	--
Total Operational Resources		7,355.58	7,355.58		
Travel & Living Allowances					
House in Session	--	23,025.49	23,025.49	--	--
House Not in Session	--	12,890.03	12,890.03	--	--
Intra & Extra-Constituency Travel	7,304.00	7,303.95	7,303.95	0.05	100.0%
Helicopter Travel	--	0.00	0.00	--	--
Total Travel & Living Allowances		43,219.47	43,219.47		
Constituency Allowance					
Constituency Allowance	2,609.00	1,255.07	1,255.07	1,353.93	48.1%
Total Constituency Allowance		1,255.07	1,255.07		
Total Expenditures					
		61,865.46	61,865.46		

---- End of Report ----



House of Assembly
Newfoundland and Labrador
Member Accountability and Disclosure Report
Expenditures Summarized by Category
01-Apr-16 to 31-Mar-17

ROGERS, GERRY, MHA

Allowance Category	Expenditure Limit for Fiscal Year 2016/17 (Net of HST)	Expenditures Processed 01-Apr-16 to 31-Mar-17 (Net of HST)	Expenditures Year to Date 01-Apr-16 to 31-Mar-17 (Net of HST)	Funds Available (Net of HST)	Percent Expended to Date
Office Allowances					
Office Accommodations	--	0.00	0.00	--	--
Rental of Short-term Accommodations	--	0.00	0.00	--	--
Office Start-up Costs	--	0.00	0.00	--	--
Office Operations	10,435.00	3,903.71	3,903.71	6,531.29	37.4%
Total Office Allowances		3,903.71	3,903.71		
Operational Resources					
Operational Resources	--	4,124.65	4,124.65	--	--
Total Operational Resources		4,124.65	4,124.65		
Travel & Living Allowances					
House in Session	--	0.00	0.00	--	--
House Not in Session	--	0.00	0.00	--	--
Intra & Extra-Constituency Travel	5,217.00	1,327.44	1,327.44	3,889.56	25.4%
Helicopter Travel	--	0.00	0.00	--	--
Total Travel & Living Allowances		1,327.44	1,327.44		
Constituency Allowance					
Constituency Allowance	2,609.00	1,698.53	1,698.53	910.47	65.1%
Total Constituency Allowance		1,698.53	1,698.53		
Total Expenditures					
		11,054.33	11,054.33		

---- End of Report ----



House of Assembly
Newfoundland and Labrador
Member Accountability and Disclosure Report
Expenditures Summarized by Category
01-Apr-16 to 31-Mar-17

Trimper, Perry, MHA

Allowance Category	Expenditure Limit for Fiscal Year 2016/17 (Net of HST)	Expenditures Processed 01-Apr-16 to 31-Mar-17 (Net of HST)	Expenditures Year to Date 01-Apr-16 to 31-Mar-17 (Net of HST)	Funds Available (Net of HST)	Percent Expended to Date
Office Allowances					
Office Accommodations	--	0.00	0.00	--	--
Rental of Short-term Accommodations	--	0.00	0.00	--	--
Office Start-up Costs	574.00	0.00	0.00	574.00	0.0%
Office Operations	10,435.00	1,953.12	1,953.12	8,481.88	18.7%
Total Office Allowances		1,953.12	1,953.12		
Operational Resources					
Operational Resources	--	3,480.54	3,480.54	--	--
Total Operational Resources		3,480.54	3,480.54		
Travel & Living Allowances					
House in Session	--	21,128.79	21,128.79	--	--
House Not in Session	--	530.96	530.96	--	--
Intra & Extra-Constituency Travel	6,957.00	434.81	434.81	6,522.19	6.2%
Helicopter Travel	--	0.00	0.00	--	--
Total Travel & Living Allowances		22,094.56	22,094.56		
Constituency Allowance					
Constituency Allowance	2,609.00	223.44	223.44	2,385.56	8.6%
Total Constituency Allowance		223.44	223.44		
Total Expenditures					
		27,751.66	27,751.66		

---- End of Report ----



House of Assembly
Newfoundland and Labrador
Member Accountability and Disclosure Report
Expenditures Summarized by Category
01-Apr-16 to 31-Mar-17

Warr, Brian, MHA

Allowance Category	Expenditure Limit for Fiscal Year 2016/17 (Net of HST)	Expenditures Processed 01-Apr-16 to 31-Mar-17 (Net of HST)	Expenditures Year to Date 01-Apr-16 to 31-Mar-17 (Net of HST)	Funds Available (Net of HST)	Percent Expended to Date
Office Allowances					
Office Accommodations	10,296.00	10,099.41	10,099.41	196.59	98.1%
Rental of Short-term Accommodations	--	0.00	0.00	--	--
Office Start-up Costs	339.00	0.00	0.00	339.00	0.0%
Office Operations	10,435.00	3,934.02	3,934.02	6,500.98	37.7%
Total Office Allowances		14,033.43	14,033.43		
Operational Resources					
Operational Resources	--	4,264.95	4,264.95	--	--
Total Operational Resources		4,264.95	4,264.95		
Travel & Living Allowances					
House in Session	--	12,832.62	12,832.62	--	--
House Not in Session	--	4,315.34	4,315.34	--	--
Intra & Extra-Constituency Travel	10,957.00	5,554.70	5,554.70	5,402.30	50.7%
Helicopter Travel	--	0.00	0.00	--	--
Total Travel & Living Allowances		22,702.66	22,702.66		
Constituency Allowance					
Constituency Allowance	2,609.00	1,652.53	1,652.53	956.47	63.3%
Total Constituency Allowance		1,652.53	1,652.53		
Total Expenditures					
		42,653.57	42,653.57		

---- End of Report ----

**House of Assembly Management Commission
Briefing Note**

Title: **Financial Reports - April 1, 2017 to June 30, 2017**

Issue: **Review of:**

- 1. Financial Performance of the Legislature; and**
- 2. Approved Allocations and Actual Expenditures of Members of the House of Assembly.**

Background:

- Paragraph 20(5)(a) of the *House of Assembly Accountability, Integrity and Administration Act* (the Act) states that the House of Assembly Management Commission shall “regularly, and at least quarterly, review the financial performance of the House of Assembly as well as the actual expenditures of members compared with approved allocations.”
- The details of the financial performance of the Legislature (excluding the Office of the Auditor General) are included in the attached Statement of Revenue and Expenditure for the three-month period ended June 30, 2017. The reports show the actual expenditures and revenues for the fiscal year. All known savings or overruns over budgeted amounts are identified in the report and explanations are provided for significant amounts.
- The details of the financial performance of the Office of the Auditor General are shown on a separate Statement of Revenue and Expenditure for the three-month period ended June 30, 2017. The reports show the actual expenditures and revenues for the fiscal year. All known savings or overruns over budgeted amounts are identified in the report and explanations are provided for any significant amounts.
- The actual expenditures compared with the approved allocations for each Member are included in the Members’ Expenditures Summarized by Category reports for the period April 1, 2017 to June 30, 2017. The Reports include the expenditures for June in the columns entitled “Expenditures Processed 01-Jun-17 to 30-Jun-17 (Net of HST)” and the expenditures for the first quarter of the year in the column entitled “Expenditures Year to Date 01-Apr-17 to 30-Jun-17 (Net of HST)”.

Analysis:

Legal Consultation:
Not applicable

Internal Consultation(s):

Not applicable

External Consultation(s):

Not applicable

Comparison to Government Policy:

Not applicable

Financial Impact:

Not applicable

Legislative Impact:

Not applicable

Options:

Not applicable

Status:

Not applicable

Action Required:

- For review purposes

Drafted by: Jennifer Bragg

Approved by: Sandra Barnes

Approved by:

Date: September 22, 2017

Attachments:

1. Statement of Revenue and Expenditure – Legislature (excluding the Office of the Auditor General)
2. Statement of Revenue and Expenditure – Office of the Auditor General
3. Member Accountability and Disclosure Reports



LEGISLATURE (excluding The Office of the Auditor General)
STATEMENT OF REVENUE AND EXPENDITURE
For the Period 1 April 2017 to 30 June 2017
Unaudited

	Original Estimates	Operating Budget	Expenditures Plus Encumbrances & Revenues	Projected Total Expenditures & Revenue	Projected Savings (Over- runs) from Original Budget		Projected Savings (Over- runs) from Operating Budget
1.1.01. ADMINISTRATIVE SUPPORT							
01. Salaries	1,854,800	1,854,800	495,460	1,947,800	(93,000)	1	(93,000)
Operating Accounts:							
<i>Employee Benefits</i>	4,500	4,500	3,330	4,500	-		-
<i>Transportation and Communications</i>	61,300	61,300	22,846	61,300	-		-
<i>Supplies</i>	36,200	36,200	8,573	36,200	-		-
<i>Professional Services</i>	71,100	71,100	38,890	71,100	-		-
<i>Purchased Services</i>	62,000	62,000	16,747	62,000	-		-
<i>Property, Furnishings and Equipment</i>	92,500	91,000	1,390	91,000	1,500	2	-
02. Operating Accounts	327,600	326,100	91,776	326,100	1,500		-
	2,182,400	2,180,900	587,236	2,273,900	(91,500)		(93,000)
02. Revenue - Provincial	-	-	(160)	(200)	200		200
Total: Administrative Support	2,182,400	2,180,900	587,076	2,273,700	(91,300)		(92,800)

1. Overrun due to unbudgeted severance and paid leave costs.

2. Savings as expenditures for office equipment is budgeted for the House of Assembly Service, Caucus and Statutory Offices in this activity. Funds transferred when required.



LEGISLATURE (excluding The Office of the Auditor General)
STATEMENT OF REVENUE AND EXPENDITURE
For the Period 1 April 2017 to 30 June 2017
Unaudited

	Original Estimates	Operating Budget	Expenditures Plus Encumbrances & Revenues	Projected Total Expenditures & Revenue	Projected Savings (Over- runs) from Original Budget	Projected Savings (Over- runs) from Operating Budget
1.1.02. LEGISLATIVE LIBRARY AND RECORDS MANAGEMENT						
01. Salaries	660,500	660,500	171,469	660,500	(0)	(0)
Operating Accounts:						
<i>Employee Benefits</i>	900	2,000	1,907	2,000	(1,100) ¹	-
<i>Transportation and Communications</i>	10,200	9,100	1,893	9,100	1,100 ²	-
<i>Supplies</i>	47,000	47,000	3,524	47,000	-	-
<i>Purchased Services</i>	8,500	8,500	555	8,500	-	-
02. Operating Accounts	66,600	66,600	7,879	66,600	0	-
Total: Legislative Library and Records Management	727,100	727,100	179,348	727,100	(0)	(0)

1. Projected overrun due to higher than anticipated conference registration fees.

2. Projected savings as travel to conferences are less than anticipated.



LEGISLATURE (excluding The Office of the Auditor General)
STATEMENT OF REVENUE AND EXPENDITURE
For the Period 1 April 2017 to 30 June 2017
Unaudited

	Original Estimates	Operating Budget	Expenditures Plus Encumbrances & Revenues	Projected Total Expenditures & Revenue	Projected Savings (Over- runs) from Original Budget	Projected Savings (Over- runs) from Operating Budget
1.1.03. HANSARD AND THE BROADCAST CENTRE						
01. Salaries	638,000	638,000	165,471	638,000	-	-
Operating Accounts:						
<i>Employee Benefits</i>	600	600	600	600	-	-
<i>Transportation and Communications</i>	7,300	7,300	2,045	7,300	-	-
<i>Supplies</i>	21,900	21,900	2,728	21,900	-	-
<i>Purchased Services</i>	248,500	248,500	219,559	248,500	-	-
<i>Property, Furnishings and Equipment</i>	10,000	10,000	915	10,000	-	-
02. Operating Accounts	288,300	288,300	225,847	288,300	-	-
	926,300	926,300	391,318	926,300	-	-
02. Revenue - Provincial			-		-	-
Total: Hansard and the Broadcast Centre	926,300	926,300	391,318	926,300	-	-



LEGISLATURE (excluding The Office of the Auditor General)
STATEMENT OF REVENUE AND EXPENDITURE
For the Period 1 April 2017 to 30 June 2017
Unaudited

	Original Estimates	Operating Budget	Expenditures Plus Encumbrances & Revenues	Projected Total Expenditures & Revenue	Projected Savings (Over- runs) from Original Budget	Projected Savings (Over- runs) from Operating Budget
1.1.04. MEMBERS' RESOURCES						
01. Salaries	6,463,600	6,463,600	1,665,843	6,463,600	-	-
Operating Accounts:						
<i>Transportation and Communications</i>	5,200	5,200	-	5,200	(0)	(0)
<i>Professional Services</i>	-	-	-	(0)		
<i>Purchased Services</i>	10,000	10,000	-	10,000	0	0
02. Operating Accounts	15,200	15,200	-	15,200	0	0
09. Allowances and Assistance	2,363,800	2,363,800	377,662	2,363,800	-	-
10. Grants and Subsidies	1,500	1,500	475	1,500	-	-
	8,844,100	8,844,100	2,043,980	8,844,100	0	0
02. Revenue - Provincial	-	-	(10,714)	(35,500)	35,500	35,500
Total: Members' Resources	8,844,100	8,844,100	2,033,266	8,808,600	35,500	35,500

1. Revenues mainly related to repayment of excess constituency allowance.



LEGISLATURE (excluding The Office of the Auditor General)
STATEMENT OF REVENUE AND EXPENDITURE
For the Period 1 April 2017 to 30 June 2017
Unaudited

	Original Estimates	Operating Budget	Expenditures Plus Encumbrances & Revenues	Projected Total Expenditures & Revenue	Projected Savings (Over- runs) from Original Budget	Projected Savings (Over- runs) from Operating Budget
1.1.05. HOUSE OPERATIONS						
01. Salaries	212,400	212,400	57,928	212,400	-	-
Operating Accounts:						
<i>Employee Benefits</i>	5,900	5,900	2,100	5,900	-	-
<i>Transportation and Communications</i>	125,700	125,700	1,469	125,700	(0)	(0)
<i>Supplies</i>	14,500	14,500	4,120	14,500	-	-
<i>Professional Services</i>	3,900	3,900	-	3,900	-	-
<i>Purchased Services</i>	31,500	31,500	648	31,500	(0)	(0)
<i>Property, Furnishings and Equipment</i>	1,700	1,700	-	1,700	-	-
02. Operating Accounts	183,200	183,200	8,337	183,200	(0)	(0)
10. Grants and Subsidies	11,500	11,500	475	11,500	-	-
	407,100	407,100	66,740	407,100	(0)	(0)
02. Revenue - Provincial					-	-
Total: House Operations	407,100	407,100	66,740	407,100	(0)	(0)



LEGISLATURE (excluding The Office of the Auditor General)
STATEMENT OF REVENUE AND EXPENDITURE
For the Period 1 April 2017 to 30 June 2017
Unaudited

	Original Estimates	Operating Budget	Expenditures Plus Encumbrances & Revenues	Projected Total Expenditures & Revenue	Projected Savings (Over- runs) from Original Budget	Projected Savings (Over- runs) from Operating Budget
1.1.06. GOVERNMENT MEMBERS CAUCUS						
01. Salaries	567,200	567,200	179,667	567,200	0	0
Operating Accounts:						
<i>Employee Benefits</i>	1,700	1,700	-	1,700	0	0
<i>Transportation and Communications</i>	23,000	23,000	4,481	23,000	-	-
<i>Supplies</i>	13,200	13,200	3,816	13,200	-	-
<i>Purchased Services</i>	10,000	10,000	5,255	10,000	-	-
<i>Property, Furnishings and Equipment</i>	3,200	3,200	443	3,200	-	-
02. Operating Accounts	51,100	51,100	13,995	51,100	0	0
10. Grants and Subsidies	41,400	41,400	13,785	41,400	0	0
Total: Government Members Caucus	659,700	659,700	207,447	659,700	0	0



LEGISLATURE (excluding The Office of the Auditor General)
STATEMENT OF REVENUE AND EXPENDITURE
For the Period 1 April 2017 to 30 June 2017
Unaudited

	Original Estimates	Operating Budget	Expenditures Plus Encumbrances & Revenues	Projected Total Expenditures & Revenue	Projected Savings (Over- runs) from Original Budget	Projected Savings (Over- runs) from Operating Budget
1.1.07. OFFICIAL OPPOSITION CAUCUS						
01. Salaries	927,700	927,700	233,814	927,700	-	-
Operating Accounts:						
<i>Employee Benefits</i>	2,500	2,500	961	2,500	-	-
<i>Transportation and Communications</i>	75,900	75,900	8,157	75,900	-	-
<i>Supplies</i>	19,900	19,900	2,494	19,900	-	-
<i>Purchased Services</i>	18,700	18,700	7,745	18,700	-	-
<i>Property, Furnishings and Equipment</i>	4,700	4,700	-	4,700	-	-
02. Operating Accounts	121,700	121,700	19,357	121,700	-	-
10. Grants and Subsidies	11,500	11,500	3,803	11,500	0	0
Total: Official Opposition Caucus	1,060,900	1,060,900	256,974	1,060,900	0	0



LEGISLATURE (excluding The Office of the Auditor General)
STATEMENT OF REVENUE AND EXPENDITURE
For the Period 1 April 2017 to 30 June 2017
Unaudited

	Original Estimates	Operating Budget	Expenditures Plus Encumbrances & Revenues	Projected Total Expenditures & Revenue	Projected Savings (Over- runs) from Original Budget	Projected Savings (Over- runs) from Operating Budget
1.1.08. THIRD PARTY CAUCUS						
01. Salaries	352,400	352,400	88,366	352,400	-	-
Operating Accounts:						
<i>Employee Benefits</i>	1,000	1,000	-	1,000	(0)	(0)
<i>Transportation and Communications</i>	13,600	10,100	2,100	10,100	3,500 ¹	-
<i>Supplies</i>	7,800	6,000	2,660	6,000	1,800 ²	-
<i>Purchased Services</i>	5,900	11,200	11,175	11,200	(5,300) ³	-
<i>Property, Furnishings and Equipment</i>	1,900	1,900	26	1,900	-	-
02. Operating Accounts	30,200	30,200	15,961	30,200	0	(0)
10. Grants and Subsidies	11,500	11,500	3,803	11,500	0	0
Total: Third Party Caucus	394,100	394,100	108,130	394,100	0	0

1. Savings as travel expenditures are less than anticipated.
2. Savings as expenditures for office supplies were less than anticipated.
3. Overrun as costs for metering and subscriptions are more than anticipated.

TOTAL HOUSE OF ASSEMBLY

15,201,700	15,200,200	3,830,299	15,257,500	(55,800)	(57,300)
-------------------	-------------------	------------------	-------------------	-----------------	-----------------



LEGISLATURE (excluding The Office of the Auditor General)
STATEMENT OF REVENUE AND EXPENDITURE
For the Period 1 April 2017 to 30 June 2017
Unaudited

	Original Estimates	Operating Budget	Expenditures Plus Encumbrances & Revenues	Projected Total Expenditures & Revenue	Projected Savings (Over- runs) from Original Budget	Projected Savings (Over- runs) from Operating Budget
3.1.01. OFFICE OF THE CHIEF ELECTORAL OFFICER						
01. Salaries	864,400	864,400	211,077	864,400	0	0
Operating Accounts:						
<i>Employee Benefits</i>	4,500	4,500	1,699	4,500	-	-
<i>Transportation and Communications</i>	46,900	46,900	6,017	46,900	(0)	(0)
<i>Supplies</i>	9,000	9,000	883	9,000	(0)	(0)
<i>Professional Services</i>	33,000	33,000	4,425	33,000	(0)	(0)
<i>Purchased Services</i>	146,000	146,000	38,679	146,000	-	-
<i>Property, Furnishings and Equipment</i>	7,000	7,000	1,621	7,000	-	-
02. Operating Accounts	246,400	246,400	53,324	246,400	(0)	(0)
10. Grants and Subsidies					-	-
	1,110,800	1,110,800	264,401	1,110,800	0	0
02. Revenue - Provincial	-	-			-	-
Total: Office of the Chief Electoral Officer	1,110,800	1,110,800	264,401	1,110,800	0	0



LEGISLATURE (excluding The Office of the Auditor General)
STATEMENT OF REVENUE AND EXPENDITURE
For the Period 1 April 2017 to 30 June 2017
Unaudited

	Original Estimates	Operating Budget	Expenditures Plus Encumbrances & Revenues	Projected Total Expenditures & Revenue	Projected Savings (Over- runs) from Original Budget	Projected Savings (Over- runs) from Operating Budget
4.1.01. OFFICE OF THE CITIZENS' REPRESENTATIVE						
01. Salaries	677,000	677,000	179,638	677,000	-	-
Operating Accounts:						
<i>Employee Benefits</i>	8,000	8,000	4,517	8,000	-	-
<i>Transportation and Communications</i>	34,800	34,800	5,192	34,800	-	-
<i>Supplies</i>	5,000	5,000	1,447	5,000	0	0
<i>Professional Services</i>	12,000	12,000	-	12,000	0	0
<i>Purchased Services</i>	85,400	85,400	20,437	85,400	-	-
<i>Property, Furnishings and Equipment</i>	4,000	4,000	190	4,000	-	-
02. Operating Accounts	149,200	149,200	31,783	149,200	0	0
Total: Office of the Citizens' Representative	826,200	826,200	211,421	826,200	0	0



LEGISLATURE (excluding The Office of the Auditor General)
STATEMENT OF REVENUE AND EXPENDITURE
For the Period 1 April 2017 to 30 June 2017
Unaudited

	Original Estimates	Operating Budget	Expenditures Plus Encumbrances & Revenues	Projected Total Expenditures & Revenue	Projected Savings (Over- runs) from Original Budget	Projected Savings (Over- runs) from Operating Budget
5.1.01. OFFICE OF THE CHILD AND YOUTH ADVOCATE						
01. Salaries	1,150,100	1,150,100	275,424	1,150,100	-	-
Operating Accounts:						
<i>Employee Benefits</i>	3,500	3,500	1,764	3,500	-	-
<i>Transportation and Communications</i>	55,400	55,400	9,460	55,400	-	-
<i>Supplies</i>	6,000	6,000	1,814	6,000	-	-
<i>Professional Services</i>	19,000	19,000	525	19,000	-	-
<i>Purchased Services</i>	160,900	160,900	42,157	160,900	(0)	(0)
<i>Property, Furnishings and Equipment</i>	4,000	4,000	-	4,000	-	-
02. Operating Accounts	248,800	248,800	55,720	248,800	(0)	(0)
Total: Office of the Child and Youth Advocate	1,398,900	1,398,900	331,144	1,398,900	(0)	(0)



LEGISLATURE (excluding The Office of the Auditor General)
STATEMENT OF REVENUE AND EXPENDITURE
For the Period 1 April 2017 to 30 June 2017
Unaudited

	Original Estimates	Operating Budget	Expenditures Plus Encumbrances & Revenues	Projected Total Expenditures & Revenue	Projected Savings (Over- runs) from Original Budget	Projected Savings (Over- runs) from Operating Budget
6.1.01. OFFICE OF THE INFORMATION AND PRIVACY COMMISSIONER						
01. Salaries	1,116,800	1,116,800	291,269	1,116,800	-	-
Operating Accounts:						
<i>Employee Benefits</i>	6,500	6,500	1,980	6,500	-	-
<i>Transportation and Communications</i>	32,800	32,800	6,472	32,800	-	-
<i>Supplies</i>	7,700	7,700	2,707	7,700	0	0
<i>Professional Services</i>	50,000	50,000	7,341	50,000	-	-
<i>Purchased Services</i>	122,400	122,400	30,506	122,400	-	-
<i>Property, Furnishings and Equipment</i>	1,000	1,000	172	1,000	(0)	(0)
02. Operating Accounts	220,400	220,400	49,178	220,400	(0)	(0)
Total: Office of the Information and Commissioner	1,337,200	1,337,200	340,447	1,337,200	(0)	(0)



LEGISLATURE (excluding The Office of the Auditor General)
STATEMENT OF REVENUE AND EXPENDITURE
For the Period 1 April 2017 to 30 June 2017
Unaudited

	Original Estimates	Operating Budget	Expenditures Plus Encumbrances & Revenues	Projected Total Expenditures & Revenue	Projected Savings (Over- runs) from Original Budget	Projected Savings (Over- runs) from Operating Budget
7.1.01. OFFICE OF THE SENIORS' ADVOCATE						
01. Salaries	386,400	386,400	-	386,400	-	-
Operating Accounts:						
<i>Employee Benefits</i>	5,700	5,700	-	5,700	-	-
<i>Transportation and Communications</i>	35,000	35,000	-	35,000	-	-
<i>Supplies</i>	6,800	6,800	-	6,800	-	-
<i>Professional Services</i>	9,000	9,000	-	9,000	-	-
<i>Purchased Services</i>	52,100	52,100	-	52,100	-	-
<i>Property, Furnishings and Equipment</i>	5,000	6,500	6,495	6,500	(1,500) ¹	-
02. Operating Accounts	113,600	115,100	6,495	115,100	(1,500)	-
Total: Office of the Seniors' Advocate	500,000	501,500	6,495	501,500	(1,500)	-
TOTAL LEGISLATURE (Excluding the Office of the Auditor General)	20,374,800	20,374,800	4,984,207	20,432,100	- (57,300)	- (57,300)

1. Overrun due to the first time setup of the Office of the Seniors' Advocate.



**OFFICE OF THE AUDITOR GENERAL
STATEMENT OF REVENUE AND EXPENDITURE
For the Period 1 April 2017 to 30 June 2017
Unaudited**

	Original Estimates	Operating Budget	Actual Expenditures and Revenue	Projected Total Expenditures and Revenue	Projected Savings (Over- runs) from Original Budget	Projected Savings (Over- runs) from Operating Budget
2.1.012. Office of the Auditor General						
01. Salaries	3,234,800	3,234,800	787,254	3,221,100	13,700 ¹	13,700
02. Employee Benefits	94,800	94,800	6,618	94,800	-	-
03. Transportation and Communications	112,200	112,200	21,785	112,200	-	-
04. Supplies	64,400	64,400	16,286	64,400	-	-
05. Professional Services	99,000	99,000	33,434	112,700	(13,700) ²	(13,700)
06. Purchased Services	266,800	266,800	81,724	266,800	-	-
07. Property, Furnishings and Equipment	21,100	21,100	1,416	21,100	-	-
Total: Office of the Auditor General	3,893,100	3,893,100	948,517	3,893,100	-	-



House of Assembly
Newfoundland and Labrador
Member Accountability and Disclosure Report
Expenditures Summarized by Category
01-Jun-17 to 30-Jun-17

BALL, DWIGHT, MHA

Allowance Category	Expenditure Limit for Fiscal Year 2017/18 (Net of HST)	Expenditures Processed 01-Jun-17 to 30-Jun-17 (Net of HST)	Expenditures Year to Date 01-Apr-17 to 30-Jun-17 (Net of HST)	Funds Available (Net of HST)	Percent Expended to Date
Office Allowances					
Office Accommodations	12,300.00	824.00	2,472.00	9,828.00	20.1%
Rental of Short-term Accommodations	--	0.00	0.00	--	--
Office Start-up Costs	--	0.00	0.00	--	--
Office Operations	10,435.00	0.00	415.58	10,019.42	4.0%
Total Office Allowances		824.00	2,887.58		
Operational Resources					
Operational Resources	--	293.12	592.39	--	--
Total Operational Resources		293.12	592.39		
Travel & Living Allowances					
House in Session	--	1,859.14	3,166.83	--	--
House Not in Session	--	0.00	0.00	--	--
Intra & Extra-Constituency Travel	10,957.00	148.95	209.30	10,747.70	1.9%
Helicopter Travel	--	0.00	0.00	--	--
Total Travel & Living Allowances		2,008.09	3,376.13		
Constituency Allowance					
Constituency Allowance	2,609.00	0.00	0.00	2,609.00	0.0%
Total Constituency Allowance		0.00	0.00		
Total Expenditures					
		3,125.21	6,856.10		

---- End of Report ----



House of Assembly
Newfoundland and Labrador
Member Accountability and Disclosure Report
Expenditures Summarized by Category
01-Jun-17 to 30-Jun-17

BENNETT, CATHY, MHA

Allowance Category	Expenditure Limit for Fiscal Year 2017/18 (Net of HST)	Expenditures Processed 01-Jun-17 to 30-Jun-17 (Net of HST)	Expenditures Year to Date 01-Apr-17 to 30-Jun-17 (Net of HST)	Funds Available (Net of HST)	Percent Expended to Date
Office Allowances					
Office Accommodations	--	0.00	0.00	--	--
Rental of Short-term Accommodations	--	0.00	0.00	--	--
Office Start-up Costs	--	0.00	0.00	--	--
Office Operations	10,435.00	0.00	0.00	10,435.00	0.0%
Total Office Allowances		0.00	0.00		
Operational Resources					
Operational Resources	--	140.55	241.74	--	--
Total Operational Resources		140.55	241.74		
Travel & Living Allowances					
House in Session	--	0.00	0.00	--	--
House Not in Session	--	0.00	0.00	--	--
Intra & Extra-Constituency Travel	5,217.00	0.00	0.00	5,217.00	0.0%
Helicopter Travel	--	0.00	0.00	--	--
Total Travel & Living Allowances		0.00	0.00		
Constituency Allowance					
Constituency Allowance	2,609.00	0.00	0.00	2,609.00	0.0%
Total Constituency Allowance		0.00	0.00		
Total Expenditures					
		140.55	241.74		

---- End of Report ----



House of Assembly
Newfoundland and Labrador
Member Accountability and Disclosure Report
Expenditures Summarized by Category
01-Jun-17 to 30-Jun-17

Bennett, Derek, MHA

Allowance Category	Expenditure Limit for Fiscal Year 2017/18 (Net of HST)	Expenditures Processed 01-Jun-17 to 30-Jun-17 (Net of HST)	Expenditures Year to Date 01-Apr-17 to 30-Jun-17 (Net of HST)	Funds Available (Net of HST)	Percent Expended to Date
Office Allowances					
Office Accommodations	--	0.00	0.00	--	--
Rental of Short-term Accommodations	--	0.00	0.00	--	--
Office Start-up Costs	--	0.00	0.00	--	--
Office Operations	10,435.00	55.75	291.14	10,143.86	2.8%
Total Office Allowances		55.75	291.14		
Operational Resources					
Operational Resources	--	451.14	979.52	--	--
Total Operational Resources		451.14	979.52		
Travel & Living Allowances					
House in Session	--	0.00	4,723.71	--	--
House Not in Session	--	0.00	382.90	--	--
Intra & Extra-Constituency Travel	8,000.00	0.00	611.04	7,388.96	7.6%
Helicopter Travel	--	0.00	0.00	--	--
Total Travel & Living Allowances		0.00	5,717.65		
Constituency Allowance					
Constituency Allowance	2,609.00	0.00	0.00	2,609.00	0.0%
Total Constituency Allowance		0.00	0.00		
Total Expenditures					
		506.89	6,988.31		

---- End of Report ----



House of Assembly
Newfoundland and Labrador
Member Accountability and Disclosure Report
Expenditures Summarized by Category
01-Jun-17 to 30-Jun-17

Bragg, Derrick, MHA

Allowance Category	Expenditure Limit for Fiscal Year 2017/18 (Net of HST)	Expenditures Processed 01-Jun-17 to 30-Jun-17 (Net of HST)	Expenditures Year to Date 01-Apr-17 to 30-Jun-17 (Net of HST)	Funds Available (Net of HST)	Percent Expended to Date
Office Allowances					
Office Accommodations	14,400.00	1,200.00	3,600.00	10,800.00	25.0%
Rental of Short-term Accommodations	--	0.00	0.00	--	--
Office Start-up Costs	--	0.00	0.00	--	--
Office Operations	10,435.00	98.84	148.84	10,286.16	1.4%
Total Office Allowances		1,298.84	3,748.84		
Operational Resources					
Operational Resources	--	446.43	898.17	--	--
Total Operational Resources		446.43	898.17		
Travel & Living Allowances					
House in Session	--	765.21	5,561.50	--	--
House Not in Session	--	0.00	0.00	--	--
Intra & Extra-Constituency Travel	11,043.00	1,339.92	2,313.84	8,729.16	21.0%
Helicopter Travel	--	0.00	0.00	--	--
Total Travel & Living Allowances		2,105.13	7,875.34		
Constituency Allowance					
Constituency Allowance	2,609.00	221.93	221.93	2,387.07	8.5%
Total Constituency Allowance		221.93	221.93		
Total Expenditures					
		4,072.33	12,744.28		

---- End of Report ----



House of Assembly
Newfoundland and Labrador
Member Accountability and Disclosure Report
Expenditures Summarized by Category
01-Jun-17 to 30-Jun-17

BRAZIL, DAVID, MHA

Allowance Category	Expenditure Limit for Fiscal Year 2017/18 (Net of HST)	Expenditures Processed 01-Jun-17 to 30-Jun-17 (Net of HST)	Expenditures Year to Date 01-Apr-17 to 30-Jun-17 (Net of HST)	Funds Available (Net of HST)	Percent Expended to Date
Office Allowances					
Office Accommodations	--	0.00	0.00	--	--
Rental of Short-term Accommodations	--	0.00	0.00	--	--
Office Start-up Costs	--	0.00	0.00	--	--
Office Operations	10,435.00	235.54	1,794.19	8,640.81	17.2%
Total Office Allowances		235.54	1,794.19		
Operational Resources					
Operational Resources	--	160.36	370.14	--	--
Total Operational Resources		160.36	370.14		
Travel & Living Allowances					
House in Session	--	0.00	0.00	--	--
House Not in Session	--	0.00	0.00	--	--
Intra & Extra-Constituency Travel	6,696.00	1,263.20	1,936.47	4,759.53	28.9%
Helicopter Travel	--	0.00	0.00	--	--
Total Travel & Living Allowances		1,263.20	1,936.47		
Constituency Allowance					
Constituency Allowance	2,609.00	55.48	144.33	2,464.67	5.5%
Total Constituency Allowance		55.48	144.33		
Total Expenditures		1,714.58	4,245.13		

---- End of Report ----



House of Assembly
Newfoundland and Labrador
Member Accountability and Disclosure Report
Expenditures Summarized by Category
01-Jun-17 to 30-Jun-17

Browne, Mark, MHA

Allowance Category	Expenditure Limit for Fiscal Year 2017/18 (Net of HST)	Expenditures Processed 01-Jun-17 to 30-Jun-17 (Net of HST)	Expenditures Year to Date 01-Apr-17 to 30-Jun-17 (Net of HST)	Funds Available (Net of HST)	Percent Expended to Date
Office Allowances					
Office Accommodations	16,000.00	1,333.33	3,999.99	12,000.01	25.0%
Rental of Short-term Accommodations	--	0.00	0.00	--	--
Office Start-up Costs	--	0.00	0.00	--	--
Office Operations	10,435.00	35.98	466.33	9,968.67	4.5%
Total Office Allowances		1,369.31	4,466.32		
Operational Resources					
Operational Resources	--	760.22	1,333.05	--	--
Total Operational Resources		760.22	1,333.05		
Travel & Living Allowances					
House in Session	--	0.00	0.00	--	--
House Not in Session	--	0.00	0.00	--	--
Intra & Extra-Constituency Travel	12,000.00	330.93	1,105.61	10,894.39	9.2%
Helicopter Travel	--	0.00	0.00	--	--
Total Travel & Living Allowances		330.93	1,105.61		
Constituency Allowance					
Constituency Allowance	2,609.00	0.00	0.00	2,609.00	0.0%
Total Constituency Allowance		0.00	0.00		
Total Expenditures					
		2,460.46	6,904.98		

---- End of Report ----



House of Assembly
Newfoundland and Labrador
Member Accountability and Disclosure Report
Expenditures Summarized by Category
01-Jun-17 to 30-Jun-17

Byrne, Gerry, MHA

Allowance Category	Expenditure Limit for Fiscal Year 2017/18 (Net of HST)	Expenditures Processed 01-Jun-17 to 30-Jun-17 (Net of HST)	Expenditures Year to Date 01-Apr-17 to 30-Jun-17 (Net of HST)	Funds Available (Net of HST)	Percent Expended to Date
Office Allowances					
Office Accommodations	--	0.00	0.00	--	--
Rental of Short-term Accommodations	--	0.00	0.00	--	--
Office Start-up Costs	--	0.00	0.00	--	--
Office Operations	10,435.00	0.00	611.60	9,823.40	5.9%
Total Office Allowances		0.00	611.60		
Operational Resources					
Operational Resources	--	307.57	582.30	--	--
Total Operational Resources		307.57	582.30		
Travel & Living Allowances					
House in Session	--	1,536.27	8,175.76	--	--
House Not in Session	--	0.00	103.47	--	--
Intra & Extra-Constituency Travel	5,217.00	0.00	0.00	5,217.00	0.0%
Helicopter Travel	--	0.00	0.00	--	--
Total Travel & Living Allowances		1,536.27	8,279.23		
Constituency Allowance					
Constituency Allowance	2,609.00	0.00	70.77	2,538.23	2.7%
Total Constituency Allowance		0.00	70.77		
Total Expenditures					
		1,843.84	9,543.90		

---- End of Report ----



House of Assembly
Newfoundland and Labrador
Member Accountability and Disclosure Report
Expenditures Summarized by Category
01-Jun-17 to 30-Jun-17

Coady, Siobhan, MHA

Allowance Category	Expenditure Limit for Fiscal Year 2017/18 (Net of HST)	Expenditures Processed 01-Jun-17 to 30-Jun-17 (Net of HST)	Expenditures Year to Date 01-Apr-17 to 30-Jun-17 (Net of HST)	Funds Available (Net of HST)	Percent Expended to Date
Office Allowances					
Office Accommodations	--	0.00	0.00	--	--
Rental of Short-term Accommodations	--	0.00	0.00	--	--
Office Start-up Costs	--	0.00	0.00	--	--
Office Operations	10,435.00	0.00	0.00	10,435.00	0.0%
Total Office Allowances		0.00	0.00		
Operational Resources					
Operational Resources	--	148.62	264.88	--	--
Total Operational Resources		148.62	264.88		
Travel & Living Allowances					
House in Session	--	0.00	0.00	--	--
House Not in Session	--	0.00	0.00	--	--
Intra & Extra-Constituency Travel	5,217.00	0.00	0.00	5,217.00	0.0%
Helicopter Travel	--	0.00	0.00	--	--
Total Travel & Living Allowances		0.00	0.00		
Constituency Allowance					
Constituency Allowance	2,609.00	173.80	173.80	2,435.20	6.7%
Total Constituency Allowance		173.80	173.80		
Total Expenditures					
		322.42	438.68		

---- End of Report ----



House of Assembly
Newfoundland and Labrador
Member Accountability and Disclosure Report
Expenditures Summarized by Category
01-Jun-17 to 30-Jun-17

CROCKER, STEVE, MHA

Allowance Category	Expenditure Limit for Fiscal Year 2017/18 (Net of HST)	Expenditures Processed 01-Jun-17 to 30-Jun-17 (Net of HST)	Expenditures Year to Date 01-Apr-17 to 30-Jun-17 (Net of HST)	Funds Available (Net of HST)	Percent Expended to Date
Office Allowances					
Office Accommodations	13,101.00	1,091.67	3,275.01	9,825.99	25.0%
Rental of Short-term Accommodations	--	0.00	0.00	--	--
Office Start-up Costs	--	0.00	0.00	--	--
Office Operations	10,435.00	119.36	119.36	10,315.64	1.1%
Total Office Allowances		1,211.03	3,394.37		
Operational Resources					
Operational Resources	--	311.14	605.36	--	--
Total Operational Resources		311.14	605.36		
Travel & Living Allowances					
House in Session	--	1,588.65	1,588.65	--	--
House Not in Session	--	61.24	61.24	--	--
Intra & Extra-Constituency Travel	7,478.00	93.64	93.64	7,384.36	1.3%
Helicopter Travel	--	0.00	0.00	--	--
Total Travel & Living Allowances		1,743.53	1,743.53		
Constituency Allowance					
Constituency Allowance	2,609.00	0.00	0.00	2,609.00	0.0%
Total Constituency Allowance		0.00	0.00		
Total Expenditures					
		3,265.70	5,743.26		

---- End of Report ----



House of Assembly
Newfoundland and Labrador
Member Accountability and Disclosure Report
Expenditures Summarized by Category
01-Jun-17 to 30-Jun-17

Davis, Bernard, MHA

Allowance Category	Expenditure Limit for Fiscal Year 2017/18 (Net of HST)	Expenditures Processed 01-Jun-17 to 30-Jun-17 (Net of HST)	Expenditures Year to Date 01-Apr-17 to 30-Jun-17 (Net of HST)	Funds Available (Net of HST)	Percent Expended to Date
Office Allowances					
Office Accommodations	--	0.00	0.00	--	--
Rental of Short-term Accommodations	--	0.00	0.00	--	--
Office Start-up Costs	--	0.00	0.00	--	--
Office Operations	10,435.00	2,945.50	3,264.00	7,171.00	31.3%
Total Office Allowances		2,945.50	3,264.00		
Operational Resources					
Operational Resources	--	508.06	688.58	--	--
Total Operational Resources		508.06	688.58		
Travel & Living Allowances					
House in Session	--	0.00	0.00	--	--
House Not in Session	--	0.00	0.00	--	--
Intra & Extra-Constituency Travel	5,217.00	17.39	17.39	5,199.61	0.3%
Helicopter Travel	--	0.00	0.00	--	--
Total Travel & Living Allowances		17.39	17.39		
Constituency Allowance					
Constituency Allowance	2,609.00	340.65	627.95	1,981.05	24.1%
Total Constituency Allowance		340.65	627.95		
Total Expenditures					
		3,811.60	4,597.92		

---- End of Report ----



House of Assembly
Newfoundland and Labrador
Member Accountability and Disclosure Report
Expenditures Summarized by Category
01-Jun-17 to 30-Jun-17

DAVIS, PAUL, MHA

Allowance Category	Expenditure Limit for Fiscal Year 2017/18 (Net of HST)	Expenditures Processed 01-Jun-17 to 30-Jun-17 (Net of HST)	Expenditures Year to Date 01-Apr-17 to 30-Jun-17 (Net of HST)	Funds Available (Net of HST)	Percent Expended to Date
Office Allowances					
Office Accommodations	--	0.00	0.00	--	--
Rental of Short-term Accommodations	--	0.00	0.00	--	--
Office Start-up Costs	--	0.00	0.00	--	--
Office Operations	10,435.00	154.95	946.30	9,488.70	9.1%
Total Office Allowances		154.95	946.30		
Operational Resources					
Operational Resources	--	155.62	316.41	--	--
Total Operational Resources		155.62	316.41		
Travel & Living Allowances					
House in Session	--	0.00	0.00	--	--
House Not in Session	--	0.00	0.00	--	--
Intra & Extra-Constituency Travel	5,217.00	0.00	0.00	5,217.00	0.0%
Helicopter Travel	--	0.00	0.00	--	--
Total Travel & Living Allowances		0.00	0.00		
Constituency Allowance					
Constituency Allowance	2,609.00	0.00	0.00	2,609.00	0.0%
Total Constituency Allowance		0.00	0.00		
Total Expenditures					
		310.57	1,262.71		

---- End of Report ----



House of Assembly
Newfoundland and Labrador
Member Accountability and Disclosure Report
Expenditures Summarized by Category
01-Jun-17 to 30-Jun-17

Dean, Jerry, MHA

Allowance Category	Expenditure Limit for Fiscal Year 2017/18 (Net of HST)	Expenditures Processed 01-Jun-17 to 30-Jun-17 (Net of HST)	Expenditures Year to Date 01-Apr-17 to 30-Jun-17 (Net of HST)	Funds Available (Net of HST)	Percent Expended to Date
Office Allowances					
Office Accommodations	19,200.00	1,600.00	4,800.00	14,400.00	25.0%
Rental of Short-term Accommodations	--	0.00	0.00	--	--
Office Start-up Costs	--	0.00	0.00	--	--
Office Operations	10,435.00	0.00	310.00	10,125.00	3.0%
Total Office Allowances		1,600.00	5,110.00		
Operational Resources					
Operational Resources	--	303.15	551.75	--	--
Total Operational Resources		303.15	551.75		
Travel & Living Allowances					
House in Session	--	6,827.14	6,827.14	--	--
House Not in Session	--	87.72	87.72	--	--
Intra & Extra-Constituency Travel	9,391.00	441.35	441.35	8,949.65	4.7%
Helicopter Travel	--	0.00	0.00	--	--
Total Travel & Living Allowances		7,356.21	7,356.21		
Constituency Allowance					
Constituency Allowance	2,609.00	0.00	0.00	2,609.00	0.0%
Total Constituency Allowance		0.00	0.00		
Total Expenditures		9,259.36	13,017.96		

---- End of Report ----



House of Assembly
Newfoundland and Labrador
Member Accountability and Disclosure Report
Expenditures Summarized by Category
01-Jun-17 to 30-Jun-17

DEMPSTER, LISA, MHA

Allowance Category	Expenditure Limit for Fiscal Year 2017/18 (Net of HST)	Expenditures Processed 01-Jun-17 to 30-Jun-17 (Net of HST)	Expenditures Year to Date 01-Apr-17 to 30-Jun-17 (Net of HST)	Funds Available (Net of HST)	Percent Expended to Date
Office Allowances					
Office Accommodations	13,860.00	1,155.00	3,465.00	10,395.00	25.0%
Rental of Short-term Accommodations	--	0.00	0.00	--	--
Office Start-up Costs	--	0.00	0.00	--	--
Office Operations	10,435.00	13.50	18.00	10,417.00	0.2%
Total Office Allowances		1,168.50	3,483.00		
Operational Resources					
Operational Resources	--	665.70	2,562.83	--	--
Total Operational Resources		665.70	2,562.83		
Travel & Living Allowances					
House in Session	--	3,509.77	8,878.04	--	--
House Not in Session	--	75.31	75.31	--	--
Intra & Extra-Constituency Travel	22,261.00	546.34	2,071.66	20,189.34	9.3%
Helicopter Travel	18,261.00	0.00	0.00	18,261.00	0.0%
Total Travel & Living Allowances		4,131.42	11,025.01		
Constituency Allowance					
Constituency Allowance	2,609.00	107.97	107.97	2,501.03	4.1%
Total Constituency Allowance		107.97	107.97		
Total Expenditures					
		6,073.59	17,178.81		

---- End of Report ----



House of Assembly
Newfoundland and Labrador
Member Accountability and Disclosure Report
Expenditures Summarized by Category
01-Jun-17 to 30-Jun-17

EDMUNDS, RANDY, MHA

Allowance Category	Expenditure Limit for Fiscal Year 2017/18 (Net of HST)	Expenditures Processed 01-Jun-17 to 30-Jun-17 (Net of HST)	Expenditures Year to Date 01-Apr-17 to 30-Jun-17 (Net of HST)	Funds Available (Net of HST)	Percent Expended to Date
Office Allowances					
Office Accommodations	--	0.00	0.00	--	--
Rental of Short-term Accommodations	--	0.00	0.00	--	--
Office Start-up Costs	--	0.00	0.00	--	--
Office Operations	10,435.00	10.00	70.00	10,365.00	0.7%
Total Office Allowances		10.00	70.00		
Operational Resources					
Operational Resources	--	322.81	763.20	--	--
Total Operational Resources		322.81	763.20		
Travel & Living Allowances					
House in Session	--	0.00	6,771.83	--	--
House Not in Session	--	0.00	188.38	--	--
Intra & Extra-Constituency Travel	18,000.00	0.00	61.43	17,938.57	0.3%
Helicopter Travel	9,130.00	0.00	0.00	9,130.00	0.0%
Total Travel & Living Allowances		0.00	7,021.64		
Constituency Allowance					
Constituency Allowance	2,609.00	0.00	0.00	2,609.00	0.0%
Total Constituency Allowance		0.00	0.00		
Total Expenditures					
		332.81	7,854.84		

---- End of Report ----



House of Assembly
Newfoundland and Labrador
Member Accountability and Disclosure Report
Expenditures Summarized by Category
01-Jun-17 to 30-Jun-17

Finn, John, MHA

Allowance Category	Expenditure Limit for Fiscal Year 2017/18 (Net of HST)	Expenditures Processed 01-Jun-17 to 30-Jun-17 (Net of HST)	Expenditures Year to Date 01-Apr-17 to 30-Jun-17 (Net of HST)	Funds Available (Net of HST)	Percent Expended to Date
Office Allowances					
Office Accommodations	8,963.00	746.90	2,240.70	6,722.30	25.0%
Rental of Short-term Accommodations	--	0.00	0.00	--	--
Office Start-up Costs	--	0.00	0.00	--	--
Office Operations	10,435.00	129.30	633.10	9,801.90	6.1%
Total Office Allowances		876.20	2,873.80		
Operational Resources					
Operational Resources	--	544.82	1,094.66	--	--
Total Operational Resources		544.82	1,094.66		
Travel & Living Allowances					
House in Session	--	3,961.05	3,961.05	--	--
House Not in Session	--	944.90	944.90	--	--
Intra & Extra-Constituency Travel	5,913.00	750.04	837.46	5,075.54	14.2%
Helicopter Travel	--	0.00	0.00	--	--
Total Travel & Living Allowances		5,655.99	5,743.41		
Constituency Allowance					
Constituency Allowance	2,609.00	0.00	0.00	2,609.00	0.0%
Total Constituency Allowance		0.00	0.00		
Total Expenditures		7,077.01	9,711.87		

---- End of Report ----



House of Assembly
Newfoundland and Labrador
Member Accountability and Disclosure Report
Expenditures Summarized by Category
01-Jun-17 to 30-Jun-17

Gambin - Walsh, Sherry, MHA

Allowance Category	Expenditure Limit for Fiscal Year 2017/18 (Net of HST)	Expenditures Processed 01-Jun-17 to 30-Jun-17 (Net of HST)	Expenditures Year to Date 01-Apr-17 to 30-Jun-17 (Net of HST)	Funds Available (Net of HST)	Percent Expended to Date
Office Allowances					
Office Accommodations	19,000.00	1,583.33	4,749.99	14,250.01	25.0%
Rental of Short-term Accommodations	--	0.00	0.00	--	--
Office Start-up Costs	--	0.00	0.00	--	--
Office Operations	10,435.00	245.23	485.23	9,949.77	4.7%
Total Office Allowances		1,828.56	5,235.22		
Operational Resources					
Operational Resources	--	665.57	1,413.76	--	--
Total Operational Resources		665.57	1,413.76		
Travel & Living Allowances					
House in Session	--	1,312.55	2,030.41	--	--
House Not in Session	--	0.00	0.00	--	--
Intra & Extra-Constituency Travel	10,000.00	0.00	696.63	9,303.37	7.0%
Helicopter Travel	--	0.00	0.00	--	--
Total Travel & Living Allowances		1,312.55	2,727.04		
Constituency Allowance					
Constituency Allowance	2,609.00	0.00	0.00	2,609.00	0.0%
Total Constituency Allowance		0.00	0.00		
Total Expenditures					
		3,806.68	9,376.02		

---- End of Report ----



House of Assembly
Newfoundland and Labrador
Member Accountability and Disclosure Report
Expenditures Summarized by Category
01-Jun-17 to 30-Jun-17

Haggie, John, MHA

Allowance Category	Expenditure Limit for Fiscal Year 2017/18 (Net of HST)	Expenditures Processed 01-Jun-17 to 30-Jun-17 (Net of HST)	Expenditures Year to Date 01-Apr-17 to 30-Jun-17 (Net of HST)	Funds Available (Net of HST)	Percent Expended to Date
Office Allowances					
Office Accommodations	--	0.00	0.00	--	--
Rental of Short-term Accommodations	--	0.00	0.00	--	--
Office Start-up Costs	--	0.00	0.00	--	--
Office Operations	10,435.00	0.00	0.00	10,435.00	0.0%
Total Office Allowances		0.00	0.00		
Operational Resources					
Operational Resources	--	282.01	550.03	--	--
Total Operational Resources		282.01	550.03		
Travel & Living Allowances					
House in Session	--	2,349.41	5,297.00	--	--
House Not in Session	--	230.10	273.96	--	--
Intra & Extra-Constituency Travel	6,696.00	548.99	548.99	6,147.01	8.2%
Helicopter Travel	--	0.00	0.00	--	--
Total Travel & Living Allowances		3,128.50	6,119.95		
Constituency Allowance					
Constituency Allowance	2,609.00	0.00	0.00	2,609.00	0.0%
Total Constituency Allowance		0.00	0.00		
Total Expenditures					
		3,410.51	6,669.98		

---- End of Report ----



House of Assembly
Newfoundland and Labrador
Member Accountability and Disclosure Report
Expenditures Summarized by Category
01-Jun-17 to 30-Jun-17

Haley, Carol Anne, MHA

Allowance Category	Expenditure Limit for Fiscal Year 2017/18 (Net of HST)	Expenditures Processed 01-Jun-17 to 30-Jun-17 (Net of HST)	Expenditures Year to Date 01-Apr-17 to 30-Jun-17 (Net of HST)	Funds Available (Net of HST)	Percent Expended to Date
Office Allowances					
Office Accommodations	15,545.00	1,295.36	3,886.08	11,658.92	25.0%
Rental of Short-term Accommodations	--	0.00	0.00	--	--
Office Start-up Costs	--	0.00	0.00	--	--
Office Operations	10,435.00	0.00	592.92	9,842.08	5.7%
Total Office Allowances		1,295.36	4,479.00		
Operational Resources					
Operational Resources	--	472.98	1,026.16	--	--
Total Operational Resources		472.98	1,026.16		
Travel & Living Allowances					
House in Session	--	3,233.69	4,875.51	--	--
House Not in Session	--	0.00	1,127.19	--	--
Intra & Extra-Constituency Travel	11,043.00	172.16	811.26	10,231.74	7.3%
Helicopter Travel	--	0.00	0.00	--	--
Total Travel & Living Allowances		3,405.85	6,813.96		
Constituency Allowance					
Constituency Allowance	2,609.00	0.00	0.00	2,609.00	0.0%
Total Constituency Allowance		0.00	0.00		
Total Expenditures					
		5,174.19	12,319.12		

---- End of Report ----



House of Assembly
Newfoundland and Labrador
Member Accountability and Disclosure Report
Expenditures Summarized by Category
01-Jun-17 to 30-Jun-17

Hawkins, Allan, MHA

Allowance Category	Expenditure Limit for Fiscal Year 2017/18 (Net of HST)	Expenditures Processed 01-Jun-17 to 30-Jun-17 (Net of HST)	Expenditures Year to Date 01-Apr-17 to 30-Jun-17 (Net of HST)	Funds Available (Net of HST)	Percent Expended to Date
Office Allowances					
Office Accommodations	--	0.00	0.00	--	--
Rental of Short-term Accommodations	--	0.00	0.00	--	--
Office Start-up Costs	--	0.00	0.00	--	--
Office Operations	10,435.00	0.00	360.00	10,075.00	3.4%
Total Office Allowances		0.00	360.00		
Operational Resources					
Operational Resources	--	290.38	516.83	--	--
Total Operational Resources		290.38	516.83		
Travel & Living Allowances					
House in Session	--	595.90	4,014.22	--	--
House Not in Session	--	0.00	43.86	--	--
Intra & Extra-Constituency Travel	7,913.00	267.78	1,438.31	6,474.69	18.2%
Helicopter Travel	--	0.00	0.00	--	--
Total Travel & Living Allowances		863.68	5,496.39		
Constituency Allowance					
Constituency Allowance	2,609.00	8.33	8.33	2,600.67	0.3%
Total Constituency Allowance		8.33	8.33		
Total Expenditures		1,162.39	6,381.55		

---- End of Report ----



House of Assembly
Newfoundland and Labrador
Member Accountability and Disclosure Report
Expenditures Summarized by Category
01-Jun-17 to 30-Jun-17

Holloway, Colin, MHA

Allowance Category	Expenditure Limit for Fiscal Year 2017/18 (Net of HST)	Expenditures Processed 01-Jun-17 to 30-Jun-17 (Net of HST)	Expenditures Year to Date 01-Apr-17 to 30-Jun-17 (Net of HST)	Funds Available (Net of HST)	Percent Expended to Date
Office Allowances					
Office Accommodations	10,960.00	913.33	2,739.99	8,220.01	25.0%
Rental of Short-term Accommodations	--	0.00	0.00	--	--
Office Start-up Costs	--	0.00	0.00	--	--
Office Operations	10,435.00	63.03	289.54	10,145.46	2.8%
Total Office Allowances		976.36	3,029.53		
Operational Resources					
Operational Resources	--	424.72	749.80	--	--
Total Operational Resources		424.72	749.80		
Travel & Living Allowances					
House in Session	--	1,874.17	4,018.93	--	--
House Not in Session	--	368.36	368.36	--	--
Intra & Extra-Constituency Travel	11,043.00	909.90	1,671.17	9,371.83	15.1%
Helicopter Travel	--	0.00	0.00	--	--
Total Travel & Living Allowances		3,152.43	6,058.46		
Constituency Allowance					
Constituency Allowance	2,609.00	169.12	169.12	2,439.88	6.5%
Total Constituency Allowance		169.12	169.12		
Total Expenditures					
		4,722.63	10,006.91		

---- End of Report ----



House of Assembly
Newfoundland and Labrador
Member Accountability and Disclosure Report
Expenditures Summarized by Category
01-Jun-17 to 30-Jun-17

HUTCHINGS, KEITH, MHA

Allowance Category	Expenditure Limit for Fiscal Year 2017/18 (Net of HST)	Expenditures Processed 01-Jun-17 to 30-Jun-17 (Net of HST)	Expenditures Year to Date 01-Apr-17 to 30-Jun-17 (Net of HST)	Funds Available (Net of HST)	Percent Expended to Date
Office Allowances					
Office Accommodations	--	0.00	0.00	--	--
Rental of Short-term Accommodations	--	0.00	0.00	--	--
Office Start-up Costs	--	0.00	0.00	--	--
Office Operations	10,435.00	0.00	25.00	10,410.00	0.2%
Total Office Allowances		0.00	25.00		
Operational Resources					
Operational Resources	--	283.86	497.60	--	--
Total Operational Resources		283.86	497.60		
Travel & Living Allowances					
House in Session	--	0.00	0.00	--	--
House Not in Session	--	115.12	115.12	--	--
Intra & Extra-Constituency Travel	8,783.00	683.74	1,240.67	7,542.33	14.1%
Helicopter Travel	--	0.00	0.00	--	--
Total Travel & Living Allowances		798.86	1,355.79		
Constituency Allowance					
Constituency Allowance	2,609.00	0.00	0.00	2,609.00	0.0%
Total Constituency Allowance		0.00	0.00		
Total Expenditures		1,082.72	1,878.39		

---- End of Report ----



House of Assembly
Newfoundland and Labrador
Member Accountability and Disclosure Report
Expenditures Summarized by Category
01-Jun-17 to 30-Jun-17

JOYCE, EDDIE, MHA

Allowance Category	Expenditure Limit for Fiscal Year 2017/18 (Net of HST)	Expenditures Processed 01-Jun-17 to 30-Jun-17 (Net of HST)	Expenditures Year to Date 01-Apr-17 to 30-Jun-17 (Net of HST)	Funds Available (Net of HST)	Percent Expended to Date
Office Allowances					
Office Accommodations	--	0.00	0.00	--	--
Rental of Short-term Accommodations	--	0.00	0.00	--	--
Office Start-up Costs	--	0.00	0.00	--	--
Office Operations	10,435.00	100.00	1,010.81	9,424.19	9.7%
Total Office Allowances		100.00	1,010.81		
Operational Resources					
Operational Resources	--	331.21	605.93	--	--
Total Operational Resources		331.21	605.93		
Travel & Living Allowances					
House in Session	--	4,276.47	6,320.76	--	--
House Not in Session	--	89.48	204.91	--	--
Intra & Extra-Constituency Travel	10,870.00	208.57	867.71	10,002.29	8.0%
Helicopter Travel	--	0.00	0.00	--	--
Total Travel & Living Allowances		4,574.52	7,393.38		
Constituency Allowance					
Constituency Allowance	2,609.00	0.00	0.00	2,609.00	0.0%
Total Constituency Allowance		0.00	0.00		
Total Expenditures					
		5,005.73	9,010.12		

---- End of Report ----



House of Assembly
Newfoundland and Labrador
Member Accountability and Disclosure Report
Expenditures Summarized by Category
01-Jun-17 to 30-Jun-17

KENT, STEVE, MHA

Allowance Category	Expenditure Limit for Fiscal Year 2017/18 (Net of HST)	Expenditures Processed 01-Jun-17 to 30-Jun-17 (Net of HST)	Expenditures Year to Date 01-Apr-17 to 30-Jun-17 (Net of HST)	Funds Available (Net of HST)	Percent Expended to Date
Office Allowances					
Office Accommodations	--	0.00	0.00	--	--
Rental of Short-term Accommodations	--	0.00	0.00	--	--
Office Start-up Costs	--	0.00	0.00	--	--
Office Operations	10,435.00	40.00	190.00	10,245.00	1.8%
Total Office Allowances		40.00	190.00		
Operational Resources					
Operational Resources	--	240.58	454.08	--	--
Total Operational Resources		240.58	454.08		
Travel & Living Allowances					
House in Session	--	0.00	0.00	--	--
House Not in Session	--	0.00	0.00	--	--
Intra & Extra-Constituency Travel	5,217.00	0.00	0.00	5,217.00	0.0%
Helicopter Travel	--	0.00	0.00	--	--
Total Travel & Living Allowances		0.00	0.00		
Constituency Allowance					
Constituency Allowance	2,609.00	0.00	0.00	2,609.00	0.0%
Total Constituency Allowance		0.00	0.00		
Total Expenditures		280.58	644.08		

---- End of Report ----



House of Assembly
Newfoundland and Labrador
Member Accountability and Disclosure Report
Expenditures Summarized by Category
01-Jun-17 to 30-Jun-17

King, Neil, MHA

Allowance Category	Expenditure Limit for Fiscal Year 2017/18 (Net of HST)	Expenditures Processed 01-Jun-17 to 30-Jun-17 (Net of HST)	Expenditures Year to Date 01-Apr-17 to 30-Jun-17 (Net of HST)	Funds Available (Net of HST)	Percent Expended to Date
Office Allowances					
Office Accommodations	17,820.00	1,485.00	4,455.00	13,365.00	25.0%
Rental of Short-term Accommodations	--	0.00	0.00	--	--
Office Start-up Costs	--	0.00	0.00	--	--
Office Operations	10,435.00	668.07	981.84	9,453.16	9.4%
Total Office Allowances		2,153.07	5,436.84		
Operational Resources					
Operational Resources	--	454.93	957.02	--	--
Total Operational Resources		454.93	957.02		
Travel & Living Allowances					
House in Session	--	0.00	4,842.97	--	--
House Not in Session	--	0.00	937.85	--	--
Intra & Extra-Constituency Travel	9,739.00	193.33	1,019.83	8,719.17	10.5%
Helicopter Travel	--	0.00	0.00	--	--
Total Travel & Living Allowances		193.33	6,800.65		
Constituency Allowance					
Constituency Allowance	2,609.00	0.00	0.00	2,609.00	0.0%
Total Constituency Allowance		0.00	0.00		
Total Expenditures		2,801.33	13,194.51		

---- End of Report ----



House of Assembly
Newfoundland and Labrador
Member Accountability and Disclosure Report
Expenditures Summarized by Category
01-Jun-17 to 30-Jun-17

KIRBY, DALE, MHA

Allowance Category	Expenditure Limit for Fiscal Year 2017/18 (Net of HST)	Expenditures Processed 01-Jun-17 to 30-Jun-17 (Net of HST)	Expenditures Year to Date 01-Apr-17 to 30-Jun-17 (Net of HST)	Funds Available (Net of HST)	Percent Expended to Date
Office Allowances					
Office Accommodations	--	0.00	0.00	--	--
Rental of Short-term Accommodations	--	0.00	0.00	--	--
Office Start-up Costs	--	0.00	0.00	--	--
Office Operations	10,435.00	416.50	587.99	9,847.01	5.6%
Total Office Allowances		416.50	587.99		
Operational Resources					
Operational Resources	--	147.73	299.50	--	--
Total Operational Resources		147.73	299.50		
Travel & Living Allowances					
House in Session	--	0.00	0.00	--	--
House Not in Session	--	0.00	0.00	--	--
Intra & Extra-Constituency Travel	5,217.00	0.00	0.00	5,217.00	0.0%
Helicopter Travel	--	0.00	0.00	--	--
Total Travel & Living Allowances		0.00	0.00		
Constituency Allowance					
Constituency Allowance	2,609.00	90.99	368.54	2,240.46	14.1%
Total Constituency Allowance		90.99	368.54		
Total Expenditures					
		655.22	1,256.03		

---- End of Report ----



House of Assembly
Newfoundland and Labrador
Member Accountability and Disclosure Report
Expenditures Summarized by Category
01-Jun-17 to 30-Jun-17

LANE, PAUL, MHA

Allowance Category	Expenditure Limit for Fiscal Year 2017/18 (Net of HST)	Expenditures Processed 01-Jun-17 to 30-Jun-17 (Net of HST)	Expenditures Year to Date 01-Apr-17 to 30-Jun-17 (Net of HST)	Funds Available (Net of HST)	Percent Expended to Date
Office Allowances					
Office Accommodations	--	0.00	0.00	--	--
Rental of Short-term Accommodations	--	0.00	0.00	--	--
Office Start-up Costs	--	0.00	0.00	--	--
Office Operations	10,435.00	292.63	572.77	9,862.23	5.5%
Total Office Allowances		292.63	572.77		
Operational Resources					
Operational Resources	--	161.25	741.16	--	--
Total Operational Resources		161.25	741.16		
Travel & Living Allowances					
House in Session	--	0.00	0.00	--	--
House Not in Session	--	0.00	0.00	--	--
Intra & Extra-Constituency Travel	5,217.00	280.00	280.00	4,937.00	5.4%
Helicopter Travel	--	0.00	0.00	--	--
Total Travel & Living Allowances		280.00	280.00		
Constituency Allowance					
Constituency Allowance	2,609.00	23.77	23.77	2,585.23	0.9%
Total Constituency Allowance		23.77	23.77		
Total Expenditures		757.65	1,617.70		

---- End of Report ----



House of Assembly
Newfoundland and Labrador
Member Accountability and Disclosure Report
Expenditures Summarized by Category
01-Jun-17 to 30-Jun-17

Letto, Graham, MHA

Allowance Category	Expenditure Limit for Fiscal Year 2017/18 (Net of HST)	Expenditures Processed 01-Jun-17 to 30-Jun-17 (Net of HST)	Expenditures Year to Date 01-Apr-17 to 30-Jun-17 (Net of HST)	Funds Available (Net of HST)	Percent Expended to Date
Office Allowances					
Office Accommodations	14,400.00	0.00	0.00	14,400.00	0.0%
Rental of Short-term Accommodations	--	0.00	0.00	--	--
Office Start-up Costs	--	0.00	0.00	--	--
Office Operations	10,435.00	0.00	805.72	9,629.28	7.7%
Total Office Allowances		0.00	805.72		
Operational Resources					
Operational Resources	--	239.38	2,169.45	--	--
Total Operational Resources		239.38	2,169.45		
Travel & Living Allowances					
House in Session	--	1,835.83	4,517.95	--	--
House Not in Session	--	2,492.28	5,118.52	--	--
Intra & Extra-Constituency Travel	5,739.00	943.67	943.67	4,795.33	16.4%
Helicopter Travel	--	0.00	0.00	--	--
Total Travel & Living Allowances		5,271.78	10,580.14		
Constituency Allowance					
Constituency Allowance	2,609.00	474.12	474.12	2,134.88	18.2%
Total Constituency Allowance		474.12	474.12		
Total Expenditures					
		5,985.28	14,029.43		

---- End of Report ----



House of Assembly
Newfoundland and Labrador
Member Accountability and Disclosure Report
Expenditures Summarized by Category
01-Jun-17 to 30-Jun-17

MICHAEL, LORRAINE, MHA

Allowance Category	Expenditure Limit for Fiscal Year 2017/18 (Net of HST)	Expenditures Processed 01-Jun-17 to 30-Jun-17 (Net of HST)	Expenditures Year to Date 01-Apr-17 to 30-Jun-17 (Net of HST)	Funds Available (Net of HST)	Percent Expended to Date
Office Allowances					
Office Accommodations	--	0.00	0.00	--	--
Rental of Short-term Accommodations	--	0.00	0.00	--	--
Office Start-up Costs	--	0.00	0.00	--	--
Office Operations	10,435.00	180.04	443.54	9,991.46	4.3%
Total Office Allowances		180.04	443.54		
Operational Resources					
Operational Resources	--	130.38	262.33	--	--
Total Operational Resources		130.38	262.33		
Travel & Living Allowances					
House in Session	--	0.00	0.00	--	--
House Not in Session	--	0.00	0.00	--	--
Intra & Extra-Constituency Travel	5,217.00	0.00	0.00	5,217.00	0.0%
Helicopter Travel	--	0.00	0.00	--	--
Total Travel & Living Allowances		0.00	0.00		
Constituency Allowance					
Constituency Allowance	2,609.00	535.09	535.09	2,073.91	20.5%
Total Constituency Allowance		535.09	535.09		
Total Expenditures					
		845.51	1,240.96		

---- End of Report ----



House of Assembly
Newfoundland and Labrador
Member Accountability and Disclosure Report
Expenditures Summarized by Category
01-Jun-17 to 30-Jun-17

MITCHELMORE, CHRISTOPHER, MHA

Allowance Category	Expenditure Limit for Fiscal Year 2017/18 (Net of HST)	Expenditures Processed 01-Jun-17 to 30-Jun-17 (Net of HST)	Expenditures Year to Date 01-Apr-17 to 30-Jun-17 (Net of HST)	Funds Available (Net of HST)	Percent Expended to Date
Office Allowances					
Office Accommodations	--	0.00	0.00	--	--
Rental of Short-term Accommodations	--	0.00	0.00	--	--
Office Start-up Costs	--	0.00	0.00	--	--
Office Operations	10,435.00	135.00	276.75	10,158.25	2.7%
Total Office Allowances		135.00	276.75		
Operational Resources					
Operational Resources	--	391.80	940.77	--	--
Total Operational Resources		391.80	940.77		
Travel & Living Allowances					
House in Session	--	3,046.55	7,482.73	--	--
House Not in Session	--	0.00	95.22	--	--
Intra & Extra-Constituency Travel	10,609.00	287.50	1,554.82	9,054.18	14.7%
Helicopter Travel	--	0.00	0.00	--	--
Total Travel & Living Allowances		3,334.05	9,132.77		
Constituency Allowance					
Constituency Allowance	2,609.00	0.00	21.93	2,587.07	0.8%
Total Constituency Allowance		0.00	21.93		
Total Expenditures					
		3,860.85	10,372.22		

---- End of Report ----



House of Assembly
Newfoundland and Labrador
Member Accountability and Disclosure Report
Expenditures Summarized by Category
01-Jun-17 to 30-Jun-17

OSBORNE, TOM, MHA

Allowance Category	Expenditure Limit for Fiscal Year 2017/18 (Net of HST)	Expenditures Processed 01-Jun-17 to 30-Jun-17 (Net of HST)	Expenditures Year to Date 01-Apr-17 to 30-Jun-17 (Net of HST)	Funds Available (Net of HST)	Percent Expended to Date
Office Allowances					
Office Accommodations	--	0.00	0.00	--	--
Rental of Short-term Accommodations	--	0.00	0.00	--	--
Office Start-up Costs	--	0.00	0.00	--	--
Office Operations	10,435.00	0.00	0.00	10,435.00	0.0%
Total Office Allowances		0.00	0.00		
Operational Resources					
Operational Resources	--	222.70	418.61	--	--
Total Operational Resources		222.70	418.61		
Travel & Living Allowances					
House in Session	--	0.00	0.00	--	--
House Not in Session	--	0.00	0.00	--	--
Intra & Extra-Constituency Travel	5,217.00	0.00	0.00	5,217.00	0.0%
Helicopter Travel	--	0.00	0.00	--	--
Total Travel & Living Allowances		0.00	0.00		
Constituency Allowance					
Constituency Allowance	2,609.00	0.00	0.00	2,609.00	0.0%
Total Constituency Allowance		0.00	0.00		
Total Expenditures					
		222.70	418.61		

---- End of Report ----



House of Assembly
Newfoundland and Labrador
Member Accountability and Disclosure Report
Expenditures Summarized by Category
01-Jun-17 to 30-Jun-17

Parsley, Betty, MHA

Allowance Category	Expenditure Limit for Fiscal Year 2017/18 (Net of HST)	Expenditures Processed 01-Jun-17 to 30-Jun-17 (Net of HST)	Expenditures Year to Date 01-Apr-17 to 30-Jun-17 (Net of HST)	Funds Available (Net of HST)	Percent Expended to Date
Office Allowances					
Office Accommodations	19,800.00	1,650.00	4,950.00	14,850.00	25.0%
Rental of Short-term Accommodations	--	0.00	0.00	--	--
Office Start-up Costs	--	0.00	0.00	--	--
Office Operations	10,435.00	120.00	659.99	9,775.01	6.3%
Total Office Allowances		1,770.00	5,609.99		
Operational Resources					
Operational Resources	--	433.43	1,247.73	--	--
Total Operational Resources		433.43	1,247.73		
Travel & Living Allowances					
House in Session	--	0.00	0.00	--	--
House Not in Session	--	0.00	0.00	--	--
Intra & Extra-Constituency Travel	6,609.00	561.06	1,086.06	5,522.94	16.4%
Helicopter Travel	--	0.00	0.00	--	--
Total Travel & Living Allowances		561.06	1,086.06		
Constituency Allowance					
Constituency Allowance	2,609.00	0.00	0.00	2,609.00	0.0%
Total Constituency Allowance		0.00	0.00		
Total Expenditures					
		2,764.49	7,943.78		

---- End of Report ----



House of Assembly
Newfoundland and Labrador
Member Accountability and Disclosure Report
Expenditures Summarized by Category
01-Jun-17 to 30-Jun-17

PARSONS, ANDREW, MHA

Allowance Category	Expenditure Limit for Fiscal Year 2017/18 (Net of HST)	Expenditures Processed 01-Jun-17 to 30-Jun-17 (Net of HST)	Expenditures Year to Date 01-Apr-17 to 30-Jun-17 (Net of HST)	Funds Available (Net of HST)	Percent Expended to Date
Office Allowances					
Office Accommodations	13,200.00	1,000.00	3,000.00	10,200.00	22.7%
Rental of Short-term Accommodations	--	0.00	0.00	--	--
Office Start-up Costs	--	0.00	0.00	--	--
Office Operations	10,435.00	52.50	193.45	10,241.55	1.9%
Total Office Allowances		1,052.50	3,193.45		
Operational Resources					
Operational Resources	--	506.87	1,009.70	--	--
Total Operational Resources		506.87	1,009.70		
Travel & Living Allowances					
House in Session	--	2,648.07	10,640.65	--	--
House Not in Session	--	965.35	1,009.21	--	--
Intra & Extra-Constituency Travel	9,826.00	847.18	1,287.20	8,538.80	13.1%
Helicopter Travel	18,261.00	0.00	0.00	18,261.00	0.0%
Total Travel & Living Allowances		4,460.60	12,937.06		
Constituency Allowance					
Constituency Allowance	2,609.00	0.00	0.00	2,609.00	0.0%
Total Constituency Allowance		0.00	0.00		
Total Expenditures					
		6,019.97	17,140.21		

---- End of Report ----



House of Assembly
Newfoundland and Labrador
Member Accountability and Disclosure Report
Expenditures Summarized by Category
01-Jun-17 to 30-Jun-17

PARSONS, KEVIN, MHA

Allowance Category	Expenditure Limit for Fiscal Year 2017/18 (Net of HST)	Expenditures Processed 01-Jun-17 to 30-Jun-17 (Net of HST)	Expenditures Year to Date 01-Apr-17 to 30-Jun-17 (Net of HST)	Funds Available (Net of HST)	Percent Expended to Date
Office Allowances					
Office Accommodations	--	0.00	0.00	--	--
Rental of Short-term Accommodations	--	0.00	0.00	--	--
Office Start-up Costs	--	0.00	0.00	--	--
Office Operations	10,435.00	75.00	150.00	10,285.00	1.4%
Total Office Allowances		75.00	150.00		
Operational Resources					
Operational Resources	--	214.22	398.01	--	--
Total Operational Resources		214.22	398.01		
Travel & Living Allowances					
House in Session	--	0.00	0.00	--	--
House Not in Session	--	0.00	0.00	--	--
Intra & Extra-Constituency Travel	6,261.00	0.00	0.00	6,261.00	0.0%
Helicopter Travel	--	0.00	0.00	--	--
Total Travel & Living Allowances		0.00	0.00		
Constituency Allowance					
Constituency Allowance	2,609.00	0.00	0.00	2,609.00	0.0%
Total Constituency Allowance		0.00	0.00		
Total Expenditures					
		289.22	548.01		

---- End of Report ----



House of Assembly
Newfoundland and Labrador
Member Accountability and Disclosure Report
Expenditures Summarized by Category
01-Jun-17 to 30-Jun-17

Parsons, Pam, MHA

Allowance Category	Expenditure Limit for Fiscal Year 2017/18 (Net of HST)	Expenditures Processed 01-Jun-17 to 30-Jun-17 (Net of HST)	Expenditures Year to Date 01-Apr-17 to 30-Jun-17 (Net of HST)	Funds Available (Net of HST)	Percent Expended to Date
Office Allowances					
Office Accommodations	11,314.00	942.79	2,828.37	8,485.63	25.0%
Rental of Short-term Accommodations	--	0.00	0.00	--	--
Office Start-up Costs	--	0.00	0.00	--	--
Office Operations	10,435.00	0.00	755.54	9,679.46	7.2%
Total Office Allowances		942.79	3,583.91		
Operational Resources					
Operational Resources	--	510.27	1,022.18	--	--
Total Operational Resources		510.27	1,022.18		
Travel & Living Allowances					
House in Session	--	1,842.32	3,372.32	--	--
House Not in Session	--	29.28	629.96	--	--
Intra & Extra-Constituency Travel	6,696.00	202.29	415.48	6,280.52	6.2%
Helicopter Travel	--	0.00	0.00	--	--
Total Travel & Living Allowances		2,073.89	4,417.76		
Constituency Allowance					
Constituency Allowance	2,609.00	0.00	0.00	2,609.00	0.0%
Total Constituency Allowance		0.00	0.00		
Total Expenditures					
		3,526.95	9,023.85		

---- End of Report ----



House of Assembly
Newfoundland and Labrador
Member Accountability and Disclosure Report
Expenditures Summarized by Category
01-Jun-17 to 30-Jun-17

PERRY, TRACEY, MHA

Allowance Category	Expenditure Limit for Fiscal Year 2017/18 (Net of HST)	Expenditures Processed 01-Jun-17 to 30-Jun-17 (Net of HST)	Expenditures Year to Date 01-Apr-17 to 30-Jun-17 (Net of HST)	Funds Available (Net of HST)	Percent Expended to Date
Office Allowances					
Office Accommodations	9,492.00	791.00	2,373.00	7,119.00	25.0%
Rental of Short-term Accommodations	--	0.00	0.00	--	--
Office Start-up Costs	--	0.00	0.00	--	--
Office Operations	10,435.00	380.88	931.77	9,503.23	8.9%
Total Office Allowances		1,171.88	3,304.77		
Operational Resources					
Operational Resources	--	566.41	1,143.30	--	--
Total Operational Resources		566.41	1,143.30		
Travel & Living Allowances					
House in Session	--	4,491.47	7,713.46	--	--
House Not in Session	--	0.00	0.00	--	--
Intra & Extra-Constituency Travel	14,174.00	313.15	355.76	13,818.24	2.5%
Helicopter Travel	21,391.00	0.00	0.00	21,391.00	0.0%
Total Travel & Living Allowances		4,804.62	8,069.22		
Constituency Allowance					
Constituency Allowance	2,609.00	0.00	0.00	2,609.00	0.0%
Total Constituency Allowance		0.00	0.00		
Total Expenditures					
		6,542.91	12,517.29		

---- End of Report ----



House of Assembly
Newfoundland and Labrador
Member Accountability and Disclosure Report
Expenditures Summarized by Category
01-Jun-17 to 30-Jun-17

Petten, Barry, MHA

Allowance Category	Expenditure Limit for Fiscal Year 2017/18 (Net of HST)	Expenditures Processed 01-Jun-17 to 30-Jun-17 (Net of HST)	Expenditures Year to Date 01-Apr-17 to 30-Jun-17 (Net of HST)	Funds Available (Net of HST)	Percent Expended to Date
Office Allowances					
Office Accommodations	14,280.00	1,190.00	3,570.00	10,710.00	25.0%
Rental of Short-term Accommodations	--	0.00	0.00	--	--
Office Start-up Costs	--	0.00	0.00	--	--
Office Operations	10,435.00	2,084.33	2,968.15	7,466.85	28.4%
Total Office Allowances		3,274.33	6,538.15		
Operational Resources					
Operational Resources	--	588.74	1,129.97	--	--
Total Operational Resources		588.74	1,129.97		
Travel & Living Allowances					
House in Session	--	0.00	0.00	--	--
House Not in Session	--	0.00	0.00	--	--
Intra & Extra-Constituency Travel	5,304.00	0.00	0.00	5,304.00	0.0%
Helicopter Travel	--	0.00	0.00	--	--
Total Travel & Living Allowances		0.00	0.00		
Constituency Allowance					
Constituency Allowance	2,609.00	387.14	387.14	2,221.86	14.8%
Total Constituency Allowance		387.14	387.14		
Total Expenditures		4,250.21	8,055.26		

---- End of Report ----



House of Assembly
Newfoundland and Labrador
Member Accountability and Disclosure Report
Expenditures Summarized by Category
01-Jun-17 to 30-Jun-17

REID, SCOTT, MHA

Allowance Category	Expenditure Limit for Fiscal Year 2017/18 (Net of HST)	Expenditures Processed 01-Jun-17 to 30-Jun-17 (Net of HST)	Expenditures Year to Date 01-Apr-17 to 30-Jun-17 (Net of HST)	Funds Available (Net of HST)	Percent Expended to Date
Office Allowances					
Office Accommodations	--	0.00	0.00	--	--
Rental of Short-term Accommodations	--	0.00	0.00	--	--
Office Start-up Costs	--	0.00	0.00	--	--
Office Operations	10,435.00	220.10	1,449.70	8,985.30	13.9%
Total Office Allowances		220.10	1,449.70		
Operational Resources					
Operational Resources	--	408.76	709.06	--	--
Total Operational Resources		408.76	709.06		
Travel & Living Allowances					
House in Session	--	4,405.75	6,551.13	--	--
House Not in Session	--	441.70	635.42	--	--
Intra & Extra-Constituency Travel	7,304.00	2,058.93	2,698.02	4,605.98	36.9%
Helicopter Travel	--	0.00	0.00	--	--
Total Travel & Living Allowances		6,906.38	9,884.57		
Constituency Allowance					
Constituency Allowance	2,609.00	161.19	243.73	2,365.27	9.3%
Total Constituency Allowance		161.19	243.73		
Total Expenditures					
		7,696.43	12,287.06		

---- End of Report ----



House of Assembly
Newfoundland and Labrador
Member Accountability and Disclosure Report
Expenditures Summarized by Category
01-Jun-17 to 30-Jun-17

ROGERS, GERRY, MHA

Allowance Category	Expenditure Limit for Fiscal Year 2017/18 (Net of HST)	Expenditures Processed 01-Jun-17 to 30-Jun-17 (Net of HST)	Expenditures Year to Date 01-Apr-17 to 30-Jun-17 (Net of HST)	Funds Available (Net of HST)	Percent Expended to Date
Office Allowances					
Office Accommodations	--	0.00	0.00	--	--
Rental of Short-term Accommodations	--	0.00	0.00	--	--
Office Start-up Costs	--	0.00	0.00	--	--
Office Operations	10,435.00	1,351.86	2,109.81	8,325.19	20.2%
Total Office Allowances		1,351.86	2,109.81		
Operational Resources					
Operational Resources	--	284.62	552.79	--	--
Total Operational Resources		284.62	552.79		
Travel & Living Allowances					
House in Session	--	0.00	0.00	--	--
House Not in Session	--	0.00	0.00	--	--
Intra & Extra-Constituency Travel	5,217.00	0.00	79.86	5,137.14	1.5%
Helicopter Travel	--	0.00	0.00	--	--
Total Travel & Living Allowances		0.00	79.86		
Constituency Allowance					
Constituency Allowance	2,609.00	52.63	395.48	2,213.52	15.2%
Total Constituency Allowance		52.63	395.48		
Total Expenditures		1,689.11	3,137.94		

---- End of Report ----



House of Assembly
Newfoundland and Labrador
Member Accountability and Disclosure Report
Expenditures Summarized by Category
01-Jun-17 to 30-Jun-17

Trimper, Perry, MHA

Allowance Category	Expenditure Limit for Fiscal Year 2017/18 (Net of HST)	Expenditures Processed 01-Jun-17 to 30-Jun-17 (Net of HST)	Expenditures Year to Date 01-Apr-17 to 30-Jun-17 (Net of HST)	Funds Available (Net of HST)	Percent Expended to Date
Office Allowances					
Office Accommodations	--	0.00	0.00	--	--
Rental of Short-term Accommodations	--	0.00	0.00	--	--
Office Start-up Costs	--	0.00	0.00	--	--
Office Operations	10,435.00	0.00	101.80	10,333.20	1.0%
Total Office Allowances		0.00	101.80		
Operational Resources					
Operational Resources	--	330.87	934.40	--	--
Total Operational Resources		330.87	934.40		
Travel & Living Allowances					
House in Session	--	0.00	1,224.99	--	--
House Not in Session	--	0.00	0.00	--	--
Intra & Extra-Constituency Travel	6,957.00	0.00	0.00	6,957.00	0.0%
Helicopter Travel	--	0.00	0.00	--	--
Total Travel & Living Allowances		0.00	1,224.99		
Constituency Allowance					
Constituency Allowance	2,609.00	810.00	810.00	1,799.00	31.0%
Total Constituency Allowance		810.00	810.00		
Total Expenditures					
		1,140.87	3,071.19		

---- End of Report ----



House of Assembly
Newfoundland and Labrador
Member Accountability and Disclosure Report
Expenditures Summarized by Category
01-Jun-17 to 30-Jun-17

Warr, Brian, MHA

Allowance Category	Expenditure Limit for Fiscal Year 2017/18 (Net of HST)	Expenditures Processed 01-Jun-17 to 30-Jun-17 (Net of HST)	Expenditures Year to Date 01-Apr-17 to 30-Jun-17 (Net of HST)	Funds Available (Net of HST)	Percent Expended to Date
Office Allowances					
Office Accommodations	9,987.00	832.25	2,496.75	7,490.25	25.0%
Rental of Short-term Accommodations	--	0.00	0.00	--	--
Office Start-up Costs	--	0.00	0.00	--	--
Office Operations	10,435.00	0.00	348.46	10,086.54	3.3%
Total Office Allowances		832.25	2,845.21		
Operational Resources					
Operational Resources	--	325.79	744.51	--	--
Total Operational Resources		325.79	744.51		
Travel & Living Allowances					
House in Session	--	1,607.13	2,963.74	--	--
House Not in Session	--	0.00	0.00	--	--
Intra & Extra-Constituency Travel	10,957.00	903.62	1,328.22	9,628.78	12.1%
Helicopter Travel	--	0.00	0.00	--	--
Total Travel & Living Allowances		2,510.75	4,291.96		
Constituency Allowance					
Constituency Allowance	2,609.00	405.00	445.00	2,164.00	17.1%
Total Constituency Allowance		405.00	445.00		
Total Expenditures		4,073.79	8,326.68		

---- End of Report ----

**House of Assembly Management Commission
Briefing Note**

Title: Caucus Operational Funding Grants

Issue: Caucus Operational Funding Expenditure Reports for 2016-2017

Background:

- At its February 2, 2010 meeting, the Commission approved the Caucus Operational Funding Grants Policy dated February 2010. **CM 2010-003 refers.**
- Section 6.0 of the policy requires each caucus to submit a report detailing expenditures on the use of this allocation to the Commission within 90 days after the end of each fiscal year.
- Reports (see attached) detailing expenditures for the period 1 April 2016 to 31 March 2017 have been received from the Office of the Speaker, Government Members' Caucus, Official Opposition Caucus, and Third Party Caucus.

Analysis:

Legal Consultation:

Not applicable

Internal Consultation(s):

Not applicable

External Consultation(s):

Not applicable

Comparison to Government Policy:

Not applicable

Financial Impact:

Not applicable

Legislative Impact:

Not applicable

Options:

- Not applicable

Status:

- All reports are received and attached.

Action Required:

- For reporting purposes only.

Prepared by: Bobbi Russell
Date: September 28, 2017

Approved by: Sandra Barnes

Attachments:

1. 2016-17 Caucus Operational Funding Grant Reports:
 - Office of the Speaker
 - Government Members' Caucus
 - Official Opposition Caucus
 - Third Party Caucus

SPEAKER'S OFFICE
Summary of Expenditures
For the Period April 1, 2016 to March 31, 2017

Caucus Office and Staff		
Transportation and Communications		
	Travel, meals and accommodations associated with hearings, caucus, and other meetings	\$ -
	Travel, meals and accommodations associated with luncheons such as Board of Trade, Combined Councils of Labrador conference, and similar functions	\$ -
	Travel, meals and accommodations associated with training and development	\$ -
	Taxis, couriers and other delivery charges	\$ -
	Sub-Total	\$ -
Supplies		
	Newspapers, other subscriptions, resource materials	\$ -
	Gifts for visiting delegations or individuals, to a maximum of \$200 per gift	\$ -
	Flowers or similar tokens of respect on behalf of a caucus for funerals or serious illnesses of Members, former Members or political staff	\$ -
	Meals and food services for meetings and guests, or for staff outside normal working hours	\$ -
	Office supplies and operational expenses	\$ 159.43
	Sub-Total	\$ 159.43
Purchased Services		
	Registration or other fees associated with luncheons such as Board of Trade and similar functions	\$ -
	Processing fees for Access to Information requests	\$ -
	Media transcripts	\$ -
	Training and development registration fees	\$ -
	Standard banking charges	\$ -
	Advertising, of a non-partisan nature, on behalf of the caucus	\$ -
	Sub-Total	\$ -
Members and Constituency Assistants - Caucus Meetings		
Transportation and Communications		
	Travel, meals and accommodations	\$ -
Supplies		
	Office supplies, food services, water, other	\$ 21.98
Purchased Services		
	Room rentals, advertising, printing, other	\$ -
	Sub-Total	\$ 21.98
Other (provide details)		
	Insert details here	\$ -
	Sub-Total	\$ -
Total Expenditures for FY		\$ 181.41
Opening Balance for FY		\$ 347.49
Total Deposits for FY		\$ 1,391.64
Total Expenditures for FY		\$ 181.41
Ending Balance for FY		\$ 1,557.72

**Government Members Caucus
Summary of Expenditures
For the Period April 1, 2016 to March 31, 2017**

Caucus Office and Staff	
Transportation and Communications	
Travel, meals and accommodations associated with hearings, caucus, and other meetings	\$ -
Travel, meals and accommodations associated with luncheons such as Board of Trade, Combined Councils of Labrador conference, and similar functions	\$ 146.16
Travel, meals and accommodations associated with training and development	\$ 384.11
Taxis, couriers and other delivery charges	\$ -
Sub-Total	\$ 530.27

Supplies	
Newspapers, other subscriptions, resource materials	\$ -
Gifts for visiting delegations or individuals, to a maximum of \$200 per gift	\$ -
Flowers or similar tokens of respect on behalf of a caucus for funerals or serious illnesses of Members, former Members or political staff	\$ 114.99
Meals and food services for meetings and guests, or for staff outside normal working hours	\$ -
Office supplies and operational expenses	\$ 2,140.12
Sub-Total	\$ 2,255.11

Purchased Services	
Registration or other fees associated with luncheons such as Board of Trade and similar functions	\$ -
Processing fees for Access to Information requests	\$ -
Media transcripts	\$ -
Training and development registration fees	\$ 201.25
Standard banking charges	\$ 225.25
Advertising of a non-partisan nature, on behalf of the caucus	\$ -
Sub-Total	\$ 426.50

Members and Constituency Assistants - Caucus Meetings	
Transportation and Communications	
Travel, meals and accommodations	\$ 1,050.77
Supplies	
Office supplies, food services, water, other	\$ 26,031.34
Purchased Services	
Room rentals, advertising, printing, other	\$ 501.38
Sub-Total	\$ 27,583.49

Other (provide details)	
Insert details here	\$ -
Sub-Total	\$ -

Total Expenditures for FY	\$ 30,795.37
----------------------------------	---------------------

Opening Balance for FY	\$ 12,788.44
Total Deposits for FY	\$ 40,542.21
Total Expenditures for FY	\$ 30,795.37
Ending Balance for FY	\$ 22,535.28

Official Opposition Caucus
Summary of Expenditures
For the Period April 1, 2016 to March 31, 2017

Caucus Office and Staff

Transportation and Communications	
Travel, meals and accommodations associated with hearings, caucus, and other meetings	\$ 5,611.31
Travel, meals and accommodations associated with luncheons such as Board of Trade, Combined Councils of Labrador conference, and similar functions	\$ -
Travel, meals and accommodations associated with training and development	\$ -
Taxis, couriers and other delivery charges	\$ -
Sub-Total	\$ 5,611.31

Supplies	
Newspapers, other subscriptions, resource materials	\$ -
Gifts for visiting delegations or individuals, to a maximum of \$200 per gift	\$ -
Flowers or similar tokens of respect on behalf of a caucus for funerals or serious illnesses of Members, former Members or political staff	\$ 344.59
Meals and food services for meetings and guests, or for staff outside normal working hours	\$ -
Office supplies and operational expenses	\$ 48.15
Sub-Total	\$ 392.74

Purchased Services	
Registration or other fees associated with luncheons such as Board of Trade and similar functions	\$ -
Processing fees for Access to Information requests	\$ -
Media transcripts	\$ -
Training and development registration fees	\$ -
Standard banking charges	\$ 187.75
Advertising, of a non-partisan nature, on behalf of the caucus	\$ -
Sub-Total	\$ 187.75

Members and Constituency Assistants - Caucus Meetings

Transportation and Communications	
Travel, meals and accommodations	\$ -
Supplies	
Office supplies, food services, water, other	\$ -
Purchased Services	
Room rentals, advertising, printing, other	\$ -
Sub-Total	\$ -

Other (provide details)	
Insert details here	\$ -
Sub-Total	\$ -

Total Expenditures for FY	\$ 6,191.80
----------------------------------	--------------------

Opening Balance for FY	\$ 1,313.09
Total Deposits for FY	\$ 11,181.48
Total Expenditures for FY	\$ 6,191.80
Ending Balance for FY	\$ 6,302.77

Third Party Caucus
 Summary of Expenditures
 For the Period April 1, 2016 to March 31, 2017

Caucus Office and Staff	
Transportation and Communications	
Travel, meals and accommodations associated with hearings, caucus, and other meetings	\$ -
Travel, meals and accommodations associated with luncheons such as Board of Trade, Combined Councils of Labrador conference, and similar functions	\$ -
Travel, meals and accommodations associated with training and development	\$ -
Taxis, couriers and other delivery charges	\$ -
Sub-Total	\$ -

Supplies	
Newspapers, other subscriptions, resource materials	\$ 38.41
Gifts for visiting delegations or individuals, to a maximum of \$200 per gift	\$ 350.00
Flowers or similar tokens of respect on behalf of a caucus for funerals or serious illnesses of Members, former Members or political staff	\$ 391.49
Meals and food services for meetings and guests, or for staff outside normal working hours	\$ 1,006.99
Office supplies and operational expenses	\$ 541.50
Sub-Total	\$ 2,328.39

Purchased Services	
Registration or other fees associated with luncheons such as Board of Trade and similar functions	\$ 43.00
Processing fees for Access to Information requests	\$ -
Media transcripts	\$ -
Training and development registration fees	\$ -
Standard banking charges	\$ 59.40
Advertising, of a non-partisan nature, on behalf of the caucus	\$ -
Sub-Total	\$ 102.40

Members and Constituency Assistants - Caucus Meetings	
Transportation and Communications	
Travel, meals and accommodations	\$ -
Supplies	
Office supplies, food services, water, other	\$ 887.59
Purchased Services	
Room rentals, advertising, printing, other	\$ 56.50
Sub-Total	\$ 944.09

Other (provide details)	
Insert details here	\$ -
Sub-Total	\$ -

Total Expenditures for FY	\$ 3,374.88
----------------------------------	--------------------

Opening Balance for FY	\$ 1,338.85
Total Deposits for FY	\$ 11,133.48
Total Expenditures for FY	\$ 3,374.88
Ending Balance for FY	\$ 9,097.45



HOUSE OF ASSEMBLY
Newfoundland and Labrador

June 16, 2017

Hon. Tom Osborne, MHA
Chair of Management Commission

Dear Mr. Osborne,

At their meeting of June 15th the Audit Committee

- reviewed with the Auditor General the plan for the audit of the House of Assembly and related offices for the fiscal year ended 31 March, 2017;
- reviewed with the Comptroller General the report entitled *Review of Inventory and Capital Assets of the House of Assembly and Statutory Offices*;
- discussed with the Clerk of the House the response of the House of Assembly to the Comptroller General's report;
- by resolution agreed to recommend that the Auditor General be appointed the auditor for the audit of the accounts of the House of Assembly and related offices for the fiscal year ending 31 March 2018 and
- continued and concluded their discussion with the Clerk of the House of the Management Commission's consideration of the recommendations of the Members' Compensation Review Committee.

Yours truly,

A handwritten signature in blue ink that reads "Mark Browne".

Mark Browne, MHA
Chair of Audit Committee



HOUSE OF ASSEMBLY
Newfoundland and Labrador

April 3rd, 2017

Honourable Tom Osborne, M.H.A.
Chair
House of Assembly Management Commission

Dear Mr. Osborne,

In compliance with paragraph 23(8)(c) of the House of *Assembly Accountability, Integrity and Administration Act* I submit herewith a report of the activities of the Audit Committee for the August 30th 2016 to March 28th, 2017 and in accordance with subsection 8.1 of the Audit Committee Handbook I am attaching a copy of the Committee's Self-Assessment.

Yours sincerely,

A handwritten signature in blue ink that reads "Mark Browne".

Mark Browne, M.H.A.
Chair, Audit Committee



**House of Assembly
Newfoundland and Labrador**

**TENTH REPORT
OF
THE AUDIT COMMITTEE
TO
THE HOUSE OF ASSEMBLY MANAGEMENT COMMISSION
PURSUANT TO
PARAGRAPH 23 (8)(c)
OF THE
*HOUSE OF ASSEMBLY ACCOUNTABILITY, INTEGRITY AND
ADMINISTRATION ACT***

April 3rd, 2017

TENTH REPORT OF THE AUDIT COMMITTEE TO THE HOUSE OF ASSEMBLY MANAGEMENT COMMISSION

1. The Audit Committee of the House of Assembly was established under the authority of Section 23 of the *House of Assembly Accountability, Integrity and Administration Act* (the Act) which received Royal Assent on June 14, 2007. Section 23 sets out the responsibilities of the Committee. Included in these responsibilities is the requirement, pursuant to Paragraph 23(8)(c), that the Committee report regularly to the House of Assembly Management Commission (the Commission) with respect to its activities.
2. The Committee comprises

Mark Browne, MHA, Chair
Alex Faseruk, Ph. D.
Gail Hamilton, F.C.P.A., F.C.A
Keith Hutchings, MHA
3. The Audit Committee has submitted nine reports and a Memo to the Commission regarding its activities. This Report, the tenth, covers the period August 30th, 2016 to March 28th, 2017 inclusive.
4. Since the last report the Committee has met four times: on August 30th, 2016, February 9th, February 28th, and March 28th, 2017
5. The Committee has held meetings with
 - the Auditor General (August 30th, 2016) and the Deputy Auditor General (March 28th, 2017);
 - representatives of *Grant Thornton* (August 30th, 2016);
 - the Clerk of the House of Assembly (August 30th, 2016, February 9th, February 28th and March 28th, 2017)

- the Comptroller General of Finance (August 30th, 2016 and March 28th, 2017) and
 - the Chief Financial Officer of the House of Assembly (August 30th, 2016).
6. The Committee reviewed with the Auditor General the audit plan for the audit of the House of Assembly and Statutory Offices for the fiscal year ended 31 March 2016.
 7. The Committee reviewed with the Auditor General the results of the audit of the Financial Statements of the House of Assembly and Statutory Offices and the Clerk's Management Certification for the financial year ended 31 March, 2016 and notes that the Auditor General reported that no significant findings had come to his attention.
 9. The Committee recommended to the Management Commission, pursuant to paragraph 23(7)(d) of the *House of Assembly Accountability, Integrity And Administration Act*, that the Commission approve and sign the financial statements of the House of Assembly for the fiscal year ended 31 March, 2016.
 10. The Committee discussed the management certification audit with representatives of Grant Thornton. The auditors informed the Committee that they had reported no significant findings.
 11. The Committee reviewed and approved without amendment the House of Assembly Employee Code of Conduct.
 12. The Committee carried out a self-assessment in compliance with subsection 8(1) of the Audit Committee Handbook.
 13. The Committee reviewed compliance by the Speaker and Members of the House of Assembly with recommendation 51 of the Report of the Members' Compensation Review Commission.

On behalf of the Committee I thank the officials with whom we met during the past fiscal year for their assistance to the Committee in fulfilling its mandate.

Respectfully submitted,

A handwritten signature in blue ink, appearing to read "Mark Broun", is written over a horizontal line.

Chair

April 3rd, 2017

APPENDIX G**AUDIT COMMITTEE SELF ASSESSMENT**

For each of the following statements, select a number between 1 and 5, with 1 indicating that you strongly disagree, and 5 indicating that you strongly agree with the statement. Select 0 if there is no basis for evaluation.

Composition and Quality

		No basis	Strongly disagree	disagree	Neither agree nor disagree	Agree	Strongly agree
1.	Audit Committee members possess the collective skills as set out in Appendix C of the Audit Committee Handbook.	0	1	2	3	4	5
2.	The Audit Committee demonstrates integrity, credibility, trustworthiness, ability to constructively handle conflict, independence, and proactiveness.	0	1	2	3	4	5
3.	The Audit Committee reviews its mandate at least once during its term to determine whether its responsibilities are adequately described.	0	1	2	3	4	5

Understanding the organization and risks

4.	The Audit Committee considers the significant risks faced by the entity. Examples include (but are not limited to): <ul style="list-style-type: none"> • Accuracy of financial reporting • Compliance with legislation and policies • Effectiveness of internal controls • Reputation 	0	1	2	3	4	5
----	---	---	---	---	---	---	---

Processes and procedures

5.	The Audit Committee regularly reports to the House of Assembly Management Commission.	0	1	2	3	4	5
6.	The agenda and related information (e.g. prior meeting minutes, internal audit reports, etc.) are circulated in advance of meetings, to allow members sufficient time to study and understand the information.	0	1	2	3	4	5
7.	Meetings are held at least 4 times per year.	0	1	2	3	4	5
8.	The Audit Committee has private (in camera) sessions with management, internal audit and external audit.	0	1	2	3	4	5
9.	The Audit Committee behaves in a manner which promotes organization-wide awareness of ethics, quality financial reporting, and strong internal controls.	0	1	2	3	4	5

10.	The level of openness between the Audit Committee and relevant parties (management, internal audit, and external audit) is acceptable.	0	1	2	3	4	5
11.	For matters that require specialized expertise, the Audit Committee engages external parties as appropriate.	0	1	2	3	4	5

Oversight of the financial reporting process and internal controls

12.	The Audit Committee has sufficient understanding of management's process of financial reporting.	0	1	2	3	4	5
13.	The Audit Committee makes a reasonable effort to satisfy themselves as to the integrity of the House of Assembly and statutory offices' financial systems and competence of accounting personnel and senior financial management.	0	1	2	3	4	5
14.	The Audit Committee reviews the management letters and other reports written by the auditors (external and internal) to ensure that all significant matters raised are addressed.	0	1	2	3	4	5
15.	The Audit Committee takes action to ensure resolution when there are instances of repeat comments from auditors and others about internal controls.	0	1	2	3	4	5
16.	The Audit Committee reviews matters related to financial reporting and internal control with the Clerk of the House as well as advises the Clerk with respect to the exercise of his or her responsibilities as accounting officer.	0	1	2	3	4	5

Oversight of audit functions

17.	The Audit Committee considers the coordination of work between the auditors (external and internal) to ensure that they appropriately address their different areas of responsibility.	0	1	2	3	4	5
18.	The Audit Committee regularly discusses the work of internal audit and offers input into the scope of work to be performed.	0	1	2	3	4	5

Public interest disclosures

19.	The Audit Committee establishes and follows procedures for the confidential treatment of complaints regarding accounting and internal control matters.	0	1	2	3	4	5
	The Audit Committee communicates all matters brought to its attention related to public interest disclosures according to the provisions of the <i>House of Assembly Accountability, Integrity and Administration Act</i> .	0	1	2	3	4	5



HOUSE OF ASSEMBLY
Newfoundland and Labrador

August 28, 2017

Hon. Perry Trimper, MHA
Chair of Management Commission

Dear Mr. Trimper,

At their meeting of August 24th, 2017 the Audit Committee discussed the results of the audit of the House of Assembly and Statutory Offices carried out pursuant to section 43(6) of the *House of Assembly Accountability, Integrity and Administration Act*, and the Clerk's management certification. The Auditor General told the Committee that there were no significant findings to report.

The Committee discussed the Management Certification audit with representatives of Grant Thornton. The auditors reported that they had made no major findings.

The Auditor General and the Grant Thornton representatives commended the staff of the House of Assembly for their co-operation with the auditors.

The Committee agreed to recommend to the Management Commission that they approve and sign the financial statements of the House of Assembly and Statutory Offices for the fiscal year ended 31 March, 2017.

The Committee has now met twice with the Auditor General and the Clerk in the current fiscal year.

Yours truly,

Mark Browne, MHA
Chair of Audit Committee



**AUDITOR
GENERAL**
of Newfoundland and Labrador

August 24, 2017

Ref: DP02-F4217

The Honourable Perry Trimper, M.H.A.
Chair of the House of Assembly
Management Commission
House of Assembly
P.O. Box 8700
St. John's, Newfoundland and Labrador
A1B 4J6

Dear Sir:

In accordance with Section 43 of the *House of Assembly Accountability, Integrity and Administration Act* (the *Act*), I have performed the audit of the House of Assembly and its statutory offices for the year ended March 31, 2017. Section 43(6) of the *Act* requires that the audit consist of:

- an opinion on whether the accounts are fairly presented in accordance with the accounting policies noted;
- an opinion on whether the expenses incurred are in accordance with the policies of the House of Assembly Management Commission and, where applicable, the policies of the Executive Branch of Government; and
- an opinion on whether the Clerk of the House of Assembly's assessment of the effectiveness of internal controls is fairly stated and whether the internal controls are operating effectively.

I enclose 20 copies of the audited financial information and management certification for the year ended March 31, 2017, along with my Independent Auditor's Report thereon. After you and a member of the House of Assembly Management Commission have signed the audited financial information, please return the unbound copy to me.

Respectfully submitted,



TERRY PADDON, CPA, CA
Auditor General

Enclosure

c.c. Ms. Sandra Barnes
Clerk of the House of Assembly

House of Assembly Audit Committee:

Mr. Mark Browne, M.H.A., Chair
Mr. Keith Hutchings, M.H.A., Member
Dr. Alex Faseruk, Ph.D., Member
Ms. Gail Hamilton, FCPA, FCA, Member

**HOUSE OF ASSEMBLY
AND ITS STATUTORY OFFICES**

**FINANCIAL INFORMATION
AND
MANAGEMENT CERTIFICATION**

MARCH 31, 2017

**HOUSE OF ASSEMBLY
AND ITS STATUTORY OFFICES**

FINANCIAL INFORMATION

MARCH 31, 2017



**AUDITOR
GENERAL**
of Newfoundland and Labrador

INDEPENDENT AUDITOR'S REPORT

To the Members of the House of Assembly Management Commission
Province of Newfoundland and Labrador

I have audited the financial information of the House of Assembly and its statutory offices (the Assembly), which comprises the schedule of assets and liabilities as at March 31, 2017, the schedule of expenditure and related revenue, the schedule of gross expenditure and unexpended balances for the year then ended and a summary of significant accounting policies and other explanatory information. The financial information has been prepared by management of the Assembly to comply with the requirements of the *House of Assembly Accountability, Integrity and Administration Act* (the *Act*).

I have also audited, in accordance with section 43(6)(b) of the *Act*, the expenses incurred by the Assembly to determine whether they were in accordance with the policies of the House of Assembly Management Commission and, where applicable, the policies of the Executive Branch of Government.

As well, I have audited in accordance with section 43(6)(c) of the *Act*, the assessment of the Clerk of the House of Assembly of the effectiveness of the internal controls of the Assembly as at March 31, 2017.

Management's Responsibility for the Financial Information

The management of the Assembly is responsible for the preparation of this financial information in accordance with the accounting policies disclosed in Note 1(a) and for such internal control as management determines is necessary to enable the preparation of financial information that is free from material misstatement, whether due to fraud or error.

Auditor's Responsibility

My responsibility is to express an opinion on this financial information based on my audit. I conducted my audit in accordance with Canadian generally accepted auditing standards. Those standards require that I comply with ethical requirements and plan and perform the audit to obtain reasonable assurance about whether the financial information is free from material misstatement.

Independent Auditor's Report (cont.)

An audit involves performing procedures to obtain audit evidence about the amounts and disclosures in the financial information. The procedures selected depend on the judgment of the auditor, including the assessment of the risks of material misstatement of the financial information, whether due to fraud or error. In making those risk assessments, the auditor considers internal control relevant to the entity's preparation of the financial information in order to design audit procedures that are appropriate in the circumstances, but not typically for the purpose of expressing an opinion on the effectiveness of the entity's internal control. An audit also includes evaluating the appropriateness of accounting policies used and the reasonableness of accounting estimates made by management, as well as evaluating the overall presentation of the financial information.

I believe that the audit evidence I have obtained in all areas of responsibility is sufficient and appropriate to provide a basis for my audit opinion.

The internal control over financial reporting by the Assembly is a process designed to provide reasonable assurance regarding the reliability of financial reporting and the preparation of financial information. The internal control over financial reporting by the Assembly includes those policies and procedures that: (1) pertain to the maintenance of records that, in reasonable detail, accurately and fairly reflect the transactions and dispositions of the assets of the Assembly; (2) provide reasonable assurance that transactions are recorded as necessary to permit preparation of financial information in accordance with the accounting policies disclosed in the financial information, and that receipts and expenditures of the Assembly are being made only in accordance with proper authorizations; and (3) provide reasonable assurance regarding prevention or timely detection of unauthorized acquisition, use, or disposition of the assets of the Assembly that could have a material effect on the financial information.

Because of its inherent limitations, internal control over financial reporting may not prevent or detect misstatements. Also, projections of any evaluation of effectiveness to future periods are subject to the risk that controls may become inadequate because of changes in conditions, or that the degree of compliance with the policies or procedures may deteriorate.

Opinion

In my opinion, the financial information of the Assembly for the year ended March 31, 2017 is prepared, in all material respects, in accordance with the accounting policies disclosed in Note 1(a).

Also, in my opinion, the expenses incurred by the Assembly were in accordance with the policies of the House of Assembly Management Commission which were in place during the year and, where applicable, the policies of the Executive Branch of Government.

Independent Auditor's Report (cont.)

As well, in my opinion, the assessment of internal controls by the Clerk of the House of Assembly over financial reporting at the Assembly as at March 31, 2017, was fairly stated and the internal controls over financial reporting at the Assembly were operating effectively, in all material respects, as at that date.

Basis of Accounting and Restriction on Use

Without modifying my opinion, I draw attention to Note 1(a) to the financial information, which describes the basis of accounting. The financial information is prepared solely to assist the House of Assembly Management Commission to comply with the requirements of the *House of Assembly Accountability, Integrity and Administration Act*. As a result, the financial information may not be suitable for another purpose. My report is intended solely for the use of the House of Assembly Management Commission and should not be used by anyone other than the specified user.



TERRY PADDON, CPA, CA
Auditor General

August 24, 2017
St. John's, Newfoundland and Labrador

**HOUSE OF ASSEMBLY AND ITS STATUTORY OFFICES
PROVINCE OF NEWFOUNDLAND AND LABRADOR
SCHEDULE OF ASSETS AND LIABILITIES**

As at March 31

2017

2016

ASSETS

Cash held in trust (Note 2)	\$ 2,409	\$ 22,147
Accounts receivable (Note 3)	232,601	267,780
Prepaid expenses (Note 4)	74,638	69,563
Tangible capital assets (Note 5)	483,037	603,843
Total assets	\$ 792,685	\$ 963,333

LIABILITIES

Accounts payable	\$ 17,207	\$ 22,377
Accrued payroll	470,077	412,883
Accrued paid and annual leave	2,173,328	2,173,287
Accrued overtime	61,925	66,458
Accrued sick leave	44,320	17,014
Accrued severance pay (Note 6)	3,889,271	3,467,030
Trust liability (Note 2)	2,409	22,147
Total liabilities	\$ 6,658,537	\$ 6,181,196

Pensions and Group Health and Life Insurance Benefits (Note 7)

Contractual obligations (Note 8)

See accompanying notes

Signed on behalf of the House of Assembly
Management Commission:

Chair of the House of Assembly
Management Commission

Member of the House of Assembly
Management Commission

HOUSE OF ASSEMBLY AND ITS STATUTORY OFFICES
PROVINCE OF NEWFOUNDLAND AND LABRADOR
SCHEDULE OF EXPENDITURE AND RELATED REVENUE
For the Year Ended March 31

	2017 Actual	Estimates		2016 Actual
		Amended	Original	
HOUSE OF ASSEMBLY				
Administrative Support				
Salaries	\$ 1,838,042	\$ 1,875,400	\$ 1,879,800	\$ 1,933,788
Employee benefits	6,802	6,900	4,500	4,776
Transportation and communications	45,772	60,000	60,000	66,292
Supplies	17,645	36,200	36,200	25,695
Professional services	72,050	72,100	71,100	71,150
Purchased services	36,352	62,000	62,000	56,417
Property, furnishings and equipment	30,198	74,900	92,500	45,731
	2,046,861	2,187,500	2,206,100	2,203,849
Revenue - Provincial	(207)	-	-	(9,440)
Total: Administrative Support	2,046,654	2,187,500	2,206,100	2,194,409
Legislative Library and Records Management				
Salaries	691,703	691,800	660,500	650,110
Employee benefits	559	900	900	2,086
Transportation and communications	5,117	10,200	10,200	6,433
Supplies	45,311	47,000	47,000	47,006
Purchased services	8,449	8,500	8,500	8,450
Total: Legislative Library and Records Management	751,139	758,400	727,100	714,085

HOUSE OF ASSEMBLY AND ITS STATUTORY OFFICES
PROVINCE OF NEWFOUNDLAND AND LABRADOR
SCHEDULE OF EXPENDITURE AND RELATED REVENUE
For the Year Ended March 31

	2017 Actual	Estimates		2016 Actual
		Amended	Original	
HOUSE OF ASSEMBLY (cont.)				
Hansard and the Broadcast Centre				
Salaries	622,319	638,000	638,000	616,232
Employee benefits	2,100	2,400	600	700
Transportation and communications	4,018	4,300	6,100	3,780
Supplies	19,132	31,900	31,900	19,577
Purchased services	339,657	341,800	289,400	163,307
Property, furnishings and equipment	23,710	24,200	10,000	9,935
	1,010,936	1,042,600	976,000	813,531
Revenue - Provincial	(20,130)	(18,800)	(18,800)	-
Total: Hansard and the Broadcast Centre	990,806	1,023,800	957,200	813,531
Members' Resources				
Salaries	5,918,654	6,170,100	6,440,600	7,657,961
Transportation and communications	8,101	15,200	15,200	12,521
Professional Services	132,419	254,100	274,100	-
Purchased services	61,475	61,500	15,000	19,896
Allowances and assistance	1,533,866	2,264,500	2,365,600	1,673,578
Grants and Subsidies	1,208	1,300	-	-
	7,655,723	8,766,700	9,110,500	9,363,956
Revenue - Provincial	(38,407)	-	-	(143,933)
Total: Members' Resources	7,617,316	8,766,700	9,110,500	9,220,023

HOUSE OF ASSEMBLY AND ITS STATUTORY OFFICES
PROVINCE OF NEWFOUNDLAND AND LABRADOR
SCHEDULE OF EXPENDITURE AND RELATED REVENUE
For the Year Ended March 31

	2017 Actual	Estimates		2016 Actual
		Amended	Original	
HOUSE OF ASSEMBLY (cont.)				
House Operations				
Salaries	214,604	226,700	226,700	247,663
Employee benefits	4,150	5,900	5,900	3,050
Transportation and communications	38,342	106,300	125,700	37,269
Supplies	15,582	41,500	64,500	15,681
Professional services	960	3,900	3,900	2,220
Purchased services	135,378	156,900	166,900	47,628
Property, furnishings and equipment	42	1,700	1,700	-
Grants and subsidies	11,392	11,400	11,400	13,388
	420,450	554,300	606,700	366,899
Revenue - Provincial	(29,735)	(35,500)	(35,500)	-
Total: House Operations	390,715	518,800	571,200	366,899
Government Members' Caucus				
Salaries	480,719	597,300	617,200	626,478
Employee Benefits	-	1,700	1,700	-
Transportation and communications	15,078	23,300	23,600	19,468
Supplies	12,906	13,600	13,600	11,190
Purchased services	10,513	10,600	10,300	16,867
Property, furnishings and equipment	767	3,200	3,200	614
Grants and subsidies	40,542	40,600	41,800	39,791
Total: Government Members' Caucus	560,525	690,300	711,400	714,408

HOUSE OF ASSEMBLY AND ITS STATUTORY OFFICES
PROVINCE OF NEWFOUNDLAND AND LABRADOR
SCHEDULE OF EXPENDITURE AND RELATED REVENUE
For the Year Ended March 31

	2017 Actual	Estimates		2016 Actual
		Amended	Original	
HOUSE OF ASSEMBLY (cont.)				
Official Opposition Caucus				
Salaries	1,084,157	1,084,200	981,200	1,290,115
Employee benefits	662	2,500	2,500	1,997
Transportation and communications	15,727	75,900	75,900	42,757
Supplies	6,474	19,900	19,900	13,014
Purchased services	10,086	18,700	18,700	17,556
Property, furnishings and equipment	912	4,700	4,700	371
Grants and subsidies	11,133	11,200	11,200	18,473
Total: Official Opposition Caucus	1,129,151	1,217,100	1,114,100	1,384,283
Third Party Caucus				
Salaries	495,967	496,000	367,300	408,157
Employee benefits	-	1,000	1,000	-
Transportation and communications	6,777	11,300	13,600	14,675
Supplies	4,370	7,600	7,800	4,442
Purchased services	7,313	8,400	5,900	9,552
Property, furnishings and equipment	141	1,900	1,900	531
Grants and subsidies	11,133	11,200	11,200	11,102
Total: Third Party Caucus	525,701	537,400	408,700	448,459
TOTAL: HOUSE OF ASSEMBLY	14,012,007	15,700,000	15,806,300	15,856,097
OFFICE OF THE CHIEF ELECTORAL OFFICER				
Salaries	902,901	909,000	909,000	3,649,612
Employee benefits	1,346	4,500	4,500	1,868
Transportation and communications	23,564	46,900	46,900	555,179
Supplies	3,726	6,600	9,000	31,211
Professional services	35,355	35,400	33,000	31,993
Purchased services	141,302	146,000	146,000	823,620
Property, furnishings and equipment	4,538	7,000	7,000	15,657
Grants and subsidies	574,222	574,500	500,000	139,970
	1,686,954	1,729,900	1,655,400	5,249,110
Revenue (Provincial)	(187)	-	-	(1)
Total: Office of the Chief Electoral Officer	1,686,767	1,729,900	1,655,400	5,249,094

HOUSE OF ASSEMBLY AND ITS STATUTORY OFFICES
PROVINCE OF NEWFOUNDLAND AND LABRADOR
SCHEDULE OF EXPENDITURE AND RELATED REVENUE
For the Year Ended March 31

	2017	Estimates		2016
	Actual	Amended	Original	Actual
OFFICE OF THE CITIZENS' REPRESENTATIVE				
Salaries	664,593	677,000	677,000	649,276
Employee benefits	4,477	8,000	8,000	2,932
Transportation and communications	11,682	34,800	34,800	18,976
Supplies	1,948	9,000	9,000	2,935
Professional services	-	12,000	12,000	-
Purchased services	60,679	81,400	81,400	65,901
Property, furnishings and equipment	2,424	4,000	4,000	4,126
Total: Office of the Citizens' Representative	745,803	826,200	826,200	744,146

**OFFICE OF THE CHILD AND
YOUTH ADVOCATE**

Salaries	1,221,867	1,221,900	1,150,100	1,074,200
Employee benefits	351	3,500	3,500	5,559
Transportation and communications	37,513	55,400	55,400	33,142
Supplies	4,963	6,000	6,000	5,710
Professional services	10,953	19,000	19,000	5,858
Purchased services	153,513	160,900	160,900	158,185
Property, furnishings and equipment	2,748	4,000	4,000	5,487
Total: Office of the Child and Youth Advocate	1,431,908	1,470,700	1,398,900	1,288,141

HOUSE OF ASSEMBLY AND ITS STATUTORY OFFICES
PROVINCE OF NEWFOUNDLAND AND LABRADOR
SCHEDULE OF EXPENDITURE AND RELATED REVENUE
For the Year Ended March 31

	2017 Actual	Estimates		2016 Actual
		Amended	Original	
OFFICE OF THE INFORMATION AND PRIVACY COMMISSIONER				
Salaries	1,044,527	1,076,800	1,116,800	1,067,777
Employee benefits	3,099	6,500	6,500	4,046
Transportation and communications	24,009	24,100	24,100	34,067
Supplies	6,540	7,700	7,700	7,134
Professional services	29,912	50,000	50,000	37,974
Purchased services	118,622	125,800	131,100	120,236
Property, furnishings and equipment	6,297	6,300	1,000	2,212
	1,233,006	1,297,200	1,337,200	1,273,446
Revenue - Provincial	-	-	-	(38)
Total: Office of the Information and Privacy Commissioner	1,233,006	1,297,200	1,337,200	1,273,408
TOTAL: HOUSE OF ASSEMBLY AND ITS STATUTORY OFFICES	\$ 19,109,491	\$ 21,024,000	\$ 21,024,000	\$ 24,410,880

See accompanying notes

**HOUSE OF ASSEMBLY AND ITS STATUTORY OFFICES
 PROVINCE OF NEWFOUNDLAND AND LABRADOR
 SCHEDULE OF GROSS EXPENDITURE AND UNEXPENDED BALANCES
 For the Year Ended March 31**

	2017	2016
Original estimates (net)	\$ 21,024,000	\$ 26,251,600
Add transfers of estimates	-	560,900
Add back revenues estimates net of transfers and statutory payments	<u>54,300</u>	<u>-</u>
Original estimates of expenditure	<u>21,078,300</u>	<u>26,812,500</u>
Total appropriation	<u>21,078,300</u>	<u>26,812,500</u>
Total net expenditure	<u>19,109,491</u>	<u>24,410,886</u>
Add: revenue	<u>88,666</u>	<u>153,427</u>
Total gross expenditure	<u>19,198,157</u>	<u>24,564,313</u>
Unexpended balance of appropriation	<u>\$ 1,880,143</u>	<u>\$ 2,248,187</u>

See accompanying notes

HOUSE OF ASSEMBLY AND ITS STATUTORY OFFICES
PROVINCE OF NEWFOUNDLAND AND LABRADOR
NOTES TO FINANCIAL INFORMATION
March 31, 2017

Authority, nature of operations and basis of consolidation

The House of Assembly of Newfoundland and Labrador consists of 40 Members each of whom has been elected by the voters in the Provincial district which they represent. The House of Assembly in conjunction with the Lieutenant-Governor is known as the Legislature and its main role is to be the official law maker for all Provincial legislation. The Assembly debates draft legislation, estimates etc. and approves legislation or amendments for signature by the Lieutenant-Governor (Royal Assent).

This financial information reflects the financial operations of the House of Assembly and its Statutory Offices, as defined by the *House of Assembly Accountability, Integrity and Administration Act* (the Act). This financial information does not include the financial information of the Office of the Auditor General, which is another Statutory Office of the House of Assembly. The financial information of the Office of the Auditor General is audited by an independent firm of public accountants and presented under separate cover.

1. Summary of significant accounting policies

(a) Basis of Presentation

The Schedule of Assets and Liabilities has been prepared on the accrual basis of accounting, consistent with the basis of accounting used in the preparation of the Consolidated Summary Financial Statements of the Province of Newfoundland and Labrador.

The Schedule of Expenditure and Related Revenue and the Schedule of Gross Expenditure and Unexpended Balances have been prepared on the modified cash basis of accounting, consistent with the basis of accounting in the preparation of the Report on the Program Expenditures and Revenues of the Consolidated Revenue Fund. In addition to the actual expenditure and related revenue for the year, for information purposes, the Schedule of Expenditure and Related Revenue includes the original and amended estimates for the House of Assembly and its Statutory Offices.

The accounting policies are also consistent with those used in the preparation of the Consolidated Summary Financial Statements of the Province of Newfoundland and Labrador except that this financial information does not include a provision for non-vesting severance benefits.

(b) Measurement Uncertainty

The preparation of financial information in conformity with the policies described in Note 1(a) requires management to make estimates and assumptions that affect the reported amounts of assets and liabilities at the date of the Schedule of Assets and Liabilities. Items requiring the use of significant estimates include the allowance for doubtful accounts, the provision for accrued sick leave and the useful lives of tangible capital assets.

Estimates are based on the best information available at the time of preparation of the financial information and are reviewed annually to reflect new information as it becomes available. Measurement uncertainty exists in this financial information. Actual results could differ from these estimates.

HOUSE OF ASSEMBLY AND ITS STATUTORY OFFICES
PROVINCE OF NEWFOUNDLAND AND LABRADOR
NOTES TO FINANCIAL INFORMATION
March 31, 2017

2. Cash held in trust

The \$2,409 (2016 - \$22,147) of cash held in trust is held by the Office of the Chief Electoral Officer. There is a corresponding liability for this amount. These monies, including nomination fees, were deposited by candidates in General Elections and in by-elections from funds provided to the candidates in support of their respective election campaigns.

Candidates' nomination fees of \$200 per candidate are held until candidates file papers to have these fees reimbursed. Excess funds that exceed the campaign limits per the *Elections Act, 1991* are held in trust until the next Provincial general election.

3. Accounts receivable

	<u>2017</u>	<u>2016</u>
Due from Judgment Enforcements		
- former Members of the House of Assembly	\$ 228,567	\$ 262,950
Other amounts due from Judgment Enforcements	2,787,195	2,779,856
Miscellaneous amounts	4,034	4,830
	<u>3,019,796</u>	<u>3,047,636</u>
Less: allowance for doubtful accounts	<u>(2,787,195)</u>	<u>(2,779,856)</u>
Total accounts receivable	\$ 232,601	\$ 267,780

The accounts receivable and the related allowance for doubtful accounts for amounts due from Judgment Enforcements - former Members of the House of Assembly and Other amounts due from Judgment Enforcements were provided by the Office of the Comptroller General.

4. Prepaid expenses

	<u>2017</u>	<u>2016</u>
Prepaid expenses consists of:		
Memberships and subscriptions	\$ 48,760	\$ 53,423
Travel and other	25,878	16,140
Total prepaid expenses	\$ 74,638	\$ 69,563

HOUSE OF ASSEMBLY AND ITS STATUTORY OFFICES
PROVINCE OF NEWFOUNDLAND AND LABRADOR
NOTES TO FINANCIAL INFORMATION
March 31, 2017

5. Tangible capital assets

	2017			2016
	Original Cost	Accumulated Amortization	Net Book Value	Net Book Value
Furniture and equipment	\$1,358,714	\$ 875,677	\$ 483,037	\$ 603,843

These assets are amortized over a 10 year period.

6. Accrued severance pay

The liability for severance pay in the amount of \$3,889,271 (2016 - \$3,467,030) is reported on the accrual basis of accounting on the Schedule of Assets and Liabilities and is calculated based on years of service and current salary levels.

Members of the House of Assembly are eligible for severance pay when they cease to be Members. Severance pay for Members is based on one month's basic indemnity for each year of service and is prorated for part of the years' service. Minimum severance for Members is three month's pay, while maximum is twelve months pay. This applies to Members elected on or before November 29, 2015.

Members elected on or after November 30, 2015 must serve at least 3 years in order to be eligible for severance. Any Member who is disqualified from being a Member pursuant to Part V of the *Act* other than the failure to be re-elected or the resignation of his/her seat, is not eligible to receive severance. If a Member's service ends prior to the end of an Assembly, the severance will be pro-rated for the years of service.

Severance pay for political support staff is based on the nature of the termination of employment. Entitlement to severance pay vests with one year or more of uninterrupted service. No provision has been made in this financial information for severance pay for political support staff with less than one year of uninterrupted service. Political support staff who have their employment terminated are entitled to severance pay equal to one month's salary for each complete year of continuous service. Minimum severance is three month's pay, while maximum is twelve months pay. Political support staff who voluntarily resign their positions are entitled to one week's pay for each year of service up to a maximum of twenty weeks.

Severance pay vests with other employees after nine years of continuous service, and accordingly no provision has been made in this financial information for employees who have less than nine years of continuous service. Severance pay, at the rate of one week's pay for each year of service up to a maximum of twenty weeks' pay, is payable when the employee ceases employment with the Province.

HOUSE OF ASSEMBLY AND ITS STATUTORY OFFICES
PROVINCE OF NEWFOUNDLAND AND LABRADOR
NOTES TO FINANCIAL INFORMATION
March 31, 2017

7. Pensions and Group Health and Life Insurance Benefits

Members participate in the Members of the House of Assembly Pension Plan (MHA Pension Plan), as defined by the *Members of the House of Assembly Retiring Allowances Act*. Members who were contributing to another private or employer related pension plan may opt out of the MHA Pension Plan for their first General Assembly provided the decision is made prior to the first payment of salary. The Members are required to participate in the MHA Pension Plan upon subsequent re-election.

The staff of the House of Assembly and Statutory Offices participate in the Public Service Pension Plan (PSPP), as defined by the *Public Service Pension Act, 1991* (the *Act*), or the Government Money Purchase Pension Plan (GMPP).

Amounts are paid out of the Consolidated Revenue Fund (CRF) to match the pension contributions of Members and staff who participate in the PSPP or the MHA Pension Plan. Amounts are also paid out of the CRF to generally match the pension contributions of staff who participate in the GMPP. These amounts are costs of the Province of Newfoundland and Labrador and are not reflected in this financial information.

Provident¹⁰ is the corporation which administers the PSPP, including payments of pension benefits to retired employees whom the *Act* applies. All PSPP contributions are remitted to Provident¹⁰.

Under the *Pensions Funding Act*, the Province is responsible for liabilities for the cost of future pensions in excess of the contributions made by Members of the MHA Pension Plan and the CRF. Any unfunded pension liabilities relating to the Members of the House of Assembly are liabilities of the Province and are not reflected in this financial information.

All retired employees and Members of the Legislature who participate in the MHA Pension Plan or the PSPP are eligible to participate in the Province's Group Health and Life Insurance Program. Amounts are paid out of the CRF to match the amounts deducted from those who participate in this program. These amounts are costs of the Province of Newfoundland and Labrador and are not reflected in this financial information.

The Province is responsible for any liability relating to the group health and life insurance program. Any unfunded liabilities relating to the Members or staff of the House of Assembly and its Statutory Offices are liabilities of the Province and are not reflected in this financial information.

Details regarding the MHA Pension Plan, the PSPP, the GMPP and the Group, Health and Life Insurance Program are outlined in the Public Accounts of the Province of Newfoundland and Labrador.

HOUSE OF ASSEMBLY AND ITS STATUTORY OFFICES
PROVINCE OF NEWFOUNDLAND AND LABRADOR
NOTES TO FINANCIAL INFORMATION
March 31, 2017

8. Contractual Obligations

The House of Assembly and its Statutory Offices have outstanding contractual obligations in the amount of \$1,646,039 relating to the lease of office accommodations. The schedule of payments related to these leases for the next five years is as follows:

2018	\$ 622,226
2019	468,054
2020	343,420
2021	194,907
2022	<u>17,432</u>
	<u>\$ 1,646,039</u>

9. Income taxes

The House of Assembly and its Statutory Offices are not subject to Provincial or Federal income taxes.

10. Comparative figures

Certain comparative figures have been restated to conform to the current year's presentation.



**HOUSE OF ASSEMBLY
AND ITS STATUTORY OFFICES
MANAGEMENT CERTIFICATION**

MARCH 31, 2017

15-22-118
W.C.

[Signature]
WILLIAM A. HARRIS




**MANAGEMENT CERTIFICATION
HOUSE OF ASSEMBLY – MARCH 31, 2017**

Pursuant to Paragraph 28(3)(l) of the *House of Assembly Accountability, Integrity and Administration Act*,

I, **Sandra Barnes**, Clerk of the House of Assembly of Newfoundland and Labrador, certify that:

1. I have reviewed the financial information of the House of Assembly and Statutory Offices, as defined in the *House of Assembly Accountability, Integrity and Administration Act*, for the period ending March 31, 2017;
2. Based on my knowledge, the financial information does not contain any untrue statement of a material fact or omit to state a material fact required to be stated or that is necessary to make a statement not misleading in light of the circumstances under which it was made, with respect to the period covered by the financial information;
3. Based on my knowledge, the annual financial information presents in all material respects the results of transactions at the House of Assembly and Statutory Offices as defined in the *House of Assembly Accountability, Integrity and Administration Act*, as of the date and for the periods presented;
4. I am responsible for establishing and maintaining disclosure controls and procedures and internal control over financial reporting for the House of Assembly and Statutory Offices as defined in the *House of Assembly Accountability, Integrity and Administration Act*, and I have:
 - (a) designed such disclosure controls and procedures, or caused them to be designed under my supervision, to provide reasonable assurance that material information relating to the House of Assembly and Statutory Offices, as defined in the *House of Assembly Accountability, Integrity and Administration Act*, is made known to me by others, particularly during the period in which the financial information is being prepared;
 - (b) designed such internal control over financial reporting, or caused it to be designed under my supervision, to provide reasonable assurance regarding the reliability of financial reporting and the preparation of financial information in accordance with the required policies;
 - (c) evaluated the effectiveness of the disclosure controls and procedures as of March 31, 2017 and am satisfied with the effectiveness based on such evaluation; and
 - (d) evaluated the effectiveness of the internal control over financial reporting as of March 31, 2017 and am satisfied with the effectiveness based on such evaluation.


Clerk of the House of Assembly

2017-05-31
Date

**House of Assembly Management Commission
Briefing Note**

Title: Audited Financial Information – Office of the Auditor General

Issue: Submission of the Financial Information of the Office of the Auditor General for fiscal year ended 31 March 2017

Background:

- Section 32(3) of the Auditor General’s Act states that:

(3) The auditor appointed under subsection (1) shall submit his or her report to the commission and send a copy to the auditor general.

- The attached report includes the Auditor’s Report; Supplementary Financial Information; Schedule of Expenditure and Related Revenue; Schedule of Gross Expenditure and Unexpended Balances and the Notes to the Financial Information.

Analysis:

Legal Consultation:

Not applicable

Internal Consultation(s):

Not applicable

External Consultation(s):

Not applicable

Comparison to Government Policy:

Not applicable

Financial Impact:

Not applicable

Legislative Impact:

Not applicable

Options:

- Not applicable

Status:

- Not applicable

Action Required:

- For review purposes

Prepared by: Marie Keefe

Approved by: Sandra Barnes

Date: October 6, 2017

Attachments:

1. Financial Information, Office of the Auditor General, March 31, 2017



Financial Information

Office of the Auditor General

Province of Newfoundland and Labrador

March 31, 2017

Contents

	Page
Independent Auditors' Report	1-2
Supplementary Financial Information	3
Schedule of Expenditures	4
Schedule of Gross Expenditures and Unexpended Balances	5
Notes to the Financial Information	6-7



Independent auditors' report

Grant Thornton LLP
Suite 300
15 International Place
St. John's, NL
A1A 0L4
T +1 709 778 8800
F +1 709 722 7892
www.GrantThornton.ca

To the Members of the
House of Assembly Management Commission
Province of Newfoundland and Labrador

At the request of the Clerk of the House of Assembly, and in accordance with Section 32 of *The Auditor General Act*, we have audited the supplementary financial information of the Office of the Auditor General, Province of Newfoundland and Labrador as at March 31, 2017, the schedule of expenditures and the schedule of gross expenditures and unexpended balances, for the year then ended.

Management's responsibility for the financial statements

Management is responsible for the preparation and fair presentation of this financial information in accordance with the policies disclosed in Note 2, and for such internal control as management determines is necessary to enable the preparation of the financial information that is free from material misstatement, whether due to fraud or error.

Auditor's responsibility

Our responsibility is to express an opinion on this financial information based on our audit. We conducted our audit in accordance with Canadian generally accepted auditing standards. Those standards require that we comply with ethical requirements and plan and perform the audit to obtain reasonable assurance about whether the financial information is free from material misstatement.

An audit involves performing procedures to obtain audit evidence about the amounts and disclosures in the financial information. The procedures selected depend on the auditor's judgment, including the assessment of the risks of material misstatement of the financial information, whether due to fraud or error. In making those risk assessments, the auditor considers internal control relevant to the entity's preparation and fair presentation of the financial information in order to design audit procedures that are appropriate in the circumstances, but not for the purpose of expressing an opinion on the effectiveness of the entity's internal control.

An audit also includes evaluating the appropriateness of accounting policies used and the reasonableness of accounting estimates made by management, as well as evaluating the overall presentation of the financial information.

We believe that the audit evidence we have obtained is sufficient and appropriate to provide a basis for our audit opinion.

Opinion

In our opinion, the financial information presents fairly, in all material respects, the financial position of the Office of the Auditor General, Province of Newfoundland and Labrador, as at March 31, 2017, and the results of its operations for the year then ended in accordance with policies disclosed in Note 2.

Other matters

This financial information, which has not been, and was not intended to be, prepared in accordance with Canadian generally accepted accounting principles, is solely for the information and use of the House of Assembly Management Commission to comply with the Act. This information is not intended to be used for any other purpose.

St. John's, Canada

June 30, 2017



Chartered Professional Accountants

Office of the Auditor General
 Province of Newfoundland and Labrador
 Supplementary Financial Information

Year Ended March 31 2017 2016

Assets

Current

Accountable advance	\$ 700	\$ 700
Prepays	<u>16,584</u>	<u>16,228</u>
	<u>\$ 17,284</u>	<u>\$ 16,928</u>

Liabilities

Current

Accrued paid/annual leave	\$ 896,613	\$ 1,025,974
Accrued payroll	86,859	72,559
Accrued overtime	-	148
Accrued severance pay	<u>427,659</u>	<u>492,835</u>
	<u>\$ 1,411,131</u>	<u>\$ 1,591,516</u>

Basis of accounting (Note 2)

 Auditor General

See accompanying notes to the financial information.

Office of the Auditor General
 Province of Newfoundland and Labrador
 Schedule of Expenditures

Year Ended March 31	2017	2017	2016
	<u>Actual</u>	<u>Original Budget</u>	<u>Actual</u>
Executive Support			
Salaries	\$ 282,676	\$ 236,800	\$ 236,194
Salaries (statutory)	185,121	178,300	183,726
Employee benefits	6,498	5,000	3,455
Transportation and communications	12,825	15,200	15,226
Purchased services	-	1,000	-
	<u>\$ 487,120</u>	<u>\$ 436,300</u>	<u>\$ 438,601</u>
Administrative Support			
Salaries	\$ 186,264	\$ 215,100	\$ 283,793
Employee benefits	133	8,500	-
Transportation and communications	17,104	28,500	23,018
Supplies	36,398	64,400	53,822
Purchased services	247,861	265,800	230,562
Property, furnishings and equipment	2,702	21,100	32,786
	<u>\$ 490,462</u>	<u>\$ 603,400</u>	<u>\$ 623,981</u>
Audit Operations			
Salaries	\$ 2,386,988	\$ 2,604,600	\$ 2,252,811
Employee benefits	70,531	81,300	94,254
Transportation and communications	30,806	68,500	49,935
Professional services	322,684	99,000	106,740
	<u>\$ 2,811,009</u>	<u>\$ 2,853,400</u>	<u>\$ 2,503,740</u>
Net expenditures	<u>\$ 3,788,591</u>	<u>\$ 3,893,100</u>	<u>\$ 3,566,322</u>

Basis of accounting (Note 2)

See accompanying notes to the financial information.

Office of the Auditor General
Province of Newfoundland and Labrador
Schedule of Gross Expenditures and Unexpended Balances

Year Ended March 31	2017	2016
Original budget estimates (net)	\$ 3,893,100	\$ 3,958,900
Less: estimated statutory payments	<u>(178,300)</u>	<u>(177,100)</u>
Total appropriation	<u>3,714,800</u>	<u>3,781,800</u>
Total net expenditure	3,788,591	3,566,322
Less: statutory payments	<u>(185,121)</u>	<u>(183,726)</u>
Total gross expenditure (budgetary, non-statutory)	<u>3,603,470</u>	<u>3,382,596</u>
Unexpended balance of appropriation	<u>\$ 111,330</u>	<u>\$ 399,204</u>

See accompanying notes to the financial information.

Office of the Auditor General
Province of Newfoundland and Labrador
Notes to the Financial Information

March 31, 2017

1. Nature of operations

The *Auditor General Act* creates the Office of the Auditor General to assist in carrying out the duties prescribed. The *Act* appoints the Auditor General as the House of Assembly's independent legislative auditor of Government, its departments, agencies of the Crown, and Crown controlled corporations. The Auditor General reports to the House of Assembly, on significant matters which result from the examination of these entities.

2. Summary of significant accounting policies

This financial information has been prepared in accordance with the accounting policies set out below.

Basis of accounting

The Supplementary Financial Information is prepared on the accrual basis of accounting. The Schedule of Expenditures and the Schedule of Gross Expenditures and Unexpended Balances are based on the modified cash basis.

Assets and liabilities

Assets and liabilities are recorded on a basis consistent with the policies used in preparing the Public Accounts of the Province of Newfoundland and Labrador. Direct liabilities and convertible assets such as amounts receivable are reported on the Supplementary Financial Information on an accrual basis.

Capital assets

Capital asset acquisitions are charged as budgetary expenditures and are expensed in the year of acquisition on the Schedule of Expenditures. Capital assets are not reported on the Supplementary Financial Information but are reported in the Public Accounts of the Province of Newfoundland and Labrador.

Revenue recognition

Effective April 1, 2015, the Office of the Auditor General no longer invoices for its audit services.

Office of the Auditor General
Province of Newfoundland and Labrador

Notes to the Financial Information

March 31, 2017

2. Summary of significant accounting policies (cont'd.)

Operating expenses

Expenses are recorded on the modified cash basis as payments are made on the Schedule of Expenditures. Accrued leave, overtime, and payroll are recorded on the Supplementary Financial Information on the accrual basis of accounting.

Severance pay

Severance pay is accounted for on an accrual basis and is calculated based upon years of service and current salary levels. The right to be paid severance pay vests with employees upon nine years or more of service, and accordingly no provision has been made in the accounts for employees with less than nine years of continual service. The amount is payable when the employee ceases employment with the Province.

Income taxes

The Office of the Auditor General is not subject to Provincial or Federal income taxes.

3. Commitments

The Office is committed to annual rental payments for the next five years as follows: 2018 - \$219,813; 2019 - \$207,663; 2020 - \$173,672; 2021 - \$3,714; and 2022 - \$1,548.

4. Employee future benefits

Under the *Auditor General Act*, all persons employed in the Office of the Auditor General are employees for the purposes of the *Public Service Pensions Act, 1991*, and are entitled to all the benefits under that *Act*. No pension or other post employment future benefit expenditures have been recorded in this financial information.

Pension liability and group life and health insurance liability are recognized in the Public Accounts for all public servants. Pension expense and group life and health insurance expense for public servants are also reported in the Public Accounts under the Consolidated Fund Services. The Province matched the contributions of public servants and these expenses are recorded under the Consolidated Fund Services.

House of Assembly Management Commission

Briefing Note

Title: Request for Appeal – Member for Bonavista

Issue: Payment of invoice from previous fiscal year (2016-17).

Background:

- The Member for Bonavista is appealing the denial of payment by Corporate and Members' Services Division of certain expenses incurred by the Member. The expenditures were rejected for payment as they were incurred in the 2016-17 fiscal year, but not submitted for payment within 30 days of the end of that year.
- Subsection 7(2) of the *Members Resources and Allowances Rules* (the Rules) states that

(2) A claim against an allowance for a payment or reimbursement shall be made in respect of the fiscal year in which the expenditure was made or incurred, and shall be submitted and received by the clerk not more than 30 days after the end of that fiscal year.

- The expenses submitted, totaling \$300.00, are permitted under the Rules, but could not be approved for payment as per the provisions of subsection 7(2).
- The Member for Bonavista is appealing this decision and has made a request to the Management Commission in accordance with Section 24 *House of Assembly Accountability, Integrity and Administration Act* (the Act).
- The Commission may make a ruling on payment of these expenses as per subsection 24(9) of the Act which states:

(9) Notwithstanding that an expense claim has been denied by an officer, staff member or the speaker, in accordance with the rules, where there is an appeal to the commission under this section and the commission determines that that claimed expense amount

(a) has been incurred by the member; and

(b) is a permitted expense under the Act and rules; and

(c) *does not exceed an expense amount or allowance allocation permitted under the rules,*

and a denial of payment of the expense amount would, in the opinion of the commission, be unjust, the commission may approve the expenditure for the claimed expense to the extent that the commission considers to be just and the decision of the commission is final.

- While there were sufficient funds remaining in the Member's allocation to pay the expenses had they been submitted in the 2016-17 fiscal year, the expenses cannot be charged to the Member's expense allocation for that year because they were not submitted by the deadline of April 30, 2017. Should the Commission approve payment, the expenses will be charged to the Member's allocation for the current fiscal year (2017-18).
- The attached letter from the Member for Bonavista provides further details.

Analysis:

Legal Consultation:

Not applicable.

Internal Consultation(s):

Not applicable.

External Consultation(s):

Not applicable.

Comparison to Government Policy:

Not applicable.

Financial Impact:

Not applicable.

Legislative Impact:

Not applicable.

Options:

1. Approve the payment of expenses totaling \$300.00 for the Member for Bonavista with the expenses to be paid within the appropriate allocation for the 2017-18 fiscal year.
2. Deny the payment of expenses totaling \$300.00 for the Member for Bonavista.

Status:

- Not applicable.

Action Required:

- The decision of the Commission is requested.

Prepared by: Bobbi Russell
Date: October 3, 2017

Approved by: Sandra Barnes

Attachments:

1. Letter from the Member for Bonavista to the Speaker.



HOUSE OF ASSEMBLY
Newfoundland and Labrador

Neil King, MHA
District of Bonavista

June 5, 2017

Honourable Tom Osbourne
Office of the Speaker
Main Floor, East Block
Confederation Building
P.O. Box 8700
St. John's, NL A1B 4J6

Mr. Speaker,

Please accept this as a request to appeal coverage for the invoice from Port Blanford Winterbrook Development Association for office rental on October 20th, 2016 and Feb 22, 2016. This invoice did not get submitted before the end of the last fiscal year therefore requesting payment from this year's funds.

Thank you for considering this request,

Respectfully,

Neil King, MHA
District of Bonavista

House of Assembly Management Commission

Briefing Note

Title: Request for Appeal – Member for Exploits

Issue: Appeal of ruling on payment of advertising expenses.

Background:

- The Member for Exploits is appealing the denial of payment by Corporate and Members' Services Division of an expense related to advertising.
- The expense, totaling \$115.00, was for an advertisement which appeared in the Bishop's Fall Annual Civic Awards program.
- MHAs are permitted to conduct advertising in print media provided it complies with the provisions of the Advertising Policy for Members of the House of Assembly. Further, the Management Commission accepted recommendation 12 of the 2016 Members' Compensation Review Committee (**CM 2016-074**) that all advertising be restricted to the size of a business card (2 x 3.5).
- Following a review of the expenses, Corporate and Members' Services Division determined it is not eligible for reimbursement as it does not comply with recommendation 12 of the 2016 MCRC with respect to business card size.
- The Member for Exploits is appealing this decision and has made a request to the Management Commission in accordance with Section 24 *House of Assembly Accountability, Integrity and Administration Act* (the Act).
- The Commission may make a ruling on these expenses as per subsection 24(9) of the Act which states:
 - (9) *Notwithstanding that an expense claim has been denied by an officer, staff member or the speaker, in accordance with the rules, where there is an appeal to the commission under this section and the commission determines that that claimed expense amount*
 - (a) *has been incurred by the member; and*
 - (b) *is a permitted expense under the Act and rules; and*
 - (c) *does not exceed an expense amount or allowance allocation permitted under the rules,*

and a denial of payment of the expense amount would, in the opinion of the commission, be unjust, the commission may approve the expenditure for the claimed expense to the extent that the commission considers to be just and the decision of the commission is final.

- The attached letter from the Member for Exploits provides further detail.

Analysis:

Legal Consultation:

Not applicable.

Internal Consultation(s):

Corporate and Members' Services Division

External Consultation(s):

Not applicable.

Comparison to Government Policy:

Not applicable.

Financial Impact:

Not applicable.

Legislative Impact:

Not applicable.

Options:

1. Approve the payment of the advertising expense totaling \$115.00 for the Member for Humber-Bay of Islands.
2. Uphold the decision to deny the payment of the advertising expense \$115.00 for the Member for Exploits.

Status:

- Not applicable.

Action Required:

- The decision of the Commission is requested.

Prepared by: Bobbi Russell
Date: February 8, 2017

Approved by: Sandra Barnes

Attachments:

1. Correspondence dated August 29, 2017 from the Member for Exploits to the Speaker.
2. Correspondence dated September 5, 2017 from the Speaker to the Member for Exploits.



August 29, 2017

Hon. Perry Trimper, MHA
Speaker of the House of Assembly
Confederation Building
P.O. Box 8700
St. John's, NL A1B 4J6

Dear Mr. Trimper;

Please accept this correspondence as an official appeal to the House of Assembly Management Commission of Invoice # 13866 Dated May 1, 2017 from Morgan Printing of Bishop's Falls. The invoice was rejected due to the Ad which was placed in the Bishop's Falls Annual Civic Awards Booklet was bigger than the Business Card Size which would have been allowable.

I have enclosed the copy of the invoice and the ad which was just slightly bigger than the business card size.

I am requesting the approval of the Commission to be reimbursed for this expense.

Thank you for consideration of this matter.

Jerry Dean, MHA
District of Exploits

Jerry Dean, MHA – District of Exploits
6 Dominic Street, Bishop's Falls, NL A0H 1C0



HOUSE OF ASSEMBLY
Newfoundland and Labrador
OFFICE OF THE SPEAKER

September 5, 2017

MHA Jerry Dean
6 Dominic Street
Bishop's Falls, NL
A0H 1C0

Dear MHA Dean:

I am writing in response to your correspondence of August 29, 2017 regarding expenses in the amount of \$115 which have been rejected for payment by the Corporate and Members' Services Division.

The process for rulings on allowance use is outlined in Section 24 of the *House of Assembly Accountability, Integrity and Administration Act* (the Act). Given the reason(s) for the rejection of payment of these expenditures, this matter must be brought to a regular meeting of the Management Commission for consideration.

I have arranged for this item to be placed on the agenda of an upcoming meeting. Should you wish to submit further information or documentation in support of this appeal, please forward it to my office as soon as possible.

I will notify you once the Management Commission has reviewed and made a ruling on this matter.

Regards,

A handwritten signature in black ink, appearing to read "Perry Trimper".

HON. PERRY TRIMPER
Speaker of the House of Assembly
Chair of the House of Assembly Management Commission

c.c. Ms. Wanda Lee Mercer, Chief Financial Officer

**House of Assembly Management Commission
Briefing Note**

Title: 2016 Members' Compensation Review Committee (MCRC) Implementation

Issue: Severance Policy for Members of the House of Assembly

Background:

- At its meeting on December 7, 2016, the Management Commission accepted recommendations 31-38 of the 2016 MCRC Report with respect to severance for Members of the House of Assembly (**CM 2016-062 to CM 2016-069** refer).
- At its meeting on March 15, 2017, the Management Commission accepted recommendation 44 of the 2016 MCRC Report that the new severance provisions shall not apply to Members of the House of Assembly who were elected before November 30, 2015 (**CM 2017-025** refers).
- For ease of reference, this Severance Policy for Members of the House of Assembly is a consolidation of severance provisions for Members who were elected both prior to and after November 30, 2015.
- The severance provisions in effect for Members who were elected prior to November 30, 2015 are included in the draft policy under Section 4.0. The severance provisions applicable to those elected on or after November 30, 2015 are included in Section 5.0.
- One of the accepted recommendations applicable to those elected on or after November 30, 2015, stated that severance benefits shall cease during the transition period should any of the circumstances occur as now outlined in section 5.6 of the policy document.
- MCRC Recommendation 33, accepted by the Commission at its December 7, 2016 meeting, stated that severance shall be paid monthly during the transition period. The transition period was not defined.
- Possible definitions which the Commission may wish to consider include the following:
 1. The transition period will be same number of months (3, 6) for all Members, regardless of years of service.
 2. The transition period will be the number of months equal to the amount of the dollar value of the severance (e.g. A Member who serves 2 General Assemblies will be entitled to severance payment of \$47,678, which is 50% of the current annual salary

for Members. As this is the equivalent of 6 month's salary, the transition period in this scenario will be 6 months.

- Due to the difficulty in monitoring actions of former Members during the transition period, it is the duty of outgoing Members to notify the Legislature should one of those circumstances occur. Members will be required to sign an affidavit to this effect.

Analysis:

Legal Consultation:

Law Clerk

Internal Consultation(s):

Corporate and Members' Services

External Consultation(s):

N/A

Comparison to Government Policy:

Current government practice provides that, upon retirement, severance can be paid out in either or both calendar years providing that it is paid out in the fiscal year in which the retirement occurs.

Financial Impact:

Cannot be determined at this time.

Legislative Impact:

N/A

Options:

- 1) Approve the Consolidated Severance Policy for Members of the House of Assembly, defining the transition period using **ONE** of the following:
 - a) The transition period will be same number of months (3, 6) for all Members, regardless of years of service.
 - b) The transition period will be the number of months equal to the amount of the dollar value of the severance (e.g. A Member who serves 2 General Assemblies will be entitled to severance payment of \$47,678, which is 50% of the current annual salary for Members. As this is the equivalent of 6 month's salary, the transition period in this scenario will be 6 months.
 - c) Other option as directed by the Commission

Status:

- As the Commission has already accepted the MCRC severance recommendations, the provisions outlined in the draft policy are already in effect. Approval of the consolidated policy document ensures that all severance provisions (those applied to Members elected before November 30, 2015, and those applied to Members elected on/after November 30, 2015) are clearly outlined in one document.

Action Required:

- The direction of the Commission is requested.

Prepared by: Marie Keefe
Date: May 17, 2017

Approved by: Sandra Barnes

Attachments:

1. Draft Consolidated Severance Policy



House of Assembly

Severance Policy for Members of the House of Assembly

October 2017

Table of Contents

1.0 Introduction

2.0 Purpose

3.0 Applicability

4.0 Member's First Elected Before November 30, 2015

5.0 Member's First Elected On/After November 30, 2015

DRAFT

1.0 Introduction

Under the authority of paragraph 11(3)(a) and subparagraph 20(6)(b)(ii) of the *House of Assembly Accountability, Integrity and Administration Act* (the Act), the House of Assembly Management Commission establishes this policy respecting severance for Members of the House of Assembly.

2.0 Purpose

The purpose of this policy is to establish guidelines to ensure that severance paid to Members of the House of Assembly is done in accordance with the parameters accepted and approved by the House of Assembly Management Commission.

3.0 Applicability

The severance provisions outlined in **Section 4.0** of this policy apply only to those Members who were **first elected before** November 30, 2015.

The severance provisions outlined in **Section 5.0** of this policy apply only to those Members **first elected on or after** November 30, 2015.

3.1 Breaks in Service

If a Member is re-elected following a break in service, prior service for which severance has already been paid is not counted towards years of service for future severance. The Member shall be considered as commencing his/her first General Assembly, regardless of how many Assemblies he/she may have served previously.

4.0 Members First Elected Before November 30, 2015

4.1 Eligibility

A Member who resigns, retires or is defeated is eligible for severance.

4.2 Definition of Salary

For the purpose of calculating severance under this section, salary is 81.2% of the Member's gross salary as established in section 11 of the Act. Salaries paid to a Member for occupying a Legislative Office are not included in the calculation of severance.

4.3 Calculation

Severance shall be calculated at one month salary for each year of MHA service and prorated for part of the year's service, to a maximum of 12 months and with a minimum of 3 months.

4.4 Payment

Severance is paid as a lump sum within the same fiscal year of the Member's termination.

5.0 Members First Elected On/After November 30, 2015

5.1 Eligibility

A Member must serve at least 3 years in order to be eligible for severance.

Any Member who is disqualified from being a Member pursuant to Part V of the Act other than the failure to be re-elected or the resignation of his/her seat, is not eligible to receive severance.

5.2 Definition of Salary

For the purpose of calculating severance under this section, severance is based on the salary payable to a Member as established in section 11 of the Act. Salaries paid to a Member for occupying a Legislative Office are not included in the calculation of severance.

5.3 Calculation

Severance shall be calculated as follows:

- If the Member's service ends at the conclusion of his/her 1st General Assembly, 20% of the Member's salary is payable as severance;
- If the Member's service ends at the conclusion of his/her 2nd General Assembly, 50% of the Member's salary is payable as severance;
- If the Member's service ends at the conclusion of his/her 3rd General Assembly or thereafter, a maximum of 75% of the Member's salary is payable as severance.

If a Member's service ends prior to the end of an Assembly, the severance will be pro-rated for the years of service.

5.4 Deductions

Severance benefits paid to a Member from any other government source including, but not limited to, severance benefits paid by Executive Council (e.g. the receipt by a Minister of payment upon leaving a Ministerial office and an extended car allowance) shall be deducted from the severance payable to an MHA from the House of Assembly.

The overall severance from all sources must not exceed the maximum severance payable pursuant to subsection 5.2 of this policy.

5.5 Payment

Severance shall be paid monthly during the transition period.

5.6 Cessation

Severance benefits shall cease if, during the transition period, a Member:

- a. is eligible to receive a pension sponsored by the Government of Newfoundland and Labrador during the transition period;
- b. obtains fulltime employment with the public sector;
- c. is appointed a provincial or federal judge;
- d. is appointed to the Senate of Canada;
- e. is elected as a Member of the House of Commons;
- f. is appointed Lieutenant-Governor of Newfoundland and Labrador;
- g. is appointed Governor General of Canada.

Members will be required to sign an affidavit declaring their responsibility to notify the Legislature should one of the above occur during the transition period.

**House of Assembly Management Commission
Briefing Note**

Title: Amendments to Advertising and Publications Policy

Issue: Recommendations of the Ad Hoc Committee on the Advertising & Publications Policy

Background:

- At its meetings on November 30 and December 7, 2016, the Management Commission accepted recommendations of the 2016 Members' Compensation Review Committee (MCRC) respecting MHA advertising and Member-created householders/publications (CM 2016-050, CM 2016-074, CM 2016-075 & CM 2016-077 refer).
- As a result of accepting these recommendations, the necessary amendments were made to the Advertising Policy for Members of the House of Assembly – March 2011, and brought forward to the Management Commission at its March 15, 2017 meeting. At that meeting, it was directed that an Ad Hoc Committee be formed with representation for each of the three caucuses to review the draft policy and provide recommendations to the Commission.
- The Ad Hoc Committee was comprised of the following:
 - Three MHAs from the Government caucus (Member for the District of Terra Nova, Member for the District of Bonavista, and Member for the District of Lewisporte-Twillingate);
 - Two from the Official Opposition caucus (Member for the District of Conception Bay East-Bell Island, and Member for Mount Pearl North); and,
 - One from the Third Party caucus (Member for St. John's Centre).
- The Committee met on several occasions to discuss issues with respect to advertising and Member-created householders/publications. The Committee also considered the issue of sending greeting cards and made a recommendation; this is addressed in the next agenda item.
- The House of Assembly Service was consulted regarding implications of any recommended changes and subsequently met with the committee on its proposal. The draft policy document was provided to the Ad Hoc Committee members who confirmed that the draft policy addresses their recommendations.
- Attachment 1 provides a summary of the Ad Hoc Committee's recommendations, including implementation considerations for the Management Commission. Attachment 2 is the draft Advertising and Publications Policy for Members of the House of Assembly, with revisions that address the recommendations of the Ad Hoc Committee.

- Should the Commission accept the recommendation of the Ad Hoc Committee to remove the restriction of business card size for print media, the Commission Minute which adopted recommendation 12 of 2016 MCRC will need to be rescinded. (CM2016-074 refers.)

Analysis:

Legal Consultation:

Law Clerk

Internal Consultation(s):

Ad Hoc Committee on Advertising and Publications
Corporate and Members' Services

External Consultation(s):

N/A

Comparison to Government Policy:

N/A

Financial Impact:

N/A

Legislative Impact:

N/A

Options:

Motion 1:

1. The Commission rescinds **CM 2016-074** which adopted recommendation 12 of the 2016 MCRC.
2. The Commission does not rescind **CM 2016-074** which adopted recommendation 12 of the 2016 MCRC.

Motion 2:

1. The Commission approves the proposed Advertising and Publications Policy with changes as directed by the Commission.
2. The Commission does not approve the proposed Advertising and Publications Policy.

Status:

- Current provisions apply

Action Required:

- The direction of the Commission is requested.

Prepared by: Bobbi Russell
Date: October 10, 2017

Approved by: Sandra Barnes

Attachments:

1. Recommendations of the Ad Hoc Committee
2. Draft Advertising and Publications Policy – Revised October 2017

Advertising & Member-Created Householders/Publications

Summary of Recommendations of the Ad Hoc Committee to the Management Commission

October 2017

Recommendation of Ad Hoc Committee	Implementation Considerations for HoamC
Remove restriction of business card size for print media. Business card format will still apply.	Restriction on business card size removed from Section 6.1 (Print Media) of draft policy (attached). The Management Commission will have to rescind acceptance of Recommendation 12 of the 2016 MCRC (which restricted Member advertising in print media to business card size only).
Allow advertising on signs/banners (e.g. arena/sports field advertising, community billboards, etc.)	See response above. Management Commission to provide direction as to whether it wishes to proceed with accepting this recommendation of the Ad Hoc Committee.
Allow Members to appear in television advertising (video recording).	Revisions made to address this in sections 6.3 and 6.4 of the draft policy (attached).
Provide broader definition of “significant group/segment” within the constituency (i.e. Principle: “All households or a significant group/segment of the member’s constituency is targeted”). Member’s decision to advertise should be based on more than numbers alone.	This principle has been removed from Section 4.0 of draft policy (attached).
Allow use of predominant party colour in advertising and Member-created householders/publications.	Removed from section 5.2 of draft policy (attached).
Allow use of social media handles that do not identify a political party.	Revisions to section 5.1 of draft policy (attached).

Recommendation of Ad Hoc Committee	Implementation Considerations for HoamC
<p>Make prior approval mandatory for advertising and Member-created householders/publications.</p>	<p>Revisions made to section 8.0 of draft policy (attached).</p>
<p>Outline the appeal process for Members.</p>	<p>The appeal process for Members is outlined in section 24 of the <i>House of Assembly Accountability, Integrity and Administration Act</i>. It has been added to the draft policy (attached – see section 9.0) to provide clarity.</p>
<p>Provide greater clarity on the provisions that apply to advertising (third party medium) vs. those that apply to Member-created householders/publications.</p>	<p>Revisions made to sections 3.0, 6.0 and 7.0 of the draft policy (attached) to provide greater clarity on the provisions that apply to advertising (third party medium) vs. those that apply to Member-created householders/publications.</p>
<p>Define what is meant by “brief message” in radio advertising (e.g. 30 seconds/60 seconds, etc.).</p>	<p>Revisions made to section 6.2 (Radio) of the draft policy (attached). The length of the message will be left to the judgement of the Member.</p>
<p>Provide greater clarity on the purpose of Member-created householders/publications.</p>	<p>Revisions made to section 7.0 of draft policy (attached) that provides greater clarity.</p>



House of Assembly

**Advertising & Publications Policy
For Members of the House of Assembly**

October 2017

Table of Contents

- 1.0 Approval**
- 2.0 Accountability**
- 3.0 Purpose**
- 4.0 Principles**
- 5.0 Content**
 - 5.1 Allowable**
 - 5.2 Non-Allowable**
- 6.0 Advertising**
 - 6.1 Print Media**
 - 6.2 Radio**
 - 6.3 Television**
 - 6.4 Web-based**
- 7.0 Publications**
- 8.0 Approval & Payment Process**

1.0 Approval

Under the authority of subparagraph 20(6)(b)(ii) of the *House of Assembly Accountability, Integrity and Administration Act* (the Act), the House of Assembly Management Commission establishes this policy respecting advertising and publications for Members of the House of Assembly.

2.0 Accountability

Members are responsible for compliance with the requirements for claims, payments and reimbursement of expenses under the *House of Assembly Accountability, Integrity and Administration Act*, the *Members' Resources and Allowances Rules* (the Rules), and directives/policies of the Management Commission.

Expenses for advertising and publications that **do not comply** with the provisions of this policy **cannot be reimbursed** by the House of Assembly.

3.0 Purpose

The purpose of this policy is to establish guidelines to ensure that all expenses for advertising and publications paid out of public funds are in accordance with Section 24 of the *Members' Resources and Allowances Rules*, and are in keeping with the intent and principles of the Rules, the Act and directives of the Commission.

Sections 1.0 to 4.0, Section 8.0 and Section 9.0 of this Policy apply to **both advertising and publications**. Section 6.0 applies to **advertising only**. Section 7.0 applies to **Member-created publications/householders only**.

4.0 Principles

The following principles must be adhered to for all expenses related to advertising and publications. The Member must ensure that:

- Expenses are incurred in the conduct of constituency business;
- Contact information is included to assist constituents;
- Costs are reasonable in relation to the type of advertising/publication;
- Costs do not represent a donation to an organization/group*.

** If a donation is referenced in a request to advertise from a community/group organization, it is allowable provided the advertisement complies with all provisions of the policy; the word "donation" is not referenced in the ad; and something tangible (the advertisement) is received in exchange for the associated costs.*

Costs related to advertising and publications **are not permitted** during the **Election Writ period**.

Comment [RB1]: Added to provide clarity on advertising vs. publications as per comments of Ad Hoc Committee.

Comment [RB2]: The principle stating that advertising/publications must "reach all households or a significant group/segment of the constituency" has been removed. As per the comments of the Ad Hoc Committee, advertising will not be rejected based on the number of households or group/segment it reaches. It will be up to the Member to make the determination based on allocated funds available for advertising/publication expenses.

5.0 Content

The following section provides criteria on allowable and non-allowable content for advertising and publications. **Costs** related to advertising and publications that contain any **non-allowable** content **will not** be reimbursed by the House of Assembly.

5.1 Allowable

- Name of Member
- Photo of Member
- Name of Electoral District
- Email address of Member
- Telephone number of Member/Constituency Office
- Address of Member/Constituency Office
- Location of Constituency Office
- Constituency Office Hours
- Name of Constituency Assistant
- Contact Information for Constituency Assistant (phone number and email address)
- Fax Number for Constituency Office
- NL Coat of Arms
- Official symbols advising of social media presence (i.e. Facebook, Twitter, Instagram, Snapchat, etc.)
- **Social media handles that do not identify a political party are permitted**

Comment [RB3]: Amended as per recommendation of the Ad Hoc Committee

5.2 Non-Allowable

- **Name or logo of a political party;**
- Statements of a partisan nature;
- Statements which advocate a particular position, or attempt to influence public opinion on a matter before the House of Assembly;
- Thank you to the constituents for voting for, or electing, the Member
- Statements to solicit funds;
- Content that disparages any political position, or the political position of an individual;
- Content related to departmental business/matters (if the Member is a Minister);
- Advertising on articles of clothing;
- Other items as deemed non-allowable by the Management Commission;
- Social media handles/links to social media pages which identify political party affiliations..

Comment [RB4]: "Predominant party colour" removed from no n-allowable as per recommendation of the Ad Hoc Committee.

6.0 Advertising

[This section applies to advertising purchased by the Member from a third-party medium.]

Comment [RB5]: Added to provide clarity on advertising vs. publications, as per Ad Hoc Committee comments.

The primary purpose of advertising by a Member is to provide constituents with contact information and constituency office hours/location. Advertising may also recognize weeks, days and events at the national level (e.g. Canada Day, Remembrance Day, Labour Day), provincial level (Volunteer Week, Injured Workers' Week, other days/weeks formally recognized in the province) and constituency level (community days/weeks/events, Come Home Years), provided it is done within the parameters for advertising as outlined in this section.

The following is not permitted:

- Advertising of messages of **greeting**;
- Advertising of messages of **welcome and congratulations**, unless the purpose of the message is recognizing a **week/day/event at the national/provincial/constituency level**.
- Advertising that contains any of the **non-allowable content** outlined in **section 5.2** of this policy.

6.1 Print Media

Print media includes newspapers, magazines, event programs/calendars, **signs/banners** and other third-party publications.

Comment [RB6]: Added as per recommendation of Ad Hoc Committee.

The following criteria must be followed when advertising in print media:

- Be in business card **format** as per the **attached template**;
- Be in black and white (unless the medium is predominantly color).

If advertising in print media with a **message of welcome/congratulations** related to **week/day/event at the national/provincial/constituency level**, the advertisement must still **comply with the business card format** as per the attached template.

6.2 Radio

The following criteria must be followed when advertising on radio:

- Aired on stations that broadcast in the Member's District;
- Contain a message:
 - recognizing a week/day/event at the national, provincial or constituency level; or
 - which includes a message of welcome or congratulations related to a week/day/event at the national, provincial or constituency level;
- Include contact information.

6.3 Television

The following criteria must be followed when advertising on television:

- May be still image* or include a video recording;
- Must include the Member's contact information;
- Broadcast on stations in the Member's District.

Comment [RB7]: As per recommendation of the Ad Hoc Committee

If using still image television advertising, the ad must be in business card format as per the **attached template**, and may include a photo of the Member.

6.4 Web-based Advertising

The following criteria must be followed when using web-based advertising:

- May be still image* or include a video recording;
- Must include the Member's contact information;

Comment [RB8]: As per recommendation of the Ad Hoc Committee

*If using still image web advertising, the ad must be in business card format as per the **attached template**, and may include a photo of the Member.

7.0 Publications/Householders Developed by Members

This section applies to publications (such as newsletters, posters, door hangers, post cards, other householders) that are developed/created by the Member for distribution to constituents.

Comment [RB9]: Modified section title to provide greater clarity to Members.

The primary purpose of these publications is to provide constituents with contact information, constituency office hours/location, and other information that is relevant to the constituency including (but not limited to):

- Notice of meetings;
- Messages of welcome;
- Messages of greetings (Christmas and/or other holidays);
- Messages of congratulations (Recognizing an individual, or group of individuals, on a significant achievement or award);
- Recognition of special weeks/days/events at the national/provincial/constituency-level.
- Information on the work the MHA has been doing on behalf of the constituency (provided it complies with the principles in Section 4.0 and the content guidelines in Section 5.0).

Comment [RB10]: Added to provide clarity on advertising vs. publications as per comments of Ad Hoc Committee.

Comment [RB11]: Added as per recommendation of Ad Hoc Committee.

Costs for publications containing any of the **non-allowable content** outlined in **section 5.2** of this policy **cannot be reimbursed**.

8.0 Approval & Payment Process

All advertising and publications **must be submitted for pre-approval** to the Corporate and Members' Services Division (CMS) to ensure it complies with the provisions of this policy prior to any costs being incurred. If the advertisement/publication is not submitted for pre-approval prior to costs being incurred by the Member, those costs cannot be reimbursed if the provisions of this policy are not met. **If the advertisement/publication receives prior approval, but the final product differs from what was originally submitted, costs cannot be reimbursed if the provisions of this policy are not met.**

Comment [RB12]: Added as per recommendation of Ad Hoc Committee.

Members **must submit a requisition** for costs related to advertising/publications in advance to allow CMS to make payments on the Member's behalf.

Comment [RB13]: Added to provide clarity on pre-approval process as per comments of Ad Hoc Committee.

CMS is responsible for administering this policy, including established criteria for all advertising and publications for Members of the House of Assembly.

9.0 Appeal Process

Section 24 of the *House of Assembly Accountability, Integrity and Administration Act* outlines the process for rulings on allowance use. When an expense related to advertising or publications has been rejected for reimbursement or payment, a Member may choose to submit an appeal of the decision to the Speaker as the Chair of the House of Assembly Management Commission. Under the Act, the Speaker may make a ruling on the matter and distribute the ruling to the Commission for concurrence. Alternatively, the Speaker may choose to bring the matter to a regular meeting of the Commission for consideration.

Comment [RB14]: While appeal process already exists under the provisions of the Act, a section was added to outline the process already in place as per comments from the Ad Hoc Committee. This process is also outlined in the Members' Administration Guide.

The following outlines the process for a Member to follow when appealing an expense that has been rejected for payment:

- Member must submit a request in writing to the Speaker outlining details of the expense(s) that has been rejected and reason(s) for the rejection. The Member must demonstrate that the expenditures are in compliance with the Act, the Rules or a Directive of the Commission. Once the request is received by the Speaker, he/she may request further information on the expenditure(s) in question if necessary.
- Once the matter has been reviewed by the Speaker, the Member will be notified in writing as to whether a ruling will be made by the Speaker, or brought to a meeting of the Management Commission for consideration.

**Advertising template
Business card format**

INSERT
PHOTO or
COAT OF
ARMS (***not
required***)

INSERT NAME, MHA (***required***)
INSERT DISTRICT (***required***)

Insert message (***Not required. See section 6.0 of policy for
guidelines if including a message.***)

Space for contact info
(***required***); or
Other info (***see section
5.0 for guidelines***)

Space for contact info
(***required***); or
Other info (***see section
5.0 for guidelines***)

**House of Assembly Management Commission
Briefing Note**

Title: Special Occasion Greeting Cards

Issue: Special occasion card expenditures by Members - Office Operations, Supplies & Communications

Background:

- At its meeting on November 30, 2016, the Management Commission accepted a recommendation of the 2016 Members' Compensation Review Committee (MCRC) that the recovery of expenses related to seasonal and special occasion cards be prohibited (**CM 2016-050 refers**).
- To give effect to this recommendation, the Commission approved an amendment to section 24 of the *Members' Resources and Allowances Rules* (the Rules) to remove seasonal and special occasion cards as an allowable expense under the office operations, supplies and communications allocation (**CM 2017-021 refers**).
- At its March 15, 2017 meeting, the Management Commission directed that an Ad Hoc Committee be appointed with representation from each of the three caucuses to review and make recommendations respecting the draft Advertising and Publications Policy. During their deliberations, the Ad Hoc Committee also discussed the restriction on seasonal and special occasion cards.
- While the Committee agrees with prohibiting expenses related to seasonal cards (e.g. Christmas, Hanukkah, etc.) it is recommending that the Management Commission reconsider its decision, and allow Members the recovery of expenses related to greeting cards for the following occasions only:
 - Anniversary
 - Birthday
 - Sympathy
- Should the Commission accept this recommendation, an amendment will be required to section 24 of the Rules to allow for the recovery of expenses related to special occasion cards under the office operations, supplies and communications allocation.

Analysis:

Legal Consultation:

Law Clerk – House of Assembly

Internal Consultation(s):

Corporate & Members' Services

External Consultation(s):

N/A

Comparison to Government Policy:

N/A

Financial Impact:

N/A

Legislative Impact:

An amendment will be required to section 24 of the *Members' Resources and Allowances Rules*.

Options:

- Approve the recovery of expenses related to sending anniversary, birthday and sympathy cards only; and approve the necessary amendment to section 24 of the *Members' Resources and Allowance Rules*. The recovery of expenses related to seasonal greetings (e.g. Christmas, Hanukkah, etc.) will still be prohibited.
- Do not approve the recovery of expenses related to the sending of anniversary, birthday and sympathy cards only. The current provisions of the Rules prohibited expenses related to seasonal and special occasion greeting cards will remain in effect.

Status:

- Current provisions of the *Members' Resources and Allowances Rules* remain in effect – expenses related to seasonal and special occasion greeting cards are prohibited.

Action Required:

Recommended Minute:

Pursuant to Section 64 of the *House of Assembly Accountability, Integrity and Administration Act*, the Commission approves the following amendment to Section 24 *Members' Resources and Allowances Rules*, subject to final wording by the Office of the Legislative Counsel:

Section 24 of the *Members' Resources and Allowances Rules* is repealed and the following substituted:

Office operations, supplies and communications allowance

24. (1) A member may claim against the office operations and supplies allowance for reimbursement to cover operational costs of operating a constituency office including,
- (a) office supplies;

- (b) printing;*
- (c) photocopies;*
- (d) newspapers;*
- (e) answering services;*
- (f) staff professional development;*
- (g) courier services and postage;*
- (h) database maintenance;*
- (i) advertising in the form and with the content outlined in the policies of the commission;*
- (j) special occasion cards;*
- (k) those other items identified and directed by the commission.*

(2) For the purpose of subsection (1), “special occasion cards” mean anniversary, birthday or sympathy cards, but does not include Christmas cards or other seasonal cards.

Prepared by: Bobbi Russell
Date: October 6, 2017

Approved by: Sandra Barnes

**House of Assembly Management Commission
Briefing Note**

Title: Standard Office Allocation Package

Issue: Approval to pay invoice and amend the Standard Office Allocation Package

Background:

- The *Standard Office Allocation Package for Members of the House of Assembly and Constituency Assistants*, approved by the Commission in 2007, details the office furniture, equipment and services which are to be provided to Members and Constituency Assistants.
- It also includes a provision for the Clerk of the House of Assembly to pre-approve the purchase of other furniture and equipment up to a maximum of \$500. All such approvals must be reported at a future meeting of the Commission. The maximum has not been increased since it was first established in 2007.
- In April, 2017, a Purchase Order was issued in the amount of \$792.26 for the purchase of a table for the constituency office of the Member for the District of Placentia-St. Mary's. The invoice was received from the vendor in May, 2017. As this amount exceeds the maximum of \$500, the invoice cannot be paid without the approval of the Commission.
- As there has been no increase since 2007 in the maximum allowed for pre-approval by the Clerk, the House of Assembly Service is recommending the maximum be increased to \$1000 to reflect increasing costs over the past 10 years.
- Should the Commission approve the increased maximum, the *Standard Office Allocation Package for Members and Constituency Assistants* will need to be amended to read as follows:

“Other furniture and equipment as pre- approved for purchase by the Clerk of the House of Assembly, to a maximum of \$1000, with the Clerk to report all such approvals to the Commission”

Analysis:

Legal Consultation:

N/A

Internal Consultation(s):

N/A

External Consultation(s):

N/A

Comparison to Government Policy:

N/A

Financial Impact:

N/A

Legislative Impact:

N/A

Motion 1- Options:

- Approve the payment of the invoice in the amount of \$792.26
- Do not approve the payment of the invoice in the amount of \$792.26

Motion 2 - Options:

- Approve proposed amendment to the *Standard Office Allocation Package for Members and Constituency Assistants* to increase the maximum amount for pre-approval to \$1000.
- Do not approve the proposed amendment to the *Standard Office Allocation Package for Members and Constituency Assistants*.

Status:

- The invoice remains outstanding since May, 2017. The current policy remains in effect.

Action Required:

Recommended Minutes:

1. The Commission approves the payment of the invoice in the amount of \$792.26.
2. Pursuant to subparagraph 20(6)(b)(ii) of the *House of Assembly Accountability, Integrity and Administration Act*, the Commission approves the proposed amendment to the *Standard Office Allocation Package for Members and Constituency Assistants*, to increase the maximum amount to \$1000 for pre-approval by the Clerk.

Prepared by: Marie Keefe
Date: October 6, 2017

Approved by: Sandra Barnes