



**House of Assembly
Newfoundland and Labrador**

**Minutes of the House of Assembly
Management Commission**

Date: February 20, 2019

Location: HOA Committee Room

Time: 1:30 pm

Members Present:

Hon. Perry Trimper, Speaker (Chair)
Hon. Andrew Parsons, Government House Leader
Mr. Keith Hutchings, Opposition House Leader
Mr. Mark Browne, MHA (Lib) Placentia West-Bellevue
Hon. Siobhan Coady, MHA (Lib), St. John's West
Mr. Ches Crosbie, MHA (PC), Windsor Lake
Ms. Lorraine Michael, MHA (NDP), St. John's East-Quidi Vidi
Ms. Sandra Barnes, Clerk of the House of Assembly

Other

Mr. Brian Warr, MHA, Deputy Speaker
Ms. Bobbi Russell, Policy & Communications Officer
Ms. Kim HawleyGeorge, Law Clerk
Ms. Wanda Lee Mercer, Chief Financial Officer
Mr. Bruce Chaulk, Chief Electoral Officer

CM 2019-003 The Commission, at an *in-camera* meeting, approved the 2019-2020 estimates for the following Activities, to be forwarded to the Minister of Finance for inclusion in the 2019 Estimates and voted on in the Legislature:

Office of the Auditor General - \$3,809,700
Office of the Chief Electoral Officer - \$7,479,400
Office of the Citizens' Representative - \$833,500
Office of the Child and Youth Advocate - \$1,398,900
Office of the Information and Privacy Commissioner - \$1,337,200
Office of the Seniors' Advocate - \$500,000
Administrative Support - \$2,257,700
Legislative Library and Records Management - \$727,100
Hansard and Broadcast Centre - \$1,147,200
Members' Resources - \$8,915,100
House Operations - \$398,400

Government Members' Caucus - \$565,000

Official Opposition Caucus - \$1,084,200

Third Party Caucus - \$443,900

CM 2019-004 The Commission, at an *in-camera* meeting, approved a pre-commitment of funds of \$600,000 for fiscal year 2020-21 for the Office of the Chief Electoral Officer related to estimated subsidies for the 2019 general election.

CM 2019-005 The Commission, at an *in-camera* meeting, approved a pre-commitment of funds of \$32,400 (gross of \$60,400; related revenue of \$28,000) for fiscal year 2020-21 for the purpose of hosting the 2020 Canadian Association of Parliamentary Administration Conference.

Adjournment: 3:00 pm

Hon. Perry Trimper, MHA
Speaker (Chair)

Sandra Barnes
Clerk and Secretary to the Commission



**House of Assembly
Newfoundland and Labrador**

**Minutes of the House of Assembly
Management Commission**

Date: March 13, 2019

Location: *In camera* meeting – Speaker’s Boardroom; Televised meeting – House of Assembly Chamber

Time: 5:15 pm

Members Present:

Hon. Perry Trimper, Speaker (Chair)
Hon. Andrew Parsons, Government House Leader
Mr. Keith Hutchings, Opposition House Leader
Mr. Mark Browne, MHA (Lib) Placentia West-Bellevue
Hon. Siobhan Coady, MHA (Lib), St. John’s West
Mr. Paul Dinn, MHA (PC), Topsail-Paradise
Ms. Lorraine Michael, MHA (NDP), St. John’s East-Quidi Vidi
Ms. Sandra Barnes, Clerk of the House of Assembly

Other

Ms. Bobbi Russell, Policy & Communications Officer
Ms. Kim HawleyGeorge, Law Clerk

CM 2019-006 The Commission, at an *in-camera* meeting, approved recommending to the Lieutenant Governor in Council the appointment of Ms. Victoria Woodworth-Lynas in an acting capacity as Information and Privacy Commissioner, until such time as the new Information and Privacy Commissioner is appointed on resolution of the House of Assembly with the appointment to be effective as of March 21, 2019 and Ms. Woodworth-Lynas to be compensated at Step 1 of the EP-10 scale (\$121, 283).

In accordance with Section 19 of the *House of Assembly Accountability, Integrity and Administration Act*, the Speaker reported decisions from an *in camera* meeting held on January 23, 2019 as follows:

- The Commission approved reimbursement of legal expenses only, incurred up to November 6, 2018, as a result of the Member’s participation in the reviews of the Commissioner for Legislative Standards under the Code of Conduct for Members, as follows:

Member for Fortune Bay-Cape La Hune:	\$12,502.80
Member for Harbour Grace-Port de Grave:	\$2,219.51

Member for Placentia-St. Mary's:	\$14,559.00
Member for Mount Scio:	\$26,277.50

- The Commission directed that this decision will not be considered by the Commission to be a precedent in similar matters, and that the future policy direction of the Management Commission on reimbursement of legal fees will not be constrained by the Commission's decision in this matter;
- The Commission directed that the Member for Humber-Bay of Islands has to submit details of his legal expenses by January 31, 2019 in order to be considered for reimbursement by the Management Commission; and
- The Commission Directed that the two-day waiting period to give effect to these Commission decisions be waived.
- The Commission approved the creation of Professional Services as a Sub-object in the Members' Resources Activity; and the following transfer of funds:

From:		
Subdivision 1.1.04.09 Members' Resources – Allowances and Assistance		\$56,000
To:		
Subdivision 1.1.04.02 Members' Resources – Professional Services		\$56,000

In accordance with Section 19 of the *House of Assembly Accountability, Integrity and Administration Act*, the Speaker reported decisions from an *in camera* meeting held on February 20, 2019 as follows:

- The Commission approved the 2019-2020 estimates, to be forwarded to the Minister of Finance for inclusion in the 2019 Estimates and voted on in the Legislature.
- The Commission approved a pre-commitment of funds for fiscal year 2020-21 for the Office of the Chief Electoral Officer related to estimated subsidies for the 2019 general election.
- The Commission approved a pre-commitment of funds for fiscal year 2020-21 for the purpose of hosting the 2020 Canadian Association of Parliamentary Administration Conference.

CM 2019-007 The Minutes of the Commission meetings held on December 19, 2018 and January 23, 2019 were approved as read.

As required under the *House of Assembly Accountability, Integrity and Administration Act*, the Speaker reported rulings on allowance use for the period ended March 7, 2019.

As required by **CM 2008-95**, the Speaker reported a decision made under the delegated authority respecting urgent financial matters relating to the administration of the House of Assembly and the Statutory Offices.

The financial reports for the Legislature for the periods April 1, 2018 to December 31, 2018 were provided to the Commission for review. The Members' Accountability and Disclosure Reports were provided for the same period.

CM 2019-008 Pursuant to subparagraph 20(6)(b)(ii) of the *House of Assembly Accountability, Integrity and Administration Act*, the Commission approved the following amendment to the Caucus Operational Funding Grants Policy:

The Policy is amended by adding immediately after Section 7.0, the following:

8.0 Return of Accumulated Funds at Dissolution of General Assembly

Following the dissolution of a general assembly, all caucuses must return to the House of Assembly, all accumulated funds that were paid in accordance with this Policy.

The annual report required under Section 7.0, detailing expenditures from the start of the fiscal year up to dissolution, must also be submitted upon return of the funds.

CM 2019-009 Pursuant to the Transfer of Funds Policy, the Commission approved the following transfer of funds:

From:

Subdivision 1.1.04.09 Members' Resources – Allowances and Assistance
\$17,400

To:

Subdivision 3.1.01.10 Office of the Chief Electoral Officer – Grant and Subsidies
\$17,400

Adjournment: 5:40 pm

Hon. Perry Trimper, MHA
Speaker (Chair)

Sandra Barnes
Clerk and Secretary to the Commission

**House of Assembly Management Commission
Briefing Note**

Title: Management Commission Meeting Schedule – Fall 2019

Issue: Confirmation of a meeting schedule in accordance with 2016 MCRC recommendation 52

Background:

- The 2016 Members' Compensation Review Committee (MCRC) made several recommendations with respect to the operations of the Management Commission. Recommendation 52, which was accepted by the Commission at its March 15, 2017 meeting (**CM 2017-033 refers**), states the following:

The Speaker shall:

- not set Management Commission meetings that conflict with Cabinet meetings;*
 - no later than September 15 each year, set a fixed schedule of a minimum of three (3) Management Commission meetings for the Fall, which all members shall make a priority in attending;*
 - no later than January 15 each year, set a fixed schedule of a minimum of three (3) Management Commission meetings for the Spring, which all members shall make a priority in attending.*
- Recommendation 53, which was accepted by the Commission at its March 15, 2017 meeting (**CM 2017-034 refers**), states the following:

No member shall be permitted to be absent from any Management Commission meeting without good cause and prior approval of the Speaker.

- It has been a consistent practice in recent years for Management Commission meetings to be scheduled on Wednesday, as that day of the week seems to accommodate the schedules of Members of all caucuses.
- When the House is not in Session, meetings have typically been scheduled in the morning (9:00 or 9:30 am). When the House is in Session, they have typically been scheduled when the House adjourns for the day (5:15 or 5:30 pm).

- The Speaker is proposing the following schedule for Fall 2019 (note in accordance with the Parliamentary Calendar, the House is scheduled to reconvene for the Fall sitting on Monday, November 4; and adjourn on Thursday, December 5):
 - Wednesday, September 25
 - Wednesday, November 6
 - Wednesday, December 4
- The Speaker is requesting that Commission members review the proposed schedule and provide alternate dates should there be any conflicts.

Analysis:

Legal Consultation:

N/A

Internal Consultation(s):

N/A

External Consultation(s):

N/A

Comparison to Government Policy:

N/A

Financial Impact:

N/A

Legislative Impact:

N/A

Options:

1. Approve the Fall 2019 Management Commission meeting schedule as proposed.
2. Approve an alternate Fall 2019 Management Commission meeting schedule.

Status:

- The Management Commission meeting for Fall 2019 has not yet been set.

Action Required:

- The direction of the Commission is requested.

Prepared by: Bobbi Russell
Date: July 16, 2019

Approved by: Sandra Barnes

**House of Assembly Management Commission
Briefing Note**

Title: Financial Reports - April 1, 2018 to March 31, 2019

Issue: Review of:

- 1. Financial Performance of the Legislature; and**
- 2. Approved Allocations and Actual Expenditures of Members of the House of Assembly.**

Background:

- Paragraph 20(5)(a) of the *House of Assembly Accountability, Integrity and Administration Act* (the Act) states that the House of Assembly Management Commission shall “regularly, and at least quarterly, review the financial performance of the House of Assembly as well as the actual expenditures of members compared with approved allocations.”
- The details of the financial performance of the Legislature (excluding the Office of the Auditor General) are included in the attached Statement of Revenue and Expenditure for the twelve-month period ended March 31, 2019. The reports show the actual expenditures and revenues for the fiscal year. All known savings or overruns over budgeted amounts are identified in the report and explanations are provided for significant amounts.
- The details of the financial performance of the Office of the Auditor General are shown on a separate Statement of Revenue and Expenditure for the twelve-month period ended March 31, 2019. The reports show the actual expenditures and revenues for the fiscal year. All known savings or overruns over budgeted amounts are identified in the report and explanations are provided for any significant amounts.
- The actual expenditures compared with the approved allocations for each Member are included in the Members’ Expenditures Summarized by Category reports for the period April 1, 2018 to March 31, 2019. The Reports include the expenditures from April 1, 2018 to March 31, 2019 in the columns entitled “Expenditures Processed 01-Apr-18 to 31-Mar-19 (Net of HST)” and the expenditures for the fourth quarter of the year in the column entitled “Expenditures Year to Date 01-Apr-18 to 31-Mar-19 (Net of HST)”.

Analysis:

Legal Consultation:
Not applicable

Internal Consultation(s):

Not applicable

External Consultation(s):

Not applicable

Comparison to Government Policy:

Not applicable

Financial Impact:

Not applicable

Legislative Impact:

Not applicable

Options:

- Not applicable

Status:

- Not applicable

Action Required:

- For review purposes

Drafted by: Wanda Strowbridge
Date: July 17, 2019

Approved by: Sandra Barnes

Attachments:

1. Statement of Revenue and Expenditure – Legislature (excluding the Office of the Auditor General)
2. Statement of Revenue and Expenditure – Office of the Auditor General
3. Member Accountability and Disclosure Reports



LEGISLATURE (excluding The Office of the Auditor General)
STATEMENT OF REVENUE AND EXPENDITURE
For the Period 1 April 2018 to 31 March 2019
Unaudited

	Original Estimates	Operating Budget	Actual Expenditures & Revenue	Savings (Over-runs) from Original Budget		Savings (Over- runs) from Operating Budget
1.1.01. ADMINISTRATIVE SUPPORT						
01. Salaries	1,854,800	1,753,800	1,638,867	215,933	1	114,933
Operating Accounts:						
<i>Employee Benefits</i>	4,500	4,500	2,723	1,777		1,777
<i>Transportation and Communications</i>	61,300	61,300	42,060	19,240	2	19,240
<i>Supplies</i>	36,200	36,200	18,031	18,169	3	18,169
<i>Professional Services</i>	61,100	61,100	41,624	19,476	4	19,476
<i>Purchased Services</i>	62,000	59,400	31,263	30,737	5	28,137
<i>Property, Furnishings and Equipment</i>	92,500	66,000	48,430	44,070	6	17,570
02. Operating Accounts	317,600	288,500	184,131	133,469		104,369
	2,172,400	2,042,300	1,822,998	349,402		219,302
02. Revenue - Provincial	-	-	(2,768)	2,768	7	2,768
Total: Administrative Support	2,172,400	2,042,300	1,820,230	352,170		222,070

1. Savings due to temporary vacancies.

2. Savings as travel expenditures were less than anticipated.

3. Savings as expenditures for office supplies were less than anticipated.

4. Savings due to consulting service fees less than anticipated.

5. Savings as expenditures for metering, training and other services were less than anticipated.

6. Savings as expenditures for office equipment is budgeted for the House of Assembly Service, Caucus and Statutory Offices in this

7. Revenue mainly related to repayment of salary overpayments.



LEGISLATURE (excluding The Office of the Auditor General)
STATEMENT OF REVENUE AND EXPENDITURE
For the Period 1 April 2018 to 31 March 2019
Unaudited

	Original Estimates	Operating Budget	Actual Expenditures & Revenue	Savings (Over-runs) from Original Budget		Savings (Over- runs) from Operating Budget
1.1.02. LEGISLATIVE LIBRARY AND RECORDS MANAGEMENT						
01. Salaries	660,500	660,500	655,411	5,089	¹	5,089
Operating Accounts:						
<i>Employee Benefits</i>	900	2,200	2,197	(1,297)	²	3
<i>Transportation and Communications</i>	10,200	8,900	6,248	3,952	³	2,652
<i>Supplies</i>	47,000	47,000	46,807	193		193
<i>Purchased Services</i>	8,500	8,500	8,357	143		143
02. Operating Accounts	66,600	66,600	63,609	2,991		2,991
Total: Legislative Library and Records Management	727,100	727,100	719,020	8,080		8,080

1. Savings due to temporary vacancies.

2. Overrun as conference registration fees were more than anticipated.

3. Savings as travel to conferences was less than anticipated.



LEGISLATURE (excluding The Office of the Auditor General)
STATEMENT OF REVENUE AND EXPENDITURE
For the Period 1 April 2018 to 31 March 2019
Unaudited

	Original Estimates	Operating Budget	Actual Expenditures & Revenue	Savings (Over-runs) from Original Budget		Savings (Over- runs) from Operating Budget
1.1.03. HANSARD AND THE BROADCAST CENTRE						
01. Salaries	638,000	638,000	599,190	38,810	1	38,810
Operating Accounts:						
<i>Employee Benefits</i>	600	700	663	(63)		37
<i>Transportation and Communications</i>	7,300	6,500	5,983	1,317	2	517
<i>Supplies</i>	21,900	22,600	20,738	1,162	3	1,862
<i>Purchased Services</i>	194,500	194,500	153,511	40,989	4	40,989
<i>Property, Furnishings and Equipment</i>	10,000	36,500	35,995	(25,995)	5	505
02. Operating Accounts	234,300	260,800	216,889	17,411		43,911
	872,300	898,800	816,079	56,221		82,721
02. Revenue - Provincial	-	-	-	-		-
Total: Hansard and the Broadcast Centre	872,300	898,800	816,079	56,221		82,721

1. Savings due to temporary vacancies.
2. Savings as travel expenditures were less than anticipated.
3. Savings as expenditures for office supplies were less than anticipated.
4. Savings as satellite charges were less than anticipated.
5. Overrun due to installation of closed captioning equipment to support house sittings.



LEGISLATURE (excluding The Office of the Auditor General)
STATEMENT OF REVENUE AND EXPENDITURE
For the Period 1 April 2018 to 31 March 2019
Unaudited

	Original Estimates	Operating Budget	Actual Expenditures & Revenue	Savings (Over-runs) from Original Budget		Savings (Over- runs) from Operating Budget
1.1.04. MEMBERS' RESOURCES						
01. Salaries	6,463,600	6,406,400	6,202,139	261,461	1	204,261
Operating Accounts:						
<i>Transportation and Communications</i>	5,200	35,200	32,104	(26,904)	2	3,096
<i>Professional Services</i>	-	102,800	100,528	(100,528)	3	2,272
<i>Purchased Services</i>	10,000	10,000	1,144	8,856	4	8,856
02. Operating Accounts	15,200	148,000	133,776	(118,576)		14,224
09. Allowances and Assistance	2,362,500	2,184,600	1,490,086	872,414	5	694,514
10. Grants and Subsidies	1,500	4,200	4,152	(2,652)	6	48
	8,842,800	8,743,200	7,830,153	1,012,647		913,047
02. Revenue - Provincial	-	-	(95,472)	95,472	7	95,472
Total: Members' Resources	8,842,800	8,743,200	7,734,681	1,108,119		1,008,519

1. Savings as expenditures for Shared Secretarial Pool, Constituency Assistants and Replacement Constituency Assistants were less
2. Overrun as travel expenditures were more than anticipated due to mandatory training for members as per Resolution of the House on
3. Overrun as professional services more than anticipated due to mandatory training as per Resolution of the House on December 4,
4. Savings as training and development and other purchased services less than anticipated.
5. Savings as Members did not avail of maximum allowable funds.
6. Overrun due to increase of two Independent Members.
7. Revenues mainly related to repayment of excess constituency allowance.



LEGISLATURE (excluding The Office of the Auditor General)
STATEMENT OF REVENUE AND EXPENDITURE
For the Period 1 April 2018 to 31 March 2019
Unaudited

	Original Estimates	Operating Budget	Actual Expenditures & Revenue	Savings (Over-runs) from Original Budget		Savings (Over- runs) from Operating Budget
1.1.05. HOUSE OPERATIONS						
01. Salaries	193,700	193,700	168,914	24,786	1	24,786
Operating Accounts:						
<i>Employee Benefits</i>	5,900	6,900	5,050	850		1,850
<i>Transportation and Communications</i>	125,700	124,700	91,306	34,394	2	33,394
<i>Supplies</i>	14,500	14,500	12,641	1,859		1,859
<i>Professional Services</i>	3,900	3,900	2,650	1,250		1,250
<i>Purchased Services</i>	91,500	91,500	70,774	20,726	3	20,726
<i>Property, Furnishings and Equipment</i>	1,700	1,700	-	1,700		1,700
02. Operating Accounts	243,200	243,200	182,421	60,779		60,779
10. Grants and Subsidies	11,500	11,500	11,457	43		43
	448,400	448,400	362,792	85,608		85,608
02. Revenue - Provincial	(15,000)	(15,000)	(8,769)	(6,231)	4	(6,231)
Total: House Operations	433,400	433,400	354,024	79,376		79,376

1. Savings due to temporary vacancies.

2. Savings as travel expenditures were less than anticipated.

3. Savings as training and development and other purchased services were less than anticipated.

4. Revenue from conference registration fees for Presiding Officers Conference were less than anticipated.



LEGISLATURE (excluding The Office of the Auditor General)
STATEMENT OF REVENUE AND EXPENDITURE
For the Period 1 April 2018 to 31 March 2019
Unaudited

	Original Estimates	Operating Budget	Actual Expenditures & Revenue	Savings (Over-runs) from Operating Budget		Savings (Over- runs) from Original Budget
1.1.06. GOVERNMENT MEMBERS CAUCUS						
01. Salaries	567,200	567,200	522,373	44,827	1	44,827
Operating Accounts:						
<i>Employee Benefits</i>	1,700	1,700	-	1,700		1,700
<i>Transportation and Communications</i>	23,000	23,000	18,031	4,969	2	4,969
<i>Supplies</i>	13,200	13,200	12,049	1,151		1,151
<i>Purchased Services</i>	10,000	10,000	3,600	6,400	3	6,400
<i>Property, Furnishings and Equipment</i>	3,200	3,200	2,345	855		855
02. Operating Accounts	51,100	51,100	36,024	15,076		15,076
10. Grants and Subsidies	42,300	42,300	38,665	3,635	4	3,635
Total: Government Members Caucus	660,600	660,600	597,062	63,538		63,538

1. Savings due to temporary vacancies.

2. Savings as travel expenditures were less than anticipated.

3. Savings as training and development and other purchased services were less than anticipated.

4. Savings due to decrease of two Members.



LEGISLATURE (excluding The Office of the Auditor General)
STATEMENT OF REVENUE AND EXPENDITURE
For the Period 1 April 2018 to 31 March 2019
Unaudited

	Original Estimates	Operating Budget	Actual Expenditures & Revenue	Savings (Over-runs) from Original Budget		Savings (Over- runs) from Operating Budget
1.1.07. OFFICIAL OPPOSITION CAUCUS						
01. Salaries	927,700	1,308,500	1,308,462	(380,762)	1	38
Operating Accounts:						
<i>Employee Benefits</i>	2,500	2,500	646	1,854		1,854
<i>Transportation and Communications</i>	75,900	75,600	33,834	42,066	2	41,766
<i>Supplies</i>	19,900	18,600	13,324	6,576	3	5,276
<i>Purchased Services</i>	18,700	18,700	15,195	3,505	4	3,505
<i>Property, Furnishings and Equipment</i>	4,700	6,300	6,250	(1,550)	5	50
02. Operating Accounts	121,700	121,700	69,249	52,451		52,451
10. Grants and Subsidies	11,700	11,700	11,655	45		45
Total: Official Opposition Caucus	1,061,100	1,441,900	1,389,365	(328,265)		52,535

1. Overrun due to unanticipated severances and paid leave payouts.
2. Savings as travel expenditures were less than anticipated.
3. Savings as expenditures for office supplies were less than anticipated.
4. Savings as costs for metering and advertising were less than anticipated.
5. Overrun as expenditures for equipment were more than anticipated.



LEGISLATURE (excluding The Office of the Auditor General)
STATEMENT OF REVENUE AND EXPENDITURE
For the Period 1 April 2018 to 31 March 2019
Unaudited

	Original Estimates	Operating Budget	Actual Expenditures & Revenue	Savings (Over-runs) from Original Budget		Savings (Over- runs) from Operating Budget
1.1.08. THIRD PARTY CAUCUS						
01. Salaries	391,800	391,800	380,804	10,996	¹	10,996
Operating Accounts:						
<i>Employee Benefits</i>	1,000	1,000	-	1,000		1,000
<i>Transportation and Communications</i>	21,100	19,400	10,527	10,573	²	8,873
<i>Supplies</i>	7,800	7,800	4,632	3,168	³	3,168
<i>Purchased Services</i>	8,400	10,100	8,872	(472)		1,228
<i>Property, Furnishings and Equipment</i>	1,900	1,900	1,719	182		182
02. Operating Accounts	40,200	40,200	25,749	14,451		14,451
10. Grants and Subsidies	11,700	11,700	11,655	45		45
Total: Third Party Caucus	443,700	443,700	418,207	25,493		25,493
<p>1. Savings due to temporary vacancies. 2. Savings as travel expenditures were less than anticipated. 3. Savings as expenditures for office supplies were less than anticipated.</p>						
TOTAL HOUSE OF ASSEMBLY	15,213,400	15,391,000	13,848,668	1,364,732		1,542,332



LEGISLATURE (excluding The Office of the Auditor General)
STATEMENT OF REVENUE AND EXPENDITURE
For the Period 1 April 2018 to 31 March 2019
Unaudited

	Original Estimates	Operating Budget	Actual Expenditures & Revenue	Savings (Over-runs) from Original Budget		Savings (Over- runs) from Operating Budget
3.1.01. OFFICE OF THE CHIEF ELECTORAL OFFICER						
01. Salaries	989,800	1,007,500	1,005,811	(16,011)	1	1,689
Operating Accounts:						
<i>Employee Benefits</i>	4,500	700	640	3,860	2	60
<i>Transportation and Communications</i>	56,900	60,200	56,037	863		4,163
<i>Supplies</i>	15,000	39,400	33,545	(18,545)	3	5,855
<i>Professional Services</i>	33,000	110,900	110,895	(77,895)	4	5
<i>Purchased Services</i>	246,800	273,300	266,128	(19,328)	5	7,172
<i>Property, Furnishings and Equipment</i>	73,800	68,300	68,241	5,559	6	59
02. Operating Accounts	430,000	552,800	535,485	(105,485)		17,315
10. Grants and Subsidies	46,900	64,300	64,263	(17,363)	7	37
	1,466,700	1,624,600	1,605,559	(138,859)		19,041
02. Revenue - Provincial	(30,800)	(30,800)	(23,578)	(7,222)	8	(7,222)
Total: Office of the Chief Electoral Officer	1,435,900	1,593,800	1,581,981	(146,081)		11,819



LEGISLATURE (excluding The Office of the Auditor General)
STATEMENT OF REVENUE AND EXPENDITURE
For the Period 1 April 2018 to 31 March 2019
Unaudited

1. Overrun due to unbudgeted costs for by-elections and General Election readiness.
2. Savings as conference registration fees less than anticipated.
3. Overrun as expenditures for office supplies were more than anticipated for unbudgeted Windsor Lake and Topsail - Paradise By-
4. Overrun due to unbudgeted costs of By-Elections & unbudgeted costs of Members' Code of Conduct Reviews.
5. Overrun due to unbudgeted costs of By-Elections and General Election readiness.
6. Savings as equipment costs were less than anticipated.
7. Overrun due to unbudgeted costs of By-Elections and General Election readiness.
8. Conference registrations fees for Conference of Canadian Election Officials (CCEO Conference) were less than anticipated.



LEGISLATURE (excluding The Office of the Auditor General)
STATEMENT OF REVENUE AND EXPENDITURE
For the Period 1 April 2018 to 31 March 2019
Unaudited

	Original Estimates	Operating Budget	Actual Expenditures & Revenue	Savings (Over-runs) from Original Budget		Savings (Over- runs) from Operating Budget
4.1.01. OFFICE OF THE CITIZENS' REPRESENTATIVE						
01. Salaries	677,000	677,000	667,228	9,772	1	9,772
Operating Accounts:						
<i>Employee Benefits</i>	8,000	8,000	2,510	5,490	2	5,490
<i>Transportation and Communications</i>	34,800	34,800	19,932	14,868	3	14,868
<i>Supplies</i>	5,000	5,000	2,002	2,998	4	2,998
<i>Professional Services</i>	12,000	12,000	-	12,000	5	12,000
<i>Purchased Services</i>	85,400	85,400	64,764	20,636	6	20,636
<i>Property, Furnishings and Equipment</i>	4,000	4,000	3,544	456		456
02. Operating Accounts	149,200	149,200	92,751	56,449		56,449
Total: Office of the Citizens' Representative	826,200	826,200	759,979	66,221		66,221

1. Savings due to temporary vacancies.
2. Savings due to lower than anticipated conference registration fees.
3. Savings as travel expenditures were less than anticipated.
4. Savings as expenditures for office supplies were less than anticipated.
5. Savings as legal fees were less than anticipated.
6. Savings as training, advertising and other services were less than anticipated.



LEGISLATURE (excluding The Office of the Auditor General)
STATEMENT OF REVENUE AND EXPENDITURE
For the Period 1 April 2018 to 31 March 2019
Unaudited

	Original Estimates	Operating Budget	Actual Expenditures & Revenue	Savings (Over-runs) from Original Budget		Savings (Over- runs) from Operating Budget
5.1.01. OFFICE OF THE CHILD AND YOUTH ADVOCATE						
01. Salaries	1,215,100	1,215,100	1,196,961	18,139	1	18,139
Operating Accounts:						
<i>Employee Benefits</i>	3,500	3,500	2,828	672		672
<i>Transportation and Communications</i>	141,100	141,100	112,112	28,988	2	28,988
<i>Supplies</i>	14,000	14,000	10,527	3,473	3	3,473
<i>Professional Services</i>	184,000	184,000	153,618	30,382	4	30,382
<i>Purchased Services</i>	244,900	244,900	193,361	51,539	5	51,539
<i>Property, Furnishings and Equipment</i>	19,300	19,300	15,191	4,109	6	4,109
02. Operating Accounts	606,800	606,800	487,636	119,164		119,164
Total: Office of the Child and Youth Advocate	1,821,900	1,821,900	1,684,598	137,302		137,302

1. Savings due to temporary vacancies.

2. Savings as travel to advocacy clinics and conferences were less than anticipated.

3. Savings as expenditures for office expenditures were less than anticipated.

4. Savings as legal fees were less than anticipated.

5. Savings as training, advertising and other services were less than anticipated.

6. Savings as expenditures for property, furnishings and equipment less than anticipated.



LEGISLATURE (excluding The Office of the Auditor General)
STATEMENT OF REVENUE AND EXPENDITURE
For the Period 1 April 2018 to 31 March 2019
Unaudited

	Original Estimates	Operating Budget	Actual Expenditures & Revenue	Savings (Over-runs) from Original Budget		Savings (Over- runs) from Operating Budget
6.1.01. OFFICE OF THE INFORMATION AND PRIVACY COMMISSIONER						
01. Salaries	1,116,800	1,116,800	1,071,488	45,312	1	45,312
Operating Accounts:				-		-
<i>Employee Benefits</i>	6,500	6,500	2,151	4,349	2	4,349
<i>Transportation and Communications</i>	32,800	32,100	23,446	9,354	3	8,654
<i>Supplies</i>	7,700	7,700	6,826	874		874
<i>Professional Services</i>	50,000	46,700	28,891	21,109	4	17,809
<i>Purchased Services</i>	122,400	122,400	118,640	3,760	5	3,760
<i>Property, Furnishings and Equipment</i>	1,000	5,000	4,981	(3,981)	6	19
02. Operating Accounts	220,400	220,400	184,935	35,465		35,465
Total: Office of the Information and Commissioner	1,337,200	1,337,200	1,256,422	80,778		80,778

1. Savings due to delays in hiring.
2. Savings due to lower than anticipated conference registration fees.
3. Savings due to lower than anticipated travel costs.
4. Savings as costs for legal and consulting services were less than anticipated.
5. Savings as training, advertising and other services were less than anticipated.
6. Overrun as expenditures for property, furnishings and equipment more than anticipated.



LEGISLATURE (excluding The Office of the Auditor General)
STATEMENT OF REVENUE AND EXPENDITURE
For the Period 1 April 2018 to 31 March 2019
Unaudited

	Original Estimates	Operating Budget	Actual Expenditures & Revenue	Savings (Over-runs) from Original Budget		Savings (Over- runs) from Operating Budget
7.1.01. OFFICE OF THE SENIORS' ADVOCATE						
01. Salaries	386,400	386,400	326,146	60,254	1	60,254
Operating Accounts:						
<i>Employee Benefits</i>	5,700	5,700	500	5,200	2	5,200
<i>Transportation and Communications</i>	48,900	46,500	11,648	37,252	3	34,852
<i>Supplies</i>	5,000	5,000	2,769	2,231	4	2,231
<i>Professional Services</i>	9,000	9,000	-	9,000	5	9,000
<i>Purchased Services</i>	44,000	44,000	35,114	8,886	6	8,886
<i>Property, Furnishings and Equipment</i>	1,000	3,400	3,324	(2,324)	7	76
02. Operating Accounts	113,600	113,600	53,355	60,245		60,245
Total: Office of the Seniors' Advocate	500,000	500,000	379,502	120,498		120,498



LEGISLATURE (excluding The Office of the Auditor General)
STATEMENT OF REVENUE AND EXPENDITURE
For the Period 1 April 2018 to 31 March 2019
Unaudited

1. Savings due to delays in hiring.
2. Savings due to lower than anticipated conference registration fees.
3. Savings due to lower than anticipated travel costs.
4. Savings as expenditures for office supplies were less than anticipated.
5. Savings as costs for legal and consulting services were less than anticipated.
6. Savings as training, advertising and other services were less than anticipated.
7. Overrun as expenditures for property, furnishings and equipment more than anticipated.

TOTAL LEGISLATURE (Excluding the Office of the	21,134,600	21,470,100	19,511,150	1,623,450	1,958,950
--	-------------------	-------------------	-------------------	------------------	------------------



OFFICE OF THE AUDITOR GENERAL
STATEMENT OF REVENUE AND EXPENDITURE
For the Period 1 April 2018 to 31 March 2019
Unaudited

	Original Estimates	Operating Budget	Actual Expenditures and Revenue	Savings (Over- runs) from Original Budget		Savings (Over-runs) from Operating Budget
2.1.012. Office of the Auditor General						
01. Salaries	3,234,800	3,069,800	2,957,422	277,378	1	112,378
02. Employee Benefits	94,800	94,800	67,669	27,131	2	27,131
03. Transportation and Communications	80,000	80,000	61,374	18,626	3	18,626
04. Supplies	55,000	55,000	37,745	17,255	4	17,255
05. Professional Services	99,000	264,000	280,863	(181,863)	5	(16,863)
06. Purchased Services	250,000	250,000	215,921	34,079	6	34,079
07. Property, Furnishings and Equipment	21,100	21,100	53,603	(32,503)	7	(32,503)
Total: Office of the Auditor General	3,834,700	3,834,700	3,674,597	160,103		160,103

- 1 Savings from maternity leaves, leaves of absences, vacant positions. \$165,000 transferred from salaries to professional services to cover contracted auditors.
- 2 Staff vacancies resulted in lower training costs
- 3 Staff vacancies resulted in reduced travel, telephone and communication costs.
- 4 Reduced IT maintenance costs
- 5 Contracted auditors required to cover leaves of absences, staff vacancies and expert advice for special audits. \$165,000 transferred from salaries to cover cost.
- 6 Reduced printing, file storage, shredding and \$25,000 reserved to move staff from Corner Brook not needed (\$25,000 permanently removed from 2019/20 budget)
- 7 100% hardware replaced as per replacement schedule (50% not utilized in 2017-18)



House of Assembly
Newfoundland and Labrador
Member Accountability and Disclosure Report
Expenditures Summarized by Category
01-Apr-18 to 31-Mar-19

BALL, DWIGHT, MHA

Allowance Category	Expenditure Limit for Fiscal Year 2018/19 (Net of HST)	Expenditures Processed 01-Apr-18 to 31-Mar-19 (Net of HST)	Expenditures Year to Date 01-Apr-18 to 31-Mar-19 (Net of HST)	Funds Available (Net of HST)	Percent Expended to Date
Office Allowances					
Office Accommodations	12,300.00	12,300.00	12,300.00	0.00	100.0%
Rental of Short-term Accommodations	--	0.00	0.00	--	--
Office Start-up Costs	--	0.00	0.00	--	--
Office Operations	10,435.00	4,513.93	4,513.93	5,921.07	43.3%
Total Office Allowances		16,813.93	16,813.93		
Operational Resources					
Operational Resources	--	6,289.26	6,289.26	--	--
Total Operational Resources		6,289.26	6,289.26		
Travel & Living Allowances					
House in Session	--	4,573.38	4,573.38	--	--
House Not in Session	--	0.00	0.00	--	--
Intra & Extra-Constituency Travel	10,957.00	85.96	85.96	10,871.04	0.8%
Helicopter Travel	--	0.00	0.00	--	--
Total Travel & Living Allowances		4,659.34	4,659.34		
Constituency Allowance					
Constituency Allowance	2,609.00	277.54	277.54	2,331.46	10.6%
Total Constituency Allowance		277.54	277.54		
Total Expenditures					
		28,040.07	28,040.07		

---- End of Report ----



House of Assembly
Newfoundland and Labrador
Member Accountability and Disclosure Report
Expenditures Summarized by Category
01-Apr-18 to 31-Mar-19

Warr, Brian, MHA

Allowance Category	Expenditure Limit for Fiscal Year 2018/19 (Net of HST)	Expenditures Processed 01-Apr-18 to 31-Mar-19 (Net of HST)	Expenditures Year to Date 01-Apr-18 to 31-Mar-19 (Net of HST)	Funds Available (Net of HST)	Percent Expended to Date
Office Allowances					
Office Accommodations	9,987.00	9,987.00	9,987.00	0.00	100.0%
Rental of Short-term Accommodations	--	0.00	0.00	--	--
Office Start-up Costs	339.00	0.00	0.00	339.00	0.0%
Office Operations	10,435.00	2,532.18	2,532.18	7,902.82	24.3%
Total Office Allowances		12,519.18	12,519.18		
Operational Resources					
Operational Resources	--	7,854.56	7,854.56	--	--
Total Operational Resources		7,854.56	7,854.56		
Travel & Living Allowances					
House in Session	--	11,760.96	11,760.96	--	--
House Not in Session	--	4,247.75	4,247.75	--	--
Intra & Extra-Constituency Travel	10,957.00	7,521.81	7,521.81	3,435.19	68.6%
Helicopter Travel	--	0.00	0.00	--	--
Total Travel & Living Allowances		23,530.52	23,530.52		
Constituency Allowance					
Constituency Allowance	2,609.00	1,223.89	1,223.89	1,385.11	46.9%
Total Constituency Allowance		1,223.89	1,223.89		
Total Expenditures					
		45,128.15	45,128.15		

---- End of Report ----



House of Assembly
Newfoundland and Labrador
Member Accountability and Disclosure Report
Expenditures Summarized by Category
01-Apr-18 to 31-Mar-19

Trimper, Perry, MHA

Allowance Category	Expenditure Limit for Fiscal Year 2018/19 (Net of HST)	Expenditures Processed 01-Apr-18 to 31-Mar-19 (Net of HST)	Expenditures Year to Date 01-Apr-18 to 31-Mar-19 (Net of HST)	Funds Available (Net of HST)	Percent Expended to Date
Office Allowances					
Office Accommodations	--	0.00	0.00	--	--
Rental of Short-term Accommodations	--	0.00	0.00	--	--
Office Start-up Costs	574.00	0.00	0.00	574.00	0.0%
Office Operations	10,435.00	3,530.74	3,530.74	6,904.26	33.8%
Total Office Allowances		3,530.74	3,530.74		
Operational Resources					
Operational Resources	--	5,507.61	5,507.61	--	--
Total Operational Resources		5,507.61	5,507.61		
Travel & Living Allowances					
House in Session	--	23,374.96	23,374.96	--	--
House Not in Session	--	0.00	0.00	--	--
Intra & Extra-Constituency Travel	6,957.00	1,963.37	1,963.37	4,993.63	28.2%
Helicopter Travel	--	0.00	0.00	--	--
Total Travel & Living Allowances		25,338.33	25,338.33		
Constituency Allowance					
Constituency Allowance	2,609.00	1,658.14	1,658.14	950.86	63.6%
Total Constituency Allowance		1,658.14	1,658.14		
Total Expenditures					
		36,034.82	36,034.82		

---- End of Report ----



House of Assembly
Newfoundland and Labrador
Member Accountability and Disclosure Report
Expenditures Summarized by Category
01-Apr-18 to 31-Mar-19

ROGERS, GERRY, MHA

Allowance Category	Expenditure Limit for Fiscal Year 2018/19 (Net of HST)	Expenditures Processed 01-Apr-18 to 31-Mar-19 (Net of HST)	Expenditures Year to Date 01-Apr-18 to 31-Mar-19 (Net of HST)	Funds Available (Net of HST)	Percent Expended to Date
Office Allowances					
Office Accommodations	--	0.00	0.00	--	--
Rental of Short-term Accommodations	--	0.00	0.00	--	--
Office Start-up Costs	--	0.00	0.00	--	--
Office Operations	10,435.00	7,413.14	7,413.14	3,021.86	71.0%
Total Office Allowances		7,413.14	7,413.14		
Operational Resources					
Operational Resources	--	2,150.39	2,150.39	--	--
Total Operational Resources		2,150.39	2,150.39		
Travel & Living Allowances					
House in Session	--	0.00	0.00	--	--
House Not in Session	--	0.00	0.00	--	--
Intra & Extra-Constituency Travel	5,217.00	885.67	885.67	4,331.33	17.0%
Helicopter Travel	--	0.00	0.00	--	--
Total Travel & Living Allowances		885.67	885.67		
Constituency Allowance					
Constituency Allowance	2,609.00	1,116.43	1,116.43	1,492.57	42.8%
Total Constituency Allowance		1,116.43	1,116.43		
Total Expenditures		11,565.63	11,565.63		

---- End of Report ----



House of Assembly
Newfoundland and Labrador
Member Accountability and Disclosure Report
Expenditures Summarized by Category
01-Apr-18 to 31-Mar-19

REID, SCOTT, MHA

Allowance Category	Expenditure Limit for Fiscal Year 2018/19 (Net of HST)	Expenditures Processed 01-Apr-18 to 31-Mar-19 (Net of HST)	Expenditures Year to Date 01-Apr-18 to 31-Mar-19 (Net of HST)	Funds Available (Net of HST)	Percent Expended to Date
Office Allowances					
Office Accommodations	--	0.00	0.00	--	--
Rental of Short-term Accommodations	--	0.00	0.00	--	--
Office Start-up Costs	--	0.00	0.00	--	--
Office Operations	10,435.00	8,533.52	8,533.52	1,901.48	81.8%
Total Office Allowances		8,533.52	8,533.52		
Operational Resources					
Operational Resources	--	11,071.54	11,071.54	--	--
Total Operational Resources		11,071.54	11,071.54		
Travel & Living Allowances					
House in Session	--	18,699.33	18,699.33	--	--
House Not in Session	--	4,169.99	4,169.99	--	--
Intra & Extra-Constituency Travel	7,304.00	7,303.53	7,303.53	0.47	100.0%
Helicopter Travel	--	0.00	0.00	--	--
Total Travel & Living Allowances		30,172.85	30,172.85		
Constituency Allowance					
Constituency Allowance	2,609.00	520.81	520.81	2,088.19	20.0%
Total Constituency Allowance		520.81	520.81		
Total Expenditures		50,298.72	50,298.72		

---- End of Report ----



House of Assembly
Newfoundland and Labrador
Member Accountability and Disclosure Report
Expenditures Summarized by Category
01-Apr-18 to 31-Mar-19

Petten, Barry, MHA

Allowance Category	Expenditure Limit for Fiscal Year 2018/19 (Net of HST)	Expenditures Processed 01-Apr-18 to 31-Mar-19 (Net of HST)	Expenditures Year to Date 01-Apr-18 to 31-Mar-19 (Net of HST)	Funds Available (Net of HST)	Percent Expended to Date
Office Allowances					
Office Accommodations	14,280.00	14,280.00	14,280.00	0.00	100.0%
Rental of Short-term Accommodations	--	0.00	0.00	--	--
Office Start-up Costs	266.00	0.00	0.00	266.00	0.0%
Office Operations	10,435.00	8,835.42	8,835.42	1,599.58	84.7%
Total Office Allowances		23,115.42	23,115.42		
Operational Resources					
Operational Resources	--	6,221.36	6,221.36	--	--
Total Operational Resources		6,221.36	6,221.36		
Travel & Living Allowances					
House in Session	--	0.00	0.00	--	--
House Not in Session	--	0.00	0.00	--	--
Intra & Extra-Constituency Travel	5,304.00	2,400.00	2,400.00	2,904.00	45.2%
Helicopter Travel	--	0.00	0.00	--	--
Total Travel & Living Allowances		2,400.00	2,400.00		
Constituency Allowance					
Constituency Allowance	2,609.00	379.86	379.86	2,229.14	14.6%
Total Constituency Allowance		379.86	379.86		
Total Expenditures		32,116.64	32,116.64		

---- End of Report ----



House of Assembly
Newfoundland and Labrador
Member Accountability and Disclosure Report
Expenditures Summarized by Category
01-Apr-18 to 31-Mar-19

PERRY, TRACEY, MHA

Allowance Category	Expenditure Limit for Fiscal Year 2018/19 (Net of HST)	Expenditures Processed 01-Apr-18 to 31-Mar-19 (Net of HST)	Expenditures Year to Date 01-Apr-18 to 31-Mar-19 (Net of HST)	Funds Available (Net of HST)	Percent Expended to Date
Office Allowances					
Office Accommodations	9,492.00	9,492.00	9,492.00	0.00	100.0%
Rental of Short-term Accommodations	--	0.00	0.00	--	--
Office Start-up Costs	--	0.00	0.00	--	--
Office Operations	10,435.00	6,952.39	6,952.39	3,482.61	66.6%
Total Office Allowances		16,444.39	16,444.39		
Operational Resources					
Operational Resources	--	11,597.15	11,597.15	--	--
Total Operational Resources		11,597.15	11,597.15		
Travel & Living Allowances					
House in Session	--	19,361.34	19,361.34	--	--
House Not in Session	--	3,126.19	3,126.19	--	--
Intra & Extra-Constituency Travel	14,174.00	1,276.00	1,276.00	12,898.00	9.0%
Helicopter Travel	21,391.00	0.00	0.00	21,391.00	0.0%
Total Travel & Living Allowances		23,763.53	23,763.53		
Constituency Allowance					
Constituency Allowance	2,609.00	336.98	336.98	2,272.02	12.9%
Total Constituency Allowance		336.98	336.98		
Total Expenditures		52,142.05	52,142.05		

---- End of Report ----



House of Assembly
Newfoundland and Labrador
Member Accountability and Disclosure Report
Expenditures Summarized by Category
01-Apr-18 to 31-Mar-19

Parsons, Pam, MHA

Allowance Category	Expenditure Limit for Fiscal Year 2018/19 (Net of HST)	Expenditures Processed 01-Apr-18 to 31-Mar-19 (Net of HST)	Expenditures Year to Date 01-Apr-18 to 31-Mar-19 (Net of HST)	Funds Available (Net of HST)	Percent Expended to Date
Office Allowances					
Office Accommodations	12,132.00	12,131.08	12,131.08	0.92	100.0%
Rental of Short-term Accommodations	--	0.00	0.00	--	--
Office Start-up Costs	182.00	0.00	0.00	182.00	0.0%
Office Operations	10,435.00	5,617.71	5,617.71	4,817.29	53.8%
Total Office Allowances		17,748.79	17,748.79		
Operational Resources					
Operational Resources	--	5,883.24	5,883.24	--	--
Total Operational Resources		5,883.24	5,883.24		
Travel & Living Allowances					
House in Session	--	7,312.48	7,312.48	--	--
House Not in Session	--	1,913.58	1,913.58	--	--
Intra & Extra-Constituency Travel	6,696.00	2,763.71	2,763.71	3,932.29	41.3%
Helicopter Travel	--	0.00	0.00	--	--
Total Travel & Living Allowances		11,989.77	11,989.77		
Constituency Allowance					
Constituency Allowance	2,609.00	118.90	118.90	2,490.10	4.6%
Total Constituency Allowance		118.90	118.90		
Total Expenditures					
		35,740.70	35,740.70		

---- End of Report ----



House of Assembly
Newfoundland and Labrador
Member Accountability and Disclosure Report
Expenditures Summarized by Category
01-Apr-18 to 31-Mar-19

PARSONS, KEVIN, MHA

Allowance Category	Expenditure Limit for Fiscal Year 2018/19 (Net of HST)	Expenditures Processed 01-Apr-18 to 31-Mar-19 (Net of HST)	Expenditures Year to Date 01-Apr-18 to 31-Mar-19 (Net of HST)	Funds Available (Net of HST)	Percent Expended to Date
Office Allowances					
Office Accommodations	--	0.00	0.00	--	--
Rental of Short-term Accommodations	--	0.00	0.00	--	--
Office Start-up Costs	--	0.00	0.00	--	--
Office Operations	10,435.00	3,523.94	3,523.94	6,911.06	33.8%
Total Office Allowances		3,523.94	3,523.94		
Operational Resources					
Operational Resources	--	4,066.72	4,066.72	--	--
Total Operational Resources		4,066.72	4,066.72		
Travel & Living Allowances					
House in Session	--	0.00	0.00	--	--
House Not in Session	--	0.00	0.00	--	--
Intra & Extra-Constituency Travel	6,261.00	0.00	0.00	6,261.00	0.0%
Helicopter Travel	--	0.00	0.00	--	--
Total Travel & Living Allowances		0.00	0.00		
Constituency Allowance					
Constituency Allowance	2,609.00	0.00	0.00	2,609.00	0.0%
Total Constituency Allowance		0.00	0.00		
Total Expenditures		7,590.66	7,590.66		

---- End of Report ----



House of Assembly
Newfoundland and Labrador
Member Accountability and Disclosure Report
Expenditures Summarized by Category
01-Apr-18 to 31-Mar-19

PARSONS, ANDREW, MHA

Allowance Category	Expenditure Limit for Fiscal Year 2018/19 (Net of HST)	Expenditures Processed 01-Apr-18 to 31-Mar-19 (Net of HST)	Expenditures Year to Date 01-Apr-18 to 31-Mar-19 (Net of HST)	Funds Available (Net of HST)	Percent Expended to Date
Office Allowances					
Office Accommodations	12,200.00	12,200.00	12,200.00	0.00	100.0%
Rental of Short-term Accommodations	--	0.00	0.00	--	--
Office Start-up Costs	--	0.00	0.00	--	--
Office Operations	10,435.00	5,447.32	5,447.32	4,987.68	52.2%
Total Office Allowances		17,647.32	17,647.32		
Operational Resources					
Operational Resources	--	10,178.25	10,178.25	--	--
Total Operational Resources		10,178.25	10,178.25		
Travel & Living Allowances					
House in Session	--	23,021.08	23,021.08	--	--
House Not in Session	--	0.00	0.00	--	--
Intra & Extra-Constituency Travel	9,826.00	3,547.38	3,547.38	6,278.62	36.1%
Helicopter Travel	18,261.00	0.00	0.00	18,261.00	0.0%
Total Travel & Living Allowances		26,568.46	26,568.46		
Constituency Allowance					
Constituency Allowance	2,609.00	390.67	390.67	2,218.33	15.0%
Total Constituency Allowance		390.67	390.67		
Total Expenditures					
		54,784.70	54,784.70		

---- End of Report ----



House of Assembly
Newfoundland and Labrador
Member Accountability and Disclosure Report
Expenditures Summarized by Category
01-Apr-18 to 31-Mar-19

Parsley, Betty, MHA

Allowance Category	Expenditure Limit for Fiscal Year 2018/19 (Net of HST)	Expenditures Processed 01-Apr-18 to 31-Mar-19 (Net of HST)	Expenditures Year to Date 01-Apr-18 to 31-Mar-19 (Net of HST)	Funds Available (Net of HST)	Percent Expended to Date
Office Allowances					
Office Accommodations	19,800.00	19,800.00	19,800.00	0.00	100.0%
Rental of Short-term Accommodations	--	0.00	0.00	--	--
Office Start-up Costs	837.00	0.00	0.00	837.00	0.0%
Office Operations	10,435.00	7,733.17	7,733.17	2,701.83	74.1%
Total Office Allowances		27,533.17	27,533.17		
Operational Resources					
Operational Resources	--	6,775.30	6,775.30	--	--
Total Operational Resources		6,775.30	6,775.30		
Travel & Living Allowances					
House in Session	--	0.00	0.00	--	--
House Not in Session	--	0.00	0.00	--	--
Intra & Extra-Constituency Travel	6,609.00	4,961.26	4,961.26	1,647.74	75.1%
Helicopter Travel	--	0.00	0.00	--	--
Total Travel & Living Allowances		4,961.26	4,961.26		
Constituency Allowance					
Constituency Allowance	2,609.00	216.00	216.00	2,393.00	8.3%
Total Constituency Allowance		216.00	216.00		
Total Expenditures		39,485.73	39,485.73		

---- End of Report ----



House of Assembly
Newfoundland and Labrador
Member Accountability and Disclosure Report
Expenditures Summarized by Category
01-Apr-18 to 31-Mar-19

OSBORNE, TOM, MHA

Allowance Category	Expenditure Limit for Fiscal Year 2018/19 (Net of HST)	Expenditures Processed 01-Apr-18 to 31-Mar-19 (Net of HST)	Expenditures Year to Date 01-Apr-18 to 31-Mar-19 (Net of HST)	Funds Available (Net of HST)	Percent Expended to Date
Office Allowances					
Office Accommodations	--	0.00	0.00	--	--
Rental of Short-term Accommodations	--	0.00	0.00	--	--
Office Start-up Costs	--	0.00	0.00	--	--
Office Operations	10,435.00	1,579.14	1,579.14	8,855.86	15.1%
Total Office Allowances		1,579.14	1,579.14		
Operational Resources					
Operational Resources	--	2,182.46	2,182.46	--	--
Total Operational Resources		2,182.46	2,182.46		
Travel & Living Allowances					
House in Session	--	0.00	0.00	--	--
House Not in Session	--	0.00	0.00	--	--
Intra & Extra-Constituency Travel	5,217.00	0.00	0.00	5,217.00	0.0%
Helicopter Travel	--	0.00	0.00	--	--
Total Travel & Living Allowances		0.00	0.00		
Constituency Allowance					
Constituency Allowance	2,609.00	951.52	951.52	1,657.48	36.5%
Total Constituency Allowance		951.52	951.52		
Total Expenditures		4,713.12	4,713.12		

---- End of Report ----



House of Assembly
Newfoundland and Labrador
Member Accountability and Disclosure Report
Expenditures Summarized by Category
01-Apr-18 to 31-Mar-19

MITCHELMORE, CHRISTOPHER, MHA

Allowance Category	Expenditure Limit for Fiscal Year 2018/19 (Net of HST)	Expenditures Processed 01-Apr-18 to 31-Mar-19 (Net of HST)	Expenditures Year to Date 01-Apr-18 to 31-Mar-19 (Net of HST)	Funds Available (Net of HST)	Percent Expended to Date
Office Allowances					
Office Accommodations	--	0.00	0.00	--	--
Rental of Short-term Accommodations	--	0.00	0.00	--	--
Office Start-up Costs	--	0.00	0.00	--	--
Office Operations	10,435.00	6,529.91	6,529.91	3,905.09	62.6%
Total Office Allowances		6,529.91	6,529.91		
Operational Resources					
Operational Resources	--	9,588.95	9,588.95	--	--
Total Operational Resources		9,588.95	9,588.95		
Travel & Living Allowances					
House in Session	--	26,646.00	26,646.00	--	--
House Not in Session	--	52.63	52.63	--	--
Intra & Extra-Constituency Travel	10,609.00	10,608.99	10,608.99	0.01	100.0%
Helicopter Travel	--	0.00	0.00	--	--
Total Travel & Living Allowances		37,307.62	37,307.62		
Constituency Allowance					
Constituency Allowance	2,609.00	455.76	455.76	2,153.24	17.5%
Total Constituency Allowance		455.76	455.76		
Total Expenditures					
		53,882.24	53,882.24		

---- End of Report ----



House of Assembly
Newfoundland and Labrador
Member Accountability and Disclosure Report
Expenditures Summarized by Category
01-Apr-18 to 31-Mar-19

MICHAEL, LORRAINE, MHA

Allowance Category	Expenditure Limit for Fiscal Year 2018/19 (Net of HST)	Expenditures Processed 01-Apr-18 to 31-Mar-19 (Net of HST)	Expenditures Year to Date 01-Apr-18 to 31-Mar-19 (Net of HST)	Funds Available (Net of HST)	Percent Expended to Date
Office Allowances					
Office Accommodations	--	0.00	0.00	--	--
Rental of Short-term Accommodations	--	0.00	0.00	--	--
Office Start-up Costs	--	0.00	0.00	--	--
Office Operations	10,435.00	5,048.67	5,048.67	5,386.33	48.4%
Total Office Allowances		5,048.67	5,048.67		
Operational Resources					
Operational Resources	--	2,772.29	2,772.29	--	--
Total Operational Resources		2,772.29	2,772.29		
Travel & Living Allowances					
House in Session	--	0.00	0.00	--	--
House Not in Session	--	0.00	0.00	--	--
Intra & Extra-Constituency Travel	5,217.00	487.74	487.74	4,729.26	9.3%
Helicopter Travel	--	0.00	0.00	--	--
Total Travel & Living Allowances		487.74	487.74		
Constituency Allowance					
Constituency Allowance	2,609.00	281.05	281.05	2,327.95	10.8%
Total Constituency Allowance		281.05	281.05		
Total Expenditures					
		8,589.75	8,589.75		

---- End of Report ----



House of Assembly
Newfoundland and Labrador
Member Accountability and Disclosure Report
Expenditures Summarized by Category
01-Apr-18 to 31-Mar-19

Letto, Graham, MHA

Allowance Category	Expenditure Limit for Fiscal Year 2018/19 (Net of HST)	Expenditures Processed 01-Apr-18 to 31-Mar-19 (Net of HST)	Expenditures Year to Date 01-Apr-18 to 31-Mar-19 (Net of HST)	Funds Available (Net of HST)	Percent Expended to Date
Office Allowances					
Office Accommodations	--	0.00	0.00	--	--
Rental of Short-term Accommodations	--	0.00	0.00	--	--
Office Start-up Costs	636.00	0.00	0.00	636.00	0.0%
Office Operations	10,435.00	1,331.59	1,331.59	9,103.41	12.8%
Total Office Allowances		1,331.59	1,331.59		
Operational Resources					
Operational Resources	--	11,378.13	11,378.13	--	--
Total Operational Resources		11,378.13	11,378.13		
Travel & Living Allowances					
House in Session	--	17,849.58	17,849.58	--	--
House Not in Session	--	30,427.22	30,427.22	--	--
Intra & Extra-Constituency Travel	5,739.00	4,817.99	4,817.99	921.01	84.0%
Helicopter Travel	--	0.00	0.00	--	--
Total Travel & Living Allowances		53,094.79	53,094.79		
Constituency Allowance					
Constituency Allowance	2,609.00	1,528.47	1,528.47	1,080.53	58.6%
Total Constituency Allowance		1,528.47	1,528.47		
Total Expenditures					
		67,332.98	67,332.98		

---- End of Report ----



House of Assembly
Newfoundland and Labrador
Member Accountability and Disclosure Report
Expenditures Summarized by Category
01-Apr-18 to 31-Mar-19

LESTER, JIM, MHA

Allowance Category	Expenditure Limit for Fiscal Year 2018/19 (Net of HST)	Expenditures Processed 01-Apr-18 to 31-Mar-19 (Net of HST)	Expenditures Year to Date 01-Apr-18 to 31-Mar-19 (Net of HST)	Funds Available (Net of HST)	Percent Expended to Date
Office Allowances					
Office Accommodations	--	0.00	0.00	--	--
Rental of Short-term Accommodations	--	0.00	0.00	--	--
Office Start-up Costs	645.00	0.00	0.00	645.00	0.0%
Office Operations	10,435.00	2,348.89	2,348.89	8,086.11	22.5%
Total Office Allowances		2,348.89	2,348.89		
Operational Resources					
Operational Resources	--	2,583.48	2,583.48	--	--
Total Operational Resources		2,583.48	2,583.48		
Travel & Living Allowances					
House in Session	--	0.00	0.00	--	--
House Not in Session	--	0.00	0.00	--	--
Intra & Extra-Constituency Travel	5,217.00	2,400.00	2,400.00	2,817.00	46.0%
Helicopter Travel	--	0.00	0.00	--	--
Total Travel & Living Allowances		2,400.00	2,400.00		
Constituency Allowance					
Constituency Allowance	2,609.00	1,109.57	1,109.57	1,499.43	42.5%
Total Constituency Allowance		1,109.57	1,109.57		
Total Expenditures		8,441.94	8,441.94		

---- End of Report ----



House of Assembly
Newfoundland and Labrador
Member Accountability and Disclosure Report
Expenditures Summarized by Category
01-Apr-18 to 31-Mar-19

LANE, PAUL, MHA

Allowance Category	Expenditure Limit for Fiscal Year 2018/19 (Net of HST)	Expenditures Processed 01-Apr-18 to 31-Mar-19 (Net of HST)	Expenditures Year to Date 01-Apr-18 to 31-Mar-19 (Net of HST)	Funds Available (Net of HST)	Percent Expended to Date
Office Allowances					
Office Accommodations	--	0.00	0.00	--	--
Rental of Short-term Accommodations	--	0.00	0.00	--	--
Office Start-up Costs	--	0.00	0.00	--	--
Office Operations	10,435.00	10,427.83	10,427.83	7.17	99.9%
Total Office Allowances		10,427.83	10,427.83		
Operational Resources					
Operational Resources	--	2,071.06	2,071.06	--	--
Total Operational Resources		2,071.06	2,071.06		
Travel & Living Allowances					
House in Session	--	0.00	0.00	--	--
House Not in Session	--	0.00	0.00	--	--
Intra & Extra-Constituency Travel	5,217.00	4,576.51	4,576.51	640.49	87.7%
Helicopter Travel	--	0.00	0.00	--	--
Total Travel & Living Allowances		4,576.51	4,576.51		
Constituency Allowance					
Constituency Allowance	2,609.00	2,341.41	2,341.41	267.59	89.7%
Total Constituency Allowance		2,341.41	2,341.41		
Total Expenditures					
		19,416.81	19,416.81		

---- End of Report ----



House of Assembly
Newfoundland and Labrador
Member Accountability and Disclosure Report
Expenditures Summarized by Category
01-Apr-18 to 31-Mar-19

KIRBY, DALE, MHA

Allowance Category	Expenditure Limit for Fiscal Year 2018/19 (Net of HST)	Expenditures Processed 01-Apr-18 to 31-Mar-19 (Net of HST)	Expenditures Year to Date 01-Apr-18 to 31-Mar-19 (Net of HST)	Funds Available (Net of HST)	Percent Expended to Date
Office Allowances					
Office Accommodations	--	0.00	0.00	--	--
Rental of Short-term Accommodations	--	0.00	0.00	--	--
Office Start-up Costs	--	0.00	0.00	--	--
Office Operations	10,435.00	5,176.69	5,176.69	5,258.31	49.6%
Total Office Allowances		5,176.69	5,176.69		
Operational Resources					
Operational Resources	--	4,089.00	4,089.00	--	--
Total Operational Resources		4,089.00	4,089.00		
Travel & Living Allowances					
House in Session	--	0.00	0.00	--	--
House Not in Session	--	0.00	0.00	--	--
Intra & Extra-Constituency Travel	5,217.00	0.00	0.00	5,217.00	0.0%
Helicopter Travel	--	0.00	0.00	--	--
Total Travel & Living Allowances		0.00	0.00		
Constituency Allowance					
Constituency Allowance	2,609.00	1,159.76	1,159.76	1,449.24	44.5%
Total Constituency Allowance		1,159.76	1,159.76		
Total Expenditures					
		10,425.45	10,425.45		

---- End of Report ----



House of Assembly
Newfoundland and Labrador
Member Accountability and Disclosure Report
Expenditures Summarized by Category
01-Apr-18 to 31-Mar-19

King, Neil, MHA

Allowance Category	Expenditure Limit for Fiscal Year 2018/19 (Net of HST)	Expenditures Processed 01-Apr-18 to 31-Mar-19 (Net of HST)	Expenditures Year to Date 01-Apr-18 to 31-Mar-19 (Net of HST)	Funds Available (Net of HST)	Percent Expended to Date
Office Allowances					
Office Accommodations	17,820.00	17,779.33	17,779.33	40.67	99.8%
Rental of Short-term Accommodations	--	0.00	0.00	--	--
Office Start-up Costs	653.00	0.00	0.00	653.00	0.0%
Office Operations	10,435.00	7,435.54	7,435.54	2,999.46	71.3%
Total Office Allowances		25,214.87	25,214.87		
Operational Resources					
Operational Resources	--	6,773.93	6,773.93	--	--
Total Operational Resources		6,773.93	6,773.93		
Travel & Living Allowances					
House in Session	--	14,608.09	14,608.09	--	--
House Not in Session	--	8,569.28	8,569.28	--	--
Intra & Extra-Constituency Travel	9,739.00	8,044.24	8,044.24	1,694.76	82.6%
Helicopter Travel	--	0.00	0.00	--	--
Total Travel & Living Allowances		31,221.61	31,221.61		
Constituency Allowance					
Constituency Allowance	2,609.00	976.61	976.61	1,632.39	37.4%
Total Constituency Allowance		976.61	976.61		
Total Expenditures		64,187.02	64,187.02		

---- End of Report ----



House of Assembly
Newfoundland and Labrador
Member Accountability and Disclosure Report
Expenditures Summarized by Category
01-Apr-18 to 31-Mar-19

JOYCE, EDDIE, MHA

Allowance Category	Expenditure Limit for Fiscal Year 2018/19 (Net of HST)	Expenditures Processed 01-Apr-18 to 31-Mar-19 (Net of HST)	Expenditures Year to Date 01-Apr-18 to 31-Mar-19 (Net of HST)	Funds Available (Net of HST)	Percent Expended to Date
Office Allowances					
Office Accommodations	--	0.00	0.00	--	--
Rental of Short-term Accommodations	--	0.00	0.00	--	--
Office Start-up Costs	--	0.00	0.00	--	--
Office Operations	10,435.00	9,058.00	9,058.00	1,377.00	86.8%
Total Office Allowances		9,058.00	9,058.00		
Operational Resources					
Operational Resources	--	4,475.39	4,475.39	--	--
Total Operational Resources		4,475.39	4,475.39		
Travel & Living Allowances					
House in Session	--	12,071.53	12,071.53	--	--
House Not in Session	--	8,563.87	8,563.87	--	--
Intra & Extra-Constituency Travel	10,870.00	5,883.14	5,883.14	4,986.86	54.1%
Helicopter Travel	--	0.00	0.00	--	--
Total Travel & Living Allowances		26,518.54	26,518.54		
Constituency Allowance					
Constituency Allowance	2,609.00	526.88	526.88	2,082.12	20.2%
Total Constituency Allowance		526.88	526.88		
Total Expenditures					
		40,578.81	40,578.81		

---- End of Report ----



House of Assembly
Newfoundland and Labrador
Member Accountability and Disclosure Report
Expenditures Summarized by Category
01-Apr-18 to 31-Mar-19

HUTCHINGS, KEITH, MHA

Allowance Category	Expenditure Limit for Fiscal Year 2018/19 (Net of HST)	Expenditures Processed 01-Apr-18 to 31-Mar-19 (Net of HST)	Expenditures Year to Date 01-Apr-18 to 31-Mar-19 (Net of HST)	Funds Available (Net of HST)	Percent Expended to Date
Office Allowances					
Office Accommodations	--	0.00	0.00	--	--
Rental of Short-term Accommodations	--	0.00	0.00	--	--
Office Start-up Costs	--	0.00	0.00	--	--
Office Operations	10,435.00	2,678.95	2,678.95	7,756.05	25.7%
Total Office Allowances		2,678.95	2,678.95		
Operational Resources					
Operational Resources	--	2,506.55	2,506.55	--	--
Total Operational Resources		2,506.55	2,506.55		
Travel & Living Allowances					
House in Session	--	0.00	0.00	--	--
House Not in Session	--	0.00	0.00	--	--
Intra & Extra-Constituency Travel	8,783.00	8,440.75	8,440.75	342.25	96.1%
Helicopter Travel	--	0.00	0.00	--	--
Total Travel & Living Allowances		8,440.75	8,440.75		
Constituency Allowance					
Constituency Allowance	2,609.00	1,445.48	1,445.48	1,163.52	55.4%
Total Constituency Allowance		1,445.48	1,445.48		
Total Expenditures		15,071.73	15,071.73		

---- End of Report ----



House of Assembly
Newfoundland and Labrador
Member Accountability and Disclosure Report
Expenditures Summarized by Category
01-Apr-18 to 31-Mar-19

Holloway, Colin, MHA

Allowance Category	Expenditure Limit for Fiscal Year 2018/19 (Net of HST)	Expenditures Processed 01-Apr-18 to 31-Mar-19 (Net of HST)	Expenditures Year to Date 01-Apr-18 to 31-Mar-19 (Net of HST)	Funds Available (Net of HST)	Percent Expended to Date
Office Allowances					
Office Accommodations	10,960.00	10,959.96	10,959.96	0.04	100.0%
Rental of Short-term Accommodations	--	0.00	0.00	--	--
Office Start-up Costs	153.00	0.00	0.00	153.00	0.0%
Office Operations	10,435.00	8,654.64	8,654.64	1,780.36	82.9%
Total Office Allowances		19,614.60	19,614.60		
Operational Resources					
Operational Resources	--	6,250.14	6,250.14	--	--
Total Operational Resources		6,250.14	6,250.14		
Travel & Living Allowances					
House in Session	--	6,170.01	6,170.01	--	--
House Not in Session	--	1,893.30	1,893.30	--	--
Intra & Extra-Constituency Travel	11,043.00	10,504.96	10,504.96	538.04	95.1%
Helicopter Travel	--	0.00	0.00	--	--
Total Travel & Living Allowances		18,568.27	18,568.27		
Constituency Allowance					
Constituency Allowance	2,609.00	327.18	327.18	2,281.82	12.5%
Total Constituency Allowance		327.18	327.18		
Total Expenditures					
		44,760.19	44,760.19		

---- End of Report ----



House of Assembly
Newfoundland and Labrador
Member Accountability and Disclosure Report
Expenditures Summarized by Category
01-Apr-18 to 31-Mar-19

Hawkins, Allan, MHA

Allowance Category	Expenditure Limit for Fiscal Year 2018/19 (Net of HST)	Expenditures Processed 01-Apr-18 to 31-Mar-19 (Net of HST)	Expenditures Year to Date 01-Apr-18 to 31-Mar-19 (Net of HST)	Funds Available (Net of HST)	Percent Expended to Date
Office Allowances					
Office Accommodations	--	0.00	0.00	--	--
Rental of Short-term Accommodations	--	0.00	0.00	--	--
Office Start-up Costs	870.00	0.00	0.00	870.00	0.0%
Office Operations	10,435.00	6,394.11	6,394.11	4,040.89	61.3%
Total Office Allowances		6,394.11	6,394.11		
Operational Resources					
Operational Resources	--	4,340.63	4,340.63	--	--
Total Operational Resources		4,340.63	4,340.63		
Travel & Living Allowances					
House in Session	--	16,791.49	16,791.49	--	--
House Not in Session	--	0.00	0.00	--	--
Intra & Extra-Constituency Travel	7,913.00	4,884.25	4,884.25	3,028.75	61.7%
Helicopter Travel	--	0.00	0.00	--	--
Total Travel & Living Allowances		21,675.74	21,675.74		
Constituency Allowance					
Constituency Allowance	2,609.00	831.32	831.32	1,777.68	31.9%
Total Constituency Allowance		831.32	831.32		
Total Expenditures					
		33,241.80	33,241.80		

---- End of Report ----



House of Assembly
Newfoundland and Labrador
Member Accountability and Disclosure Report
Expenditures Summarized by Category
01-Apr-18 to 31-Mar-19

Haley, Carol Anne, MHA

Allowance Category	Expenditure Limit for Fiscal Year 2018/19 (Net of HST)	Expenditures Processed 01-Apr-18 to 31-Mar-19 (Net of HST)	Expenditures Year to Date 01-Apr-18 to 31-Mar-19 (Net of HST)	Funds Available (Net of HST)	Percent Expended to Date
Office Allowances					
Office Accommodations	15,545.00	15,544.32	15,544.32	0.68	100.0%
Rental of Short-term Accommodations	--	0.00	0.00	--	--
Office Start-up Costs	676.00	0.00	0.00	676.00	0.0%
Office Operations	10,435.00	4,767.52	4,767.52	5,667.48	45.7%
Total Office Allowances		20,311.84	20,311.84		
Operational Resources					
Operational Resources	--	8,764.95	8,764.95	--	--
Total Operational Resources		8,764.95	8,764.95		
Travel & Living Allowances					
House in Session	--	15,831.47	15,831.47	--	--
House Not in Session	--	8,922.93	8,922.93	--	--
Intra & Extra-Constituency Travel	11,043.00	8,805.85	8,805.85	2,237.15	79.7%
Helicopter Travel	--	0.00	0.00	--	--
Total Travel & Living Allowances		33,560.25	33,560.25		
Constituency Allowance					
Constituency Allowance	2,609.00	731.15	731.15	1,877.85	28.0%
Total Constituency Allowance		731.15	731.15		
Total Expenditures					
		63,368.19	63,368.19		

---- End of Report ----



House of Assembly
Newfoundland and Labrador
Member Accountability and Disclosure Report
Expenditures Summarized by Category
01-Apr-18 to 31-Mar-19

Haggie, John, MHA

Allowance Category	Expenditure Limit for Fiscal Year 2018/19 (Net of HST)	Expenditures Processed 01-Apr-18 to 31-Mar-19 (Net of HST)	Expenditures Year to Date 01-Apr-18 to 31-Mar-19 (Net of HST)	Funds Available (Net of HST)	Percent Expended to Date
Office Allowances					
Office Accommodations	--	0.00	0.00	--	--
Rental of Short-term Accommodations	--	0.00	0.00	--	--
Office Start-up Costs	--	0.00	0.00	--	--
Office Operations	10,435.00	5,828.00	5,828.00	4,607.00	55.9%
Total Office Allowances		5,828.00	5,828.00		
Operational Resources					
Operational Resources	--	4,751.91	4,751.91	--	--
Total Operational Resources		4,751.91	4,751.91		
Travel & Living Allowances					
House in Session	--	14,682.64	14,682.64	--	--
House Not in Session	--	559.82	559.82	--	--
Intra & Extra-Constituency Travel	6,696.00	1,487.96	1,487.96	5,208.04	22.2%
Helicopter Travel	--	0.00	0.00	--	--
Total Travel & Living Allowances		16,730.42	16,730.42		
Constituency Allowance					
Constituency Allowance	2,609.00	1,119.93	1,119.93	1,489.07	42.9%
Total Constituency Allowance		1,119.93	1,119.93		
Total Expenditures					
		28,430.26	28,430.26		

---- End of Report ----



House of Assembly
Newfoundland and Labrador
Member Accountability and Disclosure Report
Expenditures Summarized by Category
01-Apr-18 to 31-Mar-19

Gambin - Walsh, Sherry, MHA

Allowance Category	Expenditure Limit for Fiscal Year 2018/19 (Net of HST)	Expenditures Processed 01-Apr-18 to 31-Mar-19 (Net of HST)	Expenditures Year to Date 01-Apr-18 to 31-Mar-19 (Net of HST)	Funds Available (Net of HST)	Percent Expended to Date
Office Allowances					
Office Accommodations	19,000.00	18,999.96	18,999.96	0.04	100.0%
Rental of Short-term Accommodations	--	0.00	0.00	--	--
Office Start-up Costs	92.00	0.00	0.00	92.00	0.0%
Office Operations	10,435.00	10,050.53	10,050.53	384.47	96.3%
Total Office Allowances		29,050.49	29,050.49		
Operational Resources					
Operational Resources	--	13,286.68	13,286.68	--	--
Total Operational Resources		13,286.68	13,286.68		
Travel & Living Allowances					
House in Session	--	6,636.92	6,636.92	--	--
House Not in Session	--	0.00	0.00	--	--
Intra & Extra-Constituency Travel	10,000.00	8,884.44	8,884.44	1,115.56	88.8%
Helicopter Travel	--	0.00	0.00	--	--
Total Travel & Living Allowances		15,521.36	15,521.36		
Constituency Allowance					
Constituency Allowance	2,609.00	2,609.00	2,609.00	0.00	100.0%
Total Constituency Allowance		2,609.00	2,609.00		
Total Expenditures		60,467.53	60,467.53		

---- End of Report ----



House of Assembly
Newfoundland and Labrador
Member Accountability and Disclosure Report
Expenditures Summarized by Category
01-Apr-18 to 31-Mar-19

Finn, John, MHA

Allowance Category	Expenditure Limit for Fiscal Year 2018/19 (Net of HST)	Expenditures Processed 01-Apr-18 to 31-Mar-19 (Net of HST)	Expenditures Year to Date 01-Apr-18 to 31-Mar-19 (Net of HST)	Funds Available (Net of HST)	Percent Expended to Date
Office Allowances					
Office Accommodations	8,963.00	8,962.80	8,962.80	0.20	100.0%
Rental of Short-term Accommodations	--	0.00	0.00	--	--
Office Start-up Costs	152.00	0.00	0.00	152.00	0.0%
Office Operations	10,435.00	4,235.77	4,235.77	6,199.23	40.6%
Total Office Allowances		13,198.57	13,198.57		
Operational Resources					
Operational Resources	--	8,061.72	8,061.72	--	--
Total Operational Resources		8,061.72	8,061.72		
Travel & Living Allowances					
House in Session	--	17,813.16	17,813.16	--	--
House Not in Session	--	8,135.40	8,135.40	--	--
Intra & Extra-Constituency Travel	5,913.00	2,547.54	2,547.54	3,365.46	43.1%
Helicopter Travel	--	0.00	0.00	--	--
Total Travel & Living Allowances		28,496.10	28,496.10		
Constituency Allowance					
Constituency Allowance	2,609.00	154.74	154.74	2,454.26	5.9%
Total Constituency Allowance		154.74	154.74		
Total Expenditures		49,911.13	49,911.13		

---- End of Report ----



House of Assembly
Newfoundland and Labrador
Member Accountability and Disclosure Report
Expenditures Summarized by Category
01-Apr-18 to 31-Mar-19

EDMUNDS, RANDY, MHA

Allowance Category	Expenditure Limit for Fiscal Year 2018/19 (Net of HST)	Expenditures Processed 01-Apr-18 to 31-Mar-19 (Net of HST)	Expenditures Year to Date 01-Apr-18 to 31-Mar-19 (Net of HST)	Funds Available (Net of HST)	Percent Expended to Date
Office Allowances					
Office Accommodations	--	0.00	0.00	--	--
Rental of Short-term Accommodations	--	0.00	0.00	--	--
Office Start-up Costs	--	0.00	0.00	--	--
Office Operations	10,435.00	1,094.07	1,094.07	9,340.93	10.5%
Total Office Allowances		1,094.07	1,094.07		
Operational Resources					
Operational Resources	--	5,438.17	5,438.17	--	--
Total Operational Resources		5,438.17	5,438.17		
Travel & Living Allowances					
House in Session	--	28,852.34	28,852.34	--	--
House Not in Session	--	12,889.92	12,889.92	--	--
Intra & Extra-Constituency Travel	18,000.00	7,574.48	7,574.48	10,425.52	42.1%
Helicopter Travel	9,130.00	0.00	0.00	9,130.00	0.0%
Total Travel & Living Allowances		49,316.74	49,316.74		
Constituency Allowance					
Constituency Allowance	2,609.00	1,948.19	1,948.19	660.81	74.7%
Total Constituency Allowance		1,948.19	1,948.19		
Total Expenditures					
		57,797.17	57,797.17		

---- End of Report ----



House of Assembly
Newfoundland and Labrador
Member Accountability and Disclosure Report
Expenditures Summarized by Category
01-Apr-18 to 31-Mar-19

DINN, PAUL, MHA

Allowance Category	Expenditure Limit for Fiscal Year 2018/19 (Net of HST)	Expenditures Processed 01-Apr-18 to 31-Mar-19 (Net of HST)	Expenditures Year to Date 01-Apr-18 to 31-Mar-19 (Net of HST)	Funds Available (Net of HST)	Percent Expended to Date
Office Allowances					
Office Accommodations	3,011.00	3,010.75	3,010.75	0.25	100.0%
Rental of Short-term Accommodations	--	0.00	0.00	--	--
Office Start-up Costs	870.00	239.98	239.98	630.02	27.6%
Office Operations	1,916.00	1,629.96	1,629.96	286.04	85.1%
Total Office Allowances		4,880.69	4,880.69		
Operational Resources					
Operational Resources	--	540.58	540.58	--	--
Total Operational Resources		540.58	540.58		
Travel & Living Allowances					
House in Session	--	0.00	0.00	--	--
House Not in Session	--	0.00	0.00	--	--
Intra & Extra-Constituency Travel	958.00	451.61	451.61	506.39	47.1%
Helicopter Travel	--	0.00	0.00	--	--
Total Travel & Living Allowances		451.61	451.61		
Constituency Allowance					
Constituency Allowance	479.00	0.00	0.00	479.00	0.0%
Total Constituency Allowance		0.00	0.00		
Total Expenditures		5,872.88	5,872.88		

---- End of Report ----



House of Assembly
Newfoundland and Labrador
Member Accountability and Disclosure Report
Expenditures Summarized by Category
01-Apr-18 to 31-Mar-19

DEMPSTER, LISA, MHA

Allowance Category	Expenditure Limit for Fiscal Year 2018/19 (Net of HST)	Expenditures Processed 01-Apr-18 to 31-Mar-19 (Net of HST)	Expenditures Year to Date 01-Apr-18 to 31-Mar-19 (Net of HST)	Funds Available (Net of HST)	Percent Expended to Date
Office Allowances					
Office Accommodations	13,860.00	13,860.00	13,860.00	0.00	100.0%
Rental of Short-term Accommodations	--	0.00	0.00	--	--
Office Start-up Costs	--	0.00	0.00	--	--
Office Operations	10,435.00	5,680.76	5,680.76	4,754.24	54.4%
Total Office Allowances		19,540.76	19,540.76		
Operational Resources					
Operational Resources	--	10,628.61	10,628.61	--	--
Total Operational Resources		10,628.61	10,628.61		
Travel & Living Allowances					
House in Session	--	23,659.22	23,659.22	--	--
House Not in Session	--	1,451.00	1,451.00	--	--
Intra & Extra-Constituency Travel	22,261.00	14,644.92	14,644.92	7,616.08	65.8%
Helicopter Travel	18,261.00	0.00	0.00	18,261.00	0.0%
Total Travel & Living Allowances		39,755.14	39,755.14		
Constituency Allowance					
Constituency Allowance	2,609.00	332.08	332.08	2,276.92	12.7%
Total Constituency Allowance		332.08	332.08		
Total Expenditures					
		70,256.59	70,256.59		

---- End of Report ----



House of Assembly
Newfoundland and Labrador
Member Accountability and Disclosure Report
Expenditures Summarized by Category
01-Apr-18 to 31-Mar-19

Dean, Jerry, MHA

Allowance Category	Expenditure Limit for Fiscal Year 2018/19 (Net of HST)	Expenditures Processed 01-Apr-18 to 31-Mar-19 (Net of HST)	Expenditures Year to Date 01-Apr-18 to 31-Mar-19 (Net of HST)	Funds Available (Net of HST)	Percent Expended to Date
Office Allowances					
Office Accommodations	19,200.00	19,200.00	19,200.00	0.00	100.0%
Rental of Short-term Accommodations	--	0.00	0.00	--	--
Office Start-up Costs	412.00	0.00	0.00	412.00	0.0%
Office Operations	10,435.00	3,150.75	3,150.75	7,284.25	30.2%
Total Office Allowances		22,350.75	22,350.75		
Operational Resources					
Operational Resources	--	10,592.43	10,592.43	--	--
Total Operational Resources		10,592.43	10,592.43		
Travel & Living Allowances					
House in Session	--	12,857.01	12,857.01	--	--
House Not in Session	--	1,977.61	1,977.61	--	--
Intra & Extra-Constituency Travel	9,391.00	6,874.62	6,874.62	2,516.38	73.2%
Helicopter Travel	--	0.00	0.00	--	--
Total Travel & Living Allowances		21,709.24	21,709.24		
Constituency Allowance					
Constituency Allowance	2,609.00	391.29	391.29	2,217.71	15.0%
Total Constituency Allowance		391.29	391.29		
Total Expenditures					
		55,043.71	55,043.71		

---- End of Report ----



House of Assembly
Newfoundland and Labrador
Member Accountability and Disclosure Report
Expenditures Summarized by Category
01-Apr-18 to 31-Mar-19

DAVIS, PAUL, MHA

Allowance Category	Expenditure Limit for Fiscal Year 2018/19 (Net of HST)	Expenditures Processed 01-Apr-18 to 31-Mar-19 (Net of HST)	Expenditures Year to Date 01-Apr-18 to 31-Mar-19 (Net of HST)	Funds Available (Net of HST)	Percent Expended to Date
Office Allowances					
Office Accommodations	8,000.00	4,989.23	4,989.23	3,010.77	62.4%
Rental of Short-term Accommodations	--	0.00	0.00	--	--
Office Start-up Costs	--	0.00	0.00	--	--
Office Operations	10,435.00	4,973.00	4,973.00	5,462.00	47.7%
Total Office Allowances		9,962.23	9,962.23		
Operational Resources					
Operational Resources	--	18,824.93	18,824.93	--	--
Total Operational Resources		18,824.93	18,824.93		
Travel & Living Allowances					
House in Session	--	0.00	0.00	--	--
House Not in Session	--	0.00	0.00	--	--
Intra & Extra-Constituency Travel	5,217.00	0.00	0.00	5,217.00	0.0%
Helicopter Travel	--	0.00	0.00	--	--
Total Travel & Living Allowances		0.00	0.00		
Constituency Allowance					
Constituency Allowance	2,609.00	222.81	222.81	2,386.19	8.5%
Total Constituency Allowance		222.81	222.81		
Total Expenditures					
		29,009.97	29,009.97		

---- End of Report ----



House of Assembly
Newfoundland and Labrador
Member Accountability and Disclosure Report
Expenditures Summarized by Category
01-Apr-18 to 31-Mar-19

Davis, Bernard, MHA

Allowance Category	Expenditure Limit for Fiscal Year 2018/19 (Net of HST)	Expenditures Processed 01-Apr-18 to 31-Mar-19 (Net of HST)	Expenditures Year to Date 01-Apr-18 to 31-Mar-19 (Net of HST)	Funds Available (Net of HST)	Percent Expended to Date
Office Allowances					
Office Accommodations	--	0.00	0.00	--	--
Rental of Short-term Accommodations	--	0.00	0.00	--	--
Office Start-up Costs	278.00	0.00	0.00	278.00	0.0%
Office Operations	10,435.00	3,564.73	3,564.73	6,870.27	34.2%
Total Office Allowances		3,564.73	3,564.73		
Operational Resources					
Operational Resources	--	2,591.58	2,591.58	--	--
Total Operational Resources		2,591.58	2,591.58		
Travel & Living Allowances					
House in Session	--	0.00	0.00	--	--
House Not in Session	--	0.00	0.00	--	--
Intra & Extra-Constituency Travel	5,217.00	1,527.59	1,527.59	3,689.41	29.3%
Helicopter Travel	--	0.00	0.00	--	--
Total Travel & Living Allowances		1,527.59	1,527.59		
Constituency Allowance					
Constituency Allowance	2,609.00	2,609.00	2,609.00	0.00	100.0%
Total Constituency Allowance		2,609.00	2,609.00		
Total Expenditures		10,292.90	10,292.90		

---- End of Report ----



House of Assembly
Newfoundland and Labrador
Member Accountability and Disclosure Report
Expenditures Summarized by Category
01-Apr-18 to 31-Mar-19

CROSBIE, CHES, MHA

Allowance Category	Expenditure Limit for Fiscal Year 2018/19 (Net of HST)	Expenditures Processed 01-Apr-18 to 31-Mar-19 (Net of HST)	Expenditures Year to Date 01-Apr-18 to 31-Mar-19 (Net of HST)	Funds Available (Net of HST)	Percent Expended to Date
Office Allowances					
Office Accommodations	--	0.00	0.00	--	--
Rental of Short-term Accommodations	--	0.00	0.00	--	--
Office Start-up Costs	870.00	0.00	0.00	870.00	0.0%
Office Operations	5,518.00	1,150.00	1,150.00	4,368.00	20.8%
Total Office Allowances		1,150.00	1,150.00		
Operational Resources					
Operational Resources	--	1,772.41	1,772.41	--	--
Total Operational Resources		1,772.41	1,772.41		
Travel & Living Allowances					
House in Session	--	0.00	0.00	--	--
House Not in Session	--	0.00	0.00	--	--
Intra & Extra-Constituency Travel	2,759.00	0.00	0.00	2,759.00	0.0%
Helicopter Travel	--	0.00	0.00	--	--
Total Travel & Living Allowances		0.00	0.00		
Constituency Allowance					
Constituency Allowance	1,380.00	0.00	0.00	1,380.00	0.0%
Total Constituency Allowance		0.00	0.00		
Total Expenditures		2,922.41	2,922.41		

---- End of Report ----



House of Assembly
Newfoundland and Labrador
Member Accountability and Disclosure Report
Expenditures Summarized by Category
01-Apr-18 to 31-Mar-19

CROCKER, STEVE, MHA

Allowance Category	Expenditure Limit for Fiscal Year 2018/19 (Net of HST)	Expenditures Processed 01-Apr-18 to 31-Mar-19 (Net of HST)	Expenditures Year to Date 01-Apr-18 to 31-Mar-19 (Net of HST)	Funds Available (Net of HST)	Percent Expended to Date
Office Allowances					
Office Accommodations	13,101.00	13,100.04	13,100.04	0.96	100.0%
Rental of Short-term Accommodations	--	0.00	0.00	--	--
Office Start-up Costs	--	0.00	0.00	--	--
Office Operations	10,435.00	6,774.23	6,774.23	3,660.77	64.9%
Total Office Allowances		19,874.27	19,874.27		
Operational Resources					
Operational Resources	--	12,254.32	12,254.32	--	--
Total Operational Resources		12,254.32	12,254.32		
Travel & Living Allowances					
House in Session	--	7,740.39	7,740.39	--	--
House Not in Session	--	475.73	475.73	--	--
Intra & Extra-Constituency Travel	7,478.00	2,888.51	2,888.51	4,589.49	38.6%
Helicopter Travel	--	0.00	0.00	--	--
Total Travel & Living Allowances		11,104.63	11,104.63		
Constituency Allowance					
Constituency Allowance	2,609.00	716.29	716.29	1,892.71	27.5%
Total Constituency Allowance		716.29	716.29		
Total Expenditures					
		43,949.51	43,949.51		

---- End of Report ----



House of Assembly
Newfoundland and Labrador
Member Accountability and Disclosure Report
Expenditures Summarized by Category
01-Apr-18 to 31-Mar-19

Coady, Siobhan, MHA

Allowance Category	Expenditure Limit for Fiscal Year 2018/19 (Net of HST)	Expenditures Processed 01-Apr-18 to 31-Mar-19 (Net of HST)	Expenditures Year to Date 01-Apr-18 to 31-Mar-19 (Net of HST)	Funds Available (Net of HST)	Percent Expended to Date
Office Allowances					
Office Accommodations	--	0.00	0.00	--	--
Rental of Short-term Accommodations	--	0.00	0.00	--	--
Office Start-up Costs	691.00	0.00	0.00	691.00	0.0%
Office Operations	10,435.00	10,164.52	10,164.52	270.48	97.4%
Total Office Allowances		10,164.52	10,164.52		
Operational Resources					
Operational Resources	--	2,902.26	2,902.26	--	--
Total Operational Resources		2,902.26	2,902.26		
Travel & Living Allowances					
House in Session	--	0.00	0.00	--	--
House Not in Session	--	0.00	0.00	--	--
Intra & Extra-Constituency Travel	5,217.00	0.00	0.00	5,217.00	0.0%
Helicopter Travel	--	0.00	0.00	--	--
Total Travel & Living Allowances		0.00	0.00		
Constituency Allowance					
Constituency Allowance	2,609.00	1,919.93	1,919.93	689.07	73.6%
Total Constituency Allowance		1,919.93	1,919.93		
Total Expenditures		14,986.71	14,986.71		

---- End of Report ----



House of Assembly
Newfoundland and Labrador
Member Accountability and Disclosure Report
Expenditures Summarized by Category
01-Apr-18 to 31-Mar-19

Byrne, Gerry, MHA

Allowance Category	Expenditure Limit for Fiscal Year 2018/19 (Net of HST)	Expenditures Processed 01-Apr-18 to 31-Mar-19 (Net of HST)	Expenditures Year to Date 01-Apr-18 to 31-Mar-19 (Net of HST)	Funds Available (Net of HST)	Percent Expended to Date
Office Allowances					
Office Accommodations	--	0.00	0.00	--	--
Rental of Short-term Accommodations	--	0.00	0.00	--	--
Office Start-up Costs	300.00	0.00	0.00	300.00	0.0%
Office Operations	10,435.00	2,719.11	2,719.11	7,715.89	26.1%
Total Office Allowances		2,719.11	2,719.11		
Operational Resources					
Operational Resources	--	7,294.08	7,294.08	--	--
Total Operational Resources		7,294.08	7,294.08		
Travel & Living Allowances					
House in Session	--	22,269.90	22,269.90	--	--
House Not in Session	--	353.88	353.88	--	--
Intra & Extra-Constituency Travel	5,217.00	0.00	0.00	5,217.00	0.0%
Helicopter Travel	--	0.00	0.00	--	--
Total Travel & Living Allowances		22,623.78	22,623.78		
Constituency Allowance					
Constituency Allowance	2,609.00	125.00	125.00	2,484.00	4.8%
Total Constituency Allowance		125.00	125.00		
Total Expenditures					
		32,761.97	32,761.97		

---- End of Report ----



House of Assembly
Newfoundland and Labrador
Member Accountability and Disclosure Report
Expenditures Summarized by Category
01-Apr-18 to 31-Mar-19

Browne, Mark, MHA

Allowance Category	Expenditure Limit for Fiscal Year 2018/19 (Net of HST)	Expenditures Processed 01-Apr-18 to 31-Mar-19 (Net of HST)	Expenditures Year to Date 01-Apr-18 to 31-Mar-19 (Net of HST)	Funds Available (Net of HST)	Percent Expended to Date
Office Allowances					
Office Accommodations	16,000.00	15,999.96	15,999.96	0.04	100.0%
Rental of Short-term Accommodations	--	0.00	0.00	--	--
Office Start-up Costs	67.00	35.26	35.26	31.74	52.6%
Office Operations	10,435.00	10,143.35	10,143.35	291.65	97.2%
Total Office Allowances		26,178.57	26,178.57		
Operational Resources					
Operational Resources	--	8,891.60	8,891.60	--	--
Total Operational Resources		8,891.60	8,891.60		
Travel & Living Allowances					
House in Session	--	9,652.53	9,652.53	--	--
House Not in Session	--	5,929.44	5,929.44	--	--
Intra & Extra-Constituency Travel	12,000.00	12,000.00	12,000.00	0.00	100.0%
Helicopter Travel	--	0.00	0.00	--	--
Total Travel & Living Allowances		27,581.97	27,581.97		
Constituency Allowance					
Constituency Allowance	2,609.00	2,609.00	2,609.00	0.00	100.0%
Total Constituency Allowance		2,609.00	2,609.00		
Total Expenditures					
		65,261.14	65,261.14		

---- End of Report ----



House of Assembly
Newfoundland and Labrador
Member Accountability and Disclosure Report
Expenditures Summarized by Category
01-Apr-18 to 31-Mar-19

BRAZIL, DAVID, MHA

Allowance Category	Expenditure Limit for Fiscal Year 2018/19 (Net of HST)	Expenditures Processed 01-Apr-18 to 31-Mar-19 (Net of HST)	Expenditures Year to Date 01-Apr-18 to 31-Mar-19 (Net of HST)	Funds Available (Net of HST)	Percent Expended to Date
Office Allowances					
Office Accommodations	--	0.00	0.00	--	--
Rental of Short-term Accommodations	--	0.00	0.00	--	--
Office Start-up Costs	--	0.00	0.00	--	--
Office Operations	10,435.00	9,252.21	9,252.21	1,182.79	88.7%
Total Office Allowances		9,252.21	9,252.21		
Operational Resources					
Operational Resources	--	2,799.30	2,799.30	--	--
Total Operational Resources		2,799.30	2,799.30		
Travel & Living Allowances					
House in Session	--	0.00	0.00	--	--
House Not in Session	--	0.00	0.00	--	--
Intra & Extra-Constituency Travel	6,696.00	6,695.40	6,695.40	0.60	100.0%
Helicopter Travel	--	0.00	0.00	--	--
Total Travel & Living Allowances		6,695.40	6,695.40		
Constituency Allowance					
Constituency Allowance	2,609.00	2,035.82	2,035.82	573.18	78.0%
Total Constituency Allowance		2,035.82	2,035.82		
Total Expenditures					
		20,782.73	20,782.73		

---- End of Report ----



House of Assembly
Newfoundland and Labrador
Member Accountability and Disclosure Report
Expenditures Summarized by Category
01-Apr-18 to 31-Mar-19

Bragg, Derrick, MHA

Allowance Category	Expenditure Limit for Fiscal Year 2018/19 (Net of HST)	Expenditures Processed 01-Apr-18 to 31-Mar-19 (Net of HST)	Expenditures Year to Date 01-Apr-18 to 31-Mar-19 (Net of HST)	Funds Available (Net of HST)	Percent Expended to Date
Office Allowances					
Office Accommodations	14,400.00	14,400.00	14,400.00	0.00	100.0%
Rental of Short-term Accommodations	--	0.00	0.00	--	--
Office Start-up Costs	455.00	0.00	0.00	455.00	0.0%
Office Operations	10,435.00	2,264.21	2,264.21	8,170.79	21.7%
Total Office Allowances		16,664.21	16,664.21		
Operational Resources					
Operational Resources	--	7,405.82	7,405.82	--	--
Total Operational Resources		7,405.82	7,405.82		
Travel & Living Allowances					
House in Session	--	12,972.16	12,972.16	--	--
House Not in Session	--	7,372.37	7,372.37	--	--
Intra & Extra-Constituency Travel	11,043.00	10,277.04	10,277.04	765.96	93.1%
Helicopter Travel	--	0.00	0.00	--	--
Total Travel & Living Allowances		30,621.57	30,621.57		
Constituency Allowance					
Constituency Allowance	2,609.00	768.08	768.08	1,840.92	29.4%
Total Constituency Allowance		768.08	768.08		
Total Expenditures					
		55,459.68	55,459.68		

---- End of Report ----



House of Assembly
Newfoundland and Labrador
Member Accountability and Disclosure Report
Expenditures Summarized by Category
01-Apr-18 to 31-Mar-19

Bennett, Derek, MHA

Allowance Category	Expenditure Limit for Fiscal Year 2018/19 (Net of HST)	Expenditures Processed 01-Apr-18 to 31-Mar-19 (Net of HST)	Expenditures Year to Date 01-Apr-18 to 31-Mar-19 (Net of HST)	Funds Available (Net of HST)	Percent Expended to Date
Office Allowances					
Office Accommodations	--	0.00	0.00	--	--
Rental of Short-term Accommodations	--	0.00	0.00	--	--
Office Start-up Costs	580.00	0.00	0.00	580.00	0.0%
Office Operations	10,435.00	3,502.68	3,502.68	6,932.32	33.6%
Total Office Allowances		3,502.68	3,502.68		
Operational Resources					
Operational Resources	--	7,574.03	7,574.03	--	--
Total Operational Resources		7,574.03	7,574.03		
Travel & Living Allowances					
House in Session	--	14,642.04	14,642.04	--	--
House Not in Session	--	5,996.56	5,996.56	--	--
Intra & Extra-Constituency Travel	8,000.00	7,992.68	7,992.68	7.32	99.9%
Helicopter Travel	--	0.00	0.00	--	--
Total Travel & Living Allowances		28,631.28	28,631.28		
Constituency Allowance					
Constituency Allowance	2,609.00	908.00	908.00	1,701.00	34.8%
Total Constituency Allowance		908.00	908.00		
Total Expenditures					
		40,615.99	40,615.99		

---- End of Report ----



House of Assembly
Newfoundland and Labrador
Member Accountability and Disclosure Report
Expenditures Summarized by Category
01-Apr-18 to 31-Mar-19

BENNETT, CATHY, MHA

Allowance Category	Expenditure Limit for Fiscal Year 2018/19 (Net of HST)	Expenditures Processed 01-Apr-18 to 31-Mar-19 (Net of HST)	Expenditures Year to Date 01-Apr-18 to 31-Mar-19 (Net of HST)	Funds Available (Net of HST)	Percent Expended to Date
Office Allowances					
Office Accommodations	--	0.00	0.00	--	--
Rental of Short-term Accommodations	--	0.00	0.00	--	--
Office Start-up Costs	--	0.00	0.00	--	--
Office Operations	10,435.00	778.11	778.11	9,656.89	7.5%
Total Office Allowances		778.11	778.11		
Operational Resources					
Operational Resources	--	873.41	873.41	--	--
Total Operational Resources		873.41	873.41		
Travel & Living Allowances					
House in Session	--	0.00	0.00	--	--
House Not in Session	--	0.00	0.00	--	--
Intra & Extra-Constituency Travel	5,217.00	935.48	935.48	4,281.52	17.9%
Helicopter Travel	--	0.00	0.00	--	--
Total Travel & Living Allowances		935.48	935.48		
Constituency Allowance					
Constituency Allowance	2,609.00	0.00	0.00	2,609.00	0.0%
Total Constituency Allowance		0.00	0.00		
Total Expenditures					
		2,587.00	2,587.00		

---- End of Report ----

**House of Assembly Management Commission
Briefing Note**

Title: Budget Transfers Report

Issue: Report of budget transfers processed during fiscal year 2018-19.

Background:

- The Transfer of Funds Policy, April 2008 requires only certain budget transfers to be approved by the Commission. However, to ensure transparency, the policy requires all transfers of funds processed during a fiscal year to be reported to the Commission.
- In accordance with Section 4.1.1 of the Transfer of Funds Policy, the following thirty-two (32) transfers were approved by the Clerk of the House of Assembly and the applicable Statutory Officer or Chief Financial Officer (or designate) since the last report (and are attached):
 - HOABT2019-001
 - HOABT2019-003 to HOABT2019-005
 - HOABT2019-007 to HOABT2019-011
 - HOABT2019-014 to HOABT2019-016
 - HOABT2019-018 to HOABT2019-020
 - HOABT2019-022 to HOABT2019-032
 - AGBA00001-1819 (transfers for the Office of the Auditor General)
- In accordance with Section 4.2.1 of the Transfer of Funds Policy, the following transfer of funds (not attached) was approved by the Management Commission (and are attached):
 - HOABT2019-002 – approved per Commission Minute No. CM 2018-034
 - HOABT2019-006 – approved per Commission Minute No. CM 2018-041
 - HOABT2019-012 – approved per Commission Minute No. CM 2018-049
 - HOABT2019-013 – approved per Commission Minute No. CM 2018-049
 - HOABT2019-017 – approved per Commission Minute No. CM 2019-002
 - HOABT2019-021 – approved per Commission Minute No. CM 2019-009

Analysis:

Legal Consultation:

Not applicable

Internal Consultation(s):

Not applicable

External Consultation(s):

Not applicable

Comparison to Government Policy:

The Executive Branch has a comparable Transfer of Funds Policy.

Financial Impact:

Not applicable

Legislative Impact:

Not applicable

Options:

- Not applicable

Status:

- Not applicable

Action Required:

- For reporting purposes only.

Drafted by: Wanda Strowbridge
Date: July 17, 2019

Approved by: Sandra Barnes

Attachments:

1. Budget Transfers HOABT2019-001 to HOABT2019-032
2. Budget Transfers AGBA00001-1819

LEGISLATURE

Budget Adjustment No.: HOABT2019-001

TRANSFER TO:

Accounting Distribution					Description	Amount
RC	ACAT	ACEL	LOBJ	DTC		
0209	110	0440	0232	000000	1.1.02.02 Legislative Library and Records Management – Employee Benefits	\$1,100

FUNDS REQUIRED FOR:

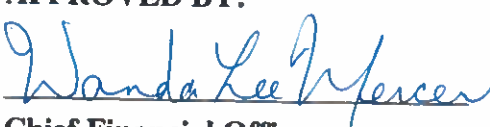
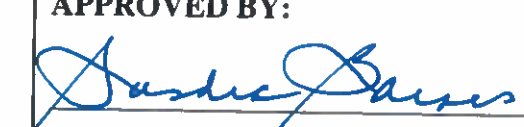
To cover the cost of conference registration fees.

TRANSFER FROM:

Accounting Distribution					Description	Amount
RC	ACAT	ACEL	LOBJ	DTC		
0209	110	0440	0367	000000	1.1.02.02 Legislative Library and Records Management – Transportation and Communications	\$1,100

REASON FUNDS ARE AVAILABLE:

Savings are available due to less than anticipated travel.

<p>APPROVED BY:  Chief Financial Officer Date: <u>Sept. 20/18</u></p>	<p>APPROVED BY:  Clerk of the House of Assembly Date: <u>2018-09-24</u></p>
---	---

LEGISLATURE

Budget Adjustment No.: HOABT2019-002

TRANSFER TO:

Accounting Distribution					Description	Amount
RC	ACAT	ACEL	LOBJ	DTC		
0211	120	0600	0513	000000	3.1.01.02 Office of the Chief Electoral Officer – Professional Services	\$25,000

FUNDS REQUIRED FOR:

To cover the cost of Members' Code of Conduct Reviews.

TRANSFER FROM:

Accounting Distribution					Description	Amount
RC	ACAT	ACEL	LOBJ	DTC		
0206	130	0410	0910	000000	1.1.04.09 Members' Resources – Allowances and Assistance	\$25,000

REASON FUNDS ARE AVAILABLE:

Expenditures are less than anticipated and it is estimated that Members will not avail of the maximum allowable funds.

<p>VERIFIED BY:</p> <p><u>Wanda Lee Mercer</u> Chief Financial Officer</p> <p>Date: <u>Sept. 20/18</u></p>	<p>APPROVED BY:</p> <p><u>CM2018-034 Refers</u> House of Assembly Management Commission</p> <p>Date: <u>Sept. 27/18</u></p>
---	--

LEGISLATURE

Budget Adjustment No.: HOABT2019-003

TRANSFER TO:

Accounting Distribution					Description	Amount
RC	ACAT	ACEL	LOBJ	DTC		
0202	110	0420	0232	000000	1.1.05.02 House Operations – Employee Benefits	\$1,000

FUNDS REQUIRED FOR:



To cover the cost of conference registration fees.

TRANSFER FROM:

Accounting Distribution					Description	Amount
RC	ACAT	ACEL	LOBJ	DTC		
0202	110	0420	0367	000000	1.1.05.02 House Operations – Transportation and Communications	\$1,000

REASON FUNDS ARE AVAILABLE:

Savings are available due to less than anticipated travel.

<p>APPROVED BY:  Chief Financial Officer Date: <u>Sept. 20/18</u></p>	<p>APPROVED BY:  Clerk of the House of Assembly Date: <u>2018-09-24</u></p>
---	---

LEGISLATURE

Budget Adjustment No.: HOABT2019-004

TRANSFER TO:

Accounting Distribution					Description	Amount
RC	ACAT	ACEL	LOBJ	DTC		
0203	110	04B0	0710	000000	1.1.07.02 Official Opposition Caucus – Property Furnishings and Equipment	\$300

FUNDS REQUIRED FOR:



To cover the cost of office furnishings and equipment.

TRANSFER FROM:

Accounting Distribution					Description	Amount
RC	ACAT	ACEL	LOBJ	DTC		
0203	110	04B0	0367	000000	1.1.07.02 Official Opposition Caucus – Transportation and Communications	\$300

REASON FUNDS ARE AVAILABLE:

Savings are available due to less than anticipated travel.

<p>APPROVED BY:  Chief Financial Officer Date: <u>Sept. 27, 2018</u></p>	<p>APPROVED BY:  Clerk of the House of Assembly Date: <u>2018-09-28</u></p>
--	---

LEGISLATURE

Budget Adjustment No.: HOABT2019-005

TRANSFER TO:

Accounting Distribution					Description	Amount
RC	ACAT	ACEL	LOBJ	DTC		
0203	100	04B0	0120	000000	1.1.07.01 Official Opposition Caucus - Salaries	\$12,200

FUNDS REQUIRED FOR:



An increase in variable funding due to an increase of one Member to the Official Opposition Caucus.

TRANSFER FROM:

Accounting Distribution					Description	Amount
RC	ACAT	ACEL	LOBJ	DTC		
0206	100	0410	0120	000000	1.1.04.01 Members' Resources – Salaries	\$12,200

REASON FUNDS ARE AVAILABLE:

Expenditures for Secretarial Pool, Constituency Assistants and Replacement Constituency Assistants are less than anticipated.

<p>APPROVED BY:  _____ Chief Financial Officer</p> <p>Date: <u>Oct. 11/18</u></p>	<p>APPROVED BY:  _____ Clerk of the House of Assembly</p> <p>Date: <u>2018-10-15</u></p>
---	--

LEGISLATURE

Budget Adjustment No.: HOABT2019-006

TRANSFER TO:

Accounting Distribution					Description	Amount
RC	ACAT	ACEL	LOBJ	DTC		
0206	130	0410	1061	000000	1.1.04.10 Members' Resources – Grants and Subsidies	\$2,700

FUNDS REQUIRED FOR:



Additional funds are required to provide operational funding for Independent Members.

TRANSFER FROM:

Accounting Distribution					Description	Amount
RC	ACAT	ACEL	LOBJ	DTC		
0206	130	0410	0910	000000	1.1.04.09 Members' Resources – Allowances and Assistance	\$2,700

REASON FUNDS ARE AVAILABLE:

Expenditures are less than anticipated and it is estimated that Members will not avail of the maximum allowable funds.

<p>VERIFIED BY:  Chief Financial Officer Date: <u>Oct. 25/18</u></p>	<p>APPROVED BY:  House of Assembly Management Commission Date: <u>November 14, 2018</u></p>
--	--

LEGISLATURE

Budget Adjustment No.: HOABT2019-007

TRANSFER TO:

Accounting Distribution					Description	Amount
RC	ACAT	ACEL	LOBJ	DTC		
0207	110	0430	0232	000000	1.1.03.02 Hansard and The Broadcast Centre – Employee Benefits	\$100

FUNDS REQUIRED FOR:



To cover the cost of conference registration fees.

TRANSFER FROM:

Accounting Distribution					Description	Amount
RC	ACAT	ACEL	LOBJ	DTC		
0207	110	0430	0367	000000	1.1.03.02 Hansard and The Broadcast Centre – Transportation and Communications	\$100

REASON FUNDS ARE AVAILABLE:

Savings are available due to less than anticipated travel.

<p>APPROVED BY:  _____ Chief Financial Officer Date: <u>Oct. 25/18</u></p>	<p>APPROVED BY:  _____ Clerk of the House of Assembly Date: <u>2018-10-26</u></p>
--	---

LEGISLATURE

Budget Adjustment No.: HOABT2019-008

TRANSFER TO:

Accounting Distribution					Description	Amount
RC	ACAT	ACEL	LOBJ	DTC		
0205	110	04C0	0611	000000	1.1.08.02 Third Party Caucus – Purchased Services	\$1,100

FUNDS REQUIRED FOR:



To cover the cost of Purchased Services.

TRANSFER FROM:

Accounting Distribution					Description	Amount
RC	ACAT	ACEL	LOBJ	DTC		
0205	110	04C0	0367	000000	1.1.08.02 Third Party Caucus – Transportation and Communications	\$1,100

REASON FUNDS ARE AVAILABLE:

Savings are available due to less than anticipated travel.

<p>APPROVED BY:  Chief Financial Officer Date: <u>Nov. 6/18</u></p>	<p>APPROVED BY:  Clerk of the House of Assembly Date: <u>2018-11-07</u></p>
--	--

LEGISLATURE

Budget Adjustment No.: HOABT2019-009

TRANSFER TO:

Accounting Distribution					Description	Amount
RC	ACAT	ACEL	LOBJ	DTC		
0203	110	04B0	0710	000000	1.1.07.02 Official Opposition Caucus – Property, Furnishings and Equipment	\$800.00

FUNDS REQUIRED FOR:



To cover the cost of office furnishings and equipment.

TRANSFER FROM:

Accounting Distribution					Description	Amount
RC	ACAT	ACEL	LOBJ	DTC		
0203	110	04B0	0410	000000	1.1.07.02 Official Opposition Caucus – Supplies	\$800.00

REASON FUNDS ARE AVAILABLE:

Savings are available due to less than anticipated Supplies requirements.

<p>APPROVED BY:  Chief Financial Officer Date: <u>Nov. 21/18</u></p>	<p>APPROVED BY:  Clerk of the House of Assembly Date: <u>2018-11-22</u></p>
---	--

LEGISLATURE

Budget Adjustment No.: HOABT2019-010

TRANSFER TO:

Accounting Distribution					Description	Amount
RC	ACAT	ACEL	LOBJ	DTC		
0249	110	0450	0710	000000	6.1.01.02 Office of the Information and Privacy Commissioner – Property, Furnishings & Equipment	\$600.00

FUNDS REQUIRED FOR:




To cover cost of furniture and equipment.

TRANSFER FROM:

Accounting Distribution					Description	Amount
RC	ACAT	ACEL	LOBJ	DTC		
0249	110	0450	0367	000000	6.1.01.02 Office of the Information and Privacy Commissioner – Transportation and Communications	\$600.00

REASON FUNDS ARE AVAILABLE:

Travel is less than anticipated.

VERIFIED BY:  Chief Financial Officer Date: <u>Nov. 21/18</u>	APPROVED BY:  Clerk of the House of Assembly Date: <u>2018-11-22</u>	APPROVED BY:  Statutory Officer Date: <u>2018-11-22</u>
---	---	--

LEGISLATURE

Budget Adjustment No.: HOABT2019-011

TRANSFER TO:

Accounting Distribution					Description	Amount
RC	ACAT	ACEL	LOBJ	DTC		
0211	120	0600	0513	000000	3.1.01.02 Office of the Chief Electoral Officer – Professional Services	\$45,000

FUNDS REQUIRED FOR:




To cover the cost of Members' Code of Conduct Reviews.

TRANSFER FROM:

Accounting Distribution					Description	Amount
RC	ACAT	ACEL	LOBJ	DTC		
0206	100	0410	0130	000000	1.1.04.01 Members' Resources – Salaries	\$45,000

REASON FUNDS ARE AVAILABLE:

Expenditures for Secretarial Pool, Constituency Assistants and Replacement Constituency Assistants are less than anticipated.

<p>VERIFIED BY:  Chief Financial Officer Date: <u>Nov. 22/18</u></p>	<p>APPROVED BY:  Clerk of the House of Assembly Date: <u>2018-11-22</u></p>	<p>APPROVED BY:  Statutory Officer Date: <u>Nov 22, 2018</u></p>
--	--	---

LEGISLATURE

Budget Adjustment No.: HOABT2019-012

TRANSFER TO:

Accounting Distribution					Description	Amount
RC	ACAT	ACEL	LOBJ	DTC		
0206	110	0410	0367	000000	1.1.04.02 Members' Resources – Travel	\$30,000

FUNDS REQUIRED FOR:


Additional funds are required for Members' travel to attend training.

TRANSFER FROM:

Accounting Distribution					Description	Amount
RC	ACAT	ACEL	LOBJ	DTC		
0206	130	0410	0910	000000	1.1.04.09 Members' Resources – Allowances and Assistance	\$30,000

REASON FUNDS ARE AVAILABLE:

Expenditures are less than anticipated and it is estimated that Members will not avail of the maximum allowable funds.

VERIFIED BY:  Chief Financial Officer Date: <u>Dec. 19/18</u>	APPROVED BY: <u>CM2018-049 Refers</u> House of Assembly Management Commission Date: <u>Dec. 27/18</u>
---	---

LEGISLATURE

Budget Adjustment No.: HOABT2019-013

TRANSFER TO:

Accounting Distribution					Description	Amount
RC	ACAT	ACEL	LOBJ	DTC		
0206	120	0410	0515	000000	1.1.04.02 Members' Resources – Training	\$46,800

FUNDS REQUIRED FOR:


Additional funds are required for Members' training as approved by Resolution of the House on December 4, 2018.

TRANSFER FROM:

Accounting Distribution					Description	Amount
RC	ACAT	ACEL	LOBJ	DTC		
0206	130	0410	0910	000000	1.1.04.09 Members' Resources – Allowances and Assistance	\$46,800

REASON FUNDS ARE AVAILABLE:

Expenditures are less than anticipated and it is estimated that Members will not avail of the maximum allowable funds.

<p>VERIFIED BY:  Chief Financial Officer Date: <u>Dec. 19/18</u></p>	<p>APPROVED BY: <u>CM2018-049 Refers</u> House of Assembly Management Commission Date: <u>Dec. 27/18</u></p>
---	---

LEGISLATURE

Budget Adjustment No.: HOABT2019-014

TRANSFER TO:

Accounting Distribution					Description	Amount
RC	ACAT	ACEL	LOBJ	DTC		
0247	110	0560	0710	000000	7.1.01.02 Office of the Seniors Advocate – Property Furnishings and Equipment	\$600.00

FUNDS REQUIRED FOR:

To cover the cost of Property, Furnishings and Equipment.

TRANSFER FROM:

Accounting Distribution					Description	Amount
RC	ACAT	ACEL	LOBJ	DTC		
0247	110	0560	0367	000000	7.1.01.02 Office of the Seniors Advocate – Transportation and Communications	\$600.00

REASON FUNDS ARE AVAILABLE:

Expenditures for Transportation and communications are less than anticipated.

<p>VERIFIED BY: <i>Wanda Lee Myers</i> Chief Financial Officer Date: <u>Dec. 20/18</u></p>	<p>APPROVED BY: <i>Antony Davis</i> Clerk of the House of Assembly Date: <u>2018-12-20</u></p>	<p>APPROVED BY: <i>Paula Brake</i> Statutory Officer Date: <u>Dec 20, 2018.</u></p>
--	--	---

LEGISLATURE

Budget Adjustment No.: HOABT2019-015

TRANSFER TO:

Accounting Distribution					Description	Amount
RC	ACAT	ACEL	LOBJ	DTC		
0205	110	04C0	0611	000000	1.1.08.02 Third Party Caucus – Purchased Services	\$300.00

FUNDS REQUIRED FOR:

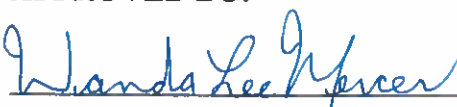

To cover the cost of Purchased Services.


TRANSFER FROM:

Accounting Distribution					Description	Amount
RC	ACAT	ACEL	LOBJ	DTC		
0205	110	04C0	0367	000000	1.1.08.02 Third Party Caucus – Transportation and Communications	\$300.00

REASON FUNDS ARE AVAILABLE:

Savings are available due to less than anticipated travel.

<p>APPROVED BY:  Chief Financial Officer Date: <u>January 9, 2019</u></p>	<p>APPROVED BY:  Clerk of the House of Assembly Date: <u>2019-01-10</u></p>
--	--



LEGISLATURE

Budget Adjustment No.: HOABT2019-016

TRANSFER TO:

Accounting Distribution					Description	Amount
RC	ACAT	ACEL	LOBJ	DTC		
0249	110	0450	0710	000000	6.1.01.02 Office of the Information and Privacy Commissioner – Property, Furnishings and Equipment	\$3,300.00

FUNDS REQUIRED FOR:




To cover the cost of furniture and equipment.

TRANSFER FROM:

Accounting Distribution					Description	Amount
RC	ACAT	ACEL	LOBJ	DTC		
0249	120	0450	0510	000000	6.1.01.02 Office of the Information and Privacy Commissioner – Professional Services	\$3,300.00

REASON FUNDS ARE AVAILABLE:

Legal fees are less than anticipated.

<p>VERIFIED BY:  Chief Financial Officer Date: <u>Jan. 21/19</u></p>	<p>APPROVED BY:  Clerk of the House of Assembly Date: <u>2019-01-22</u></p>	<p>APPROVED BY:  Statutory Officer Date: <u>2019-01-23</u></p>
---	---	--

LEGISLATURE

Budget Adjustment No.: HOABT2019-017

TRANSFER TO:

Accounting Distribution					Description	Amount
RC	ACAT	ACEL	LOBJ	DTC		
0206	120	0410	0513	000000	1.1.04.02 Members' Resources – Professional Services	\$56,000

FUNDS REQUIRED FOR:


Additional funds are required for reimbursement of legal expenses.

TRANSFER FROM:

Accounting Distribution					Description	Amount
RC	ACAT	ACEL	LOBJ	DTC		
0206	130	0410	0910	000000	1.1.04.09 Members' Resources – Allowances and Assistance	\$56,000

REASON FUNDS ARE AVAILABLE:

Expenditures are less than anticipated and it is estimated that Members will not avail of the maximum allowable funds.

VERIFIED BY:  Chief Financial Officer Date: <u>January 25, 2019</u>	APPROVED BY: <u>CM2019-002 Refers</u> House of Assembly Management Commission Date: <u>January 29, 2019</u>
---	---

LEGISLATURE

Budget Adjustment No.: HOABT2019-018

TRANSFER TO:

Accounting Distribution					Description	Amount
RC	ACAT	ACEL	LOBJ	DTC		
0208	110	0430	0710	000000	1.1.03.02 Hansard and the Broadcast Centre – Property, Furnishings & Equipment	\$18,000.00

FUNDS REQUIRED FOR:



To cover the cost of closed captioning equipment.

TRANSFER FROM:

Accounting Distribution					Description	Amount
RC	ACAT	ACEL	LOBJ	DTC		
0201	110	0400	0710	000000	1.1.01.02 Administrative Support – Property, Furnishings & Equipment	\$18,000.00

REASON FUNDS ARE AVAILABLE:

As the Property, Furnishings and Equipment block is budgeted for the entire HOA Service, Caucus Operations and five Statutory Offices, funds are available to transfer to Hansard and the Broadcast Centre to cover costs associated with closed captioning.

<p>APPROVED BY:</p> <p> _____ Chief Financial Officer</p> <p>Date: <u>Feb. 19, 2019</u></p>	<p>APPROVED BY:</p> <p> _____ Clerk of the House of Assembly</p> <p>Date: <u>2019-02-19</u></p>
--	--

LEGISLATURE

Budget Adjustment No.: HOABT2019-019

TRANSFER TO:

Accounting Distribution					Description	Amount
RC	ACAT	ACEL	LOBJ	DTC		
0203	100	04B0	0130	000000	1.1.07.01 Official Opposition Caucus - Salaries	\$28,800

FUNDS REQUIRED FOR:

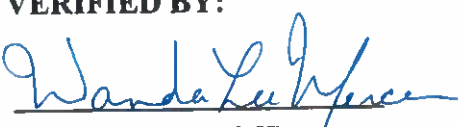

Unbudgeted payments for paid leave and severance.

TRANSFER FROM:

Accounting Distribution					Description	Amount
RC	ACAT	ACEL	LOBJ	DTC		
0201	100	0400	0110	000000	1.1.01.01 Administrative Support - Salaries	\$28,800

REASON FUNDS ARE AVAILABLE:

Salaries are less than anticipated due to temporary vacancies and hirings on a lower level.

<p>VERIFIED BY:  Chief Financial Officer Date: <u>March 7/19</u></p>	<p>APPROVED BY:  Clerk of the House of Assembly Date: <u>2019-03-07</u></p>
---	--

LEGISLATURE

Budget Adjustment No.: HOABT2019- 020

TRANSFER TO:

Accounting Distribution					Description	Amount
RC	ACAT	ACEL	LOBJ	DTC		
0211	100	0600	0120	000000	3.1.01.01 Office of the Chief Electoral Officer – Salaries	\$17,700

FUNDS REQUIRED FOR:

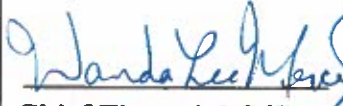


Unbudgeted payments for salary costs due to two unbudgeted By- Elections.

TRANSFER FROM:

Accounting Distribution					Description	Amount
RC	ACAT	ACEL	LOBJ	DTC		
0201	100	0400	0110	000000	1.1.01.01 Administrative Support- Salaries	\$17,700

REASON FUNDS ARE AVAILABLE:

Salaries are less than anticipated due to temporary vacancies and hirings on a lower level.

VERIFIED BY:  Chief Financial Officer Date: <u>March 8/19</u>	APPROVED BY:  Clerk of the House of Assembly Date: <u>2019-03-08</u>	APPROVED BY:  Statutory Officer Date: <u>March 8, 2019.</u>
---	---	---

LEGISLATURE

Budget Adjustment No.: HOABT2019-021

TRANSFER TO:

Accounting Distribution					Description	Amount
RC	ACAT	ACEL	LOBJ	DTC		
0211	130	0600	1061	000000	3.1.01.10 Office of the Chief Electoral Officer – Grants and Subsidies	\$17,400

FUNDS REQUIRED FOR:


Windsor Lake By-Election subsidy payments.

TRANSFER FROM:

Accounting Distribution					Description	Amount
RC	ACAT	ACEL	LOBJ	DTC		
0206	130	0410	0910	000000	1.1.04.09 Members' Resources – Allowances and Assistance	\$17,400

REASON FUNDS ARE AVAILABLE:

Expenditures for Allowances and Assistance may be less than anticipated as it is estimated that Members will not avail of maximum allowable funds.

VERIFIED BY:  Chief Financial Officer Date: <u>March 14/19</u>	APPROVED BY: <u>CM2019-009 Refers</u> House of Assembly Management Commission Date: <u>March 22, 2019</u>
--	---

LEGISLATURE

Budget Adjustment No.: HOABT2019-022

TRANSFER TO:

Accounting Distribution					Description	Amount
RC	ACAT	ACEL	LOBJ	DTC		
0208	110	0430	0710	000000	1.1.03.02 Hansard and the Broadcast Centre – Property, Furnishings & Equipment	\$8,500.00

FUNDS REQUIRED FOR:



To cover the cost of equipment required by the Broadcast Centre for replacement, set-up of Committee Room and Closed Captioning.

TRANSFER FROM:

Accounting Distribution					Description	Amount
RC	ACAT	ACEL	LOBJ	DTC		
0201	110	0400	0710	000000	1.1.01.02 Administrative Support – Property, Furnishings & Equipment	\$8,500.00

REASON FUNDS ARE AVAILABLE:

As the Property, Furnishings and Equipment block is budgeted for the entire HOA Service, Caucus Operations and five Statutory Offices, funds are available to transfer to Hansard and the Broadcast Centre to cover cost of equipment requirements.

<p>APPROVED BY:  _____ Chief Financial Officer Date: <u>March 13/19</u></p>	<p>APPROVED BY:  _____ Clerk of the House of Assembly Date: <u>2019-03-13</u></p>
---	---

LEGISLATURE

Budget Adjustment No.: HOABT2019-023

TRANSFER TO:

Accounting Distribution					Description	Amount
RC	ACAT	ACEL	LOBJ	DTC		
0211	110	0600	0410	000000	3.1.01.02 Office of the Chief Electoral Officer – Supplies	\$18,200
0211	120	0600	0510	000000	3.1.01.02 Office of the Chief Electoral Officer – Professional Services	\$5,100
0211	110	0600	0611	000000	3.1.01.02 Office of the Chief Electoral Officer – Purchased Services	\$6,200

FUNDS REQUIRED FOR:

Supplies: Funds required for General Election 18/19 readiness.

Professional Services: Funds required to cover the cost of legal fees and Members' Code of Conduct Reviews.




Purchased Services: Funds required to cover the cost of unanticipated By-Election expenses.

TRANSFER FROM:

Accounting Distribution					Description	Amount
RC	ACAT	ACEL	LOBJ	DTC		
0201	100	0400	0110	000000	1.1.01.01 Administrative Support- Salaries	\$29,500

REASON FUNDS ARE AVAILABLE:

Salaries are less than anticipated due to temporary vacancies and hirings on a lower level.

<p>VERIFIED BY:  Chief Financial Officer Date: <u>March 13/19</u></p>	<p>APPROVED BY:  Clerk of the House of Assembly Date: <u>2019-03-13</u></p>	<p>APPROVED BY:  Statutory Officer Date: <u>March 14, 2019</u></p>
---	--	--

LEGISLATURE

Budget Adjustment No.: HOABT2019-024

TRANSFER TO:

Accounting Distribution					Description	Amount
RC	ACAT	ACEL	LOBJ	DTC		
0203	100	04B0	0130	000000	1.1.07.01 Official Opposition Caucus - Salaries	\$4,300

FUNDS REQUIRED FOR:



Remuneration for balance of pay period #6 due to unbudgeted cost of severance and paid leave payouts.

TRANSFER FROM:

Accounting Distribution					Description	Amount
RC	ACAT	ACEL	LOBJ	DTC		
0201	100	0400	0110	000000	1.1.01.01 Administrative Support - Salaries	\$4,300

REASON FUNDS ARE AVAILABLE:

Salaries are less than anticipated due to temporary vacancies and hirings on a lower level.

VERIFIED BY:  Chief Financial Officer Date: <u>March 13/19</u>	APPROVED BY:  Clerk of the House of Assembly Date: <u>2019-03-13</u>
--	---

LEGISLATURE

Budget Adjustment No.: HOABT2019-025

TRANSFER TO:

Accounting Distribution					Description	Amount
RC	ACAT	ACEL	LOBJ	DTC		
0211	110	0600	0367	000000	3.1.01.02 Office of the Chief Electoral Officer – Transportation and Communications	\$3,300
0211	110	0600	0410	000000	3.1.01.02 Office of the Chief Electoral Officer – Supplies	\$6,200
0211	110	0600	0611	000000	3.1.01.02 Office of the Chief Electoral Officer – Purchased Services	\$11,200

FUNDS REQUIRED FOR:

Transportation and Communications: Funds required to cover the cost of unanticipated By-Election expenses.

Supplies: Funds required for General Election 18/19 readiness.




Purchased Services: Funds required to cover the cost of unanticipated By-Election expenses.

TRANSFER FROM:

Accounting Distribution					Description	Amount
RC	ACAT	ACEL	LOBJ	DTC		
0201	100	0400	0110	000000	1.1.01.01 Administrative Support- Salaries	\$20,700

REASON FUNDS ARE AVAILABLE:

Salaries are less than anticipated due to temporary vacancies and hirings on a lower level.

<p>VERIFIED BY:  Chief Financial Officer Date: <u>03/26/19</u></p>	<p>APPROVED BY:  Clerk of the House of Assembly S.10 of HOAIAA Date: <u>March 26/19</u></p>	<p>APPROVED BY:  Statutory Officer Date: <u>March 26, 2019</u></p>
--	---	--

LEGISLATURE

Budget Adjustment No.: HOABT2019-026

TRANSFER TO:

Accounting Distribution					Description	Amount
RC	ACAT	ACEL	LOBJ	DTC		
0205	110	04C0	0611	000000	1.1.08.02 Third Party Caucus – Purchased Services	\$300.00

FUNDS REQUIRED FOR:



To cover the cost of Metering, Media Monitoring and other Purchased Services.

TRANSFER FROM:

Accounting Distribution					Description	Amount
RC	ACAT	ACEL	LOBJ	DTC		
0205	110	04C0	0367	000000	1.1.08.02 Third Party Caucus – Transportation and Communications	\$300.00

REASON FUNDS ARE AVAILABLE:

Savings are available due to less than anticipated travel.

<p>APPROVED BY:  Chief Financial Officer Date: <u>April 5, 2019</u></p>	<p>APPROVED BY:  Clerk of the House of Assembly Date: <u>2019-04-08</u></p>
--	--

LEGISLATURE

Budget Adjustment No.: HOABT2019-027

TRANSFER TO:

Accounting Distribution					Description	Amount
RC	ACAT	ACEL	LOBJ	DTC		
0203	110	04B0	0710	000000	1.1.07.02 Official Opposition Caucus – Property, Furnishings and Equipment	\$500.00

FUNDS REQUIRED FOR:



To cover the cost of office furnishings and equipment.

TRANSFER FROM:

Accounting Distribution					Description	Amount
RC	ACAT	ACEL	LOBJ	DTC		
0203	110	04B0	0410	000000	1.1.07.02 Official Opposition Caucus – Supplies	\$500.00

REASON FUNDS ARE AVAILABLE:

Savings are available due to less than anticipated office supplies requirements.

<p>APPROVED BY:  Chief Financial Officer Date: <u>April 18/19</u></p>	<p>APPROVED BY:  Clerk of the House of Assembly Date: <u>2019-04-23</u></p>
---	---

LEGISLATURE

Budget Adjustment No.: HOABT2019-028

TRANSFER TO:

Accounting Distribution					Description	Amount
RC	ACAT	ACEL	LOBJ	DTC		
0249	110	0450	0710	000000	6.1.01.02 Office of the Information and Privacy Commissioner – Property, Furnishings & Equipment	\$100.00

FUNDS REQUIRED FOR:




To cover cost of furniture and equipment.

TRANSFER FROM:

Accounting Distribution					Description	Amount
RC	ACAT	ACEL	LOBJ	DTC		
0249	110	0450	0367	000000	6.1.01.02 Office of the Information and Privacy Commissioner – Transportation and Communications	\$100.00

REASON FUNDS ARE AVAILABLE:

Travel is less than anticipated.

<p>VERIFIED BY:  Chief Financial Officer Date: <u>April 24/19</u></p>	<p>APPROVED BY:  Clerk of the House of Assembly Date: <u>2019-04-24</u></p>	<p>APPROVED BY:  Statutory Officer Date: <u>April 25, 2019</u></p>
---	--	---

LEGISLATURE

Budget Adjustment No.: HOABT2019-029

TRANSFER TO:

Accounting Distribution					Description	Amount
RC	ACAT	ACEL	LOBJ	DTC		
0207	110	0430	0410	000000	1.1.03.02 Hansard and Broadcast – Supplies	\$700.00

FUNDS REQUIRED FOR:



To cover the cost of office supplies.

TRANSFER FROM:

Accounting Distribution					Description	Amount
RC	ACAT	ACEL	LOBJ	DTC		
0207	110	0430	0367	000000	1.1.03.02 Hansard and Broadcast – Transportation & Communications	\$200.00
0208	110	0430	0367	000000	1.1.03.02 Hansard and Broadcast – Transportation & Communications	\$500.00

REASON FUNDS ARE AVAILABLE:

Expenditures for travel are less than anticipated.

<p>APPROVED BY:  Chief Financial Officer Date: <u>April 25/19</u></p>	<p>APPROVED BY:  Clerk of the House of Assembly Date: <u>2019-04-25</u></p>
--	--

LEGISLATURE

Budget Adjustment No.: HOABT2019-030

TRANSFER TO:

Accounting Distribution					Description	Amount
RC	ACAT	ACEL	LOBJ	DTC		
0247	110	0560	0710	000000	7.1.01.02 Office of the Seniors' Advocate – Property, Furnishings and Equipment	\$1,800.00

FUNDS REQUIRED FOR:

To cover the cost of furniture and equipment.

TRANSFER FROM:

Accounting Distribution					Description	Amount
RC	ACAT	ACEL	LOBJ	DTC		
0247	110	0560	0367	000000	7.1.01.02 Office of the Seniors' Advocate – Transportation and Communications	\$1,800.00

REASON FUNDS ARE AVAILABLE:

Travel is less than anticipated.

<p>VERIFIED BY: <i>Wanda Lee Hines</i> Chief Financial Officer Date: <u>April 25/19</u></p>	<p>APPROVED BY: <i>Jandra Daines</i> Clerk of the House of Assembly Date: <u>2019-04-25</u></p>	<p>APPROVED BY: <i>Jay Brake</i> Statutory Officer Date: <u>Apr. 30/19</u></p>
---	---	--

LEGISLATURE

Budget Adjustment No.: HOABT2019-031

TRANSFER TO:

Accounting Distribution					Description	Amount
RC	ACAT	ACEL	LOBJ	DTC		
0211	120	0600	0513	000000	3.1.01.02 Office of the Chief Electoral Officer – Professional Services	\$2,800
0211	110	0600	0611	000000	3.1.01.02 Office of the Chief Electoral Officer – Purchased Services	\$9,100

FUNDS REQUIRED FOR:

Professional Services: Funds required for consulting services and legal fees.

Purchased Services: Funds required for General Election 18/19 readiness.

TRANSFER FROM:




Accounting Distribution					Description	Amount
RC	ACAT	ACEL	LOBJ	DTC		
0201	110	0400	0611	000000	1.1.01.02 Administrative Support- Purchased Services	\$2,600
0211	110	0600	0232	000000	3.1.01.02 Office of the Chief Electoral Officer – Employee Benefits	\$3,800
0211	110	0600	0710	000000	3.1.01.02 Office of the Chief Electoral Officer – Property, Furnishings and Equipment	\$5,500

REASON FUNDS ARE AVAILABLE:

Purchased Services: Expenditures for metering, training and other services were less than anticipated.

Employee Benefits: Expenditures for conference registration fees were less than anticipated.

Property, Furnishings and Equipment: Expenditures for equipment purchases were less than anticipated.

<p>VERIFIED BY:  Chief Financial Officer Date: <u>April 26/19</u></p>	<p>APPROVED BY:  Clerk of the House of Assembly Date: <u>2019-04-26</u></p>	<p>APPROVED BY:  Statutory Officer Date: <u>April 26, 2019</u></p>
--	--	--

LEGISLATURE

Budget Adjustment No.: HOABT2019-032

TRANSFER TO:

Accounting Distribution					Description	Amount
RC	ACAT	ACEL	LOBJ	DTC		
0209	110	0440	0232	000000	1.1.02.02 Legislative Library and Records Management – Employee Benefits	\$200

FUNDS REQUIRED FOR:



To cover the cost of conference registration fees.

TRANSFER FROM:

Accounting Distribution					Description	Amount
RC	ACAT	ACEL	LOBJ	DTC		
0209	110	0440	0367	000000	1.1.02.02 Legislative Library and Records Management – Transportation and Communications	\$200

REASON FUNDS ARE AVAILABLE:

Savings are available due to less than anticipated travel.

<p>APPROVED BY:  Chief Financial Officer Date: <u>April 26/19</u></p>	<p>APPROVED BY:  Clerk of the House of Assembly Date: <u>2019-04-26</u></p>
---	---

Budget Adjustment No.: AGBA00001-1819

STATUTORY OFFICE: OFFICE OF THE AUDITOR GENERAL

TRANSFER TO:

Accounting Distribution					Description	Amount
RC	ACAT	ACEL	LOBJ	DTC	ACCOUNT NAME	
0226	120	0530	0510	(X)(0000)	2.1.01.02 - Auditor General Operations - Professional Services	<u>\$165,000</u>

FUNDS REQUIRED FOR: To pay contracted staff to cover vacancies and for specialized audit needs

TRANSFER FROM:

Accounting Distribution					Description	Amount
RC	ACAT	ACEL	LOBJ	DTC	ACCOUNT NAME	
0226	100	0530	0110	000000	2.1.01.01 - Auditor General Operations - Salaries	<u>\$165,000</u>

REASON FUNDS ARE AVAILABLE: Several vacancies in staffing

OFFICE OF THE AUDITOR GENERAL

DEPUTY AUDITOR GENERAL	AUDITOR GENERAL
<i>Sandra Russell</i>	<i>Julia Mullahey</i>

AUTHORITY TO TRANSFER FUNDS (Section 4.1, House of Assembly Transfer of Funds Policy)

CLERK OF THE HOUSE OF ASSEMBLY: (Designate)
<i>Jessie Barnes</i>

**House of Assembly Management Commission
Briefing Note**

Title: Caucus Operational Funding Grants

Issue: Caucus Operational Funding Grant Reports for 2018-2019 Fiscal Year and End of General Assembly

Background:

- Section 7.0 of the Caucus Operational Funding Grants Policy requires each caucus, the Office of the Speaker, and any independent Members to submit to the Management Commission a report detailing expenditures on the use of this allocation within 90 days after the end of each fiscal year.
- In accordance with Section 7.0 of the Policy, reports detailing expenditures for the period of **1 April 2018 to 31 March 2019** have been received and are included at **Attachment 1**.
- Section 8.0 of the Policy also requires that a report detailing expenditures from the start of a fiscal year up to the dissolution of a general assembly must be submitted upon dissolution.
- In accordance with Section 8.0, reports detailing expenditures for the period from **1 April 2019 to 17 April 2019** (dissolution of the 48th General Assembly) have been received and are included at **Attachment 2**.

Analysis:

Legal Consultation:

Not applicable

Internal Consultation(s):

Not applicable

External Consultation(s):

Not applicable

Comparison to Government Policy:

Not applicable

Financial Impact:

Not applicable

Legislative Impact:

Not applicable

Options:

- Not applicable

Status:

- All reports have been received and are attached.

Action Required:

- For reporting purposes only.

Prepared by: Bobbi Russell
Date: July 9, 2019

Approved by: Sandra Barnes

Attachments:

1. Caucus Operational Funding Grant Reports – 1 April 2019 – 31 March 2019
2. Caucus Operational Funding Grant Reports – 1 April 2019 to 17 April 2019 (Dissolution of General Assembly)

Speakers Office
Summary of Expenditures
 For the Period April 1, 2018 to March 31, 2019

Caucus Office and Staff		
Transportation and Communications		
	Travel, meals and accommodations associated with hearings, caucus, and other meetings	
	Travel, meals and accommodations associated with luncheons such as Board of Trade, Combined Councils of Labrador conference, and similar functions	
	Travel, meals and accommodations associated with training and development	
	Taxis, couriers and other delivery charges	
	Sub-Total	\$ 0 -
Supplies		
	Newspapers, other subscriptions, resource materials	
	Gifts for visiting delegations or individuals, to a maximum of \$200 per gift	47.44
	Flowers or similar tokens of respect on behalf of a caucus for funerals or serious illnesses of Members, former Members or political staff	
	Meals and food services for meetings and guests, or for staff outside normal working hours	676.44
	Office supplies and operational expenses	
	Sub-Total	\$ 723.88
Purchased Services		
	Registration or other fees associated with luncheons such as Board of Trade and similar functions	\$ -
	Processing fees for Access to Information requests	\$ -
	Media transcripts	\$ -
	Training and development registration fees	\$ -
	Standard banking charges	48.00
	Advertising, of a non-partisan nature, on behalf of the caucus	\$ -
	Sub-Total	\$ 48.00

XX Caucus
 Summary of Expenditures
 For the Period April 1, 2018 to March 31, 2019

Members and Constituency Assistants - Caucus Meetings

Transportation and Communications		
	Travel, meals and accommodations	\$ -
Supplies		
	Office supplies, food services, water, other	
Purchased Services		
	Room rentals, advertising, printing, other	
	Sub-Total	\$ 0 -

Other (provide details)		
	Meals and food services for staff during working hours; including socials (Christmas event for staff)	180.68
	Sub-Total	\$180.68

Total Expenditures for FY	\$952.56
----------------------------------	-----------------

Opening Balance for FY	903.89
Total Deposits for FY	1456.92
Total Expenditures for FY	952.56
Ending Balance for FY	1408.25

GOVERNMENT MEMBERS CAUCUS
Summary of Expenditures
For the Period April 1, 2018 to March 31, 2019

Caucus Office and Staff	
Transportation and Communications	
Travel, meals and accommodations associated with hearings, caucus, and other meetings	
Travel, meals and accommodations associated with luncheons such as Board of Trade, Combined Councils of Labrador conference, and similar functions	\$ 78.00
Travel, meals and accommodations associated with training and development	\$ 1,236.50
Taxis, couriers and other delivery charges	\$ 21.27
Sub-Total	\$ 1,335.77

Supplies	
Newspapers, other subscriptions, resource materials	
Gifts for visiting delegations or individuals, to a maximum of \$200 per gift	
Flowers or similar tokens of respect on behalf of a caucus for funerals or serious illnesses of Members, former Members or political staff	
Meals and food services for meetings and guests, or for staff outside normal working hours	
Office supplies and operational expenses	\$ 28,765.51
Sub-Total	\$ 28,765.51

Purchased Services	
Registration or other fees associated with luncheons such as Board of Trade and similar functions	\$ -
Processing fees for Access to Information requests	\$ -
Media transcripts	\$ 276.00
Training and development registration fees	\$ -
Standard banking charges	\$ 276.00
Advertising, of a non-partisan nature, on behalf of the caucus	\$ -
Sub-Total	\$ 552.00

Members and Constituency Assistants - Caucus Meetings	
Transportation and Communications	
Travel, meals and accommodations	\$ -
Supplies	
Office supplies, food services, water, other	\$ 21,563.53
Purchased Services	
Room rentals, advertising, printing, other	\$ 210.45
Sub-Total	\$ 21,773.98

Other (provide details)	
Insert details here	
Sub-Total	\$ -

Total Expenditures for FY	\$ 52,427.26
----------------------------------	---------------------

Opening Balance for FY	\$13,783.87
Total Deposits for FY	\$38,664.78
Total Expenditures for FY	\$52,427.26
Ending Balance for FY	\$21.39

**Official Opposition Office
Summary of Expenditures**

April 1, 18 - March 31, 19

Caucus Office and Staff	
--------------------------------	--

Transportation and Communications		
	Travel, meals and accommodations associated with hearings, caucus, and other meetings	\$ 8,776.96
	Travel, meals and accommodations associated with luncheons such as Board of Trade, Combined Councils of Labrador conference, and similar functions	\$ 291.09
	Travel, meals and accommodations associated with training and development	
	Taxis, couriers and other delivery charges	
	Sub-Total	\$ 9,068.05

Supplies		
	Newspapers, other subscriptions, resource materials	
	Gifts for visiting delegations or individuals, to a maximum of \$200 per gift	
	Flowers or similar tokens of respect on behalf of a caucus for funerals or serious illnesses of Members, former Members or political staff	\$ 326.70
	Meals and food services for meetings and guests, or for staff outside normal working hours	
	Office supplies and operational expenses	\$ 550.00
	Sub-Total	\$ 876.70

Purchased Services		
	Registration or other fees associated with luncheons such as Board of Trade and similar functions	\$ 130.00
	Processing fees for Access to Information requests	\$ -
	Media transcripts	\$ -
	Training and development registration fees	\$ -
	Standard banking charges	\$ 183.25
	Advertising, of a non-partisan nature, on behalf of the caucus	\$ -
	Sub-Total	\$ 313.25

**Official Opposition Office
Summary of Expenditures
April 1,18 - March 31,19**

Members and Constituency Assistants - Caucus Meetings

Transportation and Communications		
	Travel, meals and accommodations	\$ -
Supplies		
	Office supplies, food services, water, other	
Purchased Services		
	Room rentals, advertising, printing, other	
	Sub-Total	\$ -

Other (provide details)		
	Insert details here	
	Sub-Total	\$ -

Total Expenditures for FY

Opening Balance for FY	\$11,930.31
Total Deposits for FY	\$11,654.88
Total Expenditures for FY	\$10,258.00
Ending Balance for FY	\$13,327.19

**Third Party Caucus
Summary of Expenditures
For the Period April 1, 2018 to March 31, 2019**

Caucus Office and Staff		
Transportation and Communications		
	Travel, meals and accommodations associated with hearings, caucus, and other meetings	\$ -
	Travel, meals and accommodations associated with luncheons such as Board of Trade, Combined Councils of Labrador conference, and similar functions	\$ 250.00
	Travel, meals and accommodations associated with training and development	\$ -
	Taxis, couriers and other delivery charges	\$ -
	Sub-Total	\$ 250.00

Supplies		
	Newspapers, other subscriptions, resource materials	\$ 454.33
	Gifts for visiting delegations or individuals, to a maximum of \$200 per gift	\$ -
	Flowers or similar tokens of respect on behalf of a caucus for funerals or serious illnesses of Members, former Members or political staff	\$ -
	Meals and food services for meetings and guests, or for staff outside normal working hours	\$ 946.54
	Office supplies and operational expenses	\$ 3,220.98
	Sub-Total	\$ 4,621.85

Purchased Services		
	Registration or other fees associated with luncheons such as Board of Trade and similar functions	\$ -
	Processing fees for Access to Information requests	\$ -
	Media transcripts	\$ -
	Training and development registration fees	\$ 392.91
	Standard banking charges	\$ -
	Rebate Standard banking charges	\$ -
	Sub-Total	\$ 392.91

Members and Constituency Assistants - Caucus Meetings

Transportation and Communications		
	Travel, meals and accommodations	\$ -
Supplies		
	Office supplies, food services, water, other	\$ -
Purchased Services		
	Room rentals, advertising, printing, other	\$ -
	Sub-Total	\$ -

Other		
	Insert details here	\$ -
	Sub-Total	\$ -

Total Expenditures for the FY \$ 5,264.76

Opening Balance for the FY \$ 15,838.68

Total Deposits for the FY \$ 11,654.88

Total Expenditures for the FY \$ 5,368.21

Ending Balance for the FY \$ 22,125.35

**Independent Office-Eddie Joyce
Summary of Expenditures
For the Period April 1, 2018 to March 31, 2019**

Caucus Office and Staff		
Transportation and Communications		
	Travel, meals and accommodations associated with hearings, caucus, and other meetings	
	Travel, meals and accommodations associated with luncheons such as Board of Trade, Combined Councils of Labrador conference, and similar functions	
	Travel, meals and accommodations associated with training and development	
	Taxis, couriers and other delivery charges	
	Sub-Total	\$ -

Supplies		
	Newspapers, other subscriptions, resource materials	
	Gifts for visiting delegations or individuals, to a maximum of \$200 per gift	
	Flowers or similar tokens of respect on behalf of a caucus for funerals or serious illnesses of Members, former Members or political staff	
	Meals and food services for meetings and guests, or for staff outside normal working hours	\$ 158.68
	Office supplies and operational expenses	\$ 138.07
	Sub-Total	\$ 296.75

Purchased Services		
	Registration or other fees associated with luncheons such as Board of Trade and similar functions	\$ -
	Processing fees for Access to Information requests	\$ -
	Media transcripts	\$ -
	Training and development registration fees	\$ -
	Standard banking charges	\$ 67.38
	Advertising, of a non-partisan nature, on behalf of the caucus	\$ -
	Sub-Total	\$ 67.38

**Indepentent Office-Eddie Joyce
Summary of Expenditures
For the Period April 1, 2018 to March 31, 2019**

Members and Constituency Assistants - Caucus Meetings	
--	--

Transportation and Communications	
	Travel, meals and accommodations
	\$ -
Supplies	
	Office supplies, food services, water, other
Purchased Services	
	Room rentals, advertising, printing, other
Sub-Total	
	\$ -

Other (provide details)	
	Insert details here
Sub-Total	
	\$ -

Total Expenditures for FY	\$ 364.13
----------------------------------	------------------

Opening Balance for FY	0
Total Deposits for FY	\$ 1,355.75
Total Expenditures for FY	\$ 364.13
Ending Balance for FY	\$ 991.62

Dale Kirby
Summary of Expenditures
For the Period July 1, 2018 to March 31, 2019

Caucus Office and Staff		
Transportation and Communications		
	Travel, meals and accommodations associated with hearings, caucus, and other meetings	
	Travel, meals and accommodations associated with luncheons such as Board of Trade, Combined Councils of Labrador conference, and similar functions	
	Travel, meals and accommodations associated with training and development	
	Taxis, couriers and other delivery charges	
	Sub-Total	\$ -
Supplies		
	Newspapers, other subscriptions, resource materials	
	Gifts for visiting delegations or individuals, to a maximum of \$200 per gift	
	Flowers or similar tokens of respect on behalf of a caucus for funerals or serious illnesses of Members, former Members or political staff	
	Meals and food services for meetings and guests, or for staff outside normal working hours	
	Office supplies and operational expenses	
	Sub-Total	\$ -
Purchased Services		
	Registration or other fees associated with luncheons such as Board of Trade and similar functions	\$ -
	Processing fees for Access to Information requests	\$ -
	Media transcripts	\$ -
	Training and development registration fees	\$ -
	Standard banking charges	
	Advertising, of a non-partisan nature, on behalf of the caucus	\$ -
	Sub-Total	\$ -

**Dale Kirby
Summary of Expenditures
For the Period July 1, 2018 to March 31, 2019**

Members and Constituency Assistants - Caucus Meetings	
--	--

Transportation and Communications		
	Travel, meals and accommodations	\$ -
Supplies		
	Office supplies, food services, water, other	\$ 1,310.04
Purchased Services		
	Room rentals, advertising, printing, other	
Sub-Total		\$ 1,310.04

Other (provide details)		
	Bank charges 9 months @ \$4.00	\$ 36.00
Sub-Total		\$ 36.00

Total Expenditures for FY	\$ 1,346.04
----------------------------------	--------------------

Opening Balance for FY	0
Total Deposits for FY	\$ 1,344.49
Total Expenditures for FY	\$ 1,346.04
Ending Balance for FY	\$ (1.55)

**Independent Member - Paul Lane
Summary of Expenditures
For the Period April 1, 2018 to March 31, 2019**

Caucus Office and Staff	
--------------------------------	--

Transportation and Communications	
	Travel, meals and accommodations associated with hearings, caucus, and other meetings
	Travel, meals and accommodations associated with luncheons such as Board of Trade, Combined Councils of Labrador conference, and similar functions
	Travel, meals and accommodations associated with training and development
	Taxis, couriers and other delivery charges
	Sub-Total
	\$ -

Supplies	
	Newspapers, other subscriptions, resource materials
	Gifts for visiting delegations or individuals, to a maximum of \$200 per gift
	Flowers or similar tokens of respect on behalf of a caucus for funerals or serious illnesses of Members, former Members or political staff
	Meals and food services for meetings and guests, or for staff outside normal working hours
	Office supplies and operational expenses
	Sub-Total
	\$ -

Purchased Services		
	Registration or other fees associated with luncheons such as Board of Trade and similar functions	\$ -
	Processing fees for Access to Information requests	\$ -
	Media transcripts	\$ -
	Training and development registration fees	\$ -
	Standard banking charges	\$ 72.00
	Advertising, of a non-partisan nature, on behalf of the caucus	\$ -
	Sub-Total	\$ 72.00

Independent Member - Paul Lane
 Summary of Expenditures
 For the Period April 1, 2018 to March 31, 2019

Members and Constituency Assistants - Caucus Meetings	
--	--

Transportation and Communications		
	Travel, meals and accommodations	\$ -
Supplies		
	Office supplies, food services, water, other	
Purchased Services		
	Room rentals, advertising, printing, other	
Sub-Total		\$ -

Other (provide details)		
	Insert details here	
Sub-Total		\$ -

Total Expenditures for FY	\$ 72.00
----------------------------------	-----------------

Opening Balance for FY	2,332.56
Total Deposits for FY	\$ 1,456.92
Total Expenditures for FY	\$ 72.00
Ending Balance for FY	\$ 3,717.48

Speaker's Office
Summary of Expenditures
 For the Period April 1, 2019 to April 17, 2019

Caucus Office and Staff		
Transportation and Communications		
	Travel, meals and accommodations associated with hearings, caucus, and other meetings	
	Travel, meals and accommodations associated with luncheons such as Board of Trade, Combined Councils of Labrador conference, and similar functions	
	Travel, meals and accommodations associated with training and development	
	Taxis, couriers and other delivery charges	
	Sub-Total	\$ 0 -
Supplies		
	Newspapers, other subscriptions, resource materials	
	Gifts for visiting delegations or individuals, to a maximum of \$200 per gift	
	Flowers or similar tokens of respect on behalf of a caucus for funerals or serious illnesses of Members, former Members or political staff	
	Meals and food services for meetings and guests, or for staff outside normal working hours	
	Office supplies and operational expenses	
	Sub-Total	\$ 0 -
Purchased Services		
	Registration or other fees associated with luncheons such as Board of Trade and similar functions	\$ -
	Processing fees for Access to Information requests	\$ -
	Media transcripts	\$ -
	Training and development registration fees	\$ -
	Standard banking charges	10.50
	Advertising, of a non-partisan nature, on behalf of the caucus	\$ -
	Sub-Total	\$ 10.50

Speaker's Office
Summary of Expenditures
 For the Period April 1, 2019 to *April 17, 2019*

Members and Constituency Assistants - Caucus Meetings	
--	--

Transportation and Communications		
	Travel, meals and accommodations	\$ -
Supplies		
	Office supplies, food services, water, other	
Purchased Services		
	Room rentals, advertising, printing, other	
Sub-Total		\$ 0 -

Other (provide details)		
	<i>Meals + food services for staff during work hours.</i>	
	<i>Food + items for staff social during work hours.</i>	<i>260.95</i>
Sub-Total		\$260.95

Total Expenditures for FY	\$ 271.45
----------------------------------	------------------

Opening Balance for FY	<i>1408.25</i>
Total Deposits for FY	<i>123.65</i>
Total Expenditures for FY	<i>271.45</i>
Ending Balance for FY	<i>1260.45</i>

GOVERNMENT MEMBERS CAUCUS
Summary of Expenditures
For the Period April 1, 2019 to April 17, 2019
DISSOLUTION OF 48th GENERAL ASSEMBLY

Caucus Office and Staff	
Transportation and Communications	
Travel, meals and accommodations associated with hearings, caucus, and other meetings	
Travel, meals and accommodations associated with luncheons such as Board of Trade, Combined Councils of Labrador conference, and similar functions	
Travel, meals and accommodations associated with training and development	
Taxis, couriers and other delivery charges	
Sub-Total	\$ -

Supplies	
Newspapers, other subscriptions, resource materials	
Gifts for visiting delegations or individuals, to a maximum of \$200 per gift	
Flowers or similar tokens of respect on behalf of a caucus for funerals or serious illnesses of Members, former Members or political staff	
Meals and food services for meetings and guests, or for staff outside normal working hours	
Office supplies and operational expenses	\$1,365.57
Sub-Total	\$ 1,365.57

Purchased Services	
Registration or other fees associated with luncheons such as Board of Trade and similar functions	\$ -
Processing fees for Access to Information requests	\$ -
Media transcripts	
Training and development registration fees	\$ -
Standard banking charges	\$46.00
Advertising, of a non-partisan nature, on behalf of the caucus	\$ -
Sub-Total	\$ 46.00

Members and Constituency Assistants - Caucus Meetings	
Transportation and Communications	
Travel, meals and accommodations	\$ -
Supplies	
Office supplies, food services, water, other	\$1,821.37
Purchased Services	
Room rentals, advertising, printing, other	
Sub-Total	\$ 1,821.37

Other (provide details)	
Insert details here	
Sub-Total	\$ -

Total Expenditures for FY	\$ 3,232.94
----------------------------------	--------------------

Opening Balance for FY	\$21.39
Total Deposits for FY	\$3,214.94
Total Expenditures for FY	\$3,232.94
Ending Balance for FY	\$3.39

**Official Opposition Office
Summary of Expenditures
April 1,19 - April 17,19**

Caucus Office and Staff	
--------------------------------	--

Transportation and Communications	
Travel, meals and accommodations associated with hearings, caucus, and other meetings	\$ 945.24
Travel, meals and accommodations associated with luncheons such as Board of Trade, Combined Councils of Labrador conference, and similar functions	
Travel, meals and accommodations associated with training and development	
Taxis, couriers and other delivery charges	
Sub-Total	\$ 945.24

Supplies	
Newspapers, other subscriptions, resource materials	
Gifts for visiting delegations or individuals, to a maximum of \$200 per gift	
Flowers or similar tokens of respect on behalf of a caucus for funerals or serious illnesses of Members, former Members or political staff	
Meals and food services for meetings and guests, or for staff outside normal working hours	
Office supplies and operational expenses	
Sub-Total	\$ -

Purchased Services	
Registration or other fees associated with luncheons such as Board of Trade and similar functions	
Processing fees for Access to Information requests	\$ -
Media transcripts	\$ -
Training and development registration fees	\$ -
Standard banking charges	\$ 18.75
Advertising, of a non-partisan nature, on behalf of the caucus	\$ -
Sub-Total	\$ 18.75

**Official Opposition Office
Summary of Expenditures
April 1,19 - April 17,19**

Members and Constituency Assistants - Caucus Meetings	
--	--

Transportation and Communications		
	Travel, meals and accommodations	\$ -
Supplies		
	Office supplies, food services, water, other	
Purchased Services		
	Room rentals, advertising, printing, other	
Sub-Total		\$ -

Other (provide details)		
	Insert details here	
Sub-Total		\$ -

Total Expenditures for FY

Opening Balance for FY	\$13,327.19
Total Deposits for FY	\$989.21
Total Expenditures for FY	\$963.99
Ending Balance for FY	\$13,352.41

**Third Party Caucus
Summary of Expenditures
For the Period April 1, 2019 to April 17, 2019**

Caucus Office and Staff		
Transportation and Communications		
	Travel, meals and accommodations associated with hearings, caucus, and other meetings	\$ -
	Travel, meals and accommodations associated with luncheons such as Board of Trade, Combined Councils of Labrador conference, and similar functions	\$ -
	Travel, meals and accommodations associated with training and development	\$ -
	Taxis, couriers and other delivery charges	\$ -
	Sub-Total	\$ -

Supplies		
	Newspapers, other subscriptions, resource materials	\$ -
	Gifts for visiting delegations or individuals, to a maximum of \$200 per gift	\$ -
	Flowers or similar tokens of respect on behalf of a caucus for funerals or serious illnesses of Members, former Members or political staff	\$ -
	Meals and food services for meetings and guests, or for staff outside normal working hours	\$ -
	Office supplies and operational expenses	\$ -
	Sub-Total	\$ -

Purchased Services		
	Registration or other fees associated with luncheons such as Board of Trade and similar functions	\$ -
	Processing fees for Access to Information requests	\$ -
	Media transcripts	\$ -
	Training and development registration fees	\$ -
	Standard banking charges	\$ -
	Rebate Standard banking charges	\$ -
	Sub-Total	\$ -

Members and Constituency Assistants - Caucus Meetings

Transportation and Communications		
	Travel, meals and accommodations	\$ -
Supplies		
	Office supplies, food services, water, other	\$ -
Purchased Services		
	Room rentals, advertising, printing, other	\$ -
	Sub-Total	\$ -

Other		
	Insert details here	\$ -
	Sub-Total	\$ -

Total Expenditures for the FY	\$ -
--------------------------------------	-------------

Opening Balance for the FY	\$ 22,125.35
-----------------------------------	---------------------

Total Deposits for the FY	\$ 989.21
----------------------------------	------------------

Total Expenditures for the FY	\$ -
--------------------------------------	-------------

Ending Balance for the FY	\$ 23,114.56
----------------------------------	---------------------

**Independent Office-Eddie Joyce
Summary of Expenditures
For the Period April 1, 2019 - April 17, 2019**

Caucus Office and Staff	
--------------------------------	--

Transportation and Communications	
	Travel, meals and accommodations associated with hearings, caucus, and other meetings
	Travel, meals and accommodations associated with luncheons such as Board of Trade, Combined Councils of Labrador conference, and similar functions
	Travel, meals and accommodations associated with training and development
	Taxis, couriers and other delivery charges
	Sub-Total
	\$ -

Supplies	
	Newspapers, other subscriptions, resource materials
	Gifts for visiting delegations or individuals, to a maximum of \$200 per gift
	Flowers or similar tokens of respect on behalf of a caucus for funerals or serious illnesses of Members, former Members or political staff
	Meals and food services for meetings and guests, or for staff outside normal working hours
	\$ -
	Office supplies and operational expenses
	\$ -
	Sub-Total
	\$ -

Purchased Services	
	Registration or other fees associated with luncheons such as Board of Trade and similar functions
	\$ -
	Processing fees for Access to Information requests
	\$ -
	Media transcripts
	\$ -
	Training and development registration fees
	\$ -
	Standard banking charges
	\$ -
	Advertising, of a non-partisan nature, on behalf of the caucus
	\$ -
	Sub-Total
	\$ -

**Independent Office-Eddie Joyce
Summary of Expenditures
For the Period April 1, 2019 - April 17, 2019**

Members and Constituency Assistants - Caucus Meetings	
--	--

Transportation and Communications		
	Travel, meals and accommodations	\$ -
Supplies		
	Office supplies, food services, water, other	
Purchased Services		
	Room rentals, advertising, printing, other	
Sub-Total		\$ -

Other (provide details)		
	Insert details here	
Sub-Total		\$ -

Total Expenditures for FY	\$ -
----------------------------------	-------------

Opening Balance for FY	991.62
Total Deposits for FY	\$ 123.65
Total Expenditures for FY	\$ -
Ending Balance for FY	\$ 1,115.27

Dale Kirby
Summary of Expenditures
For the Period April 1, 2019 to April 16, 2019

Caucus Office and Staff		
Transportation and Communications		
	Travel, meals and accommodations associated with hearings, caucus, and other meetings	
	Travel, meals and accommodations associated with luncheons such as Board of Trade, Combined Councils of Labrador conference, and similar functions	
	Travel, meals and accommodations associated with training and development	
	Taxis, couriers and other delivery charges	
	Sub-Total	\$ -
Supplies		
	Newspapers, other subscriptions, resource materials	
	Gifts for visiting delegations or individuals, to a maximum of \$200 per gift	
	Flowers or similar tokens of respect on behalf of a caucus for funerals or serious illnesses of Members, former Members or political staff	
	Meals and food services for meetings and guests, or for staff outside normal working hours	
	Office supplies and operational expenses	
	Sub-Total	\$ -
Purchased Services		
	Registration or other fees associated with luncheons such as Board of Trade and similar functions	\$ -
	Processing fees for Access to Information requests	\$ -
	Media transcripts	\$ -
	Training and development registration fees	\$ -
	Standard banking charges	
	Advertising, of a non-partisan nature, on behalf of the caucus	\$ -
	Sub-Total	\$ -

Dale Kirby
Summary of Expenditures
For the Period April 1, 2019 to April 16, 2019

Members and Constituency Assistants - Caucus Meetings		
Transportation and Communications		
	Travel, meals and accommodations	\$ -
Supplies		
	Office supplies, food services, water, other	\$ 120.00
Purchased Services		
	Room rentals, advertising, printing, other	
	Sub-Total	\$ 120.00
Other (provide details)		
	Bank charge	\$ 4.00
	Sub-Total	\$ 4.00
Total Expenditures for FY		\$ 124.00

Opening Balance for FY	-1.55
Total Deposits for FY	\$ 123.65
Total Expenditures for FY	\$ (124.00)
Ending Balance for FY	\$ (1.90)

Independent Member - Paul Lane
Summary of Expenditures
For the Period April 1, 2019 to April 17, 2019

Caucus Office and Staff		
Transportation and Communications		
	Travel, meals and accommodations associated with hearings, caucus, and other meetings	
	Travel, meals and accommodations associated with luncheons such as Board of Trade, Combined Councils of Labrador conference, and similar functions	
	Travel, meals and accommodations associated with training and development	
	Taxis, couriers and other delivery charges	
	Sub-Total	\$ -
Supplies		
	Newspapers, other subscriptions, resource materials	
	Gifts for visiting delegations or individuals, to a maximum of \$200 per gift	
	Flowers or similar tokens of respect on behalf of a caucus for funerals or serious illnesses of Members, former Members or political staff	
	Meals and food services for meetings and guests, or for staff outside normal working hours	
	Office supplies and operational expenses	
	Sub-Total	\$ -
Purchased Services		
	Registration or other fees associated with luncheons such as Board of Trade and similar functions	\$ -
	Processing fees for Access to Information requests	\$ -
	Media transcripts	\$ -
	Training and development registration fees	\$ -
	Standard banking charges	\$ 12.00
	Advertising, of a non-partisan nature, on behalf of the caucus	\$ -
	Sub-Total	\$ 12.00

Independent Member - Paul Lane
 Summary of Expenditures
 For the Period April 1, 2019 to April 17, 2019

Members and Constituency Assistants - Caucus Meetings	
--	--

Transportation and Communications		
	Travel, meals and accommodations	\$ -
Supplies		
	Office supplies, food services, water, other	
Purchased Services		
	Room rentals, advertising, printing, other	
Sub-Total		\$ -

Other (provide details)		
	Insert details here	
Sub-Total		\$ -

Total Expenditures for FY	\$ 12.00
----------------------------------	-----------------

Opening Balance for FY	3,717.48
Total Deposits for FY	\$ 123.65
Total Expenditures for FY	\$ 12.00
Ending Balance for FY	\$ 3,829.13

**House of Assembly Management Commission
Briefing Note**

Title: **Budget Transfer Request**

Issue: **Approval of a Transfer of Funds – Official Opposition Caucus**

Background:

- The House of Assembly Transfer of Funds Policy requires Management Commission approval to transfer funds to or from the Grants and Subsidies Main Object of expenditure. Section 4.2.1 of the Policy states:

“ House of Assembly Management Commission approval is required to transfer funds to or from the following Main Objects of Current Account Expenditure of an Activity:

- *Loans, Advances and Investments;*
- *Allowances and Assistance;*
- *Grants and Subsidies; and*
- *Debt Expenses.*

- Operational funding is provided to each caucus in accordance with **CM 2008-085** which states:

Each caucus shall be entitled to \$100 per month for each Member of that caucus, with a monthly minimum of \$800, to fund miscellaneous operational purchases. Beginning with the 2009-2010 fiscal years, this allocation shall be adjusted based on the provincial Consumer Price Index for the prior calendar year. Each caucus shall submit a report detailing expenditures on the use of this allocation to the Commission within 90 days after the end of each fiscal year.

- Adjustments to caucus operational funds are done in accordance with **CM 2011-010** which states:

Variable and operational caucus funding adjustments will continue in accordance with CM 2008-085 following by-elections, but adjustments will be effective immediately after each general election.

- Following the 2019 Provincial General Election (May 16, 2019) the Official Opposition Caucus increased to fifteen Members. A transfer of funds of \$9,100 is required to the Official Opposition Caucus – Grants and Subsidies to provide operational funding for the period of May 16, 2019 to March 31, 2020.

Analysis:

Legal Consultation:

Not applicable

Internal Consultation(s):

Not applicable

External Consultation(s):

Not applicable

Comparison to Government Policy:

Not applicable

Financial Impact:

Not applicable

Legislative Impact:

Not applicable

Options:

- Not applicable

Status:

- Not applicable

Action Required:

- The Commission's approval of the following transfer of funds is required:

From:

Subdivision 1.1.06.10 Government Members Caucus – Grants and Subsidies \$ 9,100

To:

Subdivision 1.1.07.10 Official Opposition Caucus – Grants and Subsidies Subdivision \$ 9,100

Drafted by: Wanda Strowbridge
Date: June 27, 2019

Approved by: Sandra Barnes

Attachments:

1. Budget Transfer No. HOABT2020-001

LEGISLATURE

Budget Adjustment No.: HOABT2020-001

TRANSFER TO:

Accounting Distribution					Description	Amount
RC	ACAT	ACEL	LOBJ	DTC		
0203	130	04B0	1061	000000	1.1.07.10 Official Opposition Caucus – Grants and Subsidies	\$9,100

FUNDS REQUIRED FOR:


Additional funds are required to provide operational funding to support increase of seven Members for the Official Opposition Caucus (CM2008-085 refers) for the period of May 16, 2019 to March 31, 2020.

TRANSFER FROM:

Accounting Distribution					Description	Amount
RC	ACAT	ACEL	LOBJ	DTC		
0204	130	04A0	1061	000000	1.1.06.10 Government Members Caucus – Grants and Subsidies	\$9,100

REASON FUNDS ARE AVAILABLE:

Funds are available due to a decrease of seven Members for the Government Members Caucus (CM2008-085 refers) for the period of May 16, 2019 to March 31, 2020.

<p>VERIFIED BY:  Chief Financial Officer Date: <u>June 27/19</u></p>	<p>APPROVED BY: _____ House of Assembly Management Commission Date: _____</p>
--	--

**House of Assembly Management Commission
Briefing Note**

Title: **Budget Transfer Request**

Issue: **Approval of a Transfer of Funds – Members’ Resources**

Background:

- The House of Assembly Transfer of Funds Policy requires Management Commission approval to transfer funds to or from the Allowance and Assistance Main Object of expenditure. Section 4.2.1 of the Policy states:

House of Assembly Management Commission approval is required to transfer funds to or from the following Main Objects of Current Account Expenditure of an Activity:

- *Loans, Advances and Investments;*
 - *Allowances and Assistance;*
 - *Grants and Subsidies; and*
 - *Debt Expenses.*
-
- Section 22 of the *House of Assembly Accountability, Integrity and Administration Act* makes it mandatory for Members to attend training and orientation offered by the House of Assembly. Further, Section 37.3 of the *Members’ Resources and Allowances Rules* provides that where the House of Assembly requests a Member to attend training and orientation, related travel and living costs will be covered by the House of Assembly and will not count as one of the Member’s 20 House not in Session trips.
 - Following the general election various training and orientation sessions were offered to newly elected Members (i.e. those who did not serve in the previous general assembly). A transfer of funds of \$7,500 is required to cover related costs for newly elected Members to attend training offered by the House.

Analysis:

Legal Consultation:

Not applicable

Internal Consultation(s):

Not applicable

External Consultation(s):

Not applicable

Comparison to Government Policy:

Not applicable

Financial Impact:

Not applicable

Legislative Impact:

Not applicable

Options:

Not applicable

Status:

Not applicable

Action Required:

- The Commission's approval of the following transfer of funds is required:

From:

Subdivision 1.1.04.09 Members' Resources – Allowances and Assistance \$7,500

To:

Subdivision 1.1.04.02 Members' Resources – Transportation and Communications \$7,500

Drafted by: Wanda Strowbridge

Date: July 17, 2019

Approved by: Sandra Barnes

Attachments:

1. Budget Transfer No. HOABT2019-004

LEGISLATURE

Budget Adjustment No.: HOABT2020-004

TRANSFER TO:

Accounting Distribution					Description	Amount
RC	ACAT	ACEL	LOBJ	DTC		
0206	110	0410	0367	000000	1.1.04.02 Members' Resources – Transportation and Communications	\$7,500

FUNDS REQUIRED FOR:


Additional fund are required for Members' travel to attend training.

TRANSFER FROM:

Accounting Distribution					Description	Amount
RC	ACAT	ACEL	LOBJ	DTC		
0206	130	0410	0910	000000	1.1.04.09 Members' Resources – Allowances and Assistance	\$7,500

REASON FUNDS ARE AVAILABLE:

Expenditures are less than anticipated and it is estimated that Members will not avail of the maximum allowable funds.

VERIFIED BY:  Chief Financial Officer Date: <u>July 22/19</u>	APPROVED BY: _____ House of Assembly Management Commission Date: _____
---	--

House of Assembly Management Commission

Briefing Note

Title: Audit Committee

Issue: Appointment of New Audit Committee Members and Chair

Background:

- The Audit Committee is established under the authority of section 23 of the *House of Assembly Accountability, Integrity and Administration Act* (the Act) which states:
 - (1) *There is established a committee of the commission, to be known as the audit committee.*
 - (2) *The audit committee shall consist of*
 - (a) *2 members of the commission chosen by the commission, at least one of whom shall not be a member of the government party; and*
 - (b) *2 persons, chosen by the Chief Justice of the province, who are not members but who are resident in the province, and have demonstrated knowledge and experience in financial matters and are suitable to represent the public interest.*
 - (3) *The commission shall designate the chair of the audit committee from members of the committee.*
- The two members of the public currently serving on the Audit Committee are Dr. Alex Faseruk and Ms. Gail Hamilton, FCA. As Ms. Hamilton's term is set to expire in August 2019, the Speaker has written Chief Justice Fry to initiate the appointment process outlined in paragraph 23(2)(b) of the Act.
- Now that the Management Commission has been reconstituted for the 49th General Assembly, the Commission must appoint two of its members to serve on the Audit Committee, and designate one of those members as the Chair.

Analysis:

Legal Consultation:

Not applicable.

Internal Consultation(s):

Not applicable.

External Consultation(s):

Not applicable.

Comparison to Government Policy:

Not applicable.

Financial Impact:

Not applicable.

Legislative Impact:

Not applicable.

Options:

- Not applicable.

Status:

- Appointments to the Audit Committee as outlined in paragraph 23(2)(a) and subsection 23(3) remain outstanding.

Action Required:

Recommended Minutes:

- The Commission appoints _____ and _____ as Members of the Audit Committee, effective immediately.
- The Commission appoints _____ as Chair of the Audit Committee, effective immediately.

Prepared by: Bobbi Russell
Date: July 9, 2019

Approved by: Sandra Barnes

**House of Assembly Management Commission
Briefing Note**

Title: Audited Financial Information – Office of the Auditor General

Issue: Submission of the financial information of the Office of the Auditor General for fiscal year ended 31 March 2019.

Background:

- Section 32(3) of the *Auditor General Act* states:

(3) The auditor appointed under subsection (1) shall submit his or her report to the commission and send a copy to the auditor general.

- In accordance with Section 32 of the Act, the audited financial information for the Office of the Auditor General is presented to the Management Commission for reporting purposes only. It includes the following:
 - Auditor’s Report;
 - Supplementary Financial Information;
 - Schedule of Expenditure and Related Revenue;
 - Schedule of Gross Expenditure and Unexpended Balances; and
 - Notes to the Financial Information.

Analysis:

Legal Consultation:

Not applicable

Internal Consultation(s):

Not applicable

External Consultation(s):

Not applicable

Comparison to Government Policy:

Not applicable

Financial Impact:

Not applicable

Legislative Impact:
Not applicable

Options:

- Not applicable

Status:

- Not applicable

Action Required:

- For reporting purposes.

Prepared by: Bobbi Russell
Date: July 9, 2019

Approved by: Sandra Barnes

Attachments:

1. Financial Information - Office of the Auditor General – 31 March 2019



Financial Information

Office of the Auditor General

Province of Newfoundland and Labrador

March 31, 2019

Contents

	Page
Independent Auditors' Report	1-2
Supplementary Financial Information	3
Schedule of Expenditures	4
Schedule of Gross Expenditures and Unexpended Balances	5
Notes to the Financial Information	6-7

Grant Thornton LLP
15 International Place
Suite 300
St. John's, NL
A1A 0L4

T (709) 778-8800
F (709) 772-7892
www.GrantThornton.ca

Independent auditors' report

To the Members of the
House of Assembly Management Commission
Province of Newfoundland and Labrador

Opinion

We have audited the supplementary financial information of the Office of the Auditor General, Province of Newfoundland and Labrador ("the Office") as at March 31, 2019, which comprises the schedule of expenditures and schedule of gross expenditures for the year then ended, and notes to the financial statements, including a summary of significant accounting policies.

In our opinion, the accompanying financial information presents fairly in all material respects, the financial position of the Office of the Auditor General, Province of Newfoundland and Labrador, as at March 31, 2019, and its results of operations for the year then ended in accordance with policies disclosed in Note 2.

Basis for Opinion

We conducted our audit in accordance with Canadian generally accepted auditing standards. Our responsibilities under those standards are further described in the Auditor's Responsibilities for the Audit of the financial information section of our report. We are independent of the Office in accordance with the ethical requirements that are relevant to our audit of the financial statements in Canada, and we have fulfilled our other ethical responsibilities in accordance with these requirements. We believe that the audit evidence we have obtained is sufficient and appropriate to provide a basis for our opinion.

Emphasis of Matter – Basis of Accounting and Restriction on Use

We draw attention to Note 2 to the financial information, which describes the basis of accounting. The financial information is prepared to assist the Office of the Auditor General and the House of Assembly Management Commission, Province of Newfoundland and Labrador to meet the requirements of Section 32 of the Auditor General Act. As a result, the financial information may not be suitable for another purpose. Our opinion is not modified in respect of this matter. Our report is intended solely for the House of Assembly Management Commission and the Office of the Auditor General, Province of Newfoundland and Labrador and should not be used by parties other than the members of the House of Assembly Management Commission and management of the Office of the Auditor General, Province of Newfoundland and Labrador.

Responsibilities of Management and Those Charged with Governance for the Financial Statements

Management is responsible for the preparation and fair presentation of this financial information in accordance with policies disclosed in Note 2, and for such internal control as management determines is necessary to enable the preparation of financial information that is free from material misstatement, whether due to fraud or error.

In preparing the financial information, management is responsible for assessing the Office's ability to continue as a going concern, disclosing, as applicable, matters related to a going concern and using the going concern basis of accounting unless management either intends to liquidate the Office or to cease operations, or has no realistic alternative but to do so.

Those charged with governance are responsible for overseeing the Office's financial reporting process.

Auditor's Responsibilities for the Audit of the Financial Information

Our objectives are to obtain reasonable assurance about whether the financial information as a whole is free from material misstatement, whether due to fraud or error, and to issue an auditor's report that includes our opinion. Reasonable assurance is a high level of assurance, but is not a guarantee that an audit conducted in accordance with Canadian generally accepted auditing standards will always detect a material misstatement when it exists. Misstatements can arise from fraud or error and are considered material if, individually or in the aggregate, they could reasonably be expected to influence the economic decisions of users taken on the basis of this financial information.

As part of an audit in accordance with Canadian generally accepted auditing standards, we exercise professional judgment and maintain professional skepticism throughout the audit. We also:

- Identify and assess the risks of material misstatement of the financial information, whether due to fraud or error, design and perform audit procedures responsive to those risks, and obtain audit evidence that is sufficient and appropriate to provide a basis for our opinion. The risk of not detecting a material misstatement resulting from fraud is higher than for one resulting from error, as fraud may involve collusion, forgery, intentional omissions, misrepresentations, or the override of internal control.
- Obtain an understanding of internal control relevant to the audit in order to design audit procedures that are appropriate in the circumstances, but not for the purpose of expressing an opinion on the effectiveness of the Office's internal control.
- Evaluate the appropriateness of accounting policies used and the reasonableness of accounting estimates and related disclosures made by management.
- Conclude on the appropriateness of management's use of the going concern basis of accounting and, based on the audit evidence obtained, whether a material uncertainty exists related to events or conditions that may cast significant doubt on the Office's ability to continue as a going concern. If we conclude that a material uncertainty exists, we are required to draw attention in our auditor's report to the related disclosures in the financial information or, if such disclosures are inadequate, to modify our opinion. Our conclusions are based on the audit evidence obtained up to the date of our auditor's report. However, future events or conditions may cause the Office to cease to continue as a going concern.
- Evaluate the overall presentation, structure and content of the financial information, including the disclosures, and whether the financial information represent the underlying transactions and events in a manner that achieves fair presentation.

We communicate with those charged with governance regarding, among other matters, the planned scope and timing of the audit and significant audit findings, including any significant deficiencies in internal control that we identify during our audit.

St. John's, Canada
July 4, 2019



Chartered Professional Accountants

Office of the Auditor General
 Province of Newfoundland and Labrador
 Supplementary Financial Information

Year Ended March 31 2019 2018

Assets

Current

Accountable advance	\$ 661	\$ 661
Prepays	<u>16,044</u>	<u>19,797</u>
	<u>\$ 16,705</u>	<u>\$ 20,458</u>

Liabilities

Current

Vouchers payable	\$ 1,187	\$ -
Accrued paid/annual leave	786,331	873,359
Accrued payroll	80,356	89,309
Accrued overtime	12,016	7,046
Accrued sick leave	33,501	32,369
Accrued severance pay	<u>156,157</u>	<u>568,882</u>
	<u>\$ 1,069,548</u>	<u>\$ 1,570,965</u>

Basis of accounting (Note 2)

 Auditor General

See accompanying notes to the financial information.

Office of the Auditor General
 Province of Newfoundland and Labrador
 Schedule of Expenditures

Year Ended March 31	2019	2019	2018
	<u>Actual</u>	<u>Original Budget</u>	<u>Actual</u>
Total Expenditures			
Salaries	\$ 2,957,422	\$ 3,234,800	\$ 3,276,365
Employee benefits	67,669	94,800	93,949
Transportation and communications	61,374	80,000	75,479
Supplies	37,745	55,000	46,800
Professional services	280,863	99,000	169,486
Purchased services	215,921	250,000	255,472
Property, furnishings and equipment	53,603	21,100	9,233
Net expenditures	<u>\$ 3,674,597</u>	<u>\$ 3,834,700</u>	<u>\$ 3,926,784</u>

Basis of accounting (Note 2)

See accompanying notes to the financial information.

Office of the Auditor General
Province of Newfoundland and Labrador
Schedule of Gross Expenditures and Unexpended Balances
Year Ended March 31

	2019	2018
Original budget estimates (net)	\$ 3,834,700	\$ 3,893,100
Less: estimated statutory payments	<u>(183,200)</u>	<u>(178,300)</u>
Total appropriation	<u>3,651,500</u>	<u>3,714,800</u>
Total net expenditure	3,674,597	3,926,784
Less: statutory payments	<u>(183,209)</u>	<u>(474,622)</u>
Total gross expenditure (budgetary, non-statutory)	<u>3,491,388</u>	<u>3,452,162</u>
Unexpended balance of appropriation	<u>\$ 160,112</u>	<u>\$ 262,638</u>

See accompanying notes to the financial information.

Office of the Auditor General
Province of Newfoundland and Labrador
Notes to the Financial Information
March 31, 2019

1. Nature of operations

The *Auditor General Act* creates the Office of the Auditor General to assist in carrying out the duties prescribed. The *Act* appoints the Auditor General as the House of Assembly's independent legislative auditor of Government, its departments, agencies of the Crown, and Crown controlled corporations. The Auditor General reports to the House of Assembly, on significant matters which result from the examination of these entities.

2. Summary of significant accounting policies

This financial information has been prepared in accordance with the accounting policies set out below.

Basis of accounting

The Supplementary Financial Information is prepared on the accrual basis of accounting. The Schedule of Expenditures and the Schedule of Gross Expenditures and Unexpended Balances are based on the modified cash basis.

Assets and liabilities

Assets and liabilities are recorded on a basis consistent with the policies used in preparing the Public Accounts of the Province of Newfoundland and Labrador. Direct liabilities and convertible assets such as amounts receivable are reported on the Supplementary Financial Information on an accrual basis.

Capital assets

Capital asset acquisitions are charged as budgetary expenditures and are expensed in the year of acquisition on the Schedule of Expenditures. Capital assets are not reported on the Supplementary Financial Information but are reported in the Public Accounts of the Province of Newfoundland and Labrador.

Revenue recognition

Effective April 1, 2015, the Office of the Auditor General no longer invoices for its audit services.

Operating expenses

Expenses are recorded on the modified cash basis as payments are made on the Schedule of Expenditures. Accrued leave, overtime, and payroll are recorded on the Supplementary Financial Information on the accrual basis of accounting.

Office of the Auditor General
Province of Newfoundland and Labrador
Notes to the Financial Information
March 31, 2019

2. Summary of significant accounting policies (cont'd.)

Severance pay

Effective March 31, 2018 for unionized employees and May 31, 2018 for executives, managers, and other non-bargaining employees there would be a plan settlement of severance benefits. As part of this plan settlement, employees with at least one year of eligible service were to receive a lump sum payout of their accrued severance benefit based on pay and service as at March 31, 2018 for unionized employees and May 31, 2018 for executives, managers and other non-bargaining employees. Individuals have either taken payment by March 31, 2019 or have elected to defer payment for a short period, but no further changes in the amount payable will occur.

Sick leave

Sick leave is accounted for on an accrual basis and is estimated based on the average utilization rate from the past three years.

Income taxes

The Office of the Auditor General is not subject to Provincial or Federal income taxes.

3. Commitments

The Office is committed to annual rental and equipment lease payments for the next three years as follows: 2020 - \$196,074; 2021 - \$3,714; and 2022 - \$1,548.

4. Employee future benefits

Under the *Auditor General Act*, all persons employed in the Office of the Auditor General are employees for the purposes of the *Public Service Pensions Act, 1991*, and are entitled to all the benefits under that *Act*. No pension or other post employment future benefit expenditures have been recorded in this financial information.

Pension liability and group life and health insurance liability are recognized in the Public Accounts for all public servants. Pension expense and group life and health insurance expense for public servants are also reported in the Public Accounts under the Consolidated Fund Services. The Province matched the contributions of public servants and these expenses are recorded under the Consolidated Fund Services.

House of Assembly Management Commission

Briefing Note

Title: Request from the Member for Burin-Grand Bank

Issue: Request for the Management Commission to consider an amendment to the provisions of the *Members' Resources and Allowances Rules* (the Rules) related to types of travel permitted under the Intra & Extra-Constituency Allocation.

Background:

- Under the Rules, each Member is provided with an Intra & Extra-Constituency (I&E) allocation. It is capped at an annual amount that varies for each district as outlined in Schedule A of the Rules. It provides for the following types of travel:
 - Within the constituency
 - Between the constituency or the Capital region, and another constituency (outside the Capital region)
 - To and from other parts of Canada for constituency business; and
 - By the constituency assistant (where necessary) to attend to constituency business.
- In correspondence dated March 26, 2019 (see Attachment 1), the former Member for Placentia West-Bellevue and the Member for Burin-Grand Bank requested that the Management Commission consider an amendment to the provisions of the Rules respecting types of travel permitted under the I&E allocation.
- As the correspondence outlines, the Burin peninsula is the only area of the province that borders a foreign territory (St. Pierre-et-Miquelon). It further outlines that matters of mutual importance to both areas requires occasional travel to St. Pierre-et-Miquelon for the purpose of conducting constituency-related business. Related travel costs are not currently eligible for reimbursement under the Rules.
- As a comparison, Members of districts in close proximity to Canadian provinces which may have matters of mutual importance requiring travel for constituency business are eligible to claim such travel costs (e.g. District of Burgeo-LaPoile and North Sydney, NS; District of Cartwright-L'Anse au Clair and Blanc Sablon, QB; District of Labrador West and Quebec).
- Should the Commission determine that travel to St. Pierre-et-Miquelon for the purpose of conducting constituency business should be an eligible expense under the I&E allocation, an amendment will be required to Section 30 of the *Members' Resources and Allowances Rules* (see Attachment 2).

Analysis:

Legal Consultation:

Law Clerk

Internal Consultation(s):

Corporate and Members' Services Division

External Consultation(s):

Not applicable.

Comparison to Government Policy:

Not applicable.

Financial Impact:

Not applicable.

Legislative Impact:

Allowing travel to/from St. Pierre-et-Miquelon directly related to constituency business will require an amendment to Section 30 of the *Members' Resources and Allowances Rules* (see Attachment 2).

Options:

1. Approve the proposed amendment to the *Members' Resources and Allowances Rules* as outlined in Attachment 2 that will allow the Intra & Extra-Constituency allocation to be used for travel to St. Pierre-et-Miquelon directly related to constituency business.
2. Do not approve the amendment to the *Members' Resources and Allowances Rules* as outlined in Attachment 2. The Rules respecting use of the Intra & Extra-Constituency allocation will remain as is (travel costs to St. Pierre-et-Miquelon directly related to constituency business will not be eligible for reimbursement).

Status:

- Not applicable.

Action Required:

- The decision of the Commission is requested.

Prepared by: Bobbi Russell
Date: July 9, 2019

Approved by: Sandra Barnes



HOUSE OF ASSEMBLY
Newfoundland and Labrador

Mark Browne, MHA
District of Placentia West - Bellevue

March 26, 2019

Hon. Perry Trimper, MHA
Chair, House of Assembly Management Commission
P.O. Box 8700
St. John's, NL
A1B 4J6

Dear Speaker Trimper,


We are writing with respect to the *Member's Rules*: re Travel.


As you are aware, the Burin Peninsula is the only region of the province which borders a foreign territory; Saint Pierre-et-Miquelon, an archipelago of France. Given it is a mere twelve nautical miles from the shores of Point May, the Burin Peninsula has a long-standing connection and exchange of goods, services, and people. Many have family members living on either side, and industries such as tourism are equally as inter-linked on both sides.

Since being elected to represent the Burin Peninsula, we have worked to foster this French connection even more. In fact, we both travelled to Saint Pierre to meet with the Prefect, and have met him in St. John's as well. Maintaining these relations is important. There is much potential for enhanced collaboration on matters respecting the fishery, waste management, trade, arts and culture, aviation, transportation, and of course tourism.

We expect these matters of mutual importance to residents of Saint Pierre-et-Miquelon and of the Burin Peninsula to take even greater precedence as new ferries come online. The *Member's Rules* allow for "travel to and from other parts of Canada". Conceivably, a Member could travel across Canada to Vancouver but not to an island with such intrinsic connection to our Districts within viewing distance. *As such*, it is our belief that the *Member's Rules* be amended to include travel to and from Saint Pierre et Miquelon.

Sincerely,


Mark D. Browne, MHA
Placentia West – Bellevue


Hon. Carol Anne Haley, MHA
Burin – Grand Bank

Attachment 2

Proposed Rule Amendment:

- 1. Section 30 of the *Members' Resources and Allowances Rules* is amended by deleting the word “and” at the end of paragraph (f) and by adding immediately after that paragraph the following:**

(f.1) to and from St. Pierre-et-Miquelon where the purpose of the trip is directly related to constituency business; and