

## **House of Assembly Management Commission Agenda**

**Date:** May 26, 2021  
**Time:** 9:30 a.m.  
**Location:** Via Videoconference (WebEx)

### **Televised Meeting**

1. Approval of Minutes:
  - December 23, 2020
  - January 5, 2021
  - May 19, 2021
2. Speaker's Report – Rulings on Allowance Use
3. Financial Reports – 31 December 2020
4. Ratification of Budget Transfers
5. Appointment of Audit Committee Members & Chair
6. Guidelines for Providing Shared Secretarial Assistance
7. Request from the Member for Humber - Bay of Islands (Monthly Automobile Allowance)



**House of Assembly  
Newfoundland and Labrador**

**Minutes of the House of Assembly  
Management Commission**

**Date:** December 23, 2020

**Location:** Via Videoconference (WebEx)

**Time:** 10:12 a.m.

**Members Present:**

Hon. Scott Reid, Speaker (Chair)

Hon. Steve Crocker, Government House Leader

Mr. David Brazil, Opposition House Leader

Hon. Siobhan Coady, MHA (LIB), St. John's West

Ms. Alison Coffin, MHA (NDP), St. John's East-Quidi Vidi

Ms. Sherry Gambin-Walsh (LIB), Placentia-St. Mary's

Ms. Sandra Barnes, Clerk of the House of Assembly

**Other**

Ms. Bobbi Russell, Policy & Communications Officer

**Regrets**

Mr. Barry Petten, MHA (PC), Conception Bay South

Ms. Pam Parsons, MHA (LIB), Deputy Speaker

As required by the *House of Assembly Accountability, Integrity and Administration Act*, the Chair reported decisions from *in camera* meetings held on February 24 and December 7, 2020. Details of decisions made at those meetings were included with the draft Minutes circulated to the Commission for approval as part of agenda item #1.

**CM 2020-035** The Minutes of the Commission meetings held on February 24, October 16 and December 7, 2020 were approved as read.

The Speaker presented a report of Rulings on Allowance Use for the period ended December 18, 2020. In accordance with Section 24 of the *House of Assembly Accountability, Integrity and Administration Act*, the Commission issued rulings to reimburse expenditures for the following Members that were not submitted within 60-days of being incurred as required under subsection 7(6) of the *Members' Resources and Allowances Rules* (the Rules):

- Member for Virginia Waters – Pleasantville \$601.73
- Member for Lewisporte – Twillingate \$85.01

- Member for Tornгат Mountains \$3714.06 & \$3035.77

As required by the *House of Assembly Accountability, Integrity and Administration Act*, financial reports of the Legislature as well as actual expenditures of Members were presented to the Commission for the reporting periods from April 1, 2020 to June 30, 2020, and April 1, 2020 to September 30, 2020.

The 13<sup>th</sup> Report of the Audit Committee dated 19 June 2020 was presented to the Commission.

**CM 2020-036** The Commission appointed the Member for Placentia – St. Mary’s as member and Chair of the Audit Committee, effective immediately.

**CM 2020-037** The Commission approved the following transfer of funds:

From:	
Members’ Resources – Allowances and Assistance	\$1,900
To:	
Members’ Resources – Supplies	\$1,900

The Member for Conception Bay East – Bell Island recused himself from the vote on the following decision.

**CM 2020-038** The Commission approved payment of expenses totaling \$40.00 for the Member for Conception Bay East – Bell Island, with the expenses to be paid within the appropriate allocation for the 2020-21 fiscal year.

The Member for Placentia – St. Mary’s recused herself from the vote on the following decision.

**CM 2020-039** The Commission directed the following amendment to the *Advertising and Publications Policy for Members of the House of Assembly* and waived the 2-day waiting period for Commission decisions:

Section 6.0 is amended by adding immediately after Section 6.4 the following:

Section 6.5 Telephone-based Advertising (Robocalls)

The following criteria must be followed when advertising via telephone:

- Distributed to residents of the constituency only;
- Contain a message recognizing a week/day/event at the national, provincial or constituency level; or a message of welcome or congratulations related to a week/day/event at the national, provincial or constituency level;

– Include contact information.

**CM 2020-040** The Commission approved payment of expenses related to telephone advertising totaling \$262.95 for the Member for Waterford Valley and waived the 2-day waiting period for Commission decisions.

**Adjournment:** 11:05 a.m.

Hon. Scott Reid  
Speaker (Chair)

Sandra Barnes  
Clerk and Secretary to the Commission

DRAFT



**House of Assembly  
Newfoundland and Labrador**

**Minutes of the House of Assembly  
Management Commission**

**Date:** January 5, 2021

**Location:** Via Videoconference (WebEx)

**Time:** 11:33 a.m.

**Members Present:**

Hon. Scott Reid, Speaker (Chair)

Hon. Steve Crocker, Government House Leader

Mr. David Brazil, Opposition House Leader

Hon. Siobhan Coady, MHA (LIB), St. John's West

Ms. Alison Coffin, MHA (NDP), St. John's East-Quidi Vidi

Ms. Sherry Gambin-Walsh (LIB), Placentia-St. Mary's

Mr. Barry Petten, MHA (PC), Conception Bay South

Ms. Sandra Barnes, Clerk of the House of Assembly

**Other**

Ms. Kim HawleyGeorge, Law Clerk/Clerk Assistant (Acting)

Ms. Bobbi Russell, Policy & Communications Officer

**Regrets**

Ms. Pam Parsons, MHA (LIB), Deputy Speaker

**CM 2021-001** The Commission, at an *in camera* meeting, approved recommending to the Lieutenant-Governor in Council that the proposed appointee for Auditor General referenced in the letter of the Clerk of the Executive Council to the Clerk of the House of Assembly dated January 4, 2021 be compensated at EP-06, Step 33.

**CM 2021-002** The Commission, at an *in camera* meeting, directed the reimbursement of legal fees in accordance with the exception provisions of the *Guidelines on the Reimbursement of Legal Fees for Members of the House of Assembly* for the Member for Harbour Grace-Port de Grave in the amount of \$1,241.82. The Commission further directed that any additional reimbursement of legal fees related to the matter requires approval of the Commission.

**CM 2021-003** The Commission, at an *in camera* meeting, confirmed CM 2020-027 and directed that correspondence be sent to all Members reminding them of the rules respecting donations and public acknowledgement of donations.

**Adjournment:** 12:29 p.m.

Hon. Scott Reid  
Speaker (Chair)

Sandra Barnes  
Clerk and Secretary to the Commission

DRAFT



**House of Assembly  
Newfoundland and Labrador**

**Minutes of the House of Assembly  
Management Commission**

**Date:** May 19, 2021

**Location:** Via Videoconference

**Time:** 9:34 a.m.

**Members Present:**

Hon. Derek Bennett, Speaker (Chair)

Hon. Steve Crocker, Government House Leader

Mr. Barry Petten, Opposition House Leader

Ms. Helen Conway Ottenheimer, MHA (PC), Harbour Main

Hon. Lisa Dempster, MHA (LIB), Cartwright - L'Anse au Clair

Mr. Jim Dinn, MHA (NDP), St. John's Centre

Ms. Sherry Gambin-Walsh (LIB), Placentia-St. Mary's

Ms. Sandra Barnes, Clerk of the House of Assembly

**Other**

Mr. Brian Warr, Deputy Speaker

Ms. Bobbi Russell, Policy & Communications Officer

Ms. Kim Hawley George, Law Clerk/Clerk Assistant (Acting)

**CM 2021-008** The Commission, at an *in camera* meeting, approved reimbursement of legal fees in accordance with the exception provisions of the Guidelines on the Reimbursement of Legal Fees for Members of the House of Assembly for the Member for Harbour Grace - Port de Grave in the amounts of \$1,000.50, \$155.25, \$5,325.08. The Commission further directed that additional reimbursement of legal fees related to the matter requires further approval of the Commission.

**CM 2021-009** The Commission, at an *in camera* meeting, approved the carryover of 17.5 hours for House of Assembly employee into the 2020-21 fiscal year.

**CM 2021-010** The Commission, at an *in camera* meeting, approved the carryover of 14 hours for House of Assembly employee into the 2020-21 fiscal year.

**CM 2021-011** The Commission, at an *in camera* meeting, approved the carryover of 63 hours for House of Assembly employee into the 2020-21 fiscal year.

**CM 2021-012** The Commission, at an *in camera* meeting, approved the carryover of 7 hours for House of Assembly employee into the 2020-21 fiscal year.

**CM 2021-013** The Commission, at an *in camera* meeting, provided direction with respect to the Office of the Seniors' Advocate to be brought forward at future meeting for consideration.

The Member for Placentia – St. Mary's recused herself from the meeting for the remaining agenda items.

**CM 2021-014** The Commission, at an *in camera* meeting, approved reimbursement of legal fees in accordance with the Guidelines on the Reimbursement of Legal Fees for Members of the House of Assembly for the Member for Placentia - St. Mary's in the amounts of \$955.65 and \$699.20.

**CM 2021-015** The Commission, at an *in camera* meeting, approved the following transfer of funds:

**From:**

Members' Resources – Salaries \$7,100

**To:**

Members' Resources – Professional Services \$7,100

**Adjournment:** 10:18 a.m.

Hon. Derek Bennett  
Speaker (Chair)

Sandra Barnes  
Clerk and Secretary to the Commission





**House of Assembly  
Newfoundland & Labrador**

**To:** House of Assembly Management Commission

**From:** Speaker of the House of Assembly

**Date:** May 21, 2021

**Subject:** Rulings on Allowance Use

---

The process for rulings on allowance use is outlined in Section 24 of the House of Assembly Accountability, Integrity and Administration Act (the Act). The Act gives authority for the Speaker to make rulings when expenditures of Members have been rejected for payment, provided that the ruling is distributed to and receives concurrence of the Management Commission.

The report below provides the details with respect to all such rulings for the **period ended: May 21, 2021**

<b>DISTRICT</b>	<b>MEMBER</b>	<b>AMOUNT</b>	<b>DETAILS</b>
Torngat Mountains	Ms. Lela Evans	\$5211.44	These expenditures were rejected for payment because they were not submitted within 60-days of being incurred as required under subsection 7(6) of the <u>Members' Resources and Allowances Rules</u> (the Rules). The expenditures are in compliance with all other provisions of the Rules.
Bonavista	Mr. Craig Pardy	\$1005.66	These expenditures were rejected for payment because they were not submitted within 60-days of being incurred as required under subsection 7(6) of the <u>Members' Resources and Allowances Rules</u> (the Rules). The expenditures are in compliance with all other provisions of the Rules.

<b>DISTRICT</b>	<b>MEMBER</b>	<b>AMOUNT</b>	<b>DETAILS</b>
Carbonear - Trinity - Bay de Verde	Mr. Steve Crocker	\$238.59	These expenditures were rejected for payment because they were not submitted within 60-days of being incurred as required under subsection 7(6) of the <u>Members' Resources and Allowances Rules</u> (the Rules). The expenditures are in compliance with all other provisions of the Rules.
Bonavista	Mr. Craig Pardy	\$34.50	These expenditures were rejected for payment because they were not submitted within 30 days of the end of the fiscal year as required under subsection 7(2) of the <u>Members' Resources and Allowances Rules</u> (the Rules). The expenditures are in compliance with all other provisions of the Rules.
Conception Bay East - Bell Island	Mr. David Brazil	\$35.00	These expenditures were rejected for payment because they were not submitted within 30 days of the end of the fiscal year as required under subsection 7(2) of the <u>Members' Resources and Allowances Rules</u> (the Rules). The expenditures are in compliance with all other provisions of the Rules.
Grand Falls- Windsor - Buchans	Mr. Chris Tibbs	\$172.50 \$402.50	These expenditures were rejected for payment because they were not submitted within 30 days of the end of the fiscal year as required under subsection 7(2) of the <u>Members' Resources and Allowances Rules</u> (the Rules). The expenditures are in compliance with all other provisions of the Rules.
Tornogat Mountains	Ms. Lela Evans	\$2301.23	These expenditures were rejected for payment because they were not submitted within 30 days of the end of the fiscal year as required under subsection 7(2) of the <u>Members' Resources and Allowances Rules</u> (the Rules). The expenditures are in compliance with all other provisions of the Rules.

<b>DISTRICT</b>	<b>MEMBER</b>	<b>AMOUNT</b>	<b>DETAILS</b>
Carbonear - Trinity - Bay de Verde	Mr. Steve Crocker	\$128.31	These expenditures were rejected for payment because they were not submitted within 30 days of the end of the fiscal year as required under subsection 7(2) of the <u>Members' Resources and Allowances Rules</u> (the Rules). The expenditures are in compliance with all other provisions of the Rules.

**House of Assembly Management Commission  
Briefing Note**

**Title:** Financial Reports - April 1, 2020 to December 31, 2020

**Issue:** Review of:

1. Financial Performance of the Legislature; and
2. Approved Allocations and Actual Expenditures of Members of the House of Assembly.

**Background:**

- Paragraph 20(5)(a) of the *House of Assembly Accountability, Integrity and Administration Act* (the Act) states that the House of Assembly Management Commission shall “regularly, and at least quarterly, review the financial performance of the House of Assembly as well as the actual expenditures of members compared with approved allocations.”
- The details of the financial performance of the Legislature (excluding the Office of the Auditor General) are included in the attached Statement of Revenue and Expenditure for the nine-month period ended December 31, 2020. The reports show the actual expenditures and revenues for the fiscal year. All known savings or overruns over budgeted amounts are identified in the report and explanations are provided for significant amounts.
- The details of the financial performance of the Office of the Auditor General are shown on a separate Statement of Revenue and Expenditure for the nine-month period ended December 31, 2020. The reports show the actual expenditures and revenues for the fiscal year. All known savings or overruns over budgeted amounts are identified in the report and explanations are provided for any significant amounts.
- The actual expenditures compared with the approved allocations for each Member are included in the Members’ Expenditures Summarized by Category reports for the period April 1, 2020 to December 31, 2020. The Reports include the expenditures for December in the columns entitled “Expenditures Processed 01-Dec-20 to 31-Dec-20 (Net of HST)” and the expenditures for the third quarter of the year in the column entitled “Expenditures Year to Date 01-Apr-20 to 31-Dec-20 (Net of HST)”.

**Analysis:**

**Legal Consultation:**

Not applicable

**Internal Consultation(s):**

Not applicable

**External Consultation(s):**

Not applicable

**Comparison to Government Policy:**

Not applicable

**Financial Impact:**

Not applicable

**Legislative Impact:**

Not applicable

**Options:**

- Not applicable

**Status:**

- Not applicable

**Action Required:**

- For review purposes

Drafted by: Wanda Lee Mercer  
Date: March 3, 2021

Approved by: Sandra Barnes

**Attachments:**

1. Statement of Revenue and Expenditure – Legislature (excluding the Office of the Auditor General)
2. Statement of Revenue and Expenditure – Office of the Auditor General
3. Member Accountability and Disclosure Reports



**LEGISLATURE (excluding The Office of the Auditor General)**  
**STATEMENT OF REVENUE AND EXPENDITURE**  
**For the Period 1 April 2020 to 31 December 2020**  
**Unaudited**

	Original Estimates	Operating Budget	Expenditures Plus Encumbrances & Revenues	Projected Total Expenditures & Revenue	Projected Savings (Over- runs) from Original Budget		Projected Savings (Over- runs) from Operating Budget
<b>1.1.01. ADMINISTRATIVE SUPPORT</b>							
01. Salaries	1,928,600	1,928,600	1,331,918	1,923,600	5,000	1	5,000
Operating Accounts:							
<i>Employee Benefits</i>	4,500	4,000	2,811	3,200	1,300	2	800
<i>Transportation and Communications</i>	63,900	63,900	44,607	60,700	3,200	3	3,200
<i>Supplies</i>	40,000	40,000	28,844	36,200	3,800	4	3,800
<i>Professional Services</i>	61,100	61,600	61,525	61,600	(500)		-
<i>Purchased Services</i>	115,400	115,400	24,160	61,500	53,900	5	53,900
<i>Property, Furnishings and Equipment</i>	92,500	92,500	70,621	92,500	-		-
02. Operating Accounts	<b>377,400</b>	<b>377,400</b>	<b>232,569</b>	<b>315,700</b>	<b>61,700</b>		<b>61,700</b>
	<b>2,306,000</b>	<b>2,306,000</b>	<b>1,564,487</b>	<b>2,239,300</b>	<b>66,700</b>		<b>66,700</b>
02. Revenue - Provincial	(28,000)	-	(960)	(1,000)	(27,000)	6	1,000
<b>Total: Administrative Support</b>	<b>2,278,000</b>	<b>2,306,000</b>	<b>1,563,527</b>	<b>2,238,300</b>	<b>39,700</b>		<b>67,700</b>

1. Projected savings due to temporary vacancies and less salaries than anticipated.

2. Projected savings due to less conference registration fees than anticipated.

3. Projected savings due to cancellation of hosting the Canadian Parliamentary Administration Conference (CAPA) due to COVID-19.

4. Projected savings due to cancellation of CAPA Conference.

5. Purchased Services - Projected savings due to cancellation of CAPA Conference.

6. Revenue- There were no conference registration fees for CAPA as conference was cancelled due to COVID-19.



**LEGISLATURE (excluding The Office of the Auditor General)**  
**STATEMENT OF REVENUE AND EXPENDITURE**  
**For the Period 1 April 2020 to 31 December 2020**  
**Unaudited**

	Original Estimates	Operating Budget	Expenditures Plus Encumbrances & Revenues	Projected Total Expenditures & Revenue	Projected Savings (Over- runs) from Original Budget	Projected Savings (Over- runs) from Operating Budget
<b>1.1.02. LEGISLATIVE LIBRARY AND RECORDS MANAGEMENT</b>						
01. Salaries	692,700	692,700	506,811	692,700	-	-
Operating Accounts:						
<i>Employee Benefits</i>	900	900	-	900	-	-
<i>Transportation and Communications</i>	10,200	10,200	-	10,200	-	-
<i>Supplies</i>	47,000	47,000	44,615	47,000	-	-
<i>Purchased Services</i>	8,500	8,500	1,606	8,500	-	-
<i>Property, Furnishings and Equipment</i>					-	-
02. Operating Accounts	<b>66,600</b>	<b>66,600</b>	<b>46,220</b>	<b>66,600</b>	-	-
<b>Total: Legislative Library and Records Management</b>	<b>759,300</b>	<b>759,300</b>	<b>553,032</b>	<b>759,300</b>	-	-



**LEGISLATURE (excluding The Office of the Auditor General)**  
**STATEMENT OF REVENUE AND EXPENDITURE**  
**For the Period 1 April 2020 to 31 December 2020**  
**Unaudited**

	Original Estimates	Operating Budget	Expenditures Plus Encumbrances & Revenues	Projected Total Expenditures & Revenue	Projected Savings (Over- runs) from Original Budget	Projected Savings (Over- runs) from Operating Budget
<b>1.1.03. HANSARD AND THE BROADCAST CENTRE</b>						
01. Salaries	677,600	677,600	496,738	677,600	-	-
Operating Accounts:						
<i>Employee Benefits</i>	600	600	-	600	-	-
<i>Transportation and Communications</i>	7,300	7,300	1,171	7,300	-	-
<i>Supplies</i>	54,900	54,900	37,207	54,900	-	-
<i>Professional Services</i>	-	-	-	-	-	-
<i>Purchased Services</i>	209,600	209,600	158,188	209,600	-	-
<i>Property, Furnishings and Equipment</i>	10,000	10,000	9,499	10,000	-	-
02. Operating Accounts	<b>282,400</b>	<b>282,400</b>	<b>206,065</b>	<b>282,400</b>	-	-
	<b>960,000</b>	<b>960,000</b>	<b>702,803</b>	<b>960,000</b>	-	-
02. Revenue - Provincial			-		-	-
<b>Total: Hansard and the Broadcast Centre</b>	<b>960,000</b>	<b>960,000</b>	<b>702,803</b>	<b>960,000</b>	-	-





**LEGISLATURE (excluding The Office of the Auditor General)**  
**STATEMENT OF REVENUE AND EXPENDITURE**  
**For the Period 1 April 2020 to 31 December 2020**  
**Unaudited**

	Original Estimates	Operating Budget	Expenditures Plus Encumbrances & Revenues	Projected Total Expenditures & Revenue	Projected Savings (Over- runs) from Original Budget	Projected Savings (Over- runs) from Operating Budget
<b>1.1.04. MEMBERS' RESOURCES</b>						
01. Salaries	6,756,200	6,756,200	4,766,922	6,756,200	-	-
Operating Accounts:						
<i>Transportation and Communications</i>	5,200	5,200	-	5,200	-	-
<i>Supplies</i>	-	2,300	2,268	2,300	(2,300) <sup>1</sup>	-
<i>Professional Services</i>	-	18,500	16,770	18,500	(18,500) <sup>2</sup>	-
<i>Purchased Services</i>	10,000	10,000	6,135	10,000	-	-
02. Operating Accounts	<b>15,200</b>	<b>36,000</b>	<b>25,173</b>	<b>36,000</b>	<b>(20,800)</b>	<b>-</b>
09. Allowances and Assistance	2,363,700	2,361,400	1,020,529	2,363,700	-	(2,300)
10. Grants and Subsidies	3,000	3,000	2,245	3,000	-	-
	9,138,100	9,156,600	5,814,869	9,158,900	(20,800)	(2,300)
02. Revenue - Provincial	-	-	(20,009)	(26,200)	26,200 <sup>3</sup>	26,200
<b>Total: Members' Resources</b>	<b>9,138,100</b>	<b>9,156,600</b>	<b>5,794,860</b>	<b>9,132,700</b>	<b>5,400</b>	<b>23,900</b>

1. Projected overruns due to unanticipated costs associated with COVID-19.

2. Projected overruns due to unanticipated legal fees.

3. Revenues mainly related to repayment of excess constituency allowance.



**LEGISLATURE (excluding The Office of the Auditor General)**  
**STATEMENT OF REVENUE AND EXPENDITURE**  
**For the Period 1 April 2020 to 31 December 2020**  
**Unaudited**

	Original Estimates	Operating Budget	Expenditures Plus Encumbrances & Revenues	Projected Total Expenditures & Revenue	Projected Savings (Over- runs) from Original Budget	Projected Savings (Over- runs) from Operating Budget
<b>1.1.05. HOUSE OPERATIONS</b>						
01. Salaries	200,700	200,700	117,180	200,700	-	-
Operating Accounts:						
<i>Employee Benefits</i>	5,900	5,900	-	4,900	1,000	1,000
<i>Transportation and Communications</i>	125,700	81,800	164	84,600	41,100	<sup>1</sup> (2,800)
<i>Supplies</i>	14,500	14,500	3,274	14,500	-	-
<i>Professional Services</i>	3,900	22,300	22,228	22,300	(18,400)	<sup>2</sup> -
<i>Purchased Services</i>	41,500	41,500	31,934	41,500	-	-
<i>Property, Furnishings and Equipment</i>	1,700	8,700	8,684	8,700	(7,000)	<sup>3</sup> -
02. Operating Accounts	<b>193,200</b>	<b>174,700</b>	<b>66,284</b>	<b>176,500</b>	<b>16,700</b>	<b>(1,800)</b>
10. Grants and Subsidies	11,500	11,500	1,122	11,500	-	-
	<b>405,400</b>	<b>386,900</b>	<b>184,586</b>	<b>388,700</b>	<b>16,700</b>	<b>(1,800)</b>
02. Revenue - Provincial	-	-	-	-	-	-
<b>Total: House Operations</b>	<b>405,400</b>	<b>386,900</b>	<b>184,586</b>	<b>388,700</b>	<b>16,700</b>	<b>(1,800)</b>

1. Projected savings due to travel costs less than anticipated.

2. Projected overruns due to unanticipated legal fees.

3. Projected overruns due to equipment costs higher than anticipated.



**LEGISLATURE (excluding The Office of the Auditor General)**  
**STATEMENT OF REVENUE AND EXPENDITURE**  
**For the Period 1 April 2020 to 31 December 2020**  
**Unaudited**

	Original Estimates	Operating Budget	Expenditures Plus Encumbrances & Revenues	Projected Total Expenditures & Revenue	Projected Savings (Over- runs) from Original Budget	Projected Savings (Over- runs) from Operating Budget
<b>1.1.06. GOVERNMENT MEMBERS CAUCUS</b>						
01. Salaries	326,800	326,800	238,341	326,800	-	-
Operating Accounts:						
<i>Employee Benefits</i>	900	900	-	900	-	-
<i>Transportation and Communications</i>	18,900	18,900	9,939	18,900	-	-
<i>Supplies</i>	7,600	7,600	6,315	7,600	-	-
<i>Purchased Services</i>	6,600	6,600	1,000	6,600	-	-
<i>Property, Furnishings and Equipment</i>	1,800	1,800	1,233	1,800	-	-
02. Operating Accounts	<b>35,800</b>	<b>35,800</b>	<b>18,487</b>	<b>35,800</b>	-	-
10. Grants and Subsidies	28,500	28,500	21,326	28,500	-	-
<b>Total: Government Members Caucus</b>	<b>391,100</b>	<b>391,100</b>	<b>278,154</b>	<b>391,100</b>	-	-



**LEGISLATURE (excluding The Office of the Auditor General)**  
**STATEMENT OF REVENUE AND EXPENDITURE**  
**For the Period 1 April 2020 to 31 December 2020**  
**Unaudited**

	Original Estimates	Operating Budget	Expenditures Plus Encumbrances & Revenues	Projected Total Expenditures & Revenue	Projected Savings (Over- runs) from Original Budget	Projected Savings (Over- runs) from Operating Budget
<b>1.1.07. OFFICIAL OPPOSITION CAUCUS</b>						
01. Salaries	1,154,700	1,154,700	855,147	1,154,700	-	-
Operating Accounts:						
<i>Employee Benefits</i>	3,000	3,000	-	3,000	-	-
<i>Transportation and Communications</i>	79,100	78,900	30,925	79,100	-	(200)
<i>Supplies</i>	24,600	24,600	13,413	24,600	-	-
<i>Purchased Services</i>	21,700	21,700	17,059	21,700	-	-
<i>Property, Furnishings and Equipment</i>	5,800	6,000	5,925	5,800	-	200
02. Operating Accounts	<b>134,200</b>	<b>134,200</b>	<b>67,322</b>	<b>134,200</b>	-	-
10. Grants and Subsidies	22,500	22,500	16,836	22,500	-	-
<b>Total: Official Opposition Caucus</b>	<b>1,311,400</b>	<b>1,311,400</b>	<b>939,305</b>	<b>1,311,400</b>	-	-



**LEGISLATURE (excluding The Office of the Auditor General)**  
**STATEMENT OF REVENUE AND EXPENDITURE**  
**For the Period 1 April 2020 to 31 December 2020**  
**Unaudited**

	Original Estimates	Operating Budget	Expenditures Plus Encumbrances & Revenues	Projected Total Expenditures & Revenue	Projected Savings (Over- runs) from Original Budget	Projected Savings (Over- runs) from Operating Budget
<b>1.1.08. THIRD PARTY CAUCUS</b>						
01. Salaries	429,600	429,600	337,850	429,600	-	-
Operating Accounts:						
<i>Employee Benefits</i>	1,100	1,100	-	1,100	-	-
<i>Transportation and Communications</i>	23,000	23,000	10,879	23,000	-	-
<i>Supplies</i>	8,700	8,700	7,192	8,700	-	-
<i>Purchased Services</i>	8,700	8,700	3,015	8,700	-	-
<i>Property, Furnishings and Equipment</i>	2,100	2,100	572	2,100	-	-
02. Operating Accounts	<b>43,600</b>	<b>43,600</b>	<b>21,658</b>	<b>43,600</b>	-	-
10. Grants and Subsidies	12,000	12,000	8,979	12,000	-	-
<b>Total: Third Party Caucus</b>	<b>485,200</b>	<b>485,200</b>	<b>368,487</b>	<b>485,200</b>	-	-
<b>TOTAL HOUSE OF ASSEMBLY</b>	<b>15,728,500</b>	<b>15,756,500</b>	<b>10,384,753</b>	<b>15,666,700</b>	<b>61,800</b>	<b>89,800</b>



**LEGISLATURE (excluding The Office of the Auditor General)**  
**STATEMENT OF REVENUE AND EXPENDITURE**  
**For the Period 1 April 2020 to 31 December 2020**  
**Unaudited**

	Original Estimates	Operating Budget	Expenditures Plus Encumbrances & Revenues	Projected Total Expenditures & Revenue	Projected Savings (Over- runs) from Original Budget	Projected Savings (Over- runs) from Operating Budget
<b>3.1.01. OFFICE OF THE CHIEF ELECTORAL OFFICER</b>						
01. Salaries	1,232,300	1,232,300	842,831	1,232,300	-	-
Operating Accounts:						
<i>Employee Benefits</i>	4,500	4,500	521	4,500	-	-
<i>Transportation and Communications</i>	286,900	280,100	48,307	286,900	-	(6,800)
<i>Supplies</i>	39,000	39,000	104,754	104,400	(65,400) <sup>1</sup>	(65,400)
<i>Professional Services</i>	33,000	33,000	32,174	33,000	-	-
<i>Purchased Services</i>	231,000	231,000	319,372	308,500	(77,500) <sup>2</sup>	(77,500)
<i>Property, Furnishings and Equipment</i>	72,000	72,000	69,254	72,000	-	-
02. Operating Accounts	<b>666,400</b>	<b>659,600</b>	<b>574,382</b>	<b>809,300</b>	<b>(142,900)</b>	<b>(149,700)</b>
10. Grants and Subsidies	-	6,800	6,743	6,800	(6,800)	-
	1,898,700	1,898,700	1,423,956	2,048,400	(149,700)	(149,700)
02. Revenue - Provincial			(1,214)	(1,300)	1,300	1,300
<b>Total: Office of the Chief Electoral</b>	<b>1,898,700</b>	<b>1,898,700</b>	<b>1,422,742</b>	<b>2,047,100</b>	<b>(148,400)</b>	<b>(148,400)</b>

1. Projected Overruns due to unbudgeted costs of Humber-Gross Morne By-Election, the purchase of additional supplies related to COVID-19 and preparation for General Election  
2. Projected Overruns due to unbudgeted costs of Humber-Gross Morne By-Election, the purchase of services related to COVID-19 and preparation for General Election.



**LEGISLATURE (excluding The Office of the Auditor General)**  
**STATEMENT OF REVENUE AND EXPENDITURE**  
**For the Period 1 April 2020 to 31 December 2020**  
**Unaudited**

	Original Estimates	Operating Budget	Expenditures Plus Encumbrances & Revenues	Projected Total Expenditures & Revenue	Projected Savings (Over- runs) from Original Budget	Projected Savings (Over- runs) from Operating Budget
<b>4.1.01. OFFICE OF THE CITIZENS' REPRESENTATIVE</b>						
01. Salaries	800,500	800,500	495,314	800,500	-	-
Operating Accounts:						
<i>Employee Benefits</i>	7,000	7,000	-	7,000	-	-
<i>Transportation and Communications</i>	34,800	31,700	6,327	28,300	6,500	<sup>1</sup> 3,400
<i>Supplies</i>	5,000	5,000	4,919	5,000	-	-
<i>Professional Services</i>	69,600	69,600	21,701	69,600	-	-
<i>Purchased Services</i>	108,000	108,000	80,614	108,000	-	-
<i>Property, Furnishings and Equipment</i>	8,000	11,100	11,006	14,100	(6,100)	<sup>2</sup> (3,000)
02. Operating Accounts	<b>232,400</b>	<b>232,400</b>	<b>124,567</b>	<b>232,000</b>	<b>400</b>	<b>400</b>
<b>Total: Office of the Citizens' Representative</b>	<b>1,032,900</b>	<b>1,032,900</b>	<b>619,881</b>	<b>1,032,500</b>	<b>400</b>	<b>400</b>

1. Projected savings due to travel costs less than anticipated.

2. Projected overruns due to equipment costs higher than anticipated.



**LEGISLATURE (excluding The Office of the Auditor General)**  
**STATEMENT OF REVENUE AND EXPENDITURE**  
**For the Period 1 April 2020 to 31 December 2020**  
**Unaudited**

	Original Estimates	Operating Budget	Expenditures Plus Encumbrances & Revenues	Projected Total Expenditures & Revenue	Projected Savings (Over- runs) from Original Budget	Projected Savings (Over- runs) from Operating Budget
<b>5.1.01. OFFICE OF THE CHILD AND YOUTH ADVOCATE</b>						
01. Salaries	1,191,000	1,191,000	832,112	1,191,000	-	-
Operating Accounts:						
<i>Employee Benefits</i>	3,500	3,500	1,728	3,500	-	-
<i>Transportation and Communications</i>	55,400	52,500	15,615	55,400	-	(2,900)
<i>Supplies</i>	6,000	7,400	7,378	6,900	(900)	500
<i>Professional Services</i>	19,000	19,000	3,650	19,000	-	-
<i>Purchased Services</i>	160,900	160,900	130,184	160,900	-	-
<i>Property, Furnishings and Equipment</i>	4,000	5,500	5,408	4,700	(700)	800
02. Operating Accounts	<b>248,800</b>	<b>248,800</b>	<b>163,963</b>	<b>250,400</b>	<b>(1,600)</b>	<b>(1,600)</b>
<b>Total: Office of the Child and Youth Advocate</b>	<b>1,439,800</b>	<b>1,439,800</b>	<b>996,075</b>	<b>1,441,400</b>	<b>(1,600)</b>	<b>(1,600)</b>





**LEGISLATURE (excluding The Office of the Auditor General)**  
**STATEMENT OF REVENUE AND EXPENDITURE**  
**For the Period 1 April 2020 to 31 December 2020**  
**Unaudited**

	Original Estimates	Operating Budget	Expenditures Plus Encumbrances & Revenues	Projected Total Expenditures & Revenue	Projected Savings (Over- runs) from Original Budget	Projected Savings (Over- runs) from Operating Budget
<b>6.1.01. OFFICE OF THE INFORMATION AND PRIVACY COMMISSIONER</b>						
01. Salaries	1,157,200	1,157,200	804,542	1,157,200	-	-
Operating Accounts:						
<i>Employee Benefits</i>	4,500	4,500	815	4,500	-	-
<i>Transportation and Communications</i>	32,800	25,300	12,760	25,300	7,500	<sup>1</sup> -
<i>Supplies</i>	6,700	6,700	4,590	6,700	-	-
<i>Professional Services</i>	50,000	50,000	48,950	50,000	-	-
<i>Purchased Services</i>	122,400	122,400	119,814	122,400	-	-
<i>Property, Furnishings and Equipment</i>	2,000	9,500	9,480	9,500	(7,500)	<sup>2</sup> -
02. Operating Accounts	<b>218,400</b>	<b>218,400</b>	<b>196,409</b>	<b>218,400</b>	-	-
	<b>1,375,600</b>	<b>1,375,600</b>	<b>1,000,951</b>	<b>1,375,600</b>	-	-
02. Revenue - Provincial	-	-	(1)	(100)	100	100
<b>Total: Office of the Information and Commissioner</b>	<b>1,375,600</b>	<b>1,375,600</b>	<b>1,000,950</b>	<b>1,375,500</b>	<b>100</b>	<b>100</b>

1. Projected savings due to travel costs less than anticipated.

2. Projected overruns due to equipment costs higher than anticipated.



**LEGISLATURE (excluding The Office of the Auditor General)**  
**STATEMENT OF REVENUE AND EXPENDITURE**  
**For the Period 1 April 2020 to 31 December 2020**  
**Unaudited**

	Original Estimates	Operating Budget	Expenditures Plus Encumbrances & Revenues	Projected Total Expenditures & Revenue	Projected Savings (Over- runs) from Original Budget	Projected Savings (Over- runs) from Operating Budget
<b>7.1.01. OFFICE OF THE SENIORS' ADVOCATE</b>						
01. Salaries	372,300	372,300	276,973	372,300	-	-
Operating Accounts:						
<i>Employee Benefits</i>	5,700	5,700	500	5,700	-	-
<i>Transportation and Communications</i>	45,900	45,800	3,540	43,800	2,100 <sup>1</sup>	2,000
<i>Supplies</i>	5,000	5,000	1,786	5,000	-	-
<i>Professional Services</i>	9,000	9,000	-	9,000	-	-
<i>Purchased Services</i>	44,000	44,000	32,441	44,000	-	-
<i>Property, Furnishings and Equipment</i>	4,000	4,100	4,076	4,200	(200)	(100)
02. Operating Accounts	<b>113,600</b>	<b>113,600</b>	<b>42,343</b>	<b>111,700</b>	<b>1,900</b>	<b>1,900</b>
<b>Total: Office of the Seniors' Advocate</b>	<b>485,900</b>	<b>485,900</b>	<b>319,316</b>	<b>484,000</b>	<b>1,900</b>	<b>1,900</b>
<b>TOTAL LEGISLATURE (Excluding the Office of the Auditor General)</b>	<b>21,961,400</b>	<b>21,989,400</b>	<b>14,743,717</b>	<b>22,047,200</b>	<b>(85,800)</b>	<b>(57,800)</b>

1. Projected savings due to travel costs less than anticipated.



**OFFICE OF THE AUDITOR GENERAL  
STATEMENT OF REVENUE AND EXPENDITURE  
For the Period 1 April 2020 to 30 September 2020  
Unaudited**

	Original Estimates	Operating Budget	Actual Expenditures and Revenue	Projected Total Expenditures and Revenue	Projected Savings (Over- runs) from Original Budget	Projected Savings (Over- runs) from Operating Budget
<b>2.1.012. Office of the Auditor General</b>						
01. Salaries	3,359,200	3,359,200	2,181,162	3,234,800	124,400 <sup>1</sup>	124,400
02. Employee Benefits	94,800	94,800	50,778	93,200	1,600 <sup>2</sup>	1,600
03. Transportation and Communications	80,000	80,000	8,243	66,000	14,000 <sup>3</sup>	14,000
04. Supplies	55,000	55,000	21,652	55,000	- <sup>4</sup>	-
05. Professional Services	99,000	99,000	131,631	174,000	(75,000) <sup>5</sup>	(75,000)
06. Purchased Services	225,000	225,000	175,654	223,900	1,100 <sup>6</sup>	1,100
07. Property, Furnishings and Equipment	21,100	21,100	6,250	21,100	- <sup>7</sup>	-
<b>Total: Office of the Auditor General</b>	<b>3,934,100</b>	<b>3,934,100</b>	<b>2,575,370</b>	<b>3,868,000</b>	<b>66,100</b>	<b>66,100</b>



House of Assembly  
Newfoundland and Labrador  
Member Accountability and Disclosure Report  
**Expenditures Summarized by Category**  
01-Dec-20 to 31-Dec-20

**BALL, DWIGHT, MHA**

Allowance Category	Expenditure Limit for Fiscal Year (Net of HST)	Expenditures Processed 01-Dec-20 to 31-Dec-20 (Net of HST)	Expenditures Year to Date 01-Apr- to 31-Dec-20 (Net of HST)	Funds Available (Net of HST)	Percent Expended to Date
<b>Office Allowances</b>					
Office Accommodations	12,300.00	0.00	7,175.00	5,125.00	58.3%
Rental of Short-term Accommodations	--	0.00	0.00	--	--
Office Start-up Costs	--	0.00	0.00	--	--
Office Operations	10,435.00	0.00	384.59	10,050.41	3.7%
<b>Total Office Allowances</b>		<b>0.00</b>	<b>7,559.59</b>		
<b>Operational Resources</b>					
Operational Resources	--	-4.00	1,679.75	--	--
<b>Total Operational Resources</b>		<b>-4.00</b>	<b>1,679.75</b>		
<b>Travel &amp; Living Allowances</b>					
House in Session	--	0.00	0.00	--	--
House Not in Session	--	0.00	833.07	--	--
Intra & Extra-Constituency Travel	10,957.00	0.00	0.00	10,957.00	0.0%
Helicopter Travel	--	0.00	0.00	--	--
<b>Total Travel &amp; Living Allowances</b>		<b>0.00</b>	<b>833.07</b>		
<b>Constituency Allowance</b>					
Constituency Allowance	2,609.00	0.00	0.00	2,609.00	0.0%
<b>Total Constituency Allowance</b>		<b>0.00</b>	<b>0.00</b>		
<b>Total Expenditures</b>					
		<b>-4.00</b>	<b>10,072.41</b>		

---- End of Report ----



House of Assembly  
Newfoundland and Labrador  
Member Accountability and Disclosure Report  
**Expenditures Summarized by Category**  
01-Dec-20 to 31-Dec-20

**Bennett, Derek, MHA**

Allowance Category	Expenditure Limit for Fiscal Year (Net of HST)	Expenditures Processed 01-Dec-20 to 31-Dec-20 (Net of HST)	Expenditures Year to Date 01-Apr- to 31-Dec-20 (Net of HST)	Funds Available (Net of HST)	Percent Expended to Date
<b>Office Allowances</b>					
Office Accommodations	--	0.00	0.00	--	--
Rental of Short-term Accommodations	--	0.00	0.00	--	--
Office Start-up Costs	--	0.00	0.00	--	--
Office Operations	10,435.00	69.00	3,218.46	7,216.54	30.8%
<b>Total Office Allowances</b>		<b>69.00</b>	<b>3,218.46</b>		
<b>Operational Resources</b>					
Operational Resources	--	245.59	2,525.22	--	--
<b>Total Operational Resources</b>		<b>245.59</b>	<b>2,525.22</b>		
<b>Travel &amp; Living Allowances</b>					
House in Session	--	0.00	7,615.11	--	--
House Not in Session	--	0.00	1,162.66	--	--
Intra & Extra-Constituency Travel	8,000.00	0.00	2,613.48	5,386.52	32.7%
Helicopter Travel	--	0.00	0.00	--	--
<b>Total Travel &amp; Living Allowances</b>		<b>0.00</b>	<b>11,391.25</b>		
<b>Constituency Allowance</b>					
Constituency Allowance	2,609.00	100.00	100.00	2,509.00	3.8%
<b>Total Constituency Allowance</b>		<b>100.00</b>	<b>100.00</b>		
<b>Total Expenditures</b>					
		<b>414.59</b>	<b>17,234.93</b>		

---- End of Report ----



House of Assembly  
Newfoundland and Labrador  
Member Accountability and Disclosure Report  
**Expenditures Summarized by Category**  
01-Dec-20 to 31-Dec-20

**Bragg, Derrick, MHA**

Allowance Category	Expenditure Limit for Fiscal Year (Net of HST)	Expenditures Processed 01-Dec-20 to 31-Dec-20 (Net of HST)	Expenditures Year to Date 01-Apr- to 31-Dec-20 (Net of HST)	Funds Available (Net of HST)	Percent Expended to Date
<b>Office Allowances</b>					
Office Accommodations	14,400.00	1,200.00	10,800.00	3,600.00	75.0%
Rental of Short-term Accommodations	--	0.00	0.00	--	--
Office Start-up Costs	--	0.00	0.00	--	--
Office Operations	10,435.00	1,014.33	1,272.16	9,162.84	12.2%
<b>Total Office Allowances</b>		<b>2,214.33</b>	<b>12,072.16</b>		
<b>Operational Resources</b>					
Operational Resources	--	345.18	2,715.06	--	--
<b>Total Operational Resources</b>		<b>345.18</b>	<b>2,715.06</b>		
<b>Travel &amp; Living Allowances</b>					
House in Session	--	391.11	5,697.10	--	--
House Not in Session	--	157.64	245.36	--	--
Intra & Extra-Constituency Travel	11,043.00	552.51	3,885.30	7,157.70	35.2%
Helicopter Travel	--	0.00	0.00	--	--
<b>Total Travel &amp; Living Allowances</b>		<b>1,101.26</b>	<b>9,827.76</b>		
<b>Constituency Allowance</b>					
Constituency Allowance	2,609.00	188.69	188.69	2,420.31	7.2%
<b>Total Constituency Allowance</b>		<b>188.69</b>	<b>188.69</b>		
<b>Total Expenditures</b>					
		<b>3,849.46</b>	<b>24,803.67</b>		

---- End of Report ----



House of Assembly  
Newfoundland and Labrador  
Member Accountability and Disclosure Report  
**Expenditures Summarized by Category**  
01-Dec-20 to 31-Dec-20

**BRAZIL, DAVID, MHA**

Allowance Category	Expenditure Limit for Fiscal Year (Net of HST)	Expenditures Processed 01-Dec-20 to 31-Dec-20 (Net of HST)	Expenditures Year to Date 01-Apr- to 31-Dec-20 (Net of HST)	Funds Available (Net of HST)	Percent Expended to Date
<b>Office Allowances</b>					
Office Accommodations	--	0.00	0.00	--	--
Rental of Short-term Accommodations	--	0.00	0.00	--	--
Office Start-up Costs	--	0.00	0.00	--	--
Office Operations	10,435.00	501.95	6,264.82	4,170.18	60.0%
<b>Total Office Allowances</b>		<b>501.95</b>	<b>6,264.82</b>		
<b>Operational Resources</b>					
Operational Resources	--	101.10	2,535.56	--	--
<b>Total Operational Resources</b>		<b>101.10</b>	<b>2,535.56</b>		
<b>Travel &amp; Living Allowances</b>					
House in Session	--	0.00	0.00	--	--
House Not in Session	--	0.00	0.00	--	--
Intra & Extra-Constituency Travel	6,696.00	1,227.75	3,739.17	2,956.83	55.8%
Helicopter Travel	--	0.00	0.00	--	--
<b>Total Travel &amp; Living Allowances</b>		<b>1,227.75</b>	<b>3,739.17</b>		
<b>Constituency Allowance</b>					
Constituency Allowance	2,609.00	370.59	1,403.42	1,205.58	53.8%
<b>Total Constituency Allowance</b>		<b>370.59</b>	<b>1,403.42</b>		
<b>Total Expenditures</b>					
		<b>2,201.39</b>	<b>13,942.97</b>		

---- End of Report ----



House of Assembly  
Newfoundland and Labrador  
Member Accountability and Disclosure Report  
**Expenditures Summarized by Category**  
01-Dec-20 to 31-Dec-20

**BROWN, JORDAN, MHA**

Allowance Category	Expenditure Limit for Fiscal Year (Net of HST)	Expenditures Processed 01-Dec-20 to 31-Dec-20 (Net of HST)	Expenditures Year to Date 01-Apr- to 31-Dec-20 (Net of HST)	Funds Available (Net of HST)	Percent Expended to Date
<b>Office Allowances</b>					
Office Accommodations	--	0.00	0.00	--	--
Rental of Short-term Accommodations	--	0.00	0.00	--	--
Office Start-up Costs	828.00	0.00	0.00	828.00	0.0%
Office Operations	10,435.00	578.34	3,447.59	6,987.41	33.0%
<b>Total Office Allowances</b>		<b>578.34</b>	<b>3,447.59</b>		
<b>Operational Resources</b>					
Operational Resources	--	152.03	1,235.68	--	--
<b>Total Operational Resources</b>		<b>152.03</b>	<b>1,235.68</b>		
<b>Travel &amp; Living Allowances</b>					
House in Session	--	1,187.78	9,756.72	--	--
House Not in Session	--	251.18	1,750.68	--	--
Intra & Extra-Constituency Travel	5,739.00	0.00	0.00	5,739.00	0.0%
Helicopter Travel	--	0.00	0.00	--	--
<b>Total Travel &amp; Living Allowances</b>		<b>1,438.96</b>	<b>11,507.40</b>		
<b>Constituency Allowance</b>					
Constituency Allowance	2,609.00	87.72	237.72	2,371.28	9.1%
<b>Total Constituency Allowance</b>		<b>87.72</b>	<b>237.72</b>		
<b>Total Expenditures</b>					
		<b>2,257.05</b>	<b>16,428.39</b>		

---- End of Report ----





House of Assembly  
Newfoundland and Labrador  
Member Accountability and Disclosure Report  
**Expenditures Summarized by Category**  
01-Dec-20 to 31-Dec-20

Byrne, Gerry, MHA

Allowance Category	Expenditure Limit for Fiscal Year (Net of HST)	Expenditures Processed 01-Dec-20 to 31-Dec-20 (Net of HST)	Expenditures Year to Date 01-Apr- to 31-Dec-20 (Net of HST)	Funds Available (Net of HST)	Percent Expended to Date
<b>Office Allowances</b>					
Office Accommodations	--	0.00	0.00	--	--
Rental of Short-term Accommodations	--	0.00	0.00	--	--
Office Start-up Costs	--	0.00	0.00	--	--
Office Operations	10,435.00	4.49	158.42	10,276.58	1.5%
<b>Total Office Allowances</b>		<b>4.49</b>	<b>158.42</b>		
<b>Operational Resources</b>					
Operational Resources	--	169.27	3,002.22	--	--
<b>Total Operational Resources</b>		<b>169.27</b>	<b>3,002.22</b>		
<b>Travel &amp; Living Allowances</b>					
House in Session	--	0.00	12,667.04	--	--
House Not in Session	--	0.00	214.44	--	--
Intra & Extra-Constituency Travel	5,217.00	0.00	0.00	5,217.00	0.0%
Helicopter Travel	--	0.00	0.00	--	--
<b>Total Travel &amp; Living Allowances</b>		<b>0.00</b>	<b>12,881.48</b>		
<b>Constituency Allowance</b>					
Constituency Allowance	2,609.00	0.00	62.50	2,546.50	2.4%
<b>Total Constituency Allowance</b>		<b>0.00</b>	<b>62.50</b>		
<b>Total Expenditures</b>					
		<b>173.76</b>	<b>16,104.62</b>		

---- End of Report ----



House of Assembly  
Newfoundland and Labrador  
Member Accountability and Disclosure Report  
**Expenditures Summarized by Category**  
01-Dec-20 to 31-Dec-20

Coady, Siobhan, MHA

Allowance Category	Expenditure Limit for Fiscal Year (Net of HST)	Expenditures Processed 01-Dec-20 to 31-Dec-20 (Net of HST)	Expenditures Year to Date 01-Apr- to 31-Dec-20 (Net of HST)	Funds Available (Net of HST)	Percent Expended to Date
<b>Office Allowances</b>					
Office Accommodations	--	0.00	0.00	--	--
Rental of Short-term Accommodations	--	0.00	0.00	--	--
Office Start-up Costs	--	0.00	0.00	--	--
Office Operations	10,435.00	1,158.30	4,985.46	5,449.54	47.8%
<b>Total Office Allowances</b>		<b>1,158.30</b>	<b>4,985.46</b>		
<b>Operational Resources</b>					
Operational Resources	--	40.00	400.00	--	--
<b>Total Operational Resources</b>		<b>40.00</b>	<b>400.00</b>		
<b>Travel &amp; Living Allowances</b>					
House in Session	--	0.00	0.00	--	--
House Not in Session	--	0.00	0.00	--	--
Intra & Extra-Constituency Travel	5,217.00	0.00	0.00	5,217.00	0.0%
Helicopter Travel	--	0.00	0.00	--	--
<b>Total Travel &amp; Living Allowances</b>		<b>0.00</b>	<b>0.00</b>		
<b>Constituency Allowance</b>					
Constituency Allowance	2,609.00	0.00	0.00	2,609.00	0.0%
<b>Total Constituency Allowance</b>		<b>0.00</b>	<b>0.00</b>		
<b>Total Expenditures</b>					
		<b>1,198.30</b>	<b>5,385.46</b>		

---- End of Report ----



House of Assembly  
Newfoundland and Labrador  
Member Accountability and Disclosure Report  
**Expenditures Summarized by Category**  
01-Dec-20 to 31-Dec-20

COFFIN, ALISON, MHA

Allowance Category	Expenditure Limit for Fiscal Year (Net of HST)	Expenditures Processed 01-Dec-20 to 31-Dec-20 (Net of HST)	Expenditures Year to Date 01-Apr- to 31-Dec-20 (Net of HST)	Funds Available (Net of HST)	Percent Expended to Date
<b>Office Allowances</b>					
Office Accommodations	--	0.00	0.00	--	--
Rental of Short-term Accommodations	--	0.00	0.00	--	--
Office Start-up Costs	870.00	0.00	0.00	870.00	0.0%
Office Operations	10,435.00	519.49	1,764.03	8,670.97	16.9%
<b>Total Office Allowances</b>		<b>519.49</b>	<b>1,764.03</b>		
<b>Operational Resources</b>					
Operational Resources	--	84.45	2,097.94	--	--
<b>Total Operational Resources</b>		<b>84.45</b>	<b>2,097.94</b>		
<b>Travel &amp; Living Allowances</b>					
House in Session	--	0.00	0.00	--	--
House Not in Session	--	0.00	0.00	--	--
Intra & Extra-Constituency Travel	5,217.00	0.00	0.00	5,217.00	0.0%
Helicopter Travel	--	0.00	0.00	--	--
<b>Total Travel &amp; Living Allowances</b>		<b>0.00</b>	<b>0.00</b>		
<b>Constituency Allowance</b>					
Constituency Allowance	2,609.00	0.00	0.00	2,609.00	0.0%
<b>Total Constituency Allowance</b>		<b>0.00</b>	<b>0.00</b>		
<b>Total Expenditures</b>		<b>603.94</b>	<b>3,861.97</b>		

---- End of Report ----



House of Assembly  
Newfoundland and Labrador  
Member Accountability and Disclosure Report  
**Expenditures Summarized by Category**  
01-Dec-20 to 31-Dec-20

CONWAY OTTENHEIMER, HELEN, MHA

Allowance Category	Expenditure Limit for Fiscal Year (Net of HST)	Expenditures Processed 01-Dec-20 to 31-Dec-20 (Net of HST)	Expenditures Year to Date 01-Apr- to 31-Dec-20 (Net of HST)	Funds Available (Net of HST)	Percent Expended to Date
<b>Office Allowances</b>					
Office Accommodations	19,800.00	1,650.00	14,850.00	4,950.00	75.0%
Rental of Short-term Accommodations	--	0.00	0.00	--	--
Office Start-up Costs	500.00	0.00	0.00	500.00	0.0%
Office Operations	10,435.00	366.78	9,319.12	1,115.88	89.3%
<b>Total Office Allowances</b>		<b>2,016.78</b>	<b>24,169.12</b>		
<b>Operational Resources</b>					
Operational Resources	--	866.22	3,980.30	--	--
<b>Total Operational Resources</b>		<b>866.22</b>	<b>3,980.30</b>		
<b>Travel &amp; Living Allowances</b>					
House in Session	--	332.95	4,235.79	--	--
House Not in Session	--	350.51	1,588.47	--	--
Intra & Extra-Constituency Travel	6,609.00	336.60	1,315.13	5,293.87	19.9%
Helicopter Travel	--	0.00	0.00	--	--
<b>Total Travel &amp; Living Allowances</b>		<b>1,020.06</b>	<b>7,139.39</b>		
<b>Constituency Allowance</b>					
Constituency Allowance	2,609.00	40.35	255.34	2,353.66	9.8%
<b>Total Constituency Allowance</b>		<b>40.35</b>	<b>255.34</b>		
<b>Total Expenditures</b>					
		<b>3,943.41</b>	<b>35,544.15</b>		

---- End of Report ----



House of Assembly  
Newfoundland and Labrador  
Member Accountability and Disclosure Report  
**Expenditures Summarized by Category**  
01-Dec-20 to 31-Dec-20

**CROCKER, STEVE, MHA**

Allowance Category	Expenditure Limit for Fiscal Year (Net of HST)	Expenditures Processed 01-Dec-20 to 31-Dec-20 (Net of HST)	Expenditures Year to Date 01-Apr- to 31-Dec-20 (Net of HST)	Funds Available (Net of HST)	Percent Expended to Date
<b>Office Allowances</b>					
Office Accommodations	13,101.00	1,091.67	9,825.03	3,275.97	75.0%
Rental of Short-term Accommodations	--	0.00	0.00	--	--
Office Start-up Costs	--	0.00	0.00	--	--
Office Operations	10,435.00	3,963.11	9,405.27	1,029.73	90.1%
<b>Total Office Allowances</b>		<b>5,054.78</b>	<b>19,230.30</b>		
<b>Operational Resources</b>					
Operational Resources	--	546.77	4,560.82	--	--
<b>Total Operational Resources</b>		<b>546.77</b>	<b>4,560.82</b>		
<b>Travel &amp; Living Allowances</b>					
House in Session	--	0.00	4,041.00	--	--
House Not in Session	--	0.00	74.93	--	--
Intra & Extra-Constituency Travel	7,478.00	67.66	668.72	6,809.28	8.9%
Helicopter Travel	--	0.00	0.00	--	--
<b>Total Travel &amp; Living Allowances</b>		<b>67.66</b>	<b>4,784.65</b>		
<b>Constituency Allowance</b>					
Constituency Allowance	2,609.00	0.00	540.00	2,069.00	20.7%
<b>Total Constituency Allowance</b>		<b>0.00</b>	<b>540.00</b>		
<b>Total Expenditures</b>					
		<b>5,669.21</b>	<b>29,115.77</b>		

---- End of Report ----



House of Assembly  
Newfoundland and Labrador  
Member Accountability and Disclosure Report  
**Expenditures Summarized by Category**  
01-Dec-20 to 31-Dec-20

CROSBIE, CHES, MHA

Allowance Category	Expenditure Limit for Fiscal Year (Net of HST)	Expenditures Processed 01-Dec-20 to 31-Dec-20 (Net of HST)	Expenditures Year to Date 01-Apr- to 31-Dec-20 (Net of HST)	Funds Available (Net of HST)	Percent Expended to Date
<b>Office Allowances</b>					
Office Accommodations	--	0.00	0.00	--	--
Rental of Short-term Accommodations	--	0.00	0.00	--	--
Office Start-up Costs	--	0.00	0.00	--	--
Office Operations	10,435.00	264.90	3,198.84	7,236.16	30.7%
<b>Total Office Allowances</b>		<b>264.90</b>	<b>3,198.84</b>		
<b>Operational Resources</b>					
Operational Resources	--	85.05	1,571.03	--	--
<b>Total Operational Resources</b>		<b>85.05</b>	<b>1,571.03</b>		
<b>Travel &amp; Living Allowances</b>					
House in Session	--	0.00	0.00	--	--
House Not in Session	--	0.00	0.00	--	--
Intra & Extra-Constituency Travel	5,217.00	0.00	0.00	5,217.00	0.0%
Helicopter Travel	--	0.00	0.00	--	--
<b>Total Travel &amp; Living Allowances</b>		<b>0.00</b>	<b>0.00</b>		
<b>Constituency Allowance</b>					
Constituency Allowance	2,609.00	0.00	0.00	2,609.00	0.0%
<b>Total Constituency Allowance</b>		<b>0.00</b>	<b>0.00</b>		
<b>Total Expenditures</b>					
		<b>349.95</b>	<b>4,769.87</b>		

---- End of Report ----



House of Assembly  
Newfoundland and Labrador  
Member Accountability and Disclosure Report  
**Expenditures Summarized by Category**  
01-Dec-20 to 31-Dec-20

Davis, Bernard, MHA

Allowance Category	Expenditure Limit for Fiscal Year (Net of HST)	Expenditures Processed 01-Dec-20 to 31-Dec-20 (Net of HST)	Expenditures Year to Date 01-Apr- to 31-Dec-20 (Net of HST)	Funds Available (Net of HST)	Percent Expended to Date
<b>Office Allowances</b>					
Office Accommodations	--	0.00	0.00	--	--
Rental of Short-term Accommodations	--	0.00	0.00	--	--
Office Start-up Costs	--	0.00	0.00	--	--
Office Operations	10,435.00	858.55	5,696.90	4,738.10	54.6%
<b>Total Office Allowances</b>		<b>858.55</b>	<b>5,696.90</b>		
<b>Operational Resources</b>					
Operational Resources	--	45.00	1,799.95	--	--
<b>Total Operational Resources</b>		<b>45.00</b>	<b>1,799.95</b>		
<b>Travel &amp; Living Allowances</b>					
House in Session	--	0.00	0.00	--	--
House Not in Session	--	0.00	0.00	--	--
Intra & Extra-Constituency Travel	5,217.00	0.00	0.00	5,217.00	0.0%
Helicopter Travel	--	0.00	0.00	--	--
<b>Total Travel &amp; Living Allowances</b>		<b>0.00</b>	<b>0.00</b>		
<b>Constituency Allowance</b>					
Constituency Allowance	2,609.00	134.71	579.35	2,029.65	22.2%
<b>Total Constituency Allowance</b>		<b>134.71</b>	<b>579.35</b>		
<b>Total Expenditures</b>					
		<b>1,038.26</b>	<b>8,076.20</b>		

---- End of Report ----



House of Assembly  
Newfoundland and Labrador  
Member Accountability and Disclosure Report  
**Expenditures Summarized by Category**  
01-Dec-20 to 31-Dec-20

**DEMPSTER, LISA, MHA**

Allowance Category	Expenditure Limit for Fiscal Year (Net of HST)	Expenditures Processed 01-Dec-20 to 31-Dec-20 (Net of HST)	Expenditures Year to Date 01-Apr- to 31-Dec-20 (Net of HST)	Funds Available (Net of HST)	Percent Expended to Date
<b>Office Allowances</b>					
Office Accommodations	15,192.00	1,266.00	11,394.00	3,798.00	75.0%
Rental of Short-term Accommodations	--	0.00	0.00	--	--
Office Start-up Costs	--	0.00	0.00	--	--
Office Operations	10,435.00	1,204.08	2,667.58	7,767.42	25.6%
<b>Total Office Allowances</b>		<b>2,470.08</b>	<b>14,061.58</b>		
<b>Operational Resources</b>					
Operational Resources	--	532.77	4,194.37	--	--
<b>Total Operational Resources</b>		<b>532.77</b>	<b>4,194.37</b>		
<b>Travel &amp; Living Allowances</b>					
House in Session	--	1,730.30	10,274.56	--	--
House Not in Session	--	188.97	373.55	--	--
Intra & Extra-Constituency Travel	22,261.00	347.63	3,578.26	18,682.74	16.1%
Helicopter Travel	18,261.00	0.00	0.00	18,261.00	0.0%
<b>Total Travel &amp; Living Allowances</b>		<b>2,266.90</b>	<b>14,226.37</b>		
<b>Constituency Allowance</b>					
Constituency Allowance	2,609.00	0.00	737.84	1,871.16	28.3%
<b>Total Constituency Allowance</b>		<b>0.00</b>	<b>737.84</b>		
<b>Total Expenditures</b>					
		<b>5,269.75</b>	<b>33,220.16</b>		

---- End of Report ----





House of Assembly  
Newfoundland and Labrador  
Member Accountability and Disclosure Report  
**Expenditures Summarized by Category**  
01-Dec-20 to 31-Dec-20

DINN, JIM, MHA

Allowance Category	Expenditure Limit for Fiscal Year (Net of HST)	Expenditures Processed 01-Dec-20 to 31-Dec-20 (Net of HST)	Expenditures Year to Date 01-Apr- to 31-Dec-20 (Net of HST)	Funds Available (Net of HST)	Percent Expended to Date
<b>Office Allowances</b>					
Office Accommodations	--	0.00	0.00	--	--
Rental of Short-term Accommodations	--	0.00	0.00	--	--
Office Start-up Costs	870.00	0.00	0.00	870.00	0.0%
Office Operations	10,435.00	0.00	1,975.35	8,459.65	18.9%
<b>Total Office Allowances</b>		<b>0.00</b>	<b>1,975.35</b>		
<b>Operational Resources</b>					
Operational Resources	--	85.97	703.40	--	--
<b>Total Operational Resources</b>		<b>85.97</b>	<b>703.40</b>		
<b>Travel &amp; Living Allowances</b>					
House in Session	--	0.00	0.00	--	--
House Not in Session	--	0.00	0.00	--	--
Intra & Extra-Constituency Travel	5,217.00	0.00	0.00	5,217.00	0.0%
Helicopter Travel	--	0.00	0.00	--	--
<b>Total Travel &amp; Living Allowances</b>		<b>0.00</b>	<b>0.00</b>		
<b>Constituency Allowance</b>					
Constituency Allowance	2,609.00	0.00	0.00	2,609.00	0.0%
<b>Total Constituency Allowance</b>		<b>0.00</b>	<b>0.00</b>		
<b>Total Expenditures</b>					
		<b>85.97</b>	<b>2,678.75</b>		

---- End of Report ----



House of Assembly  
Newfoundland and Labrador  
Member Accountability and Disclosure Report  
**Expenditures Summarized by Category**  
01-Dec-20 to 31-Dec-20

DINN, PAUL, MHA

Allowance Category	Expenditure Limit for Fiscal Year (Net of HST)	Expenditures Processed 01-Dec-20 to 31-Dec-20 (Net of HST)	Expenditures Year to Date 01-Apr- to 31-Dec-20 (Net of HST)	Funds Available (Net of HST)	Percent Expended to Date
<b>Office Allowances</b>					
Office Accommodations	16,000.00	1,333.33	11,999.97	4,000.03	75.0%
Rental of Short-term Accommodations	--	0.00	0.00	--	--
Office Start-up Costs	--	0.00	0.00	--	--
Office Operations	10,435.00	363.13	5,659.14	4,775.86	54.2%
<b>Total Office Allowances</b>		<b>1,696.46</b>	<b>17,659.11</b>		
<b>Operational Resources</b>					
Operational Resources	--	213.18	3,797.20	--	--
<b>Total Operational Resources</b>		<b>213.18</b>	<b>3,797.20</b>		
<b>Travel &amp; Living Allowances</b>					
House in Session	--	0.00	0.00	--	--
House Not in Session	--	0.00	0.00	--	--
Intra & Extra-Constituency Travel	5,217.00	0.00	0.00	5,217.00	0.0%
Helicopter Travel	--	0.00	0.00	--	--
<b>Total Travel &amp; Living Allowances</b>		<b>0.00</b>	<b>0.00</b>		
<b>Constituency Allowance</b>					
Constituency Allowance	2,609.00	0.00	151.32	2,457.68	5.8%
<b>Total Constituency Allowance</b>		<b>0.00</b>	<b>151.32</b>		
<b>Total Expenditures</b>					
		<b>1,909.64</b>	<b>21,607.63</b>		

---- End of Report ----



House of Assembly  
Newfoundland and Labrador  
Member Accountability and Disclosure Report  
**Expenditures Summarized by Category**  
01-Dec-20 to 31-Dec-20

DWYER, JEFF, MHA

Allowance Category	Expenditure Limit for Fiscal Year (Net of HST)	Expenditures Processed 01-Dec-20 to 31-Dec-20 (Net of HST)	Expenditures Year to Date 01-Apr- to 31-Dec-20 (Net of HST)	Funds Available (Net of HST)	Percent Expended to Date
<b>Office Allowances</b>					
Office Accommodations	16,000.00	1,333.33	11,999.97	4,000.03	75.0%
Rental of Short-term Accommodations	--	0.00	0.00	--	--
Office Start-up Costs	103.00	0.00	0.00	103.00	0.0%
Office Operations	10,435.00	591.79	2,584.25	7,850.75	24.8%
<b>Total Office Allowances</b>		<b>1,925.12</b>	<b>14,584.22</b>		
<b>Operational Resources</b>					
Operational Resources	--	230.13	1,909.18	--	--
<b>Total Operational Resources</b>		<b>230.13</b>	<b>1,909.18</b>		
<b>Travel &amp; Living Allowances</b>					
House in Session	--	0.00	519.26	--	--
House Not in Session	--	1,262.20	5,040.40	--	--
Intra & Extra-Constituency Travel	12,000.00	788.97	2,832.06	9,167.94	23.6%
Helicopter Travel	--	0.00	0.00	--	--
<b>Total Travel &amp; Living Allowances</b>		<b>2,051.17</b>	<b>8,391.72</b>		
<b>Constituency Allowance</b>					
Constituency Allowance	2,609.00	60.51	620.51	1,988.49	23.8%
<b>Total Constituency Allowance</b>		<b>60.51</b>	<b>620.51</b>		
<b>Total Expenditures</b>					
		<b>4,266.93</b>	<b>25,505.63</b>		

---- End of Report ----



House of Assembly  
Newfoundland and Labrador  
Member Accountability and Disclosure Report  
**Expenditures Summarized by Category**  
01-Dec-20 to 31-Dec-20

EVANS, LELA, MHA

Allowance Category	Expenditure Limit for Fiscal Year (Net of HST)	Expenditures Processed 01-Dec-20 to 31-Dec-20 (Net of HST)	Expenditures Year to Date 01-Apr- to 31-Dec-20 (Net of HST)	Funds Available (Net of HST)	Percent Expended to Date
<b>Office Allowances</b>					
Office Accommodations	--	0.00	0.00	--	--
Rental of Short-term Accommodations	--	0.00	0.00	--	--
Office Start-up Costs	870.00	0.00	0.00	870.00	0.0%
Office Operations	10,435.00	119.19	1,616.09	8,818.91	15.5%
<b>Total Office Allowances</b>		<b>119.19</b>	<b>1,616.09</b>		
<b>Operational Resources</b>					
Operational Resources	--	190.57	737.24	--	--
<b>Total Operational Resources</b>		<b>190.57</b>	<b>737.24</b>		
<b>Travel &amp; Living Allowances</b>					
House in Session	--	0.00	2,260.37	--	--
House Not in Session	--	5,265.02	7,383.54	--	--
Intra & Extra-Constituency Travel	18,000.00	760.51	1,168.41	16,831.59	6.5%
Helicopter Travel	9,130.00	0.00	0.00	9,130.00	0.0%
<b>Total Travel &amp; Living Allowances</b>		<b>6,025.53</b>	<b>10,812.32</b>		
<b>Constituency Allowance</b>					
Constituency Allowance	2,609.00	0.00	0.00	2,609.00	0.0%
<b>Total Constituency Allowance</b>		<b>0.00</b>	<b>0.00</b>		
<b>Total Expenditures</b>					
		<b>6,335.29</b>	<b>13,165.65</b>		

---- End of Report ----



House of Assembly  
Newfoundland and Labrador  
Member Accountability and Disclosure Report  
**Expenditures Summarized by Category**  
01-Dec-20 to 31-Dec-20

FORSEY, PLEAMAN, MHA

Allowance Category	Expenditure Limit for Fiscal Year (Net of HST)	Expenditures Processed 01-Dec-20 to 31-Dec-20 (Net of HST)	Expenditures Year to Date 01-Apr- to 31-Dec-20 (Net of HST)	Funds Available (Net of HST)	Percent Expended to Date
<b>Office Allowances</b>					
Office Accommodations	19,200.00	1,600.00	14,400.00	4,800.00	75.0%
Rental of Short-term Accommodations	--	0.00	0.00	--	--
Office Start-up Costs	814.00	0.00	0.00	814.00	0.0%
Office Operations	10,435.00	242.43	2,863.70	7,571.30	27.4%
<b>Total Office Allowances</b>		<b>1,842.43</b>	<b>17,263.70</b>		
<b>Operational Resources</b>					
Operational Resources	--	647.22	4,710.21	--	--
<b>Total Operational Resources</b>		<b>647.22</b>	<b>4,710.21</b>		
<b>Travel &amp; Living Allowances</b>					
House in Session	--	564.30	4,203.31	--	--
House Not in Session	--	290.91	1,741.45	--	--
Intra & Extra-Constituency Travel	9,391.00	442.01	955.42	8,435.58	10.2%
Helicopter Travel	--	0.00	0.00	--	--
<b>Total Travel &amp; Living Allowances</b>		<b>1,297.22</b>	<b>6,900.18</b>		
<b>Constituency Allowance</b>					
Constituency Allowance	2,609.00	0.00	331.14	2,277.86	12.7%
<b>Total Constituency Allowance</b>		<b>0.00</b>	<b>331.14</b>		
<b>Total Expenditures</b>					
		<b>3,786.87</b>	<b>29,205.23</b>		

---- End of Report ----



House of Assembly  
Newfoundland and Labrador  
Member Accountability and Disclosure Report  
**Expenditures Summarized by Category**  
01-Dec-20 to 31-Dec-20

FUREY, ANDREW, MHA

Allowance Category	Expenditure Limit for Fiscal Year (Net of HST)	Expenditures Processed 01-Dec-20 to 31-Dec-20 (Net of HST)	Expenditures Year to Date 01-Apr- to 31-Dec-20 (Net of HST)	Funds Available (Net of HST)	Percent Expended to Date
<b>Office Allowances</b>					
Office Accommodations	5,125.00	1,025.00	2,050.00	3,075.00	40.0%
Rental of Short-term Accommodations	--	0.00	0.00	--	--
Office Start-up Costs	870.00	0.00	0.00	870.00	0.0%
Office Operations	5,061.00	0.00	591.25	4,469.75	11.7%
<b>Total Office Allowances</b>		<b>1,025.00</b>	<b>2,641.25</b>		
<b>Operational Resources</b>					
Operational Resources	--	268.64	514.20	--	--
<b>Total Operational Resources</b>		<b>268.64</b>	<b>514.20</b>		
<b>Travel &amp; Living Allowances</b>					
House in Session	--	0.00	0.00	--	--
House Not in Session	--	560.40	1,142.73	--	--
Intra & Extra-Constituency Travel	5,314.00	0.00	0.00	5,314.00	0.0%
Helicopter Travel	--	0.00	0.00	--	--
<b>Total Travel &amp; Living Allowances</b>		<b>560.40</b>	<b>1,142.73</b>		
<b>Constituency Allowance</b>					
Constituency Allowance	1,266.00	0.00	0.00	1,266.00	0.0%
<b>Total Constituency Allowance</b>		<b>0.00</b>	<b>0.00</b>		
<b>Total Expenditures</b>		<b>1,854.04</b>	<b>4,298.18</b>		

---- End of Report ----



House of Assembly  
Newfoundland and Labrador  
Member Accountability and Disclosure Report  
**Expenditures Summarized by Category**  
01-Dec-20 to 31-Dec-20

Gambin - Walsh, Sherry, MHA

Allowance Category	Expenditure Limit for Fiscal Year (Net of HST)	Expenditures Processed 01-Dec-20 to 31-Dec-20 (Net of HST)	Expenditures Year to Date 01-Apr- to 31-Dec-20 (Net of HST)	Funds Available (Net of HST)	Percent Expended to Date
<b>Office Allowances</b>					
Office Accommodations	19,000.00	1,583.34	14,250.04	4,749.96	75.0%
Rental of Short-term Accommodations	--	0.00	0.00	--	--
Office Start-up Costs	--	0.00	0.00	--	--
Office Operations	10,435.00	1,022.53	8,700.79	1,734.21	83.4%
<b>Total Office Allowances</b>		<b>2,605.87</b>	<b>22,950.83</b>		
<b>Operational Resources</b>					
Operational Resources	--	583.29	6,436.73	--	--
<b>Total Operational Resources</b>		<b>583.29</b>	<b>6,436.73</b>		
<b>Travel &amp; Living Allowances</b>					
House in Session	--	2,252.75	3,562.67	--	--
House Not in Session	--	0.00	0.00	--	--
Intra & Extra-Constituency Travel	10,000.00	892.17	3,713.94	6,286.06	37.1%
Helicopter Travel	--	0.00	0.00	--	--
<b>Total Travel &amp; Living Allowances</b>		<b>3,144.92</b>	<b>7,276.61</b>		
<b>Constituency Allowance</b>					
Constituency Allowance	2,609.00	0.00	1,409.04	1,199.96	54.0%
<b>Total Constituency Allowance</b>		<b>0.00</b>	<b>1,409.04</b>		
<b>Total Expenditures</b>					
		<b>6,334.08</b>	<b>38,073.21</b>		

---- End of Report ----



House of Assembly  
Newfoundland and Labrador  
Member Accountability and Disclosure Report  
**Expenditures Summarized by Category**  
01-Dec-20 to 31-Dec-20

Haggie, John, MHA

Allowance Category	Expenditure Limit for Fiscal Year (Net of HST)	Expenditures Processed 01-Dec-20 to 31-Dec-20 (Net of HST)	Expenditures Year to Date 01-Apr- to 31-Dec-20 (Net of HST)	Funds Available (Net of HST)	Percent Expended to Date
<b>Office Allowances</b>					
Office Accommodations	--	0.00	0.00	--	--
Rental of Short-term Accommodations	--	0.00	0.00	--	--
Office Start-up Costs	--	0.00	0.00	--	--
Office Operations	10,435.00	3,268.36	5,787.87	4,647.13	55.5%
<b>Total Office Allowances</b>		<b>3,268.36</b>	<b>5,787.87</b>		
<b>Operational Resources</b>					
Operational Resources	--	201.82	1,619.71	--	--
<b>Total Operational Resources</b>		<b>201.82</b>	<b>1,619.71</b>		
<b>Travel &amp; Living Allowances</b>					
House in Session	--	0.00	8,163.40	--	--
House Not in Session	--	0.00	0.00	--	--
Intra & Extra-Constituency Travel	6,696.00	43.43	80.80	6,615.20	1.2%
Helicopter Travel	--	0.00	0.00	--	--
<b>Total Travel &amp; Living Allowances</b>		<b>43.43</b>	<b>8,244.20</b>		
<b>Constituency Allowance</b>					
Constituency Allowance	2,609.00	49.50	114.49	2,494.51	4.4%
<b>Total Constituency Allowance</b>		<b>49.50</b>	<b>114.49</b>		
<b>Total Expenditures</b>					
		<b>3,563.11</b>	<b>15,766.27</b>		

---- End of Report ----





House of Assembly  
Newfoundland and Labrador  
Member Accountability and Disclosure Report  
**Expenditures Summarized by Category**  
01-Dec-20 to 31-Dec-20

Haley, Carol Anne, MHA

Allowance Category	Expenditure Limit for Fiscal Year (Net of HST)	Expenditures Processed 01-Dec-20 to 31-Dec-20 (Net of HST)	Expenditures Year to Date 01-Apr- to 31-Dec-20 (Net of HST)	Funds Available (Net of HST)	Percent Expended to Date
<b>Office Allowances</b>					
Office Accommodations	15,545.00	1,295.36	11,658.24	3,886.76	75.0%
Rental of Short-term Accommodations	--	0.00	0.00	--	--
Office Start-up Costs	--	0.00	0.00	--	--
Office Operations	10,435.00	125.12	1,518.02	8,916.98	14.5%
<b>Total Office Allowances</b>		<b>1,420.48</b>	<b>13,176.26</b>		
<b>Operational Resources</b>					
Operational Resources	--	377.89	4,437.07	--	--
<b>Total Operational Resources</b>		<b>377.89</b>	<b>4,437.07</b>		
<b>Travel &amp; Living Allowances</b>					
House in Session	--	5,141.80	9,685.90	--	--
House Not in Session	--	1,288.74	3,922.21	--	--
Intra & Extra-Constituency Travel	11,043.00	599.70	2,397.75	8,645.25	21.7%
Helicopter Travel	--	0.00	0.00	--	--
<b>Total Travel &amp; Living Allowances</b>		<b>7,030.24</b>	<b>16,005.86</b>		
<b>Constituency Allowance</b>					
Constituency Allowance	2,609.00	0.00	43.86	2,565.14	1.7%
<b>Total Constituency Allowance</b>		<b>0.00</b>	<b>43.86</b>		
<b>Total Expenditures</b>					
		<b>8,828.61</b>	<b>33,663.05</b>		

---- End of Report ----



House of Assembly  
Newfoundland and Labrador  
Member Accountability and Disclosure Report  
**Expenditures Summarized by Category**  
01-Dec-20 to 31-Dec-20

JOYCE, EDDIE, MHA

Allowance Category	Expenditure Limit for Fiscal Year (Net of HST)	Expenditures Processed 01-Dec-20 to 31-Dec-20 (Net of HST)	Expenditures Year to Date 01-Apr- to 31-Dec-20 (Net of HST)	Funds Available (Net of HST)	Percent Expended to Date
<b>Office Allowances</b>					
Office Accommodations	--	0.00	0.00	--	--
Rental of Short-term Accommodations	--	0.00	0.00	--	--
Office Start-up Costs	--	0.00	0.00	--	--
Office Operations	10,435.00	345.46	3,451.27	6,983.73	33.1%
<b>Total Office Allowances</b>		<b>345.46</b>	<b>3,451.27</b>		
<b>Operational Resources</b>					
Operational Resources	--	212.01	1,711.46	--	--
<b>Total Operational Resources</b>		<b>212.01</b>	<b>1,711.46</b>		
<b>Travel &amp; Living Allowances</b>					
House in Session	--	1,409.18	11,934.63	--	--
House Not in Session	--	0.00	1,818.59	--	--
Intra & Extra-Constituency Travel	10,870.00	861.35	4,597.72	6,272.28	42.3%
Helicopter Travel	--	0.00	0.00	--	--
<b>Total Travel &amp; Living Allowances</b>		<b>2,270.53</b>	<b>18,350.94</b>		
<b>Constituency Allowance</b>					
Constituency Allowance	2,609.00	120.82	480.80	2,128.20	18.4%
<b>Total Constituency Allowance</b>		<b>120.82</b>	<b>480.80</b>		
<b>Total Expenditures</b>					
		<b>2,948.82</b>	<b>23,994.47</b>		

---- End of Report ----



House of Assembly  
Newfoundland and Labrador  
Member Accountability and Disclosure Report  
**Expenditures Summarized by Category**  
01-Dec-20 to 31-Dec-20

LANE, PAUL, MHA

Allowance Category	Expenditure Limit for Fiscal Year (Net of HST)	Expenditures Processed 01-Dec-20 to 31-Dec-20 (Net of HST)	Expenditures Year to Date 01-Apr- to 31-Dec-20 (Net of HST)	Funds Available (Net of HST)	Percent Expended to Date
<b>Office Allowances</b>					
Office Accommodations	--	0.00	0.00	--	--
Rental of Short-term Accommodations	--	0.00	0.00	--	--
Office Start-up Costs	--	0.00	0.00	--	--
Office Operations	10,435.00	224.50	7,533.38	2,901.62	72.2%
<b>Total Office Allowances</b>		<b>224.50</b>	<b>7,533.38</b>		
<b>Operational Resources</b>					
Operational Resources	--	101.38	3,833.29	--	--
<b>Total Operational Resources</b>		<b>101.38</b>	<b>3,833.29</b>		
<b>Travel &amp; Living Allowances</b>					
House in Session	--	0.00	0.00	--	--
House Not in Session	--	0.00	0.00	--	--
Intra & Extra-Constituency Travel	5,217.00	142.79	643.58	4,573.42	12.3%
Helicopter Travel	--	0.00	0.00	--	--
<b>Total Travel &amp; Living Allowances</b>		<b>142.79</b>	<b>643.58</b>		
<b>Constituency Allowance</b>					
Constituency Allowance	2,609.00	0.00	123.31	2,485.69	4.7%
<b>Total Constituency Allowance</b>		<b>0.00</b>	<b>123.31</b>		
<b>Total Expenditures</b>					
		<b>468.67</b>	<b>12,133.56</b>		

---- End of Report ----



House of Assembly  
Newfoundland and Labrador  
Member Accountability and Disclosure Report  
**Expenditures Summarized by Category**  
01-Dec-20 to 31-Dec-20

LESTER, JIM, MHA

Allowance Category	Expenditure Limit for Fiscal Year (Net of HST)	Expenditures Processed 01-Dec-20 to 31-Dec-20 (Net of HST)	Expenditures Year to Date 01-Apr- to 31-Dec-20 (Net of HST)	Funds Available (Net of HST)	Percent Expended to Date
<b>Office Allowances</b>					
Office Accommodations	--	0.00	0.00	--	--
Rental of Short-term Accommodations	--	0.00	0.00	--	--
Office Start-up Costs	--	0.00	0.00	--	--
Office Operations	10,435.00	0.00	0.00	10,435.00	0.0%
<b>Total Office Allowances</b>		<b>0.00</b>	<b>0.00</b>		
<b>Operational Resources</b>					
Operational Resources	--	99.45	810.60	--	--
<b>Total Operational Resources</b>		<b>99.45</b>	<b>810.60</b>		
<b>Travel &amp; Living Allowances</b>					
House in Session	--	0.00	0.00	--	--
House Not in Session	--	0.00	0.00	--	--
Intra & Extra-Constituency Travel	5,217.00	0.00	0.00	5,217.00	0.0%
Helicopter Travel	--	0.00	0.00	--	--
<b>Total Travel &amp; Living Allowances</b>		<b>0.00</b>	<b>0.00</b>		
<b>Constituency Allowance</b>					
Constituency Allowance	2,609.00	0.00	70.00	2,539.00	2.7%
<b>Total Constituency Allowance</b>		<b>0.00</b>	<b>70.00</b>		
<b>Total Expenditures</b>					
		<b>99.45</b>	<b>880.60</b>		

---- End of Report ----



House of Assembly  
Newfoundland and Labrador  
Member Accountability and Disclosure Report  
**Expenditures Summarized by Category**  
01-Dec-20 to 31-Dec-20

LOVELESS, ELVIS, MHA

Allowance Category	Expenditure Limit for Fiscal Year (Net of HST)	Expenditures Processed 01-Dec-20 to 31-Dec-20 (Net of HST)	Expenditures Year to Date 01-Apr- to 31-Dec-20 (Net of HST)	Funds Available (Net of HST)	Percent Expended to Date
<b>Office Allowances</b>					
Office Accommodations	11,700.00	975.00	8,775.00	2,925.00	75.0%
Rental of Short-term Accommodations	--	0.00	0.00	--	--
Office Start-up Costs	562.00	0.00	0.00	562.00	0.0%
Office Operations	10,435.00	1,307.67	1,853.95	8,581.05	17.8%
<b>Total Office Allowances</b>		<b>2,282.67</b>	<b>10,628.95</b>		
<b>Operational Resources</b>					
Operational Resources	--	230.69	1,849.39	--	--
<b>Total Operational Resources</b>		<b>230.69</b>	<b>1,849.39</b>		
<b>Travel &amp; Living Allowances</b>					
House in Session	--	1,008.77	3,917.11	--	--
House Not in Session	--	583.33	4,545.66	--	--
Intra & Extra-Constituency Travel	14,174.00	0.00	2,027.48	12,146.52	14.3%
Helicopter Travel	21,391.00	0.00	2,608.70	18,782.30	12.2%
<b>Total Travel &amp; Living Allowances</b>		<b>1,592.10</b>	<b>13,098.95</b>		
<b>Constituency Allowance</b>					
Constituency Allowance	2,609.00	65.00	65.00	2,544.00	2.5%
<b>Total Constituency Allowance</b>		<b>65.00</b>	<b>65.00</b>		
<b>Total Expenditures</b>					
		<b>4,170.46</b>	<b>25,642.29</b>		

---- End of Report ----



House of Assembly  
Newfoundland and Labrador  
Member Accountability and Disclosure Report  
**Expenditures Summarized by Category**  
01-Dec-20 to 31-Dec-20

**MITCHELMORE, CHRISTOPHER, MHA**

Allowance Category	Expenditure Limit for Fiscal Year (Net of HST)	Expenditures Processed 01-Dec-20 to 31-Dec-20 (Net of HST)	Expenditures Year to Date 01-Apr- to 31-Dec-20 (Net of HST)	Funds Available (Net of HST)	Percent Expended to Date
<b>Office Allowances</b>					
Office Accommodations	--	0.00	0.00	--	--
Rental of Short-term Accommodations	--	0.00	0.00	--	--
Office Start-up Costs	--	0.00	0.00	--	--
Office Operations	10,435.00	0.00	191.79	10,243.21	1.8%
<b>Total Office Allowances</b>		<b>0.00</b>	<b>191.79</b>		
<b>Operational Resources</b>					
Operational Resources	--	237.01	1,945.15	--	--
<b>Total Operational Resources</b>		<b>237.01</b>	<b>1,945.15</b>		
<b>Travel &amp; Living Allowances</b>					
House in Session	--	0.00	10,197.36	--	--
House Not in Session	--	1,166.23	3,491.37	--	--
Intra & Extra-Constituency Travel	10,609.00	117.95	3,591.47	7,017.53	33.9%
Helicopter Travel	--	0.00	0.00	--	--
<b>Total Travel &amp; Living Allowances</b>		<b>1,284.18</b>	<b>17,280.20</b>		
<b>Constituency Allowance</b>					
Constituency Allowance	2,609.00	295.00	316.93	2,292.07	12.1%
<b>Total Constituency Allowance</b>		<b>295.00</b>	<b>316.93</b>		
<b>Total Expenditures</b>					
		<b>1,816.19</b>	<b>19,734.07</b>		

---- End of Report ----



House of Assembly  
Newfoundland and Labrador  
Member Accountability and Disclosure Report  
**Expenditures Summarized by Category**  
01-Dec-20 to 31-Dec-20

**O'DRISCOLL, LOYOLA, MHA**

Allowance Category	Expenditure Limit for Fiscal Year (Net of HST)	Expenditures Processed 01-Dec-20 to 31-Dec-20 (Net of HST)	Expenditures Year to Date 01-Apr- to 31-Dec-20 (Net of HST)	Funds Available (Net of HST)	Percent Expended to Date
<b>Office Allowances</b>					
Office Accommodations	--	0.00	0.00	--	--
Rental of Short-term Accommodations	--	0.00	0.00	--	--
Office Start-up Costs	682.00	0.00	0.00	682.00	0.0%
Office Operations	10,435.00	967.47	4,095.22	6,339.78	39.2%
<b>Total Office Allowances</b>		<b>967.47</b>	<b>4,095.22</b>		
<b>Operational Resources</b>					
Operational Resources	--	107.56	3,090.18	--	--
<b>Total Operational Resources</b>		<b>107.56</b>	<b>3,090.18</b>		
<b>Travel &amp; Living Allowances</b>					
House in Session	--	0.00	0.00	--	--
House Not in Session	--	0.00	0.00	--	--
Intra & Extra-Constituency Travel	8,783.00	537.48	2,370.75	6,412.25	27.0%
Helicopter Travel	--	0.00	0.00	--	--
<b>Total Travel &amp; Living Allowances</b>		<b>537.48</b>	<b>2,370.75</b>		
<b>Constituency Allowance</b>					
Constituency Allowance	2,609.00	0.00	0.00	2,609.00	0.0%
<b>Total Constituency Allowance</b>		<b>0.00</b>	<b>0.00</b>		
<b>Total Expenditures</b>		<b>1,612.51</b>	<b>9,556.15</b>		

---- End of Report ----



House of Assembly  
Newfoundland and Labrador  
Member Accountability and Disclosure Report  
**Expenditures Summarized by Category**  
01-Dec-20 to 31-Dec-20

OSBORNE, TOM, MHA

Allowance Category	Expenditure Limit for Fiscal Year (Net of HST)	Expenditures Processed 01-Dec-20 to 31-Dec-20 (Net of HST)	Expenditures Year to Date 01-Apr- to 31-Dec-20 (Net of HST)	Funds Available (Net of HST)	Percent Expended to Date
<b>Office Allowances</b>					
Office Accommodations	--	0.00	0.00	--	--
Rental of Short-term Accommodations	--	0.00	0.00	--	--
Office Start-up Costs	--	0.00	0.00	--	--
Office Operations	10,435.00	301.64	2,090.57	8,344.43	20.0%
<b>Total Office Allowances</b>		<b>301.64</b>	<b>2,090.57</b>		
<b>Operational Resources</b>					
Operational Resources	--	67.75	1,951.99	--	--
<b>Total Operational Resources</b>		<b>67.75</b>	<b>1,951.99</b>		
<b>Travel &amp; Living Allowances</b>					
House in Session	--	0.00	0.00	--	--
House Not in Session	--	0.00	0.00	--	--
Intra & Extra-Constituency Travel	5,217.00	0.00	0.00	5,217.00	0.0%
Helicopter Travel	--	0.00	0.00	--	--
<b>Total Travel &amp; Living Allowances</b>		<b>0.00</b>	<b>0.00</b>		
<b>Constituency Allowance</b>					
Constituency Allowance	2,609.00	0.00	0.00	2,609.00	0.0%
<b>Total Constituency Allowance</b>		<b>0.00</b>	<b>0.00</b>		
<b>Total Expenditures</b>					
		<b>369.39</b>	<b>4,042.56</b>		

---- End of Report ----





House of Assembly  
Newfoundland and Labrador  
Member Accountability and Disclosure Report  
**Expenditures Summarized by Category**  
01-Dec-20 to 31-Dec-20

**PARDY, CRAIG, MHA**

Allowance Category	Expenditure Limit for Fiscal Year (Net of HST)	Expenditures Processed 01-Dec-20 to 31-Dec-20 (Net of HST)	Expenditures Year to Date 01-Apr- to 31-Dec-20 (Net of HST)	Funds Available (Net of HST)	Percent Expended to Date
<b>Office Allowances</b>					
Office Accommodations	17,700.00	1,475.00	13,275.00	4,425.00	75.0%
Rental of Short-term Accommodations	--	0.00	0.00	--	--
Office Start-up Costs	215.00	0.00	53.30	161.70	24.8%
Office Operations	10,435.00	39.23	1,560.66	8,874.34	15.0%
<b>Total Office Allowances</b>		<b>1,514.23</b>	<b>14,888.96</b>		
<b>Operational Resources</b>					
Operational Resources	--	417.81	3,395.74	--	--
<b>Total Operational Resources</b>		<b>417.81</b>	<b>3,395.74</b>		
<b>Travel &amp; Living Allowances</b>					
House in Session	--	0.00	2,002.86	--	--
House Not in Session	--	0.00	2,018.15	--	--
Intra & Extra-Constituency Travel	9,739.00	0.00	4,879.95	4,859.05	50.1%
Helicopter Travel	--	0.00	0.00	--	--
<b>Total Travel &amp; Living Allowances</b>		<b>0.00</b>	<b>8,900.96</b>		
<b>Constituency Allowance</b>					
Constituency Allowance	2,609.00	190.00	302.50	2,306.50	11.6%
<b>Total Constituency Allowance</b>		<b>190.00</b>	<b>302.50</b>		
<b>Total Expenditures</b>					
		<b>2,122.04</b>	<b>27,488.16</b>		

---- End of Report ----



House of Assembly  
Newfoundland and Labrador  
Member Accountability and Disclosure Report  
**Expenditures Summarized by Category**  
01-Dec-20 to 31-Dec-20

PARROTT, LLOYD, MHA

Allowance Category	Expenditure Limit for Fiscal Year (Net of HST)	Expenditures Processed 01-Dec-20 to 31-Dec-20 (Net of HST)	Expenditures Year to Date 01-Apr- to 31-Dec-20 (Net of HST)	Funds Available (Net of HST)	Percent Expended to Date
<b>Office Allowances</b>					
Office Accommodations	10,960.00	913.33	8,219.97	2,740.03	75.0%
Rental of Short-term Accommodations	--	0.00	0.00	--	--
Office Start-up Costs	305.00	0.00	0.00	305.00	0.0%
Office Operations	10,435.00	80.74	2,198.29	8,236.71	21.1%
<b>Total Office Allowances</b>		<b>994.07</b>	<b>10,418.26</b>		
<b>Operational Resources</b>					
Operational Resources	--	281.54	3,551.25	--	--
<b>Total Operational Resources</b>		<b>281.54</b>	<b>3,551.25</b>		
<b>Travel &amp; Living Allowances</b>					
House in Session	--	820.98	7,757.53	--	--
House Not in Session	--	574.88	3,435.18	--	--
Intra & Extra-Constituency Travel	11,043.00	423.94	3,038.87	8,004.13	27.5%
Helicopter Travel	--	0.00	0.00	--	--
<b>Total Travel &amp; Living Allowances</b>		<b>1,819.80</b>	<b>14,231.58</b>		
<b>Constituency Allowance</b>					
Constituency Allowance	2,609.00	0.00	1,273.00	1,336.00	48.8%
<b>Total Constituency Allowance</b>		<b>0.00</b>	<b>1,273.00</b>		
<b>Total Expenditures</b>					
		<b>3,095.41</b>	<b>29,474.09</b>		

---- End of Report ----



House of Assembly  
Newfoundland and Labrador  
Member Accountability and Disclosure Report  
**Expenditures Summarized by Category**  
01-Dec-20 to 31-Dec-20

**PARSONS, ANDREW, MHA**

Allowance Category	Expenditure Limit for Fiscal Year (Net of HST)	Expenditures Processed 01-Dec-20 to 31-Dec-20 (Net of HST)	Expenditures Year to Date 01-Apr- to 31-Dec-20 (Net of HST)	Funds Available (Net of HST)	Percent Expended to Date
<b>Office Allowances</b>					
Office Accommodations	13,200.00	1,100.00	9,900.00	3,300.00	75.0%
Rental of Short-term Accommodations	--	0.00	0.00	--	--
Office Start-up Costs	--	0.00	0.00	--	--
Office Operations	10,435.00	319.83	3,412.01	7,022.99	32.7%
<b>Total Office Allowances</b>		<b>1,419.83</b>	<b>13,312.01</b>		
<b>Operational Resources</b>					
Operational Resources	--	375.03	4,267.38	--	--
<b>Total Operational Resources</b>		<b>375.03</b>	<b>4,267.38</b>		
<b>Travel &amp; Living Allowances</b>					
House in Session	--	1,755.33	10,498.30	--	--
House Not in Session	--	201.50	201.50	--	--
Intra & Extra-Constituency Travel	9,826.00	220.44	1,409.22	8,416.78	14.3%
Helicopter Travel	18,261.00	0.00	0.00	18,261.00	0.0%
<b>Total Travel &amp; Living Allowances</b>		<b>2,177.27</b>	<b>12,109.02</b>		
<b>Constituency Allowance</b>					
Constituency Allowance	2,609.00	75.00	208.05	2,400.95	8.0%
<b>Total Constituency Allowance</b>		<b>75.00</b>	<b>208.05</b>		
<b>Total Expenditures</b>					
		<b>4,047.13</b>	<b>29,896.46</b>		

---- End of Report ----



House of Assembly  
Newfoundland and Labrador  
Member Accountability and Disclosure Report  
**Expenditures Summarized by Category**  
01-Dec-20 to 31-Dec-20

**PARSONS, KEVIN, MHA**

Allowance Category	Expenditure Limit for Fiscal Year (Net of HST)	Expenditures Processed 01-Dec-20 to 31-Dec-20 (Net of HST)	Expenditures Year to Date 01-Apr- to 31-Dec-20 (Net of HST)	Funds Available (Net of HST)	Percent Expended to Date
<b>Office Allowances</b>					
Office Accommodations	--	0.00	0.00	--	--
Rental of Short-term Accommodations	--	0.00	0.00	--	--
Office Start-up Costs	--	0.00	0.00	--	--
Office Operations	10,435.00	4.09	1,846.42	8,588.58	17.7%
<b>Total Office Allowances</b>		<b>4.09</b>	<b>1,846.42</b>		
<b>Operational Resources</b>					
Operational Resources	--	90.90	760.49	--	--
<b>Total Operational Resources</b>		<b>90.90</b>	<b>760.49</b>		
<b>Travel &amp; Living Allowances</b>					
House in Session	--	0.00	0.00	--	--
House Not in Session	--	0.00	0.00	--	--
Intra & Extra-Constituency Travel	6,261.00	0.00	0.00	6,261.00	0.0%
Helicopter Travel	--	0.00	0.00	--	--
<b>Total Travel &amp; Living Allowances</b>		<b>0.00</b>	<b>0.00</b>		
<b>Constituency Allowance</b>					
Constituency Allowance	2,609.00	0.00	0.00	2,609.00	0.0%
<b>Total Constituency Allowance</b>		<b>0.00</b>	<b>0.00</b>		
<b>Total Expenditures</b>					
		<b>94.99</b>	<b>2,606.91</b>		

---- End of Report ----



House of Assembly  
Newfoundland and Labrador  
Member Accountability and Disclosure Report  
**Expenditures Summarized by Category**  
01-Dec-20 to 31-Dec-20

Parsons, Pam, MHA

Allowance Category	Expenditure Limit for Fiscal Year (Net of HST)	Expenditures Processed 01-Dec-20 to 31-Dec-20 (Net of HST)	Expenditures Year to Date 01-Apr- to 31-Dec-20 (Net of HST)	Funds Available (Net of HST)	Percent Expended to Date
<b>Office Allowances</b>					
Office Accommodations	14,507.00	1,208.91	10,880.19	3,626.81	75.0%
Rental of Short-term Accommodations	--	0.00	0.00	--	--
Office Start-up Costs	--	0.00	0.00	--	--
Office Operations	10,435.00	1,664.24	6,158.88	4,276.12	59.0%
<b>Total Office Allowances</b>		<b>2,873.15</b>	<b>17,039.07</b>		
<b>Operational Resources</b>					
Operational Resources	--	1,795.46	6,248.01	--	--
<b>Total Operational Resources</b>		<b>1,795.46</b>	<b>6,248.01</b>		
<b>Travel &amp; Living Allowances</b>					
House in Session	--	253.76	3,311.92	--	--
House Not in Session	--	686.35	1,978.05	--	--
Intra & Extra-Constituency Travel	6,696.00	67.94	432.30	6,263.70	6.5%
Helicopter Travel	--	0.00	0.00	--	--
<b>Total Travel &amp; Living Allowances</b>		<b>1,008.05</b>	<b>5,722.27</b>		
<b>Constituency Allowance</b>					
Constituency Allowance	2,609.00	0.00	0.00	2,609.00	0.0%
<b>Total Constituency Allowance</b>		<b>0.00</b>	<b>0.00</b>		
<b>Total Expenditures</b>					
		<b>5,676.66</b>	<b>29,009.35</b>		

---- End of Report ----



House of Assembly  
Newfoundland and Labrador  
Member Accountability and Disclosure Report  
**Expenditures Summarized by Category**  
01-Dec-20 to 31-Dec-20

Petten, Barry, MHA

Allowance Category	Expenditure Limit for Fiscal Year (Net of HST)	Expenditures Processed 01-Dec-20 to 31-Dec-20 (Net of HST)	Expenditures Year to Date 01-Apr- to 31-Dec-20 (Net of HST)	Funds Available (Net of HST)	Percent Expended to Date
<b>Office Allowances</b>					
Office Accommodations	14,280.00	1,190.00	10,710.00	3,570.00	75.0%
Rental of Short-term Accommodations	--	0.00	0.00	--	--
Office Start-up Costs	--	0.00	0.00	--	--
Office Operations	10,435.00	1,166.47	4,855.06	5,579.94	46.5%
<b>Total Office Allowances</b>		<b>2,356.47</b>	<b>15,565.06</b>		
<b>Operational Resources</b>					
Operational Resources	--	376.13	4,729.56	--	--
<b>Total Operational Resources</b>		<b>376.13</b>	<b>4,729.56</b>		
<b>Travel &amp; Living Allowances</b>					
House in Session	--	0.00	0.00	--	--
House Not in Session	--	0.00	0.00	--	--
Intra & Extra-Constituency Travel	5,304.00	0.00	0.00	5,304.00	0.0%
Helicopter Travel	--	0.00	0.00	--	--
<b>Total Travel &amp; Living Allowances</b>		<b>0.00</b>	<b>0.00</b>		
<b>Constituency Allowance</b>					
Constituency Allowance	2,609.00	0.00	0.00	2,609.00	0.0%
<b>Total Constituency Allowance</b>		<b>0.00</b>	<b>0.00</b>		
<b>Total Expenditures</b>		<b>2,732.60</b>	<b>20,294.62</b>		

---- End of Report ----



House of Assembly  
Newfoundland and Labrador  
Member Accountability and Disclosure Report  
**Expenditures Summarized by Category**  
01-Dec-20 to 31-Dec-20

REID, SCOTT, MHA

Allowance Category	Expenditure Limit for Fiscal Year (Net of HST)	Expenditures Processed 01-Dec-20 to 31-Dec-20 (Net of HST)	Expenditures Year to Date 01-Apr- to 31-Dec-20 (Net of HST)	Funds Available (Net of HST)	Percent Expended to Date
<b>Office Allowances</b>					
Office Accommodations	--	0.00	0.00	--	--
Rental of Short-term Accommodations	--	0.00	0.00	--	--
Office Start-up Costs	--	0.00	0.00	--	--
Office Operations	10,435.00	2,867.56	8,301.48	2,133.52	79.6%
<b>Total Office Allowances</b>		<b>2,867.56</b>	<b>8,301.48</b>		
<b>Operational Resources</b>					
Operational Resources	--	405.18	3,261.15	--	--
<b>Total Operational Resources</b>		<b>405.18</b>	<b>3,261.15</b>		
<b>Travel &amp; Living Allowances</b>					
House in Session	--	1,107.66	8,437.88	--	--
House Not in Session	--	887.26	3,568.01	--	--
Intra & Extra-Constituency Travel	7,304.00	280.16	1,683.22	5,620.78	23.0%
Helicopter Travel	--	0.00	0.00	--	--
<b>Total Travel &amp; Living Allowances</b>		<b>2,275.08</b>	<b>13,689.11</b>		
<b>Constituency Allowance</b>					
Constituency Allowance	2,609.00	0.00	63.04	2,545.96	2.4%
<b>Total Constituency Allowance</b>		<b>0.00</b>	<b>63.04</b>		
<b>Total Expenditures</b>					
		<b>5,547.82</b>	<b>25,314.78</b>		

---- End of Report ----



House of Assembly  
Newfoundland and Labrador  
Member Accountability and Disclosure Report  
**Expenditures Summarized by Category**  
01-Dec-20 to 31-Dec-20

**STOODLEY, SARAH, MHA**

Allowance Category	Expenditure Limit for Fiscal Year (Net of HST)	Expenditures Processed 01-Dec-20 to 31-Dec-20 (Net of HST)	Expenditures Year to Date 01-Apr- to 31-Dec-20 (Net of HST)	Funds Available (Net of HST)	Percent Expended to Date
<b>Office Allowances</b>					
Office Accommodations	--	0.00	0.00	--	--
Rental of Short-term Accommodations	--	0.00	0.00	--	--
Office Start-up Costs	870.00	0.00	0.00	870.00	0.0%
Office Operations	10,435.00	830.15	2,142.88	8,292.12	20.5%
<b>Total Office Allowances</b>		<b>830.15</b>	<b>2,142.88</b>		
<b>Operational Resources</b>					
Operational Resources	--	40.00	595.01	--	--
<b>Total Operational Resources</b>		<b>40.00</b>	<b>595.01</b>		
<b>Travel &amp; Living Allowances</b>					
House in Session	--	0.00	0.00	--	--
House Not in Session	--	0.00	0.00	--	--
Intra & Extra-Constituency Travel	5,217.00	0.00	42.11	5,174.89	0.8%
Helicopter Travel	--	0.00	0.00	--	--
<b>Total Travel &amp; Living Allowances</b>		<b>0.00</b>	<b>42.11</b>		
<b>Constituency Allowance</b>					
Constituency Allowance	2,609.00	37.30	435.26	2,173.74	16.7%
<b>Total Constituency Allowance</b>		<b>37.30</b>	<b>435.26</b>		
<b>Total Expenditures</b>					
		<b>907.45</b>	<b>3,215.26</b>		

---- End of Report ----





House of Assembly  
Newfoundland and Labrador  
Member Accountability and Disclosure Report  
**Expenditures Summarized by Category**  
01-Dec-20 to 31-Dec-20

TIBBS, CHRIS, MHA

Allowance Category	Expenditure Limit for Fiscal Year (Net of HST)	Expenditures Processed 01-Dec-20 to 31-Dec-20 (Net of HST)	Expenditures Year to Date 01-Apr- to 31-Dec-20 (Net of HST)	Funds Available (Net of HST)	Percent Expended to Date
<b>Office Allowances</b>					
Office Accommodations	--	0.00	0.00	--	--
Rental of Short-term Accommodations	--	0.00	0.00	--	--
Office Start-up Costs	403.00	0.00	0.00	403.00	0.0%
Office Operations	10,435.00	189.10	2,997.16	7,437.84	28.7%
<b>Total Office Allowances</b>		<b>189.10</b>	<b>2,997.16</b>		
<b>Operational Resources</b>					
Operational Resources	--	636.09	3,760.39	--	--
<b>Total Operational Resources</b>		<b>636.09</b>	<b>3,760.39</b>		
<b>Travel &amp; Living Allowances</b>					
House in Session	--	750.98	5,140.41	--	--
House Not in Session	--	0.00	1,758.87	--	--
Intra & Extra-Constituency Travel	7,913.00	0.00	458.20	7,454.80	5.8%
Helicopter Travel	--	0.00	0.00	--	--
<b>Total Travel &amp; Living Allowances</b>		<b>750.98</b>	<b>7,357.48</b>		
<b>Constituency Allowance</b>					
Constituency Allowance	2,609.00	0.00	0.00	2,609.00	0.0%
<b>Total Constituency Allowance</b>		<b>0.00</b>	<b>0.00</b>		
<b>Total Expenditures</b>		<b>1,576.17</b>	<b>14,115.03</b>		

---- End of Report ----



House of Assembly  
Newfoundland and Labrador  
Member Accountability and Disclosure Report  
**Expenditures Summarized by Category**  
01-Dec-20 to 31-Dec-20

Trimper, Perry, MHA

Allowance Category	Expenditure Limit for Fiscal Year (Net of HST)	Expenditures Processed 01-Dec-20 to 31-Dec-20 (Net of HST)	Expenditures Year to Date 01-Apr- to 31-Dec-20 (Net of HST)	Funds Available (Net of HST)	Percent Expended to Date
<b>Office Allowances</b>					
Office Accommodations	--	0.00	0.00	--	--
Rental of Short-term Accommodations	--	0.00	0.00	--	--
Office Start-up Costs	--	0.00	0.00	--	--
Office Operations	10,435.00	600.00	3,176.28	7,258.72	30.4%
<b>Total Office Allowances</b>		<b>600.00</b>	<b>3,176.28</b>		
<b>Operational Resources</b>					
Operational Resources	--	157.12	2,124.18	--	--
<b>Total Operational Resources</b>		<b>157.12</b>	<b>2,124.18</b>		
<b>Travel &amp; Living Allowances</b>					
House in Session	--	0.00	11,577.45	--	--
House Not in Session	--	0.00	5,029.48	--	--
Intra & Extra-Constituency Travel	6,957.00	0.00	0.00	6,957.00	0.0%
Helicopter Travel	--	0.00	0.00	--	--
<b>Total Travel &amp; Living Allowances</b>		<b>0.00</b>	<b>16,606.93</b>		
<b>Constituency Allowance</b>					
Constituency Allowance	2,609.00	199.00	199.00	2,410.00	7.6%
<b>Total Constituency Allowance</b>		<b>199.00</b>	<b>199.00</b>		
<b>Total Expenditures</b>					
		<b>956.12</b>	<b>22,106.39</b>		

---- End of Report ----



House of Assembly  
Newfoundland and Labrador  
Member Accountability and Disclosure Report  
**Expenditures Summarized by Category**  
01-Dec-20 to 31-Dec-20

**WAKEHAM, TONY, MHA**

Allowance Category	Expenditure Limit for Fiscal Year (Net of HST)	Expenditures Processed 01-Dec-20 to 31-Dec-20 (Net of HST)	Expenditures Year to Date 01-Apr- to 31-Dec-20 (Net of HST)	Funds Available (Net of HST)	Percent Expended to Date
<b>Office Allowances</b>					
Office Accommodations	9,377.00	781.40	7,032.60	2,344.40	75.0%
Rental of Short-term Accommodations	--	0.00	0.00	--	--
Office Start-up Costs	834.00	0.00	0.00	834.00	0.0%
Office Operations	10,435.00	0.00	4,186.64	6,248.36	40.1%
<b>Total Office Allowances</b>		<b>781.40</b>	<b>11,219.24</b>		
<b>Operational Resources</b>					
Operational Resources	--	433.88	5,937.13	--	--
<b>Total Operational Resources</b>		<b>433.88</b>	<b>5,937.13</b>		
<b>Travel &amp; Living Allowances</b>					
House in Session	--	5,404.56	13,911.09	--	--
House Not in Session	--	1,491.88	6,364.69	--	--
Intra & Extra-Constituency Travel	5,913.00	0.00	539.81	5,373.19	9.1%
Helicopter Travel	--	0.00	0.00	--	--
<b>Total Travel &amp; Living Allowances</b>		<b>6,896.44</b>	<b>20,815.59</b>		
<b>Constituency Allowance</b>					
Constituency Allowance	2,609.00	0.00	0.00	2,609.00	0.0%
<b>Total Constituency Allowance</b>		<b>0.00</b>	<b>0.00</b>		
<b>Total Expenditures</b>					
		<b>8,111.72</b>	<b>37,971.96</b>		

---- End of Report ----



House of Assembly  
Newfoundland and Labrador  
Member Accountability and Disclosure Report  
**Expenditures Summarized by Category**  
01-Dec-20 to 31-Dec-20

**Warr, Brian, MHA**

Allowance Category	Expenditure Limit for Fiscal Year (Net of HST)	Expenditures Processed 01-Dec-20 to 31-Dec-20 (Net of HST)	Expenditures Year to Date 01-Apr- to 31-Dec-20 (Net of HST)	Funds Available (Net of HST)	Percent Expended to Date
<b>Office Allowances</b>					
Office Accommodations	9,987.00	832.25	7,490.25	2,496.75	75.0%
Rental of Short-term Accommodations	--	0.00	0.00	--	--
Office Start-up Costs	--	0.00	0.00	--	--
Office Operations	10,435.00	2,554.90	3,849.52	6,585.48	36.9%
<b>Total Office Allowances</b>		<b>3,387.15</b>	<b>11,339.77</b>		
<b>Operational Resources</b>					
Operational Resources	--	231.17	1,930.92	--	--
<b>Total Operational Resources</b>		<b>231.17</b>	<b>1,930.92</b>		
<b>Travel &amp; Living Allowances</b>					
House in Session	--	1,273.83	8,333.61	--	--
House Not in Session	--	21.93	131.34	--	--
Intra & Extra-Constituency Travel	10,957.00	164.66	1,352.60	9,604.40	12.3%
Helicopter Travel	--	0.00	0.00	--	--
<b>Total Travel &amp; Living Allowances</b>		<b>1,460.42</b>	<b>9,817.55</b>		
<b>Constituency Allowance</b>					
Constituency Allowance	2,609.00	0.00	152.73	2,456.27	5.9%
<b>Total Constituency Allowance</b>		<b>0.00</b>	<b>152.73</b>		
<b>Total Expenditures</b>					
		<b>5,078.74</b>	<b>23,240.97</b>		

---- End of Report ----

**House of Assembly Management Commission  
Briefing Note**

**Title:** Budget Transfer Ratification.

**Issue:** Ratification of urgent budget transfers approved by the Management Commission since its last regular meeting.

**Background:**

- The House of Assembly Transfer of Funds Policy delegates authority for approval of a transfer of funds that is required urgently and there is not sufficient time for the Commission to schedule a meeting. Section 5 of the Policy states the following:

*“Where a Commission meeting can be scheduled in sufficient time before the transfer of funds is required, the transfer of funds will be approved at a meeting of the Commission. If this is not practicable, Authority is delegated by the Commission to a quorum of four members (must include one member representing Government and one member representing a party in opposition to the Government) to approve the transfer of funds prior to processing of the transaction. The transfer of funds approval will be ratified at the next Commission meeting.”*

- In accordance with Section 5 of the Transfer of Funds Policy, there have been three (3) transfers of funds approved by the Commission since its last regular meeting in December 2020, as follows:

<b>Transfer Ref #</b>	<b>Amount of Transfer</b>	<b>Details/Reason Required</b>
HOABT2021-011	\$24,000	Required as a result of a shortfall under the Office of the Chief Electoral Officer – Grants and Subsidies to pay candidate and auditor subsidies for the Humber – Gros Morne By-Election.
HOABT2021-013	\$600,000	Required as a result of a shortfall under the Office of the Chief Electoral Officer – Transportation and Communications and Supplies to pay for the processing of special ballots for the general election. The shortfall is a result of the increased costs of postage and supplies (envelopes, ballots, instruction sheets, etc.) associated with the significant increase in special ballots.

Transfer Ref #	Amount of Transfer	Details/Reason Required
HOABT 2021-028	\$651,900	Required as a result of shortfalls under the Office of the Chief Electoral Officer in the following three accounts: <ol style="list-style-type: none"> <li>1. Transportation and Communications to cover the postage costs for the 2021 general election;</li> <li>2. Professional services to cover the cost of legal fees; and</li> <li>3. Purchased Services to cover the cost of printing services for the 2021 general election.</li> </ol>

- Further details are outlined in the budget transfer forms attached. While the Commission has already approved the transfers for processing, a ratification of these transfers is required in accordance with the Transfer of Funds Policy.

**Analysis:**

**Legal Consultation:**

Not applicable

**Internal Consultation(s):**

Not applicable

**External Consultation(s):**

Not applicable

**Comparison to Government Policy:**

Not applicable

**Financial Impact:**

Not applicable

**Legislative Impact:**

Not applicable

**Options:**

- The Commission to ratify the transfer of funds approvals in accordance with the Transfer of Funds Policy.

**Status:**

- The budget transfers referenced have been approved by the Commission and processed. They require ratification in accordance with the Policy.

**Action Required:**

The Commission ratifies the following transfer of funds approvals in accordance with section 5 of the House of Assembly Transfer of Funds Policy:

- HOABT2021-011
- HOABT2021-013
- HOABT2021-028

Prepared by: Bobbi Russell  
Date: April 22, 2021

Approved by: Sandra Barnes

**Attachments:**

1. Budget Transfer Details

**LEGISLATURE**

Budget Adjustment No.: HOABT2021-011

**TRANSFER TO:**

Accounting Distribution					Description	Amount
RC	ACAT	ACEL	LOBJ	DTC		
0211	130	0600	1061	000000	3.1.01.10 Office of the Chief Electoral Officer – Grants and Subsidies	\$24,000.00

**FUNDS REQUIRED FOR:**

Humber – Gros Morne By-Election October 6, 2020 candidate and subsidy payments.

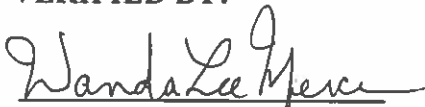

**TRANSFER FROM:**

Accounting Distribution					Description	Amount
RC	ACAT	ACEL	LOBJ	DTC		
0206	130	0410	0910	000000	1.1.04.09 Members' Resources – Allowances and Assistance	\$14,000.00
0202	130	0420	1061	000000	1.1.05.10 House Operations – Grants and Subsidies	\$10,000.00

**REASON FUNDS ARE AVAILABLE:**

*Members' Resources* - Expenditures are less than anticipated and it is estimated that Members will not avail of the maximum allowable funds.

*House Operations* – Grants and subsidies are less than anticipated.

<p><b>VERIFIED BY:</b>                    Chief Financial Officer                   Date: <u>January 8, 2021</u></p>	<p><b>APPROVED BY:</b>                    House of Assembly Management Commission                   Date: <u>January 8, 2021</u></p>
--	--



**LEGISLATURE**

Budget Adjustment No.: HOABT2021-013

**TRANSFER TO:**

Accounting Distribution					Description	Amount
RC	ACAT	ACEL	LOBJ	DTC		
0211	110	0600	0311	000000	3.1.01.02 Office of the Chief Electoral Officer – Transportation and Communications.	\$400,000.00
0211	110	0600	0410	000000	3.1.01.02 Office of the Chief Electoral Officer – Supplies.	\$200,000.00

**FUNDS REQUIRED FOR:**

Processing of special ballots for the 2021 General Election.

**TRANSFER FROM:**

Accounting Distribution					Description	Amount
RC	ACAT	ACEL	LOBJ	DTC		
0211	130	0600	1061	000000	3.1.01.10 Office of the Chief Electoral Officer – Grants and Subsidies.	\$600,000.00

**REASON FUNDS ARE AVAILABLE:**

Grants and subsidies are less than anticipated.

<p><b>VERIFIED BY:</b></p> <p><i>Wanda Lee Mercer</i> Chief Financial Officer</p> <p>Date: <u>February 23, 2021</u></p>	<p><b>APPROVED BY:</b></p> <p><i>B. Petten, S. Crocker, S. Gambin-Walsh, S. Coady &amp; D. Brazil</i> House of Assembly Management Commission</p> <p>Date: <u>February 23, 2021</u></p>
---	---

**LEGISLATURE**

Budget Adjustment No.: HOABT2021-028

**TRANSFER TO:**

Accounting Distribution					Description	Amount
RC	ACAT	ACEL	LOBJ	DTC		
0211	110	0600	0367	019632	3.1.01.02 Office of the Chief Electoral Officer – Transportation and Communications	\$596,100
0211	120	0600	0510	000000	3.1.01.02 Office of the Chief Electoral Officer – Professional Services	\$25,800
0211	110	0600	0611	019632	3.1.01.02 Office of the Chief Electoral Officer – Purchased Services	\$30,000

**FUNDS REQUIRED FOR:**

*Transportation and Communications* – To cover the cost of transportation and communication costs for the 2021 general election

*Professional Services* - To cover the cost of legal fees.

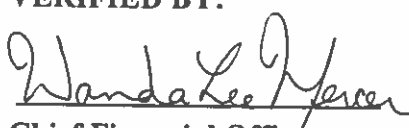

*Purchased Services* – To cover the cost of printing services for the 2021 general election

**TRANSFER FROM:**

Accounting Distribution					Description	Amount
RC	ACAT	ACEL	LOBJ	DTC		
0206	130	0410	0910	000000	1.1.04.09 Members' Resources – Allowances and Assistance	\$651,900

**REASON FUNDS ARE AVAILABLE:**

Expenditures are less than anticipated and it is estimated that Members will not avail of the maximum allowable funds.

<p><b>VERIFIED BY:</b>                    Chief Financial Officer                   Date: <u>April 27, 2021</u></p>	<p><b>APPROVED BY:</b>                    House of Assembly Management Commission                   Date: <u>April 28, 2021</u></p>
---	---

**House of Assembly Management Commission**

**Briefing Note**

**Title:** Audit Committee

**Issue:** Appointment of New Audit Committee Members and Chair

**Background:**

- The Audit Committee is established under the authority of section 23 of the *House of Assembly Accountability, Integrity and Administration Act* (the Act) which states:
  - (1) *There is established a committee of the commission, to be known as the audit committee.*
  - (2) *The audit committee shall consist of*
    - (a) *2 members of the commission chosen by the commission, at least one of whom shall not be a member of the government party; and*
    - (b) *2 persons, chosen by the Chief Justice of the province, who are not members but who are resident in the province, and have demonstrated knowledge and experience in financial matters and are suitable to represent the public interest.*
  - (3) *The commission shall designate the chair of the audit committee from members of the committee.*
- The two members of the public currently serving on the Audit Committee are Beverley Evans and Deborah Collins.
- Now that the Management Commission has been constituted for the 50<sup>th</sup> General Assembly, the Commission must appoint two of its members to serve on the Audit Committee, and designate one of those members as the Chair.

**Analysis:**

**Legal Consultation:**

Not applicable.

**Internal Consultation(s):**

Not applicable.

**External Consultation(s):**

Not applicable.

**Comparison to Government Policy:**

Not applicable.

**Financial Impact:**

Not applicable.

**Legislative Impact:**

Not applicable.

**Options:**

- Not applicable.

**Status:**

- Appointments to the Audit Committee as outlined in paragraph 23(2)(a) and subsection 23(3) remain outstanding.

**Action Required:**

Recommended Minutes:

- The Commission appoints \_\_\_\_\_ and \_\_\_\_\_ as Members of the Audit Committee, effective immediately.
- The Commission appoints \_\_\_\_\_ as Chair of the Audit Committee, effective immediately.

Prepared by: Mark Jerrett  
Date: May 20, 2021

Approved by: Sandra Barnes

**House of Assembly Management Commission**

**Briefing Note**

**Title:** Guidelines for Providing Shared Secretarial Assistance

**Issue:** Request from the Government House Leader regarding consideration of amendments to the Guidelines for Providing Shared Secretarial Assistance to include parliamentary secretaries/assistants in the formula for calculating allocations (refer Attachment 1).

**Background:**

- In "*Rebuilding Confidence: Report of the Review Commission on Constituency Allowances and Related Matters*" (the Green Report), former Chief Justice Derek Green asserted:

*With respect to office space in the Confederation Building, if a Member chooses to have his or her constituency assistant work in the district, I do not think it necessary that an additional full-time assistant should be provided in the Confederation Building office. The Member should, however, have access to basic secretarial and administrative assistance from time to time while in St. John's. This can be provided by means of each caucus being allotted an additional number of "pool" assistants who would be available to provide that work periodically as needed.*

Recommendation No. 71 (5) of the Green Report proposed:

*The House of Assembly Management Commission should provide funds to each party caucus to enable sufficient numbers of secretarial assistants be made available on a shared basis to Members whose constituency assistants work in the district and not out of the Confederation Building office.*

This recommendation became enshrined in legislation as subsection 23(2) of the *Members' Resources and Allowances Rules*:

*(2) Where a member has chosen to have his or her constituency assistant work in office accommodation in the member's constituency or in the member's ministerial or parliamentary or special assistant's offices, the speaker shall provide funding to the caucus with which the member is associated to provide shared secretarial assistance in the Confederation Building complex for all members of that caucus in the same circumstances.*

- On April 18, 2008 the Management Commission approved the Guidelines for Providing Shared Secretarial Assistance (CM 2008-027 refers) which were promulgated as

Directive 2008-003 (refer Attachment 2) in accordance with subparagraph 20(6)(b)(i) of the *House of Assembly Accountability, Integrity and Administration Act*, which provides:

20 (6) *In carrying out its duties, the commission may*

(b) *issue directives*

(i) *interpreting, clarifying or amplifying the rules,*

The policy has remained unchanged since that time.

- The current Guidelines (refer Attachment 3) stipulate that administrative support when the House is in Session will be provided based on the number of private Members in the respective caucus. **The policy specifically excludes the Premier, Speaker, ministers, parliamentary secretaries/assistants, Leader of the Official Opposition, Leader of the Third Party and Opposition House Leader.**
- It appears that the rationale for the approach taken was that administrative support services for the excluded Members was available through other means, i.e. for the Premier via the Premier's office staff; for Ministers via the departmental administrative assistants to the Minister; and, for the Speaker and House leaders, via support funded by the Legislature.
- The Government House Leader has requested that the Management Commission consider amending the guidelines to include in the allocation for shared secretarial assistance parliamentary secretaries/assistants who have their constituency offices in their districts.
- Parliamentary secretaries/assistants are not provided with administrative support through the departments. Consequently, if their constituency office is located in their district, they have no administrative support services in Confederation Building Complex when the House is in Session.
- It is noted that the variable component of the Caucus Operational Funding Grant Policy is also based on the number of private Members. In this policy, parliamentary secretaries and parliamentary assistants are considered to be private Members and included in the funding calculation. From a parliamentary perspective, parliamentary secretaries and parliamentary assistants are also considered private members.
- It is further noted that the policy specifies that sessional administrative support will be provided for the period starting a week before and up to and including the week following the spring and fall sitting. However, in recent years the House has had several extraordinary sittings for which such support is required (and has been provided). Therefore, the policy should be amended to specify sitting period in a general sense.

## **Analysis:**

### **Legal Consultation:**

Not applicable.

### **Internal Consultation(s):**

Not applicable.

### **External Consultation(s):**

Not applicable.

### **Comparison to Government Policy:**

Not applicable.

### **Financial Impact:**

A sessional support employee is compensated at step 1 of the PS-04 scale (\$45,670 annually as of July 1, 2021). Sessional support employees are employed continuously for the period 1 week prior to the start of the sitting to one week after the ending of the sitting.

Currently, there is one parliamentary secretary and one parliamentary assistant. Both have constituency offices in their districts. Including these MHAs for the purposes of allocating sessional administrative support, would increase the allocation for the Government caucus from 1 to 2 sessional staff.

Based on the current parliamentary calendars, employment of an additional sessional support person for fiscal 2021-22 would cost approximately \$16,700. This funding would be sourced from the residual savings in Members Resources and Allowances that result from Members not spending their full allocations.

### **Legislative Impact:**

Not applicable.

## **Options:**

### **➤ For the provision of additional sessional support:**

1. Direct an amendment to the Guidelines for Providing Shared Secretarial Assistance to allow parliamentary secretaries/assistants to be included for the purposes of allocating administrative support when the House is in Session.
2. Do not amend the Guidelines for Providing Shared Secretarial Assistance to allow parliamentary secretaries/assistants to be included for the purposes of allocating administrative support under the guidelines.

➤ **For the clarification of when sessional support will be provided:**

1. Direct an amendment to the Guidelines for Providing Shared Secretarial Assistance to provide a general reference to sittings:

Shared secretarial assistance will be provided as a continuous employment period beginning one week prior to a sitting period of the House of Assembly and ending one week after the closing of that sitting period.

2. Do not direct an amendment to the Guidelines for Providing Shared Secretarial Assistance to provide a general reference to sittings.

**Status:**

- Provisions of the current guidelines remain in effect. Sessional administrative support is not provided to parliamentary secretaries or the parliamentary assistant.
- Sessional support has been provided during extraordinary sittings. However, should the Commission decide to not generalize the interpretation of sitting, sessional support will be provided for the Spring and Fall sittings only.

**Action Required:**

- Direction of the Commission is requested.

Prepared by: Bobbi Russell  
Date: May 20, 2021

Approved by: Sandra Barnes

**Attachments:**

1. Correspondence from the Government House Leader
2. Directive 2008-003
3. Guidelines for Providing Shared Secretarial Assistance



-----Original Message-----

From: Crocker, Steve <[SteveCrocker@gov.nl.ca](mailto:SteveCrocker@gov.nl.ca)>

Sent: Friday, May 14, 2021 2:14 PM

To: Bennett, Derek <[DerekBennett@gov.nl.ca](mailto:DerekBennett@gov.nl.ca)>

Subject:

Good afternoon Mr. Speaker,

I would like to recommend to the Management Commission, a policy change to have parliamentary assistants and parliamentary secretaries included in the shared sessional formula. I would like for this to be reviewed at the next public management commission meeting.

Regards,

Steve

Sent from my iPhone



## HOUSE OF ASSEMBLY MANAGEMENT COMMISSION

### DIRECTIVE

Directive Number 2008 – 003

<b>Effective Date:</b> April 20, 2008	<b>Commission Minute:</b> CM 2008 - 027
<b>Subject:</b> Guidelines for providing shared secretarial assistance	<b>Reference:</b> HOAMC Meeting, April 18, 2008 ➤ Agenda Item No. 8
<b>Issued To:</b>  All Members of the House of Assembly; Comptroller General; Directors of Government Accounting, Professional Services and Internal Audit, OMSP, and Corporate Services; Office of the Auditor General; Office Managers of Government Caucus, Official Opposition Caucus, NDP Caucus; Assistant Deputy Clerk, Executive Council; Director of Operations, Office of the Premier.	<b>Contact:</b>  Marlene Lambe Chief Financial Officer 729 – 2923

### BACKGROUND

Subsection 23(2) of the *Members' Resources and Allowances Rules* under the *House of Assembly Accountability, Integrity and Administration Act* (the Act) states:

- (2) Where a member has chosen to have his or her constituency assistant work in office accommodation in the member's constituency or in the member's ministerial or parliamentary or special assistant's offices, the speaker shall provide funding to the caucus with which the member is associated to provide shared secretarial assistance in the Confederation Building complex for all members of that caucus in the same circumstances.

Although subsection 23(2) indicates that the Speaker "shall provide funding to the caucus", it was recommended, and approved by the Commission, to include these staff on the payroll for the House.

### DIRECTIVE

The Commission approved the attached guidelines, dated April 2008, for providing shared secretarial assistance.

William MacKenzie  
Clerk of the House of Assembly

## 1.0 Introduction

The entitlement to shared secretarial assistance applies only to Private Members who have constituency offices outside Confederation Building and no support staff assigned at Confederation Building. That is, it does not include the Premier, the Speaker, Ministers, Parliamentary Secretaries, the Parliamentary Assistant, the Leader of the Official Opposition, the Leader of the Third Party and the Opposition House Leader.

## 2.0 Purpose

These guidelines are developed in accordance with subsection 23(2) of the *Members' Resources and Allowances Rules* under the *House of Assembly Accountability, Integrity and Administration Act*.

## 3.0 Guidelines for Providing Shared Secretarial Assistance

- Shared secretarial assistance will be provided for the following two periods:
  - A continuous employment period beginning one week prior to the Spring session of the House of Assembly and ending one week after the closing of the Spring session; and,
  - A continuous employment period beginning one week prior to the Fall session of the House of Assembly and ending one week after the closing of the Fall session.
  
- The formula used to determine the number of secretarial support staff hired for each caucus will be based on the number of Private Members of a caucus who have constituency offices outside Confederation Building and will be allocated as outlined in the following table.

Eligible Members	Staff Allocation
1 - 3	1
4 - 7	2
8 - 11	3
12 - 15	4
16 - 20	5
20 - 25	6

- The secretarial staff will be hired under the political support staff contract and will be subject to the same Human Resources policies as Constituency Assistants. Secretarial staff will start at **Step 1 of the PS04 Pay Scale** and will be paid through the normal payroll process.
  
- The Caucus Chair for each caucus office is responsible for hiring of secretarial staff for that office.

**House of Assembly Management Commission**

**Briefing Note**

**Title:** Request from the Member for Humber - Bay of Islands

**Issue:** Request from the Member for Humber - Bay of Islands regarding the monthly automobile allowance option provided to districts in the Capital Region and the District of Corner Brook.

**Background:**

- The Member for Humber - Bay of Islands has requested that the Management Commission review the applicability of the monthly automobile allowance option provided to districts in the Capital Region and the District of Corner Brook (see correspondence from the Member at Attachment 1). The Member notes in particular that the District of Humber - Bay of Islands includes a portion of the City of Corner Brook.
- The automobile allowance option for the Districts noted above is provided under subsection 38(2.1) of the *Members' Resources & Allowances Rules* (the Rules) which states:

*(2.1) Notwithstanding paragraph (2)(a), a member who represents the district of Corner Brook or a district in the capital region may elect to receive the sum of \$200 per month for an entire fiscal year in lieu of receiving the cost of transportation referred to in that paragraph provided that*

*(a) the election is made before April 1 of the fiscal year to which the election applies; and*

*(b) the \$200 per month shall be a taxable benefit to the member.*

- Capital region districts are defined in subsection 2(d) of the Rules as:
  - 2(d) *"capital region" means the area encompassing the following electoral districts as described and delineated in the House of Assembly Act as follows:*
    - (i) Cape St. Francis,*
    - (ii) Conception Bay East - Bell Island,*
    - (iii) Conception Bay South,*
    - (iv) Ferryland (north of Witless Bay Line),*
    - (v) Mount Pearl - Southlands,*
    - (vi) Mount Pearl North,*
    - (vii) Mount Scio,*
    - (viii) St. John's Centre,*
    - (ix) St. John's East - Quidi Vidi,*

- (x) *St. John's West,*
- (xi) *Topsail - Paradise,*
- (xii) *Virginia Waters - Pleasantville,*
- (xiii) *Waterford Valle , and*
- (xiv) *Windsor Lake;*

- This provision was the result of recommendation #27 of the 2016 Members' Compensation Review Committee (MCRC):

27. *MHAs in the Capital Region and in the Corner Brook district only, have the option at the beginning of each fiscal year to choose between:*

- a. Claiming mileage; or*
- b. A monthly automobile allowance of \$200, which will be a taxable benefit to the Member.*

*(Note: As a result of changes to Federal Income Tax Act in 2019, Members who are in receipt of the monthly allowance are eligible to receive a T2200. Members who claim mileage are not.)*

- In making the recommendation, the MCRC stated:

*MHAs in the Capital Region and in Corner Brook have an I&E Allowance of \$6,000-\$6,600. MHAs in these districts typically have very short distances to travel within their district or between districts, but are nonetheless required by the Rules to keep detailed mileage records of their travel. Some MHAs in these districts find the task unnecessarily onerous. The Committee is of the view that MHAs in these districts can be reasonably remunerated with a monthly vehicle allowance of \$200. The remainder of the current I&E Allowance for the Capital Region (\$3,600) and for Corner Brook (\$4,200) can be used for the other expenses permitted by the Rules for this Allowance. MHAs in these districts would have a choice at the beginning of each fiscal year to claim mileage or to take the monthly allowance (the latter being a taxable benefit to the Member).*

- The 2016 MCRC Report was released on November 1, 2016. All Members received a printed copy of the report. On Tuesday, November 29, 2016, there was a briefing provided for all Members on the report by Sandra Burke, the Chair of the Committee.
- The Management Commission considered and accepted the MCRC recommendation at its meeting on December 7, 2016 (**CM 2016-073 refers**), directing the required amendments to the *Rules* to give effect. Minutes of that meeting were distributed to all Members, tabled in the House and posted on the website, as is the procedure with all Management Commission Minutes.
- The *Rules* amendment approval process and subsequent notification to Members was as follows:
  1. Amendment received first approval of the Commission at its February 27, 2017 meeting (CM 2017-013 refers), meeting Minutes of which were distributed to all Members;

2. Amendment tabled by the Speaker in the House of Assembly and distributed to all Members on March 7, 2017;
  3. Amendment received final approval of the Commission at its March 15, 2017 meeting (CM 2017-021 refers), meeting Minutes of which were distributed to all Members; and
  4. Amendment published in the NL Gazette on March 31, 2017.
- Additionally, the Members' Guide to Resources and Allowances was updated to reflect the new allowance.
  - Attachment 2 includes a map of the electoral District of Humber - Bay of Islands. While we do not know the detailed population data for the various areas of the district, using the poll summary data produced by Elections NL (see Attachment 3), approximately half of the population of the district is located in the City of Corner Brook.
  - In his letter, MHA Joyce indicates that he is not permitted to claim mileage for travel throughout the Corner Brook portion of the district. This is not the case. All Members may claim mileage for Intra-constituency travel (unless they are in receipt of an automobile allowance).
  - In requesting that Humber - Bay of Islands be included in the districts eligible for the monthly automobile allowance, MHA Joyce has further requested that the application to his district be applied proportionately. Proportionate allocation is not possible. The Rules provide that the monthly allowance is intended to apply in lieu of a claim for the cost of transportation. If the monthly allowance option is offered to and selected by the Member, the Rules prohibit the Member from claiming any mileage under the I&E allocation for the fiscal year including for travel in those parts of the district which are outside the City of Corner Brook.
  - The Commission has the authority, under Sections 20 and 64 of the *House of Assembly Accountability, Integrity and Administration Act*, to amend the Rules to allow for applicability to other districts.

**Analysis:**

**Legal Consultation:**

Not applicable.

**Internal Consultation(s):**

Not applicable.

**External Consultation(s):**

Not applicable.

**Comparison to Government Policy:**

Not applicable.

**Financial Impact:**

The I&E allocation for the district of Humber- Bay of Islands is \$12,500 annually. A fixed allowance would be carved out of this allocation.

**Legislative Impact:**

Should the Commission decide it wishes to apply the provisions to the District of Humber - Bay of Islands, an amendment will be required to Section 38 of the *Members' Resources and Allowances Rules*.

**Options:**

1. Direct an amendment to subsection 38(2.1) of the *Members' Resources and Allowances Rules* to include the District of Humber - Bay of Islands.
2. Do not direct an amendment to subsection 38(2.1) of the *Members' Resources and Allowances Rules*. The provisions would continue to apply to districts in the Capital Region and the District of Corner Brook only. The matter of inclusion of other district(s) could be taken up by a future MCRC.
3. Direct officials to undertake a review of the implications of extending the monthly automobile allowance provisions to Humber - Bay of Islands and potentially other districts for the consideration of the Management Commission. Corporate and Members' Services indicates they have had increased inquiries about the eligibility for this allowance.

**Status:**

- Current provisions of the *Members' Resources and Allowances Rules* remain in effect.

**Action Required:**

- Direction of the Commission is requested.

Prepared by: Bobbi Russell  
Date: May 20, 2021

Approved by: Sandra Barnes

**Attachments:**

1. Correspondence from the Member for Humber - Bay of Islands.
2. Electoral District Map, District of Humber - Bay of Islands.
3. Poll Summary Data, Elections NL, District of Humber - Bay of Islands.



HOUSE OF ASSEMBLY  
Newfoundland and Labrador

**EDDIE JOYCE, M.H.A.**  
**District of Humber- Bay of Islands**

May 3, 2021

Hon. Derek Bennett, Speaker  
House of Assembly  
P.O.Box 8700  
St. John's, NL  
A1B 4J6

Dear Mr. Bennett:

**Re: District of Humber-Bay of Islands**


It has been brought to my attention that MHAs representing Districts within the St. John's region, Mount Pearl and the District of Corner Brook cannot claim mileage in their districts. The Management Commission has allotted \$2,000.00 per district for travel within those Districts.

The District of Humber-Bay of Islands is fifty percent of the city of Corner Brook. I cannot claim mileage for this district travel but I attend many events, visit constituents and travel in the city of Corner Brook for the work as the MHA.

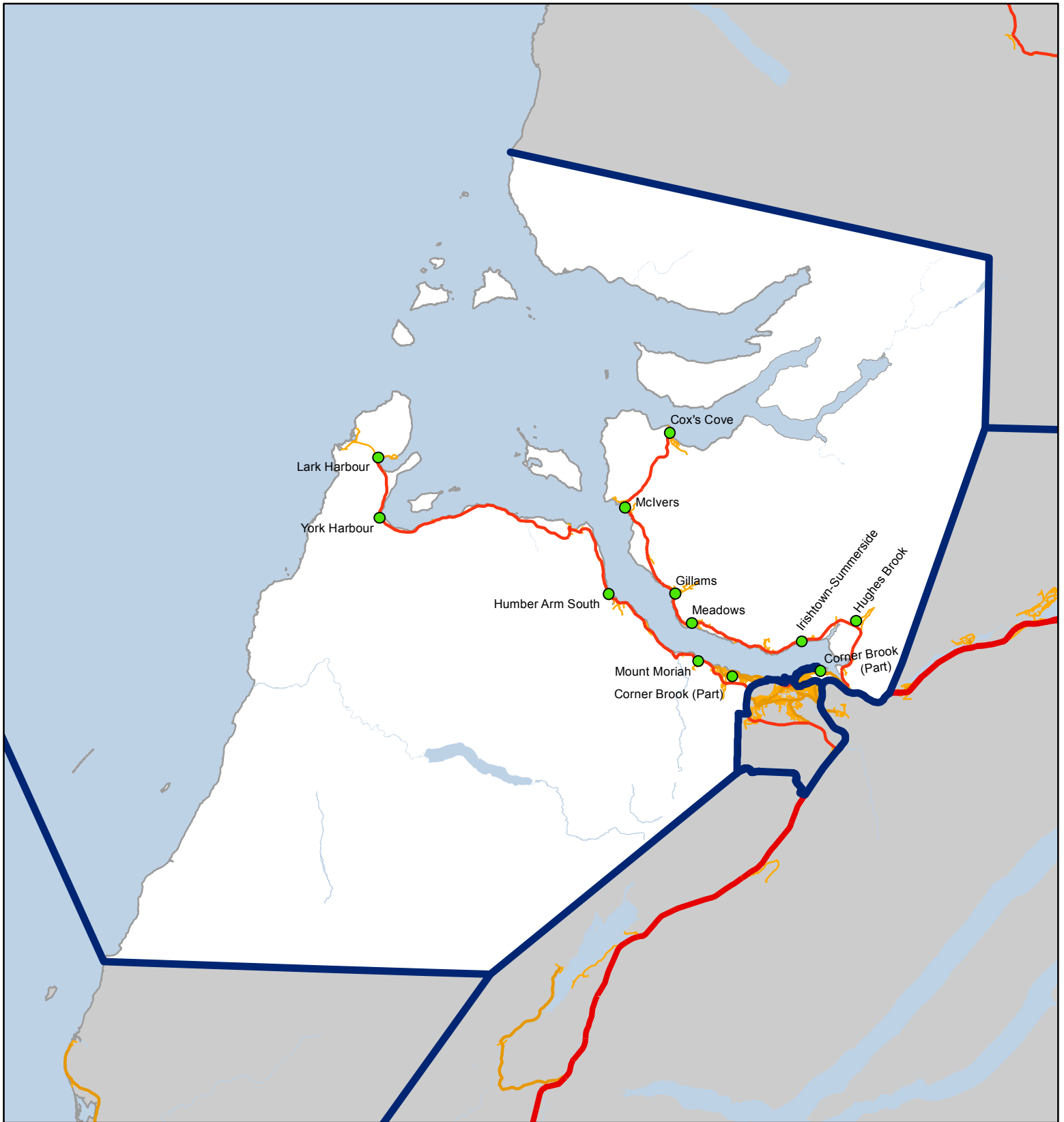
I was never notified of this option which I understand has been in effect since 2017. I am requesting that the Management Commission review this, as it was an oversight by the Management Commission, and that I receive the proportional amount for the District work I do in fifty percent of the District of Humber-Bay of Islands.

Thank you for your concern and co-operation.

Yours truly,

  
Edward Joyce, MHA  
Humber-Bay of Islands





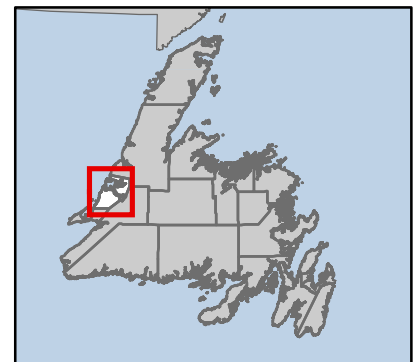
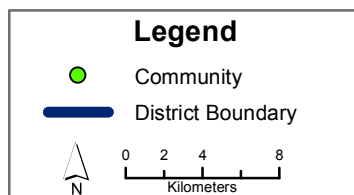
Provincial Electoral District:

## Humber - Bay of Islands

2016 Population: 13,204  
 Land Area: 2,015 km<sup>2</sup>



Department of Finance  
 Newfoundland & Labrador Statistics Agency



## Summary of Polling Divisions HUMBER - BAY OF ISLANDS

**Total Number of Polling Divisions in District: 40**

**Total Number of Registered Electors in District: 10399**

Polling Division	Boundary Descriptions	Registered Electors
1.	CORNER BROOK: BEAR HEAD ROAD; HUMBER ROAD (EVEN NUMBERS 144 TO 274, ODD NUMBERS 145 TO 257, INCLUDING CORNER BROOK HOUSING APARTMENTS, 144 AND 146 HUMBER ROAD; AND SCOTT APARTMENTS, 160 HUMBER ROAD); RIVER PARK PLACE; RIVERSIDE DRIVE (BOTH SIDES OF RIVERSIDE DRIVE FROM THE INTERSECTION OF RIVERSIDE DRIVE AND THE TCH, TO THE INTERSECTION OF RIVERSIDE DRIVE AND HUMBER ROAD); AND STAN DAWE TERRACE.	255
2.	CORNER BROOK: DUNFIELD PLACE; JOHNSON'S AVENUE (INCLUDING JOHNSON'S APARTMENTS, 19 JOHNSON AVENUE); LEAR'S ROAD; OLYMPIC PLACE; OSMOND'S AVENUE; PIERCEY'S LANE; PITTMAN'S LANE; SCEVIOUR'S LANE; SHERWOOD AVENUE; SMITH'S ROAD; TOWNVIEW ROAD; AND VETERAN SQUARE (INCLUDING DOYLE'S APARTMENTS, 3 VETERAN SQUARE).	327
3.	CORNER BROOK: BANNISTER'S ROAD; DOVES ROAD; EDINBURGH AVENUE; HALSTEAD AVENUE; HARBOURVIEW ROAD; MIDDLE LANE; PRIMROSE AVENUE; AND PRINCESS AVENUE.	282
4.	CORNER BROOK: BATSTONE'S ROAD; COOK'S AVENUE; FUDGE'S ROAD (INCLUDING PREMIER APARTMENTS, 52 TO 54 FUDGES ROAD); HARVEY ROAD; HILLCREST ROAD; POWER'S AVENUE; QUINTON STREET; AND SEAWARD'S AVENUE.	386
5.	CORNER BROOK: FORD'S ROAD; PREMIER DRIVE (INCLUDING DOYLE'S APARTMENT, 125 PREMIER DRIVE AND MOUNTAIN VIEW RETIREMENT CENTRE, 161 PREMIER DRIVE); SPENCER STREET; ST. JOHN'S AVENUE; AND ST. MARK'S AVENUE (INCLUDING COLE'S APARTMENTS, 30 ST. MARK'S AVENUE).	329
6.	CORNER BROOK: BATTEN'S ROAD; BLOMIDON VIEW ROAD; CLARENCE STREET (INCLUDING HISCOCK MANOR, 41 CLARENCE STREET AND WILLOW HOUSE, 47 CLARENCE STREET); FIRST AVENUE; AND PEDDLE'S LANE.	249
7.	CORNER BROOK: FISHER'S ROAD; FRADSHAMS LANE; GEARYVILLE ROAD; HILLSIDE ROAD; HUMBER ROAD (EVEN NUMBERS 2 TO 68, ODD NUMBERS 9 TO 71); LYNCH'S LANE; MACDONALD'S HILL; MCCARTHY'S LANE; MCWHIRTER'S LANE; MICHAELS LANE; MOORE'S LANE; OLD HUMBER ROAD (INCLUDING BAYVIEW CONDOMINIUMS NUMBERS 10,11 AND 12); RIVERSIDE DRIVE (THE SOUTH SIDE OF RIVERSIDE DRIVE FROM THE INTERSECTION OF RIVERSIDE DRIVE AND LEWIN PARKWAY, TO THE INTERSECTION OF RIVERSIDE DRIVE AND EASTERN ENTRANCE TO THE OLD GYPSUM PLANT); AND THEATRE ROAD.	212

## Summary of Polling Divisions HUMBER - BAY OF ISLANDS

**Total Number of Polling Divisions in District: 40**

**Total Number of Registered Electors in District: 10399**

Polling Division	Boundary Descriptions	Registered Electors
8.	CORNER BROOK: EDDY'S LANE, FARNELL'S LANE; GUY'S LANE; HILLVIEW ROAD; KEOUGH'S LANE; LAYDEN'S LANE; MATTIE MITCHELL AVENUE; PARK LANE; PENNEY'S LANE; RANDELL'S LANE; RIVERHEAD ROAD; RIVERSIDE DRIVE (BOTH SIDES OF RIVERSIDE DRIVE FROM THE INTERSECTION OF RIVERSIDE DRIVE AND HUMBER ROAD, TO THE INTERSECTION OF RIVERSIDE DRIVE TO THE EASTERN ENTRANCE OF THE OLD GYPSUM PLANT); ROBERTSON'S ROAD; AND STATION ROAD.	301
9.	CORNER BROOK: DINGWELL'S LANE; GILLETT'S LANE; HUMBER ROAD (EVEN AND ODD NUMBERS 72 TO 143); SECOND AVENUE; THIRD AVENUE; AND WASHINGTON STREET.	250
10.	IRISHTOWN-SUMMERSIDE (IRISHTOWN) AND HUGHES BROOK: IRISHTOWN-SUMMERSIDE. MAIN STREET (ALSO KNOWN AS HIGHWAY 440, EVEN NUMBERS 2 TO 244, ODD NUMBERS 1 TO 221, INCLUDING BAY SHORE ESTATES, 38-60 MAIN STREET, IRISHTOWN). THE TOWN OF HUGHES BROOK INCLUDING BROOK CRESCENT; FIRST AVENUE; GARDEN ROAD; LIDSTONE'S DRIVE; LIDSTONE'S DRIVE EXTENSION; PARK DRIVE; SULEY'S ROAD; WEBBERS ROAD; AND WHITE'S ROAD.	439
11.	IRISHTOWN-SUMMERSIDE (IRISHTOWN): ANDERSON'S LANE; BYRNE'S LANE; CELTIC STREET; CLOVER STREET; COLSONS ROAD; HIGHLAND STREET; HUMBERVIEW ROAD; JARVIS ROAD; MAIN STREET (ALSO KNOWN AS HIGHWAY 440, EVEN NUMBERS 246 TO 278, ODD NUMBERS 223 TO 365); MEADOW LANE; MILLVIEW ROAD; MISHAUD'S ROAD; OCEAN DRIVE; PARK LANE; PARSON'S LANE; PENNEY'S LANE; SCHOOL LANE; SCHOOL LANE EXTENSION; SHAMROCK CRESCENT; SIMMS LANE; TERRY'S ROAD; WELLS LANE; AND YOUNG'S LANE.	320
12.	IRISHTOWN-SUMMERSIDE (SUMMERSIDE): BRAKE HEIGHTS; BROOK STREET; CHRISTOPHER'S COVE ROAD; DAVIS COVE ROAD; HANNS LOOKOUT ROAD; LODER'S LANE; MURPHY'S LANE; PARK DRIVE; PYNN'S POND ROAD; SHEPPARD'S ROAD; SMALLWOOD DRIVE; SMITH'S ROAD; STARES ROAD; SWEET'S ROAD; TAYLOR'S ROAD; AND WHITES ROAD.	208
13.	IRISHTOWN-SUMMERSIDE (SUMMERSIDE): FOURTH AVENUE; MAIN STREET (ALSO KNOWN AS HIGHWAY 440, ODD NUMBERS 331 TO 605, EVEN NUMBERS 376 TO 562); MCAULEYS ROAD; PENNEYS ROAD; SECOND AVENUE; AND WHEELERS ROAD.	282
14.	MEADOWS: ANDERSON'S LANE; BRAKE'S LANE (INCLUDING MOUNTAIN VIEW HOUSE, 1 TO 3 BRAKE'S LANE); BRAKE'S ROAD; BROOK STREET; CHURCH STREET ; COMMUNITY HALL ROAD ; COUNTRY ROAD; FOREST HILL ROAD; GARDEN DRIVE; HALL ROAD; HIGH STREET; HILLCREST ROAD; HUMBERVIEW ROAD; MARINE DRIVE; MCCARTHY'S ROAD; MEADOW CRESCENT; MOUNTAINVIEW ROAD; PIONEER AVENUE; SCHOOL ROAD; SPRUCE LANE; TUCKER'S HILL; AND WOODCREST AVENUE.	291

## Summary of Polling Divisions HUMBER - BAY OF ISLANDS

**Total Number of Polling Divisions in District: 40**

**Total Number of Registered Electors in District: 10399**

Polling Division	Boundary Descriptions	Registered Electors
15.	MEADOWS: MAIN STREET (ALSO KNOWN AS HIGHWAY 440 AND NORTH SHORE HIGHWAY, ODD AND EVEN NUMBERS 1 TO 215).	214
16.	GILLAMS: THE TOWN OF GILLAMS INCLUDING BAYVIEW CRESCENT; BEACH LANE; FARM ROAD; FIRST AVENUE; FOREST DRIVE; MEADOW HEIGHTS; MEADOW HEIGHTS EXTENSION; MILL ROAD; NORTH SHORE HIGHWAY; PARKVALE DRIVE; PIONEER AVENUE; SECOND AVENUE; AND WHARF ROAD.	313
17.	MCIVERS: MAIN STREET (ALSO KNOWN AS NORTH SHORE HIGHWAY OR HIGHWAY 440, EVEN NUMBERS 2 TO 62 AND ODD NUMBERS 1 TO 139).	196
18.	MCIVERS: BEACH ROAD; BURRIDGE ROAD; LOVELLS ROAD; LOWER COVE ROAD; LOWER COVE ROAD EXTENSION; MAIN STREET (ALSO KNOWN AS NORTH SHORE HIGHWAY OR HIGHWAY 440, EVEN NUMBERS 64 TO 88, ODD NUMBERS 141 TO 171); PARK ROAD; PARK ROAD EXTENSION; RICKETTS ROAD (FORMERLY DUMP ROAD); AND WHARF ROAD.	204
19.	COX'S COVE: BAYVIEW DRIVE; HILLVIEW DRIVE; MAIN STREET (ODD NUMBERS 1 TO 89, EVEN NUMBERS 2 TO 90); MARINE DRIVE; MILL ROAD; PARK DRIVE; WATER STREET; AND WOODHEAD CRESCENT.	257
20.	COX'S COVE: BROOKWELL DRIVE; CENTRAL STREET; COUNTRY ROAD; DRIFTWOOD AVENUE; HANK'S ROAD; HILLBROOK CRESCENT; MAIN STREET (ODD NUMBERS 91 TO 131, EVEN NUMBERS 92 TO 156); OCEANVIEW DRIVE; SUNSET CRESCENT; AND WILLOW DRIVE.	281
21.	CORNER BROOK: GRIFFIN DRIVE (ODD AND EVEN NUMBERS 1 TO 290, FROM ST. MARY'S BROOK TO APPROXIMATELY 1 KILOMETRE FROM DEGROUCHY POINT); LEGGO'S AVENUE; O'BRIEN'S AVENUE; PETLEY STREET; SHEPPARD'S AVENUE; ST. AIDEN'S ROAD; AND WATER STREET (ODD AND EVEN NUMBERS 3 TO 57).	218

## Summary of Polling Divisions HUMBER - BAY OF ISLANDS

**Total Number of Polling Divisions in District: 40**

**Total Number of Registered Electors in District: 10399**

Polling Division	Boundary Descriptions	Registered Electors
22.	CORNER BROOK: BLANCHARD'S AVENUE; BYRNE'S AVENUE; CURLING STREET (EVEN NUMBERS 108 TO 266, ODD NUMBERS 109 TO 287); LEWIN PARKWAY (THE NORTHERN SIDE OF LEWIN PARKWAY FROM O'CONNELL DRIVE TO CURLING STREET); O'CONNELL DRIVE (THAT PORTION FROM THE INTERSECTIONS OF LEWIN PARKWAY TO WOODBINE AVENUE); O'ROURKE'S AVENUE; PARKWAY HEIGHTS; PARSON'S LANE; AND WOODBINE AVENUE (ODD NUMBERS 5 TO 55).	141
23.	CORNER BROOK: BAILEYS LANE; BARRETT'S ROAD; BARRY PLACE; BOLAND'S AVENUE; BRAKES ROAD; COMPAGNON'S LANE; CONWAY ROAD; DUNBAR AVENUE; GRIFFIN DRIVE (ODD AND EVEN NUMBERS 291 TO 554); LEWIS AVENUE; MCEACHERAN'S AVENUE; MUSSEAU'S AVENUE; NOSEWORTHY'S LANE; ST. MARY'S ROAD; STAR STREET; AND WEIR PLACE.	237
24.	CORNER BROOK: COOPER'S ROAD; PETRIES STREET (ODD AND EVEN NUMBERS 7 TO 232); PORTER'S LANE; AND STONE'S ROAD.	274
25.	CORNER BROOK: BURTON'S LANE; CANDOW DRIVE; GEORGETOWN ROAD (EVEN AND ODD NUMBERS 142 TO 303); GLENWOOD AVENUE; GREENWOOD AVENUE; MARTIN'S LANE; PARKWOOD AVENUE; RIDGEWOOD AVENUE; AND WILDWOOD AVENUE.	295
26.	CORNER BROOK: DAWE PLACE; DOMAN'S LANE; HILLIARDS ROAD; KNIGHT'S ROAD; MCLEOD'S LANE; O'CONNELL DRIVE (EVEN AND ODD NUMBERS 566 TO 856, FROM THE INTERSECTIONS OF WOODBINE AVENUE TO PETRIES STREET, INCLUDING LOHNES SENIORS COMPLEX, 652 O'CONNELL DRIVE); SNOOK'S LANE; VERGE PLACE; AND WAREHAM'S ROAD.	299
27.	CORNER BROOK: ALLEN'S ROAD; BARTLETT'S AVENUE; BROOKSIDE AVENUE; CLIFTON AVENUE; CONNORS ROAD; DALE STREET; DAY'S ROAD; HAYES ROAD ; KILLICK PLACE; PIKE'S AVENUE; SAMM'S ROAD; AND YOUNG'S AVENUE.	269
28.	CORNER BROOK: CURLING STREET (EVEN NUMBERS 270 TO 510, INCLUDING BRAKE'S PERSONAL CARE HOME, 292 CURLING STREET, ODD NUMBERS 289 TO 511); AND GEORGETOWN ROAD (ODD AND EVEN NUMBERS 3 TO 141).	293

## Summary of Polling Divisions HUMBER - BAY OF ISLANDS

**Total Number of Polling Divisions in District: 40**

**Total Number of Registered Electors in District: 10399**

Polling Division	Boundary Descriptions	Registered Electors
29.	CORNER BROOK: BASHA PLACE; BIRCHY COVE DRIVE; BROSAN STREET; FAREWELL PLACE; JOYCE PLACE; PENWAY STREET; QUIGLEY PLACE; WOODBINE AVENUE (EVEN NUMBERS 8 TO 34); AND WOODCREST AVENUE.	307
30.	MOUNT MORIAH: BENNETT'S LANE; BUTT'S LANE; COUNCIL ROAD; AND MAIN STREET.	235
31.	MOUNT MORIAH: BIRCHY DRIVE; COCHRANE LANE; DAVIS DRIVE; HUSSEY'S LANE; MACDONALD DRIVE; MORRISON'S LANE; MURLEY'S DRIVE; PARK LANE; SERPENTINE ROAD; SOPER'S DRIVE; STELLA STREET; SWEETAPPLE DRIVE; TOWER ROAD; AND WELSHMAN'S DRIVE.	301
32.	JOHN'S BEACH: THE COMMUNITY OF JOHN'S BEACH INCLUDING COMPANIONS ROAD; DENNIS ROAD; JOHN'S BEACH LANE; MAIN STREET (ALSO KNOWN AS ROUTE 450); PARSON'S ROAD; AND WILDWOOD AVENUE.	108
33.	BENOIT'S COVE: DORMODY ROAD; FIFTH AVENUE; FIR AVENUE; FIRST AVENUE; FOURTH AVENUE; GULF DRIVE; HILLCREST ROAD; INNIS MARA DRIVE; MAIN ROAD (ALSO KNOWN AS ROUTE 450, ODD NUMBERS 447 TO 575, EVEN NUMBERS 456 TO 616); SECOND AVENUE; AND THIRD AVENUE.	255
34.	BENOIT'S COVE: FORESTRY ROAD; HILLVIEW ROAD; HYNES ROAD; PENNHAVEN DRIVE; RUMBOLT'S ROAD; RUSSELLS LANE; AND WEBCON ROAD.	268
35.	BENOIT'S COVE: BENNETT LANE; BOURGEOIS LANE; CAMMIES ROAD; GRAVEYARD ROAD; HAYWARD BOULEVARD; MAIN ROAD (ALSO KNOWN AS ROUTE 450, ODD NUMBERS 187 TO 445, EVEN NUMBERS 238 TO 454); MOLLY'S ROAD; AND PARK DRIVE.	236

## Summary of Polling Divisions HUMBER - BAY OF ISLANDS

**Total Number of Polling Divisions in District: 40**

**Total Number of Registered Electors in District: 10399**

Polling Division	Boundary Descriptions	Registered Electors
36.	HALFWAY POINT: THE COMMUNITY OF HALFWAY POINT INCLUDING CHAYTORS ROAD; CROCKERS ROAD; DONAHUE'S ROAD; ROUTE 450; SHADY LANE; AND SHORELINE ROAD.	199
37.	FRENCHMAN'S COVE (BAY OF ISLANDS): THE TOWN OF FRENCHMAN'S COVE INCLUDING BOLAND'S ROAD; FRENCHMAN'S COVE POINT; ISLAND VIEW ROAD; JOHN FRANK'S ROAD; MAIN ROAD (ALSO KNOWN AS ROUTE 450); SALT WATER ROAD; STRICKLAND'S ROAD; AND SUNSET PLACE.	174
38.	YORK HARBOUR: THE TOWN OF YORK HARBOUR INCLUDING BALSOM DRIVE; BEACH ROAD; BYRNE'S ROAD; CHILD'S ROAD; COPPER MINE BROOK; EAGLE'S NEST; KENDELL'S LANE; MAIN STREET (ALSO KNOWN AS ROUTE 450); MOUNTAINVIEW ROAD; NUMBER 4 BROOK; OCEAN VIEW LANE; SHEPPARD'S LANE; SNOOKS LANE; AND WHEELER'S LANE.	295
39.	LARK HARBOUR: BEACON ROAD; BIRCHY HILL ROAD; CHILD'S ROAD; HARBOURVIEW ROAD; JOYCE ROAD; LITTLE PORT ROAD; PENNELL'S ROAD; AND TRAVERSE ROAD.	203
40.	LARK HARBOUR: BOTTLE COVE ROAD; MAIN STREET (ALSO KNOWN AS ROUTE 450, INCLUDING BLOW ME DOWN RETIREMENT CENTRE, 195A MAIN STREET); PARK & YAUDEN ROAD; AND TOWN HALL ROAD.	196

**Total Electors for HUMBER - BAY OF ISLANDS: 10399**