



House of Assembly Management Commission Agenda

Date: June 14, 2023
Time: 9 a.m.
Location: HOA Committee Room

Televised Meeting

1. Approval of Minutes:
 - a. February 21, 2023
 - b. February 22, 2023
 - c. May 24, 2023
 - d. June 7, 2023
2. Speaker's Report – Rulings on Allowance Use
3. Financial Reports:
 - a. April 1, 2022 to December 31, 2022
 - b. April 1, 2022 to March 31, 2023
4. Report of Budget Transfers Processed – Fiscal Year 2022-23
5. Confirmation of Rule Amendment for Intra & Extra Constituency Allocations
6. Audit Committee Recommendation – Employee Code of Conduct
7. Eligibility of Christmas Greetings – Advertising and Special Occasion Cards
8. Severance Policy for MHAs

In Camera Meeting



**House of Assembly
Newfoundland and Labrador**

**Minutes of the House of Assembly
Management Commission**

Date: February 21, 2023

Location: House of Assembly Committee Room

Time: 2:30 p.m.

Members Present:

Hon. Derek Bennett, Speaker (Chair)

Hon. John Hogan, Government House Leader

Barry Petten, Opposition House Leader

Hon. Lisa Dempster, MHA (LIB), Cartwright - L'Anse au Clair

Lela Evans, MHA (NDP), Torngat Mountains

Craig Pardy, MHA (PC), Bonavista

Paul Pike, MHA (LIB), Burin - Grand Bank

Sandra Barnes, Clerk of the House of Assembly/Secretary to the Commission

Other

Brian Warr, Deputy Speaker

Kim Hawley George, Law Clerk/Clerk Assistant (A)

Bobbi Russell, Policy and Communications Officer

Wanda Lee Mercer, Chief Financial Officer

Wanda Strowbridge, Manager of Financial Planning and Reporting

Denise Hanrahan, Auditor General

Travis Wooley, Chief Electoral Officer (A)

Susan Walsh, Seniors' Advocate

CM 2023-008 The Commission, at an *in camera* meeting, approved the 2023-2024 estimates for the following activities within the Legislature to be forwarded to the Minister of Finance for inclusion in the 2023 Estimates and voted on in the House of Assembly:

- Administrative Support - \$2,465,500
- Legislative Library and Records Management - \$779,000
- Hansard and Broadcast Centre - \$979,400
- Members' Resources - \$9,920,600
- House Operations - \$417,900
- Government Members' Caucus - \$443,500
- Official Opposition Caucus - \$1,269,100
- Third Party Caucus - \$502,100
- Office of the Auditor General - \$8,800,600

- Office of the Chief Electoral Officer - \$2,256,200
- Office of the Citizens' Representative - \$1,062,600
- Office of the Child and Youth Advocate - \$1,493,700
- Office of the Information and Privacy Commissioner - \$1,451,500
- Office of the Seniors' Advocate - \$594,800
- Office of the Commissioner for Legislative Standards - \$175,000

CM 2023-009 The Commission, at an *in camera* meeting, approved a pre-commitment of funds up to \$730,000 for fiscal year 2024-2025 to accommodate upgrades to the House of Assembly broadcast system.

CM 2023-010 The Commission, at an *in camera* meeting, approved a pre-commitment of funds up to \$163,500 for fiscal year 2023-2024 related to a review of statutory provisions related to Members' Compensation Review Committees.

Adjournment: 5:30 p.m.

Hon. Derek Bennett
Speaker (Chair)

Sandra Barnes
Clerk of the House of Assembly/Secretary to the Commission



**House of Assembly
Newfoundland and Labrador**

**Minutes of the House of Assembly
Management Commission**

Date: February 22, 2023

Location: House of Assembly Chamber

Time: 9:30 a.m.

Members Present:

Hon. Derek Bennett, Speaker (Chair)

Hon. John Hogan, Government House Leader

Barry Petten, Opposition House Leader

Hon. Lisa Dempster, MHA (LIB), Cartwright - L'Anse au Clair

Lela Evans, MHA (NDP), Torngat Mountains

Craig Pardy, MHA (PC), Bonavista

Paul Pike, MHA (LIB), Burin - Grand Bank

Sandra Barnes, Clerk of the House of Assembly/Secretary to the Commission

Other

Kim Hawley George, Law Clerk/Clerk Assistant (A)

Bobbi Russell, Policy and Communications Officer

Regrets

Brian Warr, Deputy Speaker

CM 2023-011 The Commission approved the Minutes of the meeting held on January 31, 2023.

CM 2023-012 The Commission directed that the Guidelines for Reimbursement of Legal Fees for Members be amended to provide that legal fees relating to court actions resulting from a decision of the House of Assembly respecting MHA Code of Conduct matters will be reimbursed as follows:

- If the Member initiates the court action, no reimbursement;
- If the Member has court action brought against them, the request for reimbursement will be considered in accordance with the current policy provisions, on a case-by-case basis.

CM 2023-013 The Commission directed that the Guidelines for Reimbursement of Legal Fees for Members be amended to provide that, where requested, legal fees incurred by Members in all other court actions, whether those actions were

initiated by or against a Member, will be considered in accordance with the current policy provisions, on a case-by-case basis.

CM 2023-014 The Commission directed that the Guidelines for Reimbursement of Legal Fees for Members be amended to provide that legal fees incurred by a Member relating to participation in a review under the MHA Code of Conduct, whether the review was initiated by or against the Member, will not be reimbursed.

CM 2023-015 The Commission directed that legal fees incurred by Members and employees of the Legislative branch relating to a complaint under the Harassment-Free Workplace Policy Applicable to Complaints Against MHAs will not be reimbursed.

CM 2023-016 The Commission approved the proposed funding formula for the Intra & Extra constituency allocation, which allocates consistent funding for districts in the same category according to the density index, as calculated by the Economics and Statistics Branch, and uses historical usage data to assign estimates for funding components and calculation assumptions.

The Commission assigned the following categories, according to the density index, and the following numbers for each of the Intra and Extra constituency allocation funding components:

Category /Density index	Meals (# of days)	Accommodations (# of nights)	Mileage (Kilometers)	Other Travel (\$)
Category 1 - Density index < 10	15	6	5,800	\$1,000
Category 2 - Density index 10-30	25	10	8,800	\$1,000
Category 3 - Density index 31-70	40	20	14,000	\$1,000
Category 4 - Density index 71-118	50	25	16,000	\$1,000
Category 5 – anomalies:				
Cartwright - L'anse au Clair	50	40	18,000	\$11,100
Conception Bay East - Bell Island	40	28	5,800	\$1,000
Torngat Mountains	60	48	0	\$11,680

The Commission approved the following formula and assumptions to calculate Intra & Extra constituency allocations for each district category and anomaly districts:

- Meals [# of days x daily meal per diem rate as established by the Rules]; **PLUS**
- Accommodations [# of nights x average nightly rate in temporary accommodations based on analysis of I&E historical usage]; **PLUS**
- Mileage [# of kms x average of the designated Government of Newfoundland and Labrador mileage reimbursement rates in the preceding calendar year]; **PLUS**
- Other travel.

The Commission directed that reassessment of formula components and possible Intra and Extra constituency allocation adjustments be carried out under the following circumstances and brought back to the Commission for consideration:

- New census;
- Electoral boundary changes;
- Significant price increases;
- Changes to per diem rates; and
- Resettlement of remote communities.

The Commission directed that the process to amend Schedule A of the *Members' Resources and Allowances Rules* proceed at this time, pursuant to subsection 15(5) of the *House of Assembly Accountability, Integrity and Administration Act*, to reflect the new Intra and Extra constituency allocation amounts as calculated using the funding formula.

CM 2023-017 The Commission issued the following directive, pursuant to subparagraph 20(6)(b)(i) of the *House of Assembly Accountability, Integrity and Administration Act*:

That language training expenses support constituency business and are eligible for reimbursement for the purposes of training expenses charged under Section 24 and Section 46 of the *Members' Resources and Allowances Rules*.

Adjournment: 11:10 a.m.

Hon. Derek Bennett
Speaker (Chair)

Sandra Barnes
Clerk of the House of Assembly/Secretary to the Commission



**House of Assembly
Newfoundland and Labrador**

**Minutes of the House of Assembly
Management Commission**

Date: May 24, 2023

Location: House of Assembly Committee Room

Time: 8:30 a.m.

Members Present:

Hon. Derek Bennett, Speaker (Chair)

Hon. John Hogan, Government House Leader

Barry Petten, Opposition House Leader

Hon. Lisa Dempster, MHA (LIB), Cartwright - L'Anse au Clair

Lela Evans, MHA (NDP), Torngat Mountains

Craig Pardy, MHA (PC), Bonavista

Sandra Barnes, Clerk of the House of Assembly/Secretary to the Commission

Other

Brian Warr, Deputy Speaker

Kim Hawley George, Law Clerk/Clerk Assistant (A)

Bobbi Russell, Policy and Communications Officer

Regrets

Paul Pike, MHA (LIB), Burin - Grand Bank

The Commission, at an *in camera* meeting, discussed correspondence from the Member for Humber - Bay of Islands dated February 2, 2023; April 26, 2023 (three); May 10, 2023; and May 19, 2023, and deferred a response pending further discussion at a future meeting.

Adjournment: 9:50 a.m.

Hon. Derek Bennett
Speaker (Chair)

Sandra Barnes
Clerk of the House of Assembly/Secretary to the Commission



**House of Assembly
Newfoundland and Labrador**

**Minutes of the House of Assembly
Management Commission**

Date: June 7, 2023

Location: Speaker's boardroom/Videoconference

Time: 9:50 a.m.

Members Present:

Hon. Derek Bennett, Speaker (Chair)

Hon. John Hogan, Government House Leader

Barry Petten, Opposition House Leader (by video)

Hon. Lisa Dempster, MHA (LIB), Cartwright - L'Anse au Clair (by video)

Lela Evans, MHA (NDP), Torngat Mountains (by phone)

Craig Pardy, MHA (PC), Bonavista

Paul Pike, MHA (LIB), Burin - Grand Bank

Sandra Barnes, Clerk of the House of Assembly/Secretary to the Commission

Other

Brian Warr, Deputy Speaker

Kim Hawley George, Law Clerk/Clerk Assistant (A)

Bobbi Russell, Policy and Communications Officer

The Commission, at an *in camera* meeting, provided direction on a review of the provisions of Section 16 of the *House of Assembly Accountability, Integrity and Administration Act*.

The Commission, at an *in camera* meeting, provided direction on the Members' Compensation Review Committee for the 50th General Assembly.

The Commission, at an *in camera* meeting, recommended to the Lieutenant-Governor in Council, that effective May 26, 2023, Travis Wooley be appointed acting Chief Electoral Officer at the appropriate step on the EP-06 scale, pursuant to subsection 5.5(1) of the *Elections Act, 1991*, and waived the 2-day waiting period for this decision.

The Commission, at an *in camera* meeting, recommended to the Lieutenant-Governor in Council, that effective May 26, 2023, Ann Chafe be appointed acting Commissioner for Legislative Standards at the appropriate step on the EP-06 scale, pursuant to subsection 34(8) of the *House of Assembly Act*, and waived the 2-day waiting period for this decision.

The Commission, at an *in camera* meeting, approved reimbursement of legal fees in accordance with the exception provisions of the Guidelines on the Reimbursement of Legal Fees for Members of the House of Assembly for the Member for Harbour Grace - Port de Grave in the amounts of \$3,842.15 and \$563.50.

The Commission, at an *in camera* meeting, confirmed the Newfoundland and Labrador Legislature's support towards the cost of a Clerk's Table for the Prince Edward Island Legislature, further to a request from the Speaker of the Legislative Assembly of Ontario, and directed the Speaker to respond accordingly.

The Commission, at an *in camera* meeting, provided direction of office space leases for the Office of the Child and Youth Advocate and the Office of the Chief Electoral Officer.

The Commission, at an *in camera* meeting, approved the payment of Registered Social Worker professional fees, in the amount of \$400 per year, for the Child and Youth Advocate.

The Commission, at an *in camera* meeting, directed the Law Clerk to draft a response to the Member for Humber - Bay of Islands respecting his correspondence of February 2, 2023; April 26, 2023; May 10, 2023; and May 19, 2023; for review by the Commission at its next *in camera* meeting.

Adjournment: 10:48 a.m.

Hon. Derek Bennett
Speaker (Chair)

Sandra Barnes
Clerk of the House of Assembly/Secretary to the Commission



**House of Assembly
Newfoundland & Labrador**

To: House of Assembly Management Commission
From: Speaker of the House of Assembly
Date: June 14, 2023
Subject: Rulings of Allowance Use

The process for rulings on allowance use is outlined in Section 24 of the *House of Assembly Accountability, Integrity and Administration Act* (the Act). The Act gives authority for the Speaker to make rulings when expenditures of Members have been rejected for payment, provided that the ruling is distributed to and receives concurrence of the Management Commission.

The report below provides the details with respect to all such rulings for the **period ended: INSERT**. These expenditures were rejected for payment because they were not submitted within 60-days of being made; however they are permitted and are in compliance with all other provisions of the *Members' Resources and Allowances Rules*.

DISTRICT	MEMBER	AMOUNT	DETAILS
Grand Falls- Windsor - Buchans	Chris Tibbs	\$172.50 \$209.88	Expenditures initially rejected for payment because they were not submitted within 30 days of the end of the fiscal year as required under subsection 7(2) of the <i>Members' Resources and Allowances Rules</i> (the Rules). The expenditures are in compliance with all other provisions of the Rules.
Carbonear - Trinity - Bay de Verde	Steve Crocker	\$18.11	Expenditures initially rejected for payment because they were not submitted within 30 days of the end of the fiscal year as required under subsection 7(2) of the <i>Members' Resources and Allowances Rules</i> (the Rules). The

DISTRICT	MEMBER	AMOUNT	DETAILS
			expenditures are in compliance with all other provisions of the Rules.
Windsor Lake	John Hogan	\$107.08 \$53.54 \$343.97 \$134.90	Expenditures initially rejected for payment because they were not submitted within 60-days of being made. These expenditures are in compliance with all other provisions of the <i>Members' Resources and Allowances Rules</i> .
Torngat Mountains	Lela Evans	\$4763.97 \$4043.19	Expenditures initially rejected for payment because they were not submitted within 60-days of being made. These expenditures are in compliance with all other provisions of the <i>Members' Resources and Allowances Rules</i> .
Torngat Mountains	Lela Evans	\$1869.89 \$4016.15	Expenditures initially rejected for payment because they were not submitted within 30 days of the end of the fiscal year as required under subsection 7(2) of the <i>Members' Resources and Allowances Rules</i> (the Rules). The expenditures are in compliance with all other provisions of the Rules.
Gander	John Haggie	\$460.00	Expenditures initially rejected for payment because they were not submitted within 30 days of the end of the fiscal year as required under subsection 7(2) of the <i>Members' Resources and Allowances Rules</i> (the Rules). The expenditures are in compliance with all other provisions of the Rules.

**House of Assembly Management Commission
Briefing Note**

Title: Financial Reports

Issue: Review of financial reports for the following periods:

- April 1, 2022 to December 31, 2022; and
- April 1, 2022 to March 31, 2023.

Background:

- Paragraph 20(5)(a) of the *House of Assembly Accountability, Integrity and Administration Act* (the Act) states that the Management Commission shall “regularly, and at least quarterly, review the financial performance of the House of Assembly as well as the actual expenditures of members compared with approved allocations.”
- The details of the financial performance of the Legislature (excluding the Office of the Auditor General) are included in an attached Statements of Revenue and Expenditure for the periods ended December 31, 2022 and March 31, 2023. Separate statements outlining the financial performance of the Office of the Auditor General for the same periods are also attached. These reports show the actual expenditures and revenues for the fiscal year, as well as all known savings or overruns over budgeted amounts and explanations for significant amounts.
- The actual expenditures compared with the approved allocations for each MHA are attached in the Members’ Expenditures Summarized by Category reports for the periods ended December 31, 2022 and March 31, 2023.

Analysis:

Legal Consultation:

Not applicable

Internal Consultation(s):

Not applicable

External Consultation(s):

Not applicable

Comparison to Government Policy:

Not applicable

Financial Impact:

Not applicable

Legislative Impact:

Not applicable

Options:

- Not applicable

Status:

- Not applicable

Action Required:

- For review purposes

Drafted by: Wanda Lee Mercer
Date: June 8, 2023

Approved by: Sandra Barnes

Attachments:

1. Statement of Revenue and Expenditure – Legislature (excluding the Office of the Auditor General)
2. Statement of Revenue and Expenditure – Office of the Auditor General
3. Member Accountability and Disclosure Reports



LEGISLATURE (excluding The Office of the Auditor General)
STATEMENT OF REVENUE AND EXPENDITURE
For the Period 1 April 2022 to 31 December 2022
Unaudited

	Original Estimates	Operating Budget	Expenditures Plus Encumbrances & Revenues	Projected Total Expenditures & Revenue	Projected Savings (Over- runs) from Original Budget		Projected Savings (Over- runs) from Operating Budget
1.1.01. ADMINISTRATIVE SUPPORT							
01. Salaries	2,016,300	2,016,300	1,401,134	1,875,000	141,300	1	141,300
Operating Accounts:							
<i>Employee Benefits</i>	4,500	5,100	5,039	5,400	(900)	2	(300)
<i>Transportation and Communications</i>	59,400	59,400	38,052	49,400	10,000	3	10,000
<i>Supplies</i>	36,200	36,200	29,759	31,200	5,000	4	5,000
<i>Professional Services</i>	61,100	61,100	61,044	61,100	-		-
<i>Purchased Services</i>	62,000	61,400	23,856	27,000	35,000	5	34,400
<i>Property, Furnishings and Equipment</i>	92,500	92,500	79,456	82,500	10,000	6	10,000
02. Operating Accounts	315,700	315,700	237,206	256,600	59,100		59,100
	2,332,000	2,332,000	1,638,340	2,131,600	200,400		200,400
02. Revenue - Provincial	-	-	(968)	(1,000)	1,000	7	1,000
Total: Administrative Support	2,332,000	2,332,000	1,637,372	2,130,600	201,400		201,400

1. Projected savings due to temporary vacancies, partially offset by paid leave, salary increases, recognition bonus and overtime payouts.
2. Projected overruns due to higher than anticipated conference fees than anticipated.
3. Projected savings due to less than anticipated travel expenditures.
4. Projected savings as expenditures for office supplies are less than anticipated.
5. Projected savings as metering, training and other purchased services were less than anticipated.
6. Projected savings as expenditures for office equipment is budgeted for the House of Assembly Service, Caucus and Statutory Offices in this activity. Purchases were impacted by delays in shipping due to Covid-19.
7. Mainly related to airfare refund and return of petty cash.



LEGISLATURE (excluding The Office of the Auditor General)
STATEMENT OF REVENUE AND EXPENDITURE
For the Period 1 April 2022 to 31 December 2022
Unaudited

	Original Estimates	Operating Budget	Expenditures Plus Encumbrances & Revenues	Projected Total Expenditures & Revenue	Projected Savings (Over- runs) from Original Budget		Projected Savings (Over- runs) from Operating Budget
1.1.02. LEGISLATIVE LIBRARY AND RECORDS MANAGEMENT							
01. Salaries	687,200	687,200	516,705	714,700	(27,500)	1	(27,500)
Operating Accounts:							
<i>Employee Benefits</i>	900	900	399	400	500		500
<i>Transportation and Communications</i>	8,000	5,800	3,543	3,600	4,400	2	2,200
<i>Supplies</i>	47,000	49,200	49,078	50,600	(3,600)	3	(1,400)
<i>Purchased Services</i>	5,500	5,500	2,410	3,600	1,900	4	1,900
<i>Property, Furnishings and Equipment</i>					-		-
02. Operating Accounts	61,400	61,400	55,430	58,200	3,200		3,200
Total: Legislative Library and Records Management	748,600	748,600	572,135	772,900	(24,300)		(24,300)

1. Projected overruns due to salary increases and recognition bonus payments.
2. Projected savings due to less than anticipated travel expenditures.
3. Projected overruns as supplies are higher than anticipated.
4. Projected savings as binding, shredding and other purchased services less than anticipated.



LEGISLATURE (excluding The Office of the Auditor General)
STATEMENT OF REVENUE AND EXPENDITURE
For the Period 1 April 2022 to 31 December 2022
Unaudited

	Original Estimates	Operating Budget	Expenditures Plus Encumbrances & Revenues	Projected Total Expenditures & Revenue	Projected Savings (Over- runs) from Original Budget		Projected Savings (Over- runs) from Operating Budget
1.1.03. HANSARD AND THE BROADCAST CENTRE							
01. Salaries	670,900	670,900	466,449	641,800	29,100	1	29,100
Operating Accounts:							
<i>Employee Benefits</i>	600	600	300	300	300		300
<i>Transportation and Communications</i>	7,300	7,300	6,444	7,300	-		-
<i>Supplies</i>	56,900	56,900	50,239	52,600	4,300	2	4,300
<i>Professional Services</i>	18,000	18,000	6,000	6,000	12,000	3	12,000
<i>Purchased Services</i>	208,700	208,700	199,563	173,500	35,200	4	35,200
<i>Property, Furnishings and Equipment</i>	10,000	10,000	7,034	9,100	900		900
02. Operating Accounts	301,500	301,500	269,580	248,800	52,700		52,700
	972,400	972,400	736,029	890,600	81,800		81,800
02. Revenue - Provincial			-		-		-
Total: Hansard and the Broadcast	972,400	972,400	736,029	890,600	81,800		81,800

1. Projected savings due to temporary vacancies, partially offset by paid leave, salary increases, recognition bonus and overtime payouts.

2. Projected savings as expenditures for office supplies less than anticipated.

3. Projected savings as consultant services costs less than anticipated.

4. Projected savings as satellite and closed captioning expenditures less than anticipated due to fewer house sitting days.



LEGISLATURE (excluding The Office of the Auditor General)
STATEMENT OF REVENUE AND EXPENDITURE
For the Period 1 April 2022 to 31 December 2022
Unaudited

	Original Estimates	Operating Budget	Expenditures Plus Encumbrances & Revenues	Projected Total Expenditures & Revenue	Projected Savings (Over- runs) from Original Budget		Projected Savings (Over- runs) from Operating Budget
1.1.04. MEMBERS' RESOURCES							
01. Salaries	6,968,100	6,930,900	4,769,615	6,508,100	460,000	1	422,800
Operating Accounts:							
<i>Transportation and Communications</i>	10,200	10,200	-	100	10,100	2	10,100
<i>Supplies</i>	5,000	5,000	-	-	5,000	3	5,000
<i>Professional Services</i>	361,200	361,200	1,061	1,100	360,100	4	
<i>Purchased Services</i>	20,000	20,000	550	1,000	19,000	5	19,000
02. Operating Accounts	396,400	396,400	1,611	2,200	394,200		34,100
09. Allowances and Assistance	2,363,700	2,258,500	1,146,315	1,513,700	850,000	6	744,800
10. Grants and Subsidies	6,300	6,300	3,113	3,900	2,400	7	2,400
	9,734,500	9,592,100	5,920,654	8,027,900	1,706,600		1,204,100
02. Revenue - Provincial	-	-	(10,648)	(10,700)	10,700	8	10,700
Total: Members' Resources	9,734,500	9,592,100	5,910,006	8,017,200	1,717,300		1,214,800

1. Projected savings due to less than anticipated costs for Constituency Assistants, Replacement Constituency Assistants, one less private member, partially offset by severance and paid leave payments, salary increases and recognition bonus payouts.

2. Projected savings due to less than anticipated travel expenditures.

3. Projected savings as expenditures for office supplies are less than anticipated.

4. Projected savings as expenditures for consulting services less than anticipated.

5. Projected savings as metering, training and other purchased services were less than anticipated.

6. Projected savings as Members may not avail of the maximum allowable funds.

7. Projected savings as two less Independent Members for 2022-23.

8. Revenues mainly related to repayment of excess constituency allowance and repayment of an operational funding grant.



LEGISLATURE (excluding The Office of the Auditor General)
STATEMENT OF REVENUE AND EXPENDITURE
For the Period 1 April 2022 to 31 December 2022
Unaudited

	Original Estimates	Operating Budget	Expenditures Plus Encumbrances & Revenues	Projected Total Expenditures & Revenue	Projected Savings (Over- runs) from Original Budget		Projected Savings (Over- runs) from Operating Budget
1.1.05. HOUSE OPERATIONS							
01. Salaries	209,100	209,100	125,639	172,100	37,000	1	37,000
Operating Accounts:							
<i>Employee Benefits</i>	5,900	6,400	6,400	7,300	(1,400)	2	(900)
<i>Transportation and Communications</i>	125,000	120,600	57,119	90,000	35,000	3	30,600
<i>Supplies</i>	14,500	14,500	10,546	11,500	3,000	4	3,000
<i>Professional Services</i>	3,900	107,400	167,911	146,900	(143,000)	5	(39,500)
<i>Purchased Services</i>	41,500	41,500	30,057	41,500	-		-
<i>Property, Furnishings and Equipment</i>	1,700	3,800	1,981	2,000	(300)		1,800
02. Operating Accounts	192,500	294,200	274,014	299,200	(106,700)		(5,000)
10. Grants and Subsidies	11,600	11,600	1,167	13,600	(2,000)	6	(2,000)
	413,200	514,900	400,820	484,900	(71,700)		30,000
02. Revenue - Provincial	-	-	-	-	-		-
Total: House Operations	413,200	514,900	400,820	484,900	(71,700)		30,000

1. Projected savings due to temporary vacancies, partially offset by salary increases, recognition bonus payouts.
2. Projected overruns as conference fees higher than anticipated.
3. Projected savings due to less travel than anticipated
4. Projected savings as expenditures for office supplies are less than anticipated.
5. Projected overruns due to the unbudgeted cost of consulting services and legal fees.
6. Projected overrun due to late scheduling of NL Youth Parliament.



LEGISLATURE (excluding The Office of the Auditor General)
STATEMENT OF REVENUE AND EXPENDITURE
For the Period 1 April 2022 to 31 December 2022
Unaudited

	Original Estimates	Operating Budget	Expenditures Plus Encumbrances & Revenues	Projected Total Expenditures & Revenue	Projected Savings (Over- runs) from Original Budget		Projected Savings (Over- runs) from Operating Budget
1.1.06. GOVERNMENT MEMBERS CAUCUS							
01. Salaries	327,200	340,400	243,349	321,100	6,100	¹	19,300
Operating Accounts:							
<i>Employee Benefits</i>	1,000	1,000	-	-	1,000		1,000
<i>Transportation and Communications</i>	19,900	19,900	8,433	11,900	8,000	²	8,000
<i>Supplies</i>	8,600	8,600	7,044	8,600	-		-
<i>Purchased Services</i>	7,500	7,500	4,918	6,000	1,500		1,500
<i>Property, Furnishings and Equipment</i>	2,400	2,400	583	1,100	1,300		1,300
02. Operating Accounts	39,400	39,400	20,978	27,600	11,800		11,800
10. Grants and Subsidies	32,700	32,700	24,986	33,600	(900)		(900)
Total: Government Members Caucus	399,300	412,500	289,313	382,300	17,000		30,200

1. Projected savings due to temporary vacancies, increase of one private member, partially offset by salary increases and recognition bonus payouts.

2. Projected savings due to less travel than anticipated.



LEGISLATURE (excluding The Office of the Auditor General)
STATEMENT OF REVENUE AND EXPENDITURE
For the Period 1 April 2022 to 31 December 2022
Unaudited

	Original Estimates	Operating Budget	Expenditures Plus Encumbrances & Revenues	Projected Total Expenditures & Revenue	Projected Savings (Over- runs) from Original Budget		Projected Savings (Over- runs) from Operating Budget
1.1.07. OFFICIAL OPPOSITION CAUCUS							
01. Salaries	1,081,100	1,081,100	818,805	1,108,200	(27,100)	1	(27,100)
Operating Accounts:							
<i>Employee Benefits</i>	3,000	3,000	1,982	2,000	1,000		1,000
<i>Transportation and Communications</i>	79,400	79,400	42,955	44,400	35,000	2	35,000
<i>Supplies</i>	24,000	24,000	13,117	16,000	8,000	3	8,000
<i>Purchased Services</i>	22,000	22,000	16,218	22,000	-		-
<i>Property, Furnishings and Equipment</i>	5,500	5,500	1,942	2,500	3,000	4	3,000
02. Operating Accounts	133,900	133,900	76,214	86,900	47,000		47,000
10. Grants and Subsidies	18,700	18,700	14,008	18,700	-		-
Total: Official Opposition Caucus	1,233,700	1,233,700	909,027	1,213,800	19,900		19,900

1. Projected overruns due to salary increases, paid leave, recognition bonus payouts and decrease of one private member.

2. Projected savings due to less travel than anticipated.

3. Projected savings as expenditures for office supplies are less than anticipated.

4. Projected savings as expenditures for office equipment less than anticipated.



LEGISLATURE (excluding The Office of the Auditor General)
STATEMENT OF REVENUE AND EXPENDITURE
For the Period 1 April 2022 to 31 December 2022
Unaudited

	Original Estimates	Operating Budget	Expenditures Plus Encumbrances & Revenues	Projected Total Expenditures & Revenue	Projected Savings (Over- runs) from Original Budget		Projected Savings (Over- runs) from Operating Budget
1.1.08. THIRD PARTY CAUCUS							
01. Salaries	405,600	429,600	283,763	361,600	44,000	1	68,000
Operating Accounts:							
<i>Employee Benefits</i>	1,000	1,000	-	-	1,000		1,000
<i>Transportation and Communications</i>	21,700	21,700	7,133	8,700	13,000	2	13,000
<i>Supplies</i>	8,300	8,300	2,533	3,300	5,000	3	5,000
<i>Purchased Services</i>	7,500	7,500	4,351	4,500	3,000	4	3,000
<i>Property, Furnishings and Equipment</i>	1,800	1,800	1,436	1,500	300		300
02. Operating Accounts	40,300	40,300	15,453	18,000	22,300		22,300
10. Grants and Subsidies	12,500	12,500	9,339	12,500	-		-
Total: Third Party Caucus	458,400	482,400	308,555	392,100	66,300		90,300
TOTAL HOUSE OF ASSEMBLY	16,292,100	16,288,600	10,763,257	14,284,400	2,007,700		1,644,100

1. Projected savings due to temporary vacancies and increase of 1 private member, partially offset by paid leave, salary increase and recognition

2. Projected savings due to less travel than anticipated.

3. Projected savings as expenditures for office supplies are less than anticipated.

4. Projected savings as costs for metering, training and other services less than anticipated.



LEGISLATURE (excluding The Office of the Auditor General)
STATEMENT OF REVENUE AND EXPENDITURE
For the Period 1 April 2022 to 31 December 2022
Unaudited

	Original Estimates	Operating Budget	Expenditures Plus Encumbrances & Revenues	Projected Total Expenditures & Revenue	Projected Savings (Over- runs) from Original Budget		Projected Savings (Over- runs) from Operating Budget
3.1.01. OFFICE OF THE CHIEF ELECTORAL OFFICER							
01. Salaries	914,400	914,400	636,302	914,400	-		-
Operating Accounts:							
<i>Employee Benefits</i>	4,500	4,500	2,182	4,500	-		-
<i>Transportation and Communications</i>	104,400	104,400	54,605	77,800	26,600	1	26,600
<i>Supplies</i>	64,000	75,300	73,909	80,300	(16,300)	2	(5,000)
<i>Professional Services</i>	83,000	83,000	73,299	113,300	(30,300)	3	(30,300)
<i>Purchased Services</i>	301,000	289,400	220,653	225,700	75,300	4	63,700
<i>Property, Furnishings and Equipment</i>	7,000	7,300	3,268	8,100	(1,100)		(800)
02. Operating Accounts	563,900	563,900	427,916	509,700	54,200		54,200
10. Grants and Subsidies	-	3,500	3,416	3,500	(3,500)	5	-
	1,478,300	1,481,800	1,067,634	1,427,600	50,700		54,200
02. Revenue - Provincial			(3,490)	(5,400)	5,400	6	5,400
Total: Office of the Chief Electoral	1,478,300	1,481,800	1,064,145	1,422,200	56,100		59,600

1. Projected savings due to less travel costs than anticipated.

2. Projected overruns as office supplies are higher than anticipated.

3. Projected overruns due to higher than anticipated legal fees.

4. Projected savings as metering, training and other services are less than anticipated.

5. Projected overrun due to the unbudgeted cost of grants and subsidies payments related to General Election 2021.

6. Related to repayment of car rental invoice and deposit of surplus in Trust Account to CRF.



LEGISLATURE (excluding The Office of the Auditor General)
STATEMENT OF REVENUE AND EXPENDITURE
For the Period 1 April 2022 to 31 December 2022
Unaudited

	Original Estimates	Operating Budget	Expenditures Plus Encumbrances & Revenues	Projected Total Expenditures & Revenue	Projected Savings (Over- runs) from Original Budget		Projected Savings (Over- runs) from Operating Budget
4.1.01. OFFICE OF THE CITIZENS' REPRESENTATIVE							
01. Salaries	798,100	798,100	538,877	741,100	57,000	1	57,000
Operating Accounts:							
<i>Employee Benefits</i>	7,000	7,000	725	7,000	-		-
<i>Transportation and Communications</i>	34,800	34,800	12,117	19,800	15,000	2	15,000
<i>Supplies</i>	5,000	5,000	3,568	5,000	-		-
<i>Professional Services</i>	69,600	69,600	65,232	78,700	(9,100)	3	(9,100)
<i>Purchased Services</i>	108,000	108,000	79,494	83,000	25,000	4	25,000
						5	
<i>Property, Furnishings and Equipment</i>	8,000	8,000	355	500	7,500		7,500
02. Operating Accounts	232,400	232,400	161,491	194,000	38,400		38,400
Total: Office of the Citizens' Representative	1,030,500	1,030,500	700,368	935,100	95,400		95,400

1. Projected savings due to temporary vacancies and hiring on a lower level, partially offset by salary savings and recognition bonus.
2. Projected savings due to less travel than anticipated.
3. Projected overruns due to higher legal fees than anticipated.
4. Projected savings as training and development and other purchased services less than anticipated.
5. Projected savings due to less than anticipated costs for office furnishings and equipment.



LEGISLATURE (excluding The Office of the Auditor General)
STATEMENT OF REVENUE AND EXPENDITURE
For the Period 1 April 2022 to 31 December 2022
Unaudited

	Original Estimates	Operating Budget	Expenditures Plus Encumbrances & Revenues	Projected Total Expenditures & Revenue	Projected Savings (Over- runs) from Original Budget		Projected Savings (Over- runs) from Operating Budget
5.1.01. OFFICE OF THE CHILD AND YOUTH ADVOCATE							
01. Salaries	1,196,600	1,196,600	790,037	1,124,400	72,200	1	72,200
Operating Accounts:							
<i>Employee Benefits</i>	3,500	3,500	624	1,400	2,100	2	2,100
<i>Transportation and Communications</i>	55,400	49,900	23,524	34,900	20,500	3	15,000
<i>Supplies</i>	6,000	6,000	3,993	6,000	-		-
<i>Professional Services</i>	19,000	19,000	3,285	9,000	10,000	4	10,000
<i>Purchased Services</i>	160,900	160,900	131,646	138,300	22,600	5	22,600
<i>Property, Furnishings and Equipment</i>	4,000	9,500	9,457	9,500	(5,500)	6	-
02. Operating Accounts	248,800	248,800	172,529	199,100	49,700		49,700
Total: Office of the Child and Youth Advocate	1,445,400	1,445,400	962,566	1,323,500	121,900		121,900

1. Projected savings due to temporary vacancies and hiring on a lower level, partially offset by salary increases and recognition bonus payouts.
2. Projected savings due to less than anticipated costs of conference registrations.
3. Projected savings due to less travel than anticipated.
4. Projected savings due legal and consulting fees less than anticipated.
5. Projected savings as training and development and other purchased services less than anticipated.
6. Projected overruns as furniture and equipment expenditures are higher than anticipated. Equipment below OCIO standards is being replaced.



LEGISLATURE (excluding The Office of the Auditor General)
STATEMENT OF REVENUE AND EXPENDITURE
For the Period 1 April 2022 to 31 December 2022
Unaudited

	Original Estimates	Operating Budget	Expenditures Plus Encumbrances & Revenues	Projected Total Expenditures & Revenue	Projected Savings (Over- runs) from Original Budget		Projected Savings (Over- runs) from Operating Budget
6.1.01. OFFICE OF THE INFORMATION AND PRIVACY COMMISSIONER							
01. Salaries	1,161,200	1,155,500	817,823	1,149,200	12,000	1	6,300
Operating Accounts:							
Employee Benefits	4,500	4,500	2,098	3,000	1,500		1,500
Transportation and Communications	32,800	32,800	17,514	23,000	9,800	2	9,800
Supplies	6,700	6,700	5,157	6,700	-		-
Professional Services	175,000	175,000	119,212	141,200	33,800	3	33,800
Purchased Services	142,400	147,100	146,962	152,000	(9,600)	4	(4,900)
Property, Furnishings and Equipment	2,000	3,000	2,980	8,200	(6,200)	5	(5,200)
02. Operating Accounts	363,400	369,100	293,923	334,100	29,300		35,000
02. Revenue - Provincial	(3,500)	-	(15,219)	(17,700)	14,200	6	17,700
Total: Office of the Information and Commissioner	1,521,100	1,524,600	1,096,527	1,465,600	55,500		59,000

1. Projected savings due to temporary vacancies, delayed hirings and hirings on a lower level, partially offset by salary increases and recognition

2. Projected savings due to less travel than anticipated.

3. Projected savings due to less legal and consulting fees than anticipated.

4. Projected overruns as costs to host F/P/T Information and Privacy Commissioners/Ombudsmenpersons Annual Conference are higher than anticipated.

5. Projected overruns as furniture and equipment are higher than anticipated.

6. Registration fees higher than anticipated from F/P/T Information and Privacy Commissioners/Ombudsmenpersons Annual Conference.



LEGISLATURE (excluding The Office of the Auditor General)
STATEMENT OF REVENUE AND EXPENDITURE
For the Period 1 April 2022 to 31 December 2022
Unaudited

	Original Estimates	Operating Budget	Expenditures Plus Encumbrances & Revenues	Projected Total Expenditures & Revenue	Projected Savings (Over- runs) from Original Budget		Projected Savings (Over- runs) from Operating Budget
7.1.01. OFFICE OF THE SENIORS' ADVOCATE							
01. Salaries	373,100	373,100	283,893	406,100	(33,000)	1	(33,000)
Operating Accounts:							
<i>Employee Benefits</i>	5,700	800	702	800	4,900	2	-
<i>Transportation and Communications</i>	45,900	32,700	15,263	34,100	11,800	3	(1,400)
<i>Supplies</i>	5,000	5,000	2,054	4,100	900		900
<i>Professional Services</i>	9,000	900	-	8,100	900	4	(7,200)
<i>Purchased Services</i>	44,000	66,800	66,799	66,800	(22,800)	5	-
<i>Property, Furnishings and Equipment</i>	4,000	7,400	7,374	7,400	(3,400)	6	-
02. Operating Accounts	113,600	113,600	92,192	121,300	(7,700)		(7,700)
Total: Office of the Seniors' Advocate	486,700	486,700	376,085	527,400	(40,700)		(40,700)
TOTAL LEGISLATURE (Excluding the Office of the Auditor General)	22,254,100	22,257,600	14,962,948	19,958,200	2,295,900		1,939,300

1. Projected overruns due to temporary hiring, hiring at a higher level than previous Senior's Advocate, salary increases and recognition bonus
2. Projected savings as conference fees are less than anticipated.
3. Projected savings as travel expenditures are less than anticipated.
4. Projected savings as consulting fees are less than anticipated.
5. Projected overruns as research services for Public Engagement Process are higher than anticipated.
6. Projected overruns as furniture and equipment costs are higher than anticipated.



OFFICE OF THE AUDITOR GENERAL
STATEMENT OF REVENUE AND EXPENDITURE
For the Period 1 April 2022 to 31 December 2022
Unaudited

	Original Estimates	Operating Budget	Actual Expenditures and Revenue	Projected Total Expenditures and Revenue	Projected Savings (Over- runs) from Original Budget	Projected Savings (Over- runs) from Operating Budget
2.1.012. Office of the Auditor General						
01. Salaries	6,132,800	6,132,800	2,929,378	4,600,000	1,532,800 ¹	1,532,800
02. Employee Benefits	167,300	167,300	80,637	480,000	(312,700) ²	(312,700)
03. Transportation and Communications	123,500	123,500	21,754	85,300	38,200 ³	38,200
04. Supplies	84,000	84,000	16,672	175,100	(91,100) ⁴	(91,100)
05. Professional Services	670,100	670,100	73,180	305,200	364,900 ⁵	364,900
06. Purchased Services	325,000	325,000	187,882	325,000	- ⁶	-
07. Property, Furnishings and Equipment	50,100	50,100	65,156	110,400	(60,300) ⁷	(60,300)
Total: Office of the Auditor General	7,552,800	7,552,800	3,374,659	6,081,000	1,471,800	1,471,800



House of Assembly
Newfoundland and Labrador
Member Accountability and Disclosure Report
Expenditures Summarized by Category
01-Dec-22 to 31-Dec-22

EVANS, LELA, MHA

Allowance Category	Expenditure Limit for Fiscal Year (Net of HST)	Expenditures Processed 01-Dec-22 to 31-Dec-22 (Net of HST)	Expenditures Year to Date 01-Apr- to 31-Dec-22 (Net of HST)	Funds Available (Net of HST)	Percent Expended to Date
Office Allowances					
Office Accommodations	12,000.00	1,000.00	9,000.00	3,000.00	75.0%
Rental of Short-term Accommodations	--	0.00	0.00	--	--
Office Start-up Costs	--	0.00	0.00	--	--
Office Operations	10,435.00	0.00	1,391.58	9,043.42	13.3%
Total Office Allowances		1,000.00	10,391.58		
Operational Resources					
Operational Resources	--	564.61	4,573.89	--	--
Total Operational Resources		564.61	4,573.89		
Travel & Living Allowances					
House in Session	--	0.00	0.00	--	--
House Not in Session	--	0.00	0.00	--	--
Intra & Extra-Constituency Travel	18,000.00	0.00	0.00	18,000.00	0.0%
Helicopter Travel	9,130.00	0.00	0.00	9,130.00	0.0%
Total Travel & Living Allowances		0.00	0.00		
Constituency Allowance					
Constituency Allowance	2,609.00	0.00	0.00	2,609.00	0.0%
Total Constituency Allowance		0.00	0.00		
Total Expenditures					
		1,564.61	14,965.47		

---- End of Report ----



House of Assembly
Newfoundland and Labrador
Member Accountability and Disclosure Report
Expenditures Summarized by Category
01-Dec-22 to 31-Dec-22

DWYER, JEFF, MHA

Allowance Category	Expenditure Limit for Fiscal Year (Net of HST)	Expenditures Processed 01-Dec-22 to 31-Dec-22 (Net of HST)	Expenditures Year to Date 01-Apr- to 31-Dec-22 (Net of HST)	Funds Available (Net of HST)	Percent Expended to Date
Office Allowances					
Office Accommodations	16,881.00	1,406.67	12,660.03	4,220.97	75.0%
Rental of Short-term Accommodations	--	0.00	0.00	--	--
Office Start-up Costs	--	0.00	0.00	--	--
Office Operations	10,435.00	0.00	975.27	9,459.73	9.3%
Total Office Allowances		1,406.67	13,635.30		
Operational Resources					
Operational Resources	--	129.44	1,105.19	--	--
Total Operational Resources		129.44	1,105.19		
Travel & Living Allowances					
House in Session	--	2,131.05	12,673.23	--	--
House Not in Session	--	770.44	5,799.26	--	--
Intra & Extra-Constituency Travel	12,000.00	1,439.83	8,770.83	3,229.17	73.1%
Helicopter Travel	--	0.00	0.00	--	--
Total Travel & Living Allowances		4,341.32	27,243.32		
Constituency Allowance					
Constituency Allowance	2,609.00	0.00	539.96	2,069.04	20.7%
Total Constituency Allowance		0.00	539.96		
Total Expenditures					
		5,877.43	42,523.77		

---- End of Report ----



House of Assembly
Newfoundland and Labrador
Member Accountability and Disclosure Report
Expenditures Summarized by Category
01-Dec-22 to 31-Dec-22

BRAZIL, DAVID, MHA

Allowance Category	Expenditure Limit for Fiscal Year (Net of HST)	Expenditures Processed 01-Dec-22 to 31-Dec-22 (Net of HST)	Expenditures Year to Date 01-Apr- to 31-Dec-22 (Net of HST)	Funds Available (Net of HST)	Percent Expended to Date
Office Allowances					
Office Accommodations	--	0.00	0.00	--	--
Rental of Short-term Accommodations	--	0.00	0.00	--	--
Office Start-up Costs	--	0.00	0.00	--	--
Office Operations	10,435.00	0.00	2,779.14	7,655.86	26.6%
Total Office Allowances		0.00	2,779.14		
Operational Resources					
Operational Resources	--	105.58	832.18	--	--
Total Operational Resources		105.58	832.18		
Travel & Living Allowances					
House in Session	--	0.00	0.00	--	--
House Not in Session	--	0.00	0.00	--	--
Intra & Extra-Constituency Travel	6,696.00	0.00	2,222.68	4,473.32	33.2%
Helicopter Travel	--	0.00	0.00	--	--
Total Travel & Living Allowances		0.00	2,222.68		
Constituency Allowance					
Constituency Allowance	2,609.00	0.00	582.46	2,026.54	22.3%
Total Constituency Allowance		0.00	582.46		
Total Expenditures					
		105.58	6,416.46		

---- End of Report ----



House of Assembly
Newfoundland and Labrador
Member Accountability and Disclosure Report
Expenditures Summarized by Category
01-Dec-22 to 31-Dec-22

Bragg, Derrick, MHA

Allowance Category	Expenditure Limit for Fiscal Year (Net of HST)	Expenditures Processed 01-Dec-22 to 31-Dec-22 (Net of HST)	Expenditures Year to Date 01-Apr- to 31-Dec-22 (Net of HST)	Funds Available (Net of HST)	Percent Expended to Date
Office Allowances					
Office Accommodations	14,400.00	1,200.00	10,800.00	3,600.00	75.0%
Rental of Short-term Accommodations	--	0.00	0.00	--	--
Office Start-up Costs	--	0.00	0.00	--	--
Office Operations	10,435.00	0.00	253.01	10,181.99	2.4%
Total Office Allowances		1,200.00	11,053.01		
Operational Resources					
Operational Resources	--	340.36	9,145.10	--	--
Total Operational Resources		340.36	9,145.10		
Travel & Living Allowances					
House in Session	--	0.00	10,618.21	--	--
House Not in Session	--	0.00	264.72	--	--
Intra & Extra-Constituency Travel	11,043.00	365.95	2,558.39	8,484.61	23.2%
Helicopter Travel	--	0.00	0.00	--	--
Total Travel & Living Allowances		365.95	13,441.32		
Constituency Allowance					
Constituency Allowance	2,609.00	0.00	120.00	2,489.00	4.6%
Total Constituency Allowance		0.00	120.00		
Total Expenditures					
		1,906.31	33,759.43		

---- End of Report ----



House of Assembly
Newfoundland and Labrador
Member Accountability and Disclosure Report
Expenditures Summarized by Category
01-Dec-22 to 31-Dec-22

Bennett, Derek, MHA

Allowance Category	Expenditure Limit for Fiscal Year (Net of HST)	Expenditures Processed 01-Dec-22 to 31-Dec-22 (Net of HST)	Expenditures Year to Date 01-Apr- to 31-Dec-22 (Net of HST)	Funds Available (Net of HST)	Percent Expended to Date
Office Allowances					
Office Accommodations	--	0.00	0.00	--	--
Rental of Short-term Accommodations	--	0.00	0.00	--	--
Office Start-up Costs	--	0.00	0.00	--	--
Office Operations	10,435.00	1,954.08	3,689.57	6,745.43	35.4%
Total Office Allowances		1,954.08	3,689.57		
Operational Resources					
Operational Resources	--	248.44	2,342.49	--	--
Total Operational Resources		248.44	2,342.49		
Travel & Living Allowances					
House in Session	--	0.00	10,628.23	--	--
House Not in Session	--	0.00	2,894.62	--	--
Intra & Extra-Constituency Travel	8,000.00	0.00	4,311.44	3,688.56	53.9%
Helicopter Travel	--	0.00	0.00	--	--
Total Travel & Living Allowances		0.00	17,834.29		
Constituency Allowance					
Constituency Allowance	2,609.00	125.00	945.51	1,663.49	36.2%
Total Constituency Allowance		125.00	945.51		
Total Expenditures					
		2,327.52	24,811.86		

---- End of Report ----



House of Assembly
Newfoundland and Labrador
Member Accountability and Disclosure Report
Expenditures Summarized by Category
01-Dec-22 to 31-Dec-22

ABBOTT, JOHN, MHA

Allowance Category	Expenditure Limit for Fiscal Year (Net of HST)	Expenditures Processed 01-Dec-22 to 31-Dec-22 (Net of HST)	Expenditures Year to Date 01-Apr- to 31-Dec-22 (Net of HST)	Funds Available (Net of HST)	Percent Expended to Date
Office Allowances					
Office Accommodations	--	0.00	0.00	--	--
Rental of Short-term Accommodations	--	0.00	0.00	--	--
Office Start-up Costs	619.00	0.00	0.00	619.00	0.0%
Office Operations	10,435.00	2,634.84	3,357.19	7,077.81	32.2%
Total Office Allowances		2,634.84	3,357.19		
Operational Resources					
Operational Resources	--	50.00	350.00	--	--
Total Operational Resources		50.00	350.00		
Travel & Living Allowances					
House in Session	--	0.00	0.00	--	--
House Not in Session	--	0.00	0.00	--	--
Intra & Extra-Constituency Travel	5,217.00	0.00	56.45	5,160.55	1.1%
Helicopter Travel	--	0.00	0.00	--	--
Total Travel & Living Allowances		0.00	56.45		
Constituency Allowance					
Constituency Allowance	2,609.00	52.62	701.62	1,907.38	26.9%
Total Constituency Allowance		52.62	701.62		
Total Expenditures					
		2,737.46	4,465.26		

---- End of Report ----



House of Assembly
Newfoundland and Labrador
Member Accountability and Disclosure Report
Expenditures Summarized by Category
01-Dec-22 to 31-Dec-22

DINN, PAUL, MHA

Allowance Category	Expenditure Limit for Fiscal Year (Net of HST)	Expenditures Processed 01-Dec-22 to 31-Dec-22 (Net of HST)	Expenditures Year to Date 01-Apr- to 31-Dec-22 (Net of HST)	Funds Available (Net of HST)	Percent Expended to Date
Office Allowances					
Office Accommodations	16,000.00	1,333.33	11,999.97	4,000.03	75.0%
Rental of Short-term Accommodations	--	0.00	0.00	--	--
Office Start-up Costs	--	0.00	0.00	--	--
Office Operations	10,435.00	1,856.41	5,762.84	4,672.16	55.2%
Total Office Allowances		3,189.74	17,762.81		
Operational Resources					
Operational Resources	--	203.37	1,609.48	--	--
Total Operational Resources		203.37	1,609.48		
Travel & Living Allowances					
House in Session	--	0.00	0.00	--	--
House Not in Session	--	0.00	0.00	--	--
Intra & Extra-Constituency Travel	5,217.00	0.00	2,515.39	2,701.61	48.2%
Helicopter Travel	--	0.00	0.00	--	--
Total Travel & Living Allowances		0.00	2,515.39		
Constituency Allowance					
Constituency Allowance	2,609.00	0.00	250.00	2,359.00	9.6%
Total Constituency Allowance		0.00	250.00		
Total Expenditures					
		3,393.11	22,137.68		

---- End of Report ----



House of Assembly
Newfoundland and Labrador
Member Accountability and Disclosure Report
Expenditures Summarized by Category
01-Dec-22 to 31-Dec-22

DINN, JIM, MHA

Allowance Category	Expenditure Limit for Fiscal Year (Net of HST)	Expenditures Processed 01-Dec-22 to 31-Dec-22 (Net of HST)	Expenditures Year to Date 01-Apr- to 31-Dec-22 (Net of HST)	Funds Available (Net of HST)	Percent Expended to Date
Office Allowances					
Office Accommodations	--	0.00	0.00	--	--
Rental of Short-term Accommodations	--	0.00	0.00	--	--
Office Start-up Costs	--	0.00	0.00	--	--
Office Operations	10,435.00	0.00	4,656.61	5,778.39	44.6%
Total Office Allowances		0.00	4,656.61		
Operational Resources					
Operational Resources	--	88.47	1,591.56	--	--
Total Operational Resources		88.47	1,591.56		
Travel & Living Allowances					
House in Session	--	0.00	0.00	--	--
House Not in Session	--	0.00	0.00	--	--
Intra & Extra-Constituency Travel	5,217.00	0.00	0.00	5,217.00	0.0%
Helicopter Travel	--	0.00	0.00	--	--
Total Travel & Living Allowances		0.00	0.00		
Constituency Allowance					
Constituency Allowance	2,609.00	0.00	213.29	2,395.71	8.2%
Total Constituency Allowance		0.00	213.29		
Total Expenditures					
		88.47	6,461.46		

---- End of Report ----



House of Assembly
Newfoundland and Labrador
Member Accountability and Disclosure Report
Expenditures Summarized by Category
01-Dec-22 to 31-Dec-22

DEMPSTER, LISA, MHA

Allowance Category	Expenditure Limit for Fiscal Year (Net of HST)	Expenditures Processed 01-Dec-22 to 31-Dec-22 (Net of HST)	Expenditures Year to Date 01-Apr- to 31-Dec-22 (Net of HST)	Funds Available (Net of HST)	Percent Expended to Date
Office Allowances					
Office Accommodations	15,192.00	1,266.00	11,394.00	3,798.00	75.0%
Rental of Short-term Accommodations	--	0.00	0.00	--	--
Office Start-up Costs	--	0.00	0.00	--	--
Office Operations	10,435.00	398.99	3,992.10	6,442.90	38.3%
Total Office Allowances		1,664.99	15,386.10		
Operational Resources					
Operational Resources	--	511.71	4,563.34	--	--
Total Operational Resources		511.71	4,563.34		
Travel & Living Allowances					
House in Session	--	0.00	12,520.84	--	--
House Not in Session	--	0.00	1,059.76	--	--
Intra & Extra-Constituency Travel	22,261.00	0.00	2,684.77	19,576.23	12.1%
Helicopter Travel	18,261.00	0.00	0.00	18,261.00	0.0%
Total Travel & Living Allowances		0.00	16,265.37		
Constituency Allowance					
Constituency Allowance	2,609.00	0.00	181.38	2,427.62	7.0%
Total Constituency Allowance		0.00	181.38		
Total Expenditures					
		2,176.70	36,396.19		

---- End of Report ----



House of Assembly
Newfoundland and Labrador
Member Accountability and Disclosure Report
Expenditures Summarized by Category
01-Dec-22 to 31-Dec-22

Davis, Bernard, MHA

Allowance Category	Expenditure Limit for Fiscal Year (Net of HST)	Expenditures Processed 01-Dec-22 to 31-Dec-22 (Net of HST)	Expenditures Year to Date 01-Apr- to 31-Dec-22 (Net of HST)	Funds Available (Net of HST)	Percent Expended to Date
Office Allowances					
Office Accommodations	--	0.00	0.00	--	--
Rental of Short-term Accommodations	--	0.00	0.00	--	--
Office Start-up Costs	--	0.00	0.00	--	--
Office Operations	10,435.00	742.26	1,278.70	9,156.30	12.3%
Total Office Allowances		742.26	1,278.70		
Operational Resources					
Operational Resources	--	847.86	2,534.48	--	--
Total Operational Resources		847.86	2,534.48		
Travel & Living Allowances					
House in Session	--	0.00	0.00	--	--
House Not in Session	--	0.00	0.00	--	--
Intra & Extra-Constituency Travel	5,217.00	0.00	0.00	5,217.00	0.0%
Helicopter Travel	--	0.00	0.00	--	--
Total Travel & Living Allowances		0.00	0.00		
Constituency Allowance					
Constituency Allowance	2,609.00	0.00	748.99	1,860.01	28.7%
Total Constituency Allowance		0.00	748.99		
Total Expenditures					
		1,590.12	4,562.17		

---- End of Report ----



House of Assembly
Newfoundland and Labrador
Member Accountability and Disclosure Report
Expenditures Summarized by Category
01-Dec-22 to 31-Dec-22

CROCKER, STEVE, MHA

Allowance Category	Expenditure Limit for Fiscal Year (Net of HST)	Expenditures Processed 01-Dec-22 to 31-Dec-22 (Net of HST)	Expenditures Year to Date 01-Apr- to 31-Dec-22 (Net of HST)	Funds Available (Net of HST)	Percent Expended to Date
Office Allowances					
Office Accommodations	13,101.00	1,091.67	9,825.03	3,275.97	75.0%
Rental of Short-term Accommodations	--	0.00	0.00	--	--
Office Start-up Costs	--	0.00	0.00	--	--
Office Operations	10,435.00	1,739.00	4,070.14	6,364.86	39.0%
Total Office Allowances		2,830.67	13,895.17		
Operational Resources					
Operational Resources	--	1,138.12	7,535.07	--	--
Total Operational Resources		1,138.12	7,535.07		
Travel & Living Allowances					
House in Session	--	384.56	5,025.23	--	--
House Not in Session	--	21.93	127.56	--	--
Intra & Extra-Constituency Travel	7,478.00	184.21	1,150.42	6,327.58	15.4%
Helicopter Travel	--	0.00	0.00	--	--
Total Travel & Living Allowances		590.70	6,303.21		
Constituency Allowance					
Constituency Allowance	2,609.00	0.00	421.68	2,187.32	16.2%
Total Constituency Allowance		0.00	421.68		
Total Expenditures					
		4,559.49	28,155.13		

---- End of Report ----



House of Assembly
Newfoundland and Labrador
Member Accountability and Disclosure Report
Expenditures Summarized by Category
01-Dec-22 to 31-Dec-22

CONWAY OTTENHEIMER, HELEN, MHA

Allowance Category	Expenditure Limit for Fiscal Year (Net of HST)	Expenditures Processed 01-Dec-22 to 31-Dec-22 (Net of HST)	Expenditures Year to Date 01-Apr- to 31-Dec-22 (Net of HST)	Funds Available (Net of HST)	Percent Expended to Date
Office Allowances					
Office Accommodations	19,800.00	1,650.00	14,850.00	4,950.00	75.0%
Rental of Short-term Accommodations	--	0.00	0.00	--	--
Office Start-up Costs	--	0.00	0.00	--	--
Office Operations	10,435.00	700.14	6,597.38	3,837.62	63.2%
Total Office Allowances		2,350.14	21,447.38		
Operational Resources					
Operational Resources	--	397.85	3,529.41	--	--
Total Operational Resources		397.85	3,529.41		
Travel & Living Allowances					
House in Session	--	0.00	9,995.28	--	--
House Not in Session	--	375.68	515.05	--	--
Intra & Extra-Constituency Travel	6,609.00	301.32	2,640.84	3,968.16	40.0%
Helicopter Travel	--	0.00	0.00	--	--
Total Travel & Living Allowances		677.00	13,151.17		
Constituency Allowance					
Constituency Allowance	2,609.00	0.00	425.51	2,183.49	16.3%
Total Constituency Allowance		0.00	425.51		
Total Expenditures					
		3,424.99	38,553.47		

---- End of Report ----



House of Assembly
Newfoundland and Labrador
Member Accountability and Disclosure Report
Expenditures Summarized by Category
01-Dec-22 to 31-Dec-22

Coady, Siobhan, MHA

Allowance Category	Expenditure Limit for Fiscal Year (Net of HST)	Expenditures Processed 01-Dec-22 to 31-Dec-22 (Net of HST)	Expenditures Year to Date 01-Apr- to 31-Dec-22 (Net of HST)	Funds Available (Net of HST)	Percent Expended to Date
Office Allowances					
Office Accommodations	--	0.00	0.00	--	--
Rental of Short-term Accommodations	--	0.00	0.00	--	--
Office Start-up Costs	--	0.00	0.00	--	--
Office Operations	10,435.00	234.99	3,636.63	6,798.37	34.9%
Total Office Allowances		234.99	3,636.63		
Operational Resources					
Operational Resources	--	60.00	1,264.91	--	--
Total Operational Resources		60.00	1,264.91		
Travel & Living Allowances					
House in Session	--	0.00	0.00	--	--
House Not in Session	--	0.00	0.00	--	--
Intra & Extra-Constituency Travel	5,217.00	0.00	0.00	5,217.00	0.0%
Helicopter Travel	--	0.00	0.00	--	--
Total Travel & Living Allowances		0.00	0.00		
Constituency Allowance					
Constituency Allowance	2,609.00	0.00	1,082.74	1,526.26	41.5%
Total Constituency Allowance		0.00	1,082.74		
Total Expenditures					
		294.99	5,984.28		

---- End of Report ----



House of Assembly
Newfoundland and Labrador
Member Accountability and Disclosure Report
Expenditures Summarized by Category
01-Dec-22 to 31-Dec-22

Byrne, Gerry, MHA

Allowance Category	Expenditure Limit for Fiscal Year (Net of HST)	Expenditures Processed 01-Dec-22 to 31-Dec-22 (Net of HST)	Expenditures Year to Date 01-Apr- to 31-Dec-22 (Net of HST)	Funds Available (Net of HST)	Percent Expended to Date
Office Allowances					
Office Accommodations	--	0.00	0.00	--	--
Rental of Short-term Accommodations	--	0.00	0.00	--	--
Office Start-up Costs	--	0.00	0.00	--	--
Office Operations	10,435.00	2,221.14	3,431.32	7,003.68	32.9%
Total Office Allowances		2,221.14	3,431.32		
Operational Resources					
Operational Resources	--	197.80	1,506.67	--	--
Total Operational Resources		197.80	1,506.67		
Travel & Living Allowances					
House in Session	--	0.00	19,476.35	--	--
House Not in Session	--	0.00	0.00	--	--
Intra & Extra-Constituency Travel	5,217.00	0.00	0.00	5,217.00	0.0%
Helicopter Travel	--	0.00	0.00	--	--
Total Travel & Living Allowances		0.00	19,476.35		
Constituency Allowance					
Constituency Allowance	2,609.00	0.00	147.83	2,461.17	5.7%
Total Constituency Allowance		0.00	147.83		
Total Expenditures					
		2,418.94	24,562.17		

---- End of Report ----



House of Assembly
Newfoundland and Labrador
Member Accountability and Disclosure Report
Expenditures Summarized by Category
01-Dec-22 to 31-Dec-22

BROWN, JORDAN, MHA

Allowance Category	Expenditure Limit for Fiscal Year (Net of HST)	Expenditures Processed 01-Dec-22 to 31-Dec-22 (Net of HST)	Expenditures Year to Date 01-Apr- to 31-Dec-22 (Net of HST)	Funds Available (Net of HST)	Percent Expended to Date
Office Allowances					
Office Accommodations	--	0.00	0.00	--	--
Rental of Short-term Accommodations	--	0.00	0.00	--	--
Office Start-up Costs	--	0.00	0.00	--	--
Office Operations	10,435.00	0.00	889.98	9,545.02	8.5%
Total Office Allowances		0.00	889.98		
Operational Resources					
Operational Resources	--	166.46	1,412.21	--	--
Total Operational Resources		166.46	1,412.21		
Travel & Living Allowances					
House in Session	--	0.00	12,292.53	--	--
House Not in Session	--	659.19	2,539.67	--	--
Intra & Extra-Constituency Travel	5,739.00	0.00	0.00	5,739.00	0.0%
Helicopter Travel	--	0.00	0.00	--	--
Total Travel & Living Allowances		659.19	14,832.20		
Constituency Allowance					
Constituency Allowance	2,609.00	0.00	569.96	2,039.04	21.8%
Total Constituency Allowance		0.00	569.96		
Total Expenditures					
		825.65	17,704.35		

---- End of Report ----



House of Assembly
Newfoundland and Labrador
Member Accountability and Disclosure Report
Expenditures Summarized by Category
01-Dec-22 to 31-Dec-22

Warr, Brian, MHA

Allowance Category	Expenditure Limit for Fiscal Year (Net of HST)	Expenditures Processed 01-Dec-22 to 31-Dec-22 (Net of HST)	Expenditures Year to Date 01-Apr- to 31-Dec-22 (Net of HST)	Funds Available (Net of HST)	Percent Expended to Date
Office Allowances					
Office Accommodations	9,987.00	832.25	7,490.25	2,496.75	75.0%
Rental of Short-term Accommodations	--	0.00	0.00	--	--
Office Start-up Costs	--	0.00	0.00	--	--
Office Operations	10,435.00	835.83	2,428.60	8,006.40	23.3%
Total Office Allowances		1,668.08	9,918.85		
Operational Resources					
Operational Resources	--	263.23	3,011.07	--	--
Total Operational Resources		263.23	3,011.07		
Travel & Living Allowances					
House in Session	--	1,041.94	12,243.47	--	--
House Not in Session	--	2,606.10	6,765.20	--	--
Intra & Extra-Constituency Travel	10,957.00	49.55	4,634.23	6,322.77	42.3%
Helicopter Travel	--	0.00	0.00	--	--
Total Travel & Living Allowances		3,697.59	23,642.90		
Constituency Allowance					
Constituency Allowance	2,609.00	0.00	952.20	1,656.80	36.5%
Total Constituency Allowance		0.00	952.20		
Total Expenditures					
		5,628.90	37,525.02		

---- End of Report ----



House of Assembly
Newfoundland and Labrador
Member Accountability and Disclosure Report
Expenditures Summarized by Category
01-Dec-22 to 31-Dec-22

WALL, JOEDY, MHA

Allowance Category	Expenditure Limit for Fiscal Year (Net of HST)	Expenditures Processed 01-Dec-22 to 31-Dec-22 (Net of HST)	Expenditures Year to Date 01-Apr- to 31-Dec-22 (Net of HST)	Funds Available (Net of HST)	Percent Expended to Date
Office Allowances					
Office Accommodations	--	0.00	0.00	--	--
Rental of Short-term Accommodations	--	0.00	0.00	--	--
Office Start-up Costs	543.00	2.14	2.14	540.86	0.4%
Office Operations	10,435.00	645.91	3,075.31	7,359.69	29.5%
Total Office Allowances		648.05	3,077.45		
Operational Resources					
Operational Resources	--	95.19	776.15	--	--
Total Operational Resources		95.19	776.15		
Travel & Living Allowances					
House in Session	--	0.00	0.00	--	--
House Not in Session	--	0.00	0.00	--	--
Intra & Extra-Constituency Travel	6,261.00	290.54	3,866.91	2,394.09	61.8%
Helicopter Travel	--	0.00	0.00	--	--
Total Travel & Living Allowances		290.54	3,866.91		
Constituency Allowance					
Constituency Allowance	2,609.00	0.00	334.68	2,274.32	12.8%
Total Constituency Allowance		0.00	334.68		
Total Expenditures					
		1,033.78	8,055.19		

---- End of Report ----



House of Assembly
Newfoundland and Labrador
Member Accountability and Disclosure Report
Expenditures Summarized by Category
01-Dec-22 to 31-Dec-22

WAKEHAM, TONY, MHA

Allowance Category	Expenditure Limit for Fiscal Year (Net of HST)	Expenditures Processed 01-Dec-22 to 31-Dec-22 (Net of HST)	Expenditures Year to Date 01-Apr- to 31-Dec-22 (Net of HST)	Funds Available (Net of HST)	Percent Expended to Date
Office Allowances					
Office Accommodations	9,377.00	781.40	7,032.60	2,344.40	75.0%
Rental of Short-term Accommodations	--	0.00	0.00	--	--
Office Start-up Costs	--	0.00	0.00	--	--
Office Operations	10,435.00	49.74	1,767.83	8,667.17	16.9%
Total Office Allowances		831.14	8,800.43		
Operational Resources					
Operational Resources	--	656.29	6,114.15	--	--
Total Operational Resources		656.29	6,114.15		
Travel & Living Allowances					
House in Session	--	6,608.48	19,524.57	--	--
House Not in Session	--	0.00	6,278.75	--	--
Intra & Extra-Constituency Travel	5,913.00	0.00	2,947.30	2,965.70	49.8%
Helicopter Travel	--	0.00	0.00	--	--
Total Travel & Living Allowances		6,608.48	28,750.62		
Constituency Allowance					
Constituency Allowance	2,609.00	0.00	349.99	2,259.01	13.4%
Total Constituency Allowance		0.00	349.99		
Total Expenditures					
		8,095.91	44,015.19		

---- End of Report ----



House of Assembly
Newfoundland and Labrador
Member Accountability and Disclosure Report
Expenditures Summarized by Category
01-Dec-22 to 31-Dec-22

Trimper, Perry, MHA

Allowance Category	Expenditure Limit for Fiscal Year (Net of HST)	Expenditures Processed 01-Dec-22 to 31-Dec-22 (Net of HST)	Expenditures Year to Date 01-Apr- to 31-Dec-22 (Net of HST)	Funds Available (Net of HST)	Percent Expended to Date
Office Allowances					
Office Accommodations	--	0.00	0.00	--	--
Rental of Short-term Accommodations	--	0.00	0.00	--	--
Office Start-up Costs	--	0.00	0.00	--	--
Office Operations	10,435.00	1,165.86	3,007.67	7,427.33	28.8%
Total Office Allowances		1,165.86	3,007.67		
Operational Resources					
Operational Resources	--	132.05	1,995.99	--	--
Total Operational Resources		132.05	1,995.99		
Travel & Living Allowances					
House in Session	--	5,178.55	18,828.83	--	--
House Not in Session	--	2,040.01	5,384.05	--	--
Intra & Extra-Constituency Travel	6,957.00	40.93	2,970.30	3,986.70	42.7%
Helicopter Travel	--	0.00	0.00	--	--
Total Travel & Living Allowances		7,259.49	27,183.18		
Constituency Allowance					
Constituency Allowance	2,609.00	159.54	1,172.84	1,436.16	45.0%
Total Constituency Allowance		159.54	1,172.84		
Total Expenditures					
		8,716.94	33,359.68		

---- End of Report ----



House of Assembly
Newfoundland and Labrador
Member Accountability and Disclosure Report
Expenditures Summarized by Category
01-Dec-22 to 31-Dec-22

TIBBS, CHRIS, MHA

Allowance Category	Expenditure Limit for Fiscal Year (Net of HST)	Expenditures Processed 01-Dec-22 to 31-Dec-22 (Net of HST)	Expenditures Year to Date 01-Apr- to 31-Dec-22 (Net of HST)	Funds Available (Net of HST)	Percent Expended to Date
Office Allowances					
Office Accommodations	--	0.00	0.00	--	--
Rental of Short-term Accommodations	--	0.00	0.00	--	--
Office Start-up Costs	--	0.00	0.00	--	--
Office Operations	10,435.00	185.70	4,649.21	5,785.79	44.6%
Total Office Allowances		185.70	4,649.21		
Operational Resources					
Operational Resources	--	227.04	2,932.22	--	--
Total Operational Resources		227.04	2,932.22		
Travel & Living Allowances					
House in Session	--	647.47	6,899.80	--	--
House Not in Session	--	0.00	2,224.48	--	--
Intra & Extra-Constituency Travel	7,913.00	112.14	342.80	7,570.20	4.3%
Helicopter Travel	--	0.00	0.00	--	--
Total Travel & Living Allowances		759.61	9,467.08		
Constituency Allowance					
Constituency Allowance	2,609.00	0.00	250.00	2,359.00	9.6%
Total Constituency Allowance		0.00	250.00		
Total Expenditures					
		1,172.35	17,298.51		

---- End of Report ----



House of Assembly
Newfoundland and Labrador
Member Accountability and Disclosure Report
Expenditures Summarized by Category
01-Dec-22 to 31-Dec-22

REID, SCOTT, MHA

Allowance Category	Expenditure Limit for Fiscal Year (Net of HST)	Expenditures Processed 01-Dec-22 to 31-Dec-22 (Net of HST)	Expenditures Year to Date 01-Apr- to 31-Dec-22 (Net of HST)	Funds Available (Net of HST)	Percent Expended to Date
Office Allowances					
Office Accommodations	--	0.00	0.00	--	--
Rental of Short-term Accommodations	--	0.00	0.00	--	--
Office Start-up Costs	--	0.00	0.00	--	--
Office Operations	10,435.00	780.00	5,419.52	5,015.48	51.9%
Total Office Allowances		780.00	5,419.52		
Operational Resources					
Operational Resources	--	435.89	4,076.65	--	--
Total Operational Resources		435.89	4,076.65		
Travel & Living Allowances					
House in Session	--	0.00	9,679.21	--	--
House Not in Session	--	184.95	5,347.29	--	--
Intra & Extra-Constituency Travel	7,304.00	79.46	3,928.74	3,375.26	53.8%
Helicopter Travel	--	0.00	0.00	--	--
Total Travel & Living Allowances		264.41	18,955.24		
Constituency Allowance					
Constituency Allowance	2,609.00	35.09	266.59	2,342.41	10.2%
Total Constituency Allowance		35.09	266.59		
Total Expenditures					
		1,515.39	28,718.00		

---- End of Report ----



House of Assembly
Newfoundland and Labrador
Member Accountability and Disclosure Report
Expenditures Summarized by Category
01-Dec-22 to 31-Dec-22

STOYLES, LUCY, MHA

Allowance Category	Expenditure Limit for Fiscal Year (Net of HST)	Expenditures Processed 01-Dec-22 to 31-Dec-22 (Net of HST)	Expenditures Year to Date 01-Apr- to 31-Dec-22 (Net of HST)	Funds Available (Net of HST)	Percent Expended to Date
Office Allowances					
Office Accommodations	--	0.00	0.00	--	--
Rental of Short-term Accommodations	--	0.00	0.00	--	--
Office Start-up Costs	770.00	0.00	110.94	659.06	14.4%
Office Operations	10,435.00	1,024.30	6,729.71	3,705.29	64.5%
Total Office Allowances		1,024.30	6,840.65		
Operational Resources					
Operational Resources	--	169.40	956.74	--	--
Total Operational Resources		169.40	956.74		
Travel & Living Allowances					
House in Session	--	0.00	0.00	--	--
House Not in Session	--	0.00	0.00	--	--
Intra & Extra-Constituency Travel	5,217.00	0.00	2,729.97	2,487.03	52.3%
Helicopter Travel	--	0.00	0.00	--	--
Total Travel & Living Allowances		0.00	2,729.97		
Constituency Allowance					
Constituency Allowance	2,609.00	62.29	1,173.23	1,435.77	45.0%
Total Constituency Allowance		62.29	1,173.23		
Total Expenditures					
		1,255.99	11,700.59		

---- End of Report ----



House of Assembly
Newfoundland and Labrador
Member Accountability and Disclosure Report
Expenditures Summarized by Category
01-Dec-22 to 31-Dec-22

STOODLEY, SARAH, MHA

Allowance Category	Expenditure Limit for Fiscal Year (Net of HST)	Expenditures Processed 01-Dec-22 to 31-Dec-22 (Net of HST)	Expenditures Year to Date 01-Apr- to 31-Dec-22 (Net of HST)	Funds Available (Net of HST)	Percent Expended to Date
Office Allowances					
Office Accommodations	--	0.00	0.00	--	--
Rental of Short-term Accommodations	--	0.00	0.00	--	--
Office Start-up Costs	--	0.00	0.00	--	--
Office Operations	10,435.00	0.00	1,006.26	9,428.74	9.6%
Total Office Allowances		0.00	1,006.26		
Operational Resources					
Operational Resources	--	45.00	370.00	--	--
Total Operational Resources		45.00	370.00		
Travel & Living Allowances					
House in Session	--	0.00	0.00	--	--
House Not in Session	--	0.00	0.00	--	--
Intra & Extra-Constituency Travel	5,217.00	21.93	99.07	5,117.93	1.9%
Helicopter Travel	--	0.00	0.00	--	--
Total Travel & Living Allowances		21.93	99.07		
Constituency Allowance					
Constituency Allowance	2,609.00	159.39	2,331.13	277.87	89.3%
Total Constituency Allowance		159.39	2,331.13		
Total Expenditures					
		226.32	3,806.46		

---- End of Report ----



House of Assembly
Newfoundland and Labrador
Member Accountability and Disclosure Report
Expenditures Summarized by Category
01-Dec-22 to 31-Dec-22

PIKE, PAUL, MHA

Allowance Category	Expenditure Limit for Fiscal Year (Net of HST)	Expenditures Processed 01-Dec-22 to 31-Dec-22 (Net of HST)	Expenditures Year to Date 01-Apr- to 31-Dec-22 (Net of HST)	Funds Available (Net of HST)	Percent Expended to Date
Office Allowances					
Office Accommodations	15,545.00	1,295.36	11,658.24	3,886.76	75.0%
Rental of Short-term Accommodations	--	0.00	0.00	--	--
Office Start-up Costs	248.00	0.00	0.00	248.00	0.0%
Office Operations	10,435.00	2,142.85	3,509.30	6,925.70	33.6%
Total Office Allowances		3,438.21	15,167.54		
Operational Resources					
Operational Resources	--	391.25	4,197.09	--	--
Total Operational Resources		391.25	4,197.09		
Travel & Living Allowances					
House in Session	--	602.95	8,692.86	--	--
House Not in Session	--	727.12	2,740.09	--	--
Intra & Extra-Constituency Travel	11,043.00	976.17	4,856.80	6,186.20	44.0%
Helicopter Travel	--	0.00	0.00	--	--
Total Travel & Living Allowances		2,306.24	16,289.75		
Constituency Allowance					
Constituency Allowance	2,609.00	1,109.65	1,181.55	1,427.45	45.3%
Total Constituency Allowance		1,109.65	1,181.55		
Total Expenditures					
		7,245.35	36,835.93		

---- End of Report ----



House of Assembly
Newfoundland and Labrador
Member Accountability and Disclosure Report
Expenditures Summarized by Category
01-Dec-22 to 31-Dec-22

Petten, Barry, MHA

Allowance Category	Expenditure Limit for Fiscal Year (Net of HST)	Expenditures Processed 01-Dec-22 to 31-Dec-22 (Net of HST)	Expenditures Year to Date 01-Apr- to 31-Dec-22 (Net of HST)	Funds Available (Net of HST)	Percent Expended to Date
Office Allowances					
Office Accommodations	14,280.00	1,190.00	10,710.00	3,570.00	75.0%
Rental of Short-term Accommodations	--	0.00	0.00	--	--
Office Start-up Costs	--	0.00	0.00	--	--
Office Operations	10,435.00	1,214.56	5,837.55	4,597.45	55.9%
Total Office Allowances		2,404.56	16,547.55		
Operational Resources					
Operational Resources	--	648.16	5,266.82	--	--
Total Operational Resources		648.16	5,266.82		
Travel & Living Allowances					
House in Session	--	0.00	0.00	--	--
House Not in Session	--	0.00	0.00	--	--
Intra & Extra-Constituency Travel	5,304.00	0.00	2,400.00	2,904.00	45.2%
Helicopter Travel	--	0.00	0.00	--	--
Total Travel & Living Allowances		0.00	2,400.00		
Constituency Allowance					
Constituency Allowance	2,609.00	0.00	0.00	2,609.00	0.0%
Total Constituency Allowance		0.00	0.00		
Total Expenditures		3,052.72	24,214.37		

---- End of Report ----



House of Assembly
Newfoundland and Labrador
Member Accountability and Disclosure Report
Expenditures Summarized by Category
01-Dec-22 to 31-Dec-22

Parsons, Pam, MHA

Allowance Category	Expenditure Limit for Fiscal Year (Net of HST)	Expenditures Processed 01-Dec-22 to 31-Dec-22 (Net of HST)	Expenditures Year to Date 01-Apr- to 31-Dec-22 (Net of HST)	Funds Available (Net of HST)	Percent Expended to Date
Office Allowances					
Office Accommodations	14,507.00	1,208.91	10,880.19	3,626.81	75.0%
Rental of Short-term Accommodations	--	0.00	0.00	--	--
Office Start-up Costs	--	0.00	0.00	--	--
Office Operations	10,435.00	1,014.12	5,360.44	5,074.56	51.4%
Total Office Allowances		2,223.03	16,240.63		
Operational Resources					
Operational Resources	--	1,767.26	6,243.54	--	--
Total Operational Resources		1,767.26	6,243.54		
Travel & Living Allowances					
House in Session	--	0.00	3,899.28	--	--
House Not in Session	--	0.00	70.71	--	--
Intra & Extra-Constituency Travel	6,696.00	0.00	1,514.29	5,181.71	22.6%
Helicopter Travel	--	0.00	0.00	--	--
Total Travel & Living Allowances		0.00	5,484.28		
Constituency Allowance					
Constituency Allowance	2,609.00	0.00	160.00	2,449.00	6.1%
Total Constituency Allowance		0.00	160.00		
Total Expenditures					
		3,990.29	28,128.45		

---- End of Report ----



House of Assembly
Newfoundland and Labrador
Member Accountability and Disclosure Report
Expenditures Summarized by Category
01-Dec-22 to 31-Dec-22

PARSONS, ANDREW, MHA

Allowance Category	Expenditure Limit for Fiscal Year (Net of HST)	Expenditures Processed 01-Dec-22 to 31-Dec-22 (Net of HST)	Expenditures Year to Date 01-Apr- to 31-Dec-22 (Net of HST)	Funds Available (Net of HST)	Percent Expended to Date
Office Allowances					
Office Accommodations	13,200.00	1,100.00	9,900.00	3,300.00	75.0%
Rental of Short-term Accommodations	--	0.00	0.00	--	--
Office Start-up Costs	--	0.00	0.00	--	--
Office Operations	10,435.00	1,709.70	4,427.23	6,007.77	42.4%
Total Office Allowances		2,809.70	14,327.23		
Operational Resources					
Operational Resources	--	575.56	5,292.47	--	--
Total Operational Resources		575.56	5,292.47		
Travel & Living Allowances					
House in Session	--	0.00	12,461.75	--	--
House Not in Session	--	0.00	821.41	--	--
Intra & Extra-Constituency Travel	9,826.00	352.16	1,518.32	8,307.68	15.5%
Helicopter Travel	18,261.00	0.00	4,666.34	13,594.66	25.6%
Total Travel & Living Allowances		352.16	19,467.82		
Constituency Allowance					
Constituency Allowance	2,609.00	79.20	1,679.54	929.46	64.4%
Total Constituency Allowance		79.20	1,679.54		
Total Expenditures					
		3,816.62	40,767.06		

---- End of Report ----



House of Assembly
Newfoundland and Labrador
Member Accountability and Disclosure Report
Expenditures Summarized by Category
01-Dec-22 to 31-Dec-22

PARROTT, LLOYD, MHA

Allowance Category	Expenditure Limit for Fiscal Year (Net of HST)	Expenditures Processed 01-Dec-22 to 31-Dec-22 (Net of HST)	Expenditures Year to Date 01-Apr- to 31-Dec-22 (Net of HST)	Funds Available (Net of HST)	Percent Expended to Date
Office Allowances					
Office Accommodations	13,800.00	1,150.00	10,350.00	3,450.00	75.0%
Rental of Short-term Accommodations	--	0.00	0.00	--	--
Office Start-up Costs	--	0.00	0.00	--	--
Office Operations	10,435.00	650.00	3,887.89	6,547.11	37.3%
Total Office Allowances		1,800.00	14,237.89		
Operational Resources					
Operational Resources	--	246.06	5,722.93	--	--
Total Operational Resources		246.06	5,722.93		
Travel & Living Allowances					
House in Session	--	1,223.32	12,773.20	--	--
House Not in Session	--	403.44	3,614.15	--	--
Intra & Extra-Constituency Travel	11,043.00	420.98	6,276.93	4,766.07	56.8%
Helicopter Travel	--	0.00	0.00	--	--
Total Travel & Living Allowances		2,047.74	22,664.28		
Constituency Allowance					
Constituency Allowance	2,609.00	21.74	1,341.74	1,267.26	51.4%
Total Constituency Allowance		21.74	1,341.74		
Total Expenditures					
		4,115.54	43,966.84		

---- End of Report ----



House of Assembly
Newfoundland and Labrador
Member Accountability and Disclosure Report
Expenditures Summarized by Category
01-Dec-22 to 31-Dec-22

PARDY, CRAIG, MHA

Allowance Category	Expenditure Limit for Fiscal Year (Net of HST)	Expenditures Processed 01-Dec-22 to 31-Dec-22 (Net of HST)	Expenditures Year to Date 01-Apr- to 31-Dec-22 (Net of HST)	Funds Available (Net of HST)	Percent Expended to Date
Office Allowances					
Office Accommodations	17,700.00	1,475.00	13,275.00	4,425.00	75.0%
Rental of Short-term Accommodations	--	0.00	0.00	--	--
Office Start-up Costs	--	0.00	0.00	--	--
Office Operations	10,435.00	444.35	2,712.30	7,722.70	26.0%
Total Office Allowances		1,919.35	15,987.30		
Operational Resources					
Operational Resources	--	411.91	3,474.17	--	--
Total Operational Resources		411.91	3,474.17		
Travel & Living Allowances					
House in Session	--	0.00	5,610.22	--	--
House Not in Session	--	0.00	2,084.71	--	--
Intra & Extra-Constituency Travel	9,739.00	0.00	6,380.27	3,358.73	65.5%
Helicopter Travel	--	0.00	0.00	--	--
Total Travel & Living Allowances		0.00	14,075.20		
Constituency Allowance					
Constituency Allowance	2,609.00	0.00	938.73	1,670.27	36.0%
Total Constituency Allowance		0.00	938.73		
Total Expenditures					
		2,331.26	34,475.40		

---- End of Report ----



House of Assembly
Newfoundland and Labrador
Member Accountability and Disclosure Report
Expenditures Summarized by Category
01-Dec-22 to 31-Dec-22

OSBORNE, TOM, MHA

Allowance Category	Expenditure Limit for Fiscal Year (Net of HST)	Expenditures Processed 01-Dec-22 to 31-Dec-22 (Net of HST)	Expenditures Year to Date 01-Apr- to 31-Dec-22 (Net of HST)	Funds Available (Net of HST)	Percent Expended to Date
Office Allowances					
Office Accommodations	--	0.00	0.00	--	--
Rental of Short-term Accommodations	--	0.00	0.00	--	--
Office Start-up Costs	--	0.00	0.00	--	--
Office Operations	10,435.00	0.00	162.82	10,272.18	1.6%
Total Office Allowances		0.00	162.82		
Operational Resources					
Operational Resources	--	86.75	683.74	--	--
Total Operational Resources		86.75	683.74		
Travel & Living Allowances					
House in Session	--	0.00	0.00	--	--
House Not in Session	--	0.00	0.00	--	--
Intra & Extra-Constituency Travel	5,217.00	0.00	0.00	5,217.00	0.0%
Helicopter Travel	--	0.00	0.00	--	--
Total Travel & Living Allowances		0.00	0.00		
Constituency Allowance					
Constituency Allowance	2,609.00	0.00	86.11	2,522.89	3.3%
Total Constituency Allowance		0.00	86.11		
Total Expenditures					
		86.75	932.67		

---- End of Report ----



House of Assembly
Newfoundland and Labrador
Member Accountability and Disclosure Report
Expenditures Summarized by Category
01-Dec-22 to 31-Dec-22

LANE, PAUL, MHA

Allowance Category	Expenditure Limit for Fiscal Year (Net of HST)	Expenditures Processed 01-Dec-22 to 31-Dec-22 (Net of HST)	Expenditures Year to Date 01-Apr- to 31-Dec-22 (Net of HST)	Funds Available (Net of HST)	Percent Expended to Date
Office Allowances					
Office Accommodations	--	0.00	0.00	--	--
Rental of Short-term Accommodations	--	0.00	0.00	--	--
Office Start-up Costs	--	0.00	0.00	--	--
Office Operations	10,435.00	3,008.48	6,499.79	3,935.21	62.3%
Total Office Allowances		3,008.48	6,499.79		
Operational Resources					
Operational Resources	--	98.58	845.12	--	--
Total Operational Resources		98.58	845.12		
Travel & Living Allowances					
House in Session	--	0.00	0.00	--	--
House Not in Session	--	0.00	0.00	--	--
Intra & Extra-Constituency Travel	5,217.00	0.00	3,086.91	2,130.09	59.2%
Helicopter Travel	--	0.00	0.00	--	--
Total Travel & Living Allowances		0.00	3,086.91		
Constituency Allowance					
Constituency Allowance	2,609.00	85.00	340.00	2,269.00	13.0%
Total Constituency Allowance		85.00	340.00		
Total Expenditures					
		3,192.06	10,771.82		

---- End of Report ----



House of Assembly
Newfoundland and Labrador
Member Accountability and Disclosure Report
Expenditures Summarized by Category
01-Dec-22 to 31-Dec-22

O'DRISCOLL, LOYOLA, MHA

Allowance Category	Expenditure Limit for Fiscal Year (Net of HST)	Expenditures Processed 01-Dec-22 to 31-Dec-22 (Net of HST)	Expenditures Year to Date 01-Apr- to 31-Dec-22 (Net of HST)	Funds Available (Net of HST)	Percent Expended to Date
Office Allowances					
Office Accommodations	--	0.00	0.00	--	--
Rental of Short-term Accommodations	--	0.00	0.00	--	--
Office Start-up Costs	--	0.00	0.00	--	--
Office Operations	10,435.00	268.00	3,624.99	6,810.01	34.7%
Total Office Allowances		268.00	3,624.99		
Operational Resources					
Operational Resources	--	99.80	808.99	--	--
Total Operational Resources		99.80	808.99		
Travel & Living Allowances					
House in Session	--	0.00	0.00	--	--
House Not in Session	--	0.00	0.00	--	--
Intra & Extra-Constituency Travel	8,783.00	0.00	5,690.05	3,092.95	64.8%
Helicopter Travel	--	0.00	0.00	--	--
Total Travel & Living Allowances		0.00	5,690.05		
Constituency Allowance					
Constituency Allowance	2,609.00	0.00	340.96	2,268.04	13.1%
Total Constituency Allowance		0.00	340.96		
Total Expenditures					
		367.80	10,464.99		

---- End of Report ----



House of Assembly
Newfoundland and Labrador
Member Accountability and Disclosure Report
Expenditures Summarized by Category
01-Dec-22 to 31-Dec-22

LOVELESS, ELVIS, MHA

Allowance Category	Expenditure Limit for Fiscal Year (Net of HST)	Expenditures Processed 01-Dec-22 to 31-Dec-22 (Net of HST)	Expenditures Year to Date 01-Apr- to 31-Dec-22 (Net of HST)	Funds Available (Net of HST)	Percent Expended to Date
Office Allowances					
Office Accommodations	11,700.00	975.00	8,775.00	2,925.00	75.0%
Rental of Short-term Accommodations	--	0.00	0.00	--	--
Office Start-up Costs	--	0.00	0.00	--	--
Office Operations	10,435.00	1,222.47	2,016.05	8,418.95	19.3%
Total Office Allowances		2,197.47	10,791.05		
Operational Resources					
Operational Resources	--	620.61	5,637.45	--	--
Total Operational Resources		620.61	5,637.45		
Travel & Living Allowances					
House in Session	--	0.00	1,553.39	--	--
House Not in Session	--	2,238.37	8,340.81	--	--
Intra & Extra-Constituency Travel	14,174.00	830.48	4,393.74	9,780.26	31.0%
Helicopter Travel	21,391.00	0.00	5,038.24	16,352.76	23.6%
Total Travel & Living Allowances		3,068.85	19,326.18		
Constituency Allowance					
Constituency Allowance	2,609.00	0.00	887.74	1,721.26	34.0%
Total Constituency Allowance		0.00	887.74		
Total Expenditures					
		5,886.93	36,642.42		

---- End of Report ----



House of Assembly
Newfoundland and Labrador
Member Accountability and Disclosure Report
Expenditures Summarized by Category
01-Dec-22 to 31-Dec-22

JOYCE, EDDIE, MHA

Allowance Category	Expenditure Limit for Fiscal Year (Net of HST)	Expenditures Processed 01-Dec-22 to 31-Dec-22 (Net of HST)	Expenditures Year to Date 01-Apr- to 31-Dec-22 (Net of HST)	Funds Available (Net of HST)	Percent Expended to Date
Office Allowances					
Office Accommodations	--	0.00	0.00	--	--
Rental of Short-term Accommodations	--	0.00	0.00	--	--
Office Start-up Costs	--	0.00	0.00	--	--
Office Operations	10,435.00	281.99	6,842.44	3,592.56	65.6%
Total Office Allowances		281.99	6,842.44		
Operational Resources					
Operational Resources	--	207.77	3,104.74	--	--
Total Operational Resources		207.77	3,104.74		
Travel & Living Allowances					
House in Session	--	0.00	15,104.53	--	--
House Not in Session	--	0.00	1,788.89	--	--
Intra & Extra-Constituency Travel	10,870.00	348.57	6,077.44	4,792.56	55.9%
Helicopter Travel	--	0.00	0.00	--	--
Total Travel & Living Allowances		348.57	22,970.86		
Constituency Allowance					
Constituency Allowance	2,609.00	0.00	2,519.90	89.10	96.6%
Total Constituency Allowance		0.00	2,519.90		
Total Expenditures					
		838.33	35,437.94		

---- End of Report ----



House of Assembly
Newfoundland and Labrador
Member Accountability and Disclosure Report
Expenditures Summarized by Category
01-Dec-22 to 31-Dec-22

HOWELL, KRISTA LYNN, MHA

Allowance Category	Expenditure Limit for Fiscal Year (Net of HST)	Expenditures Processed 01-Dec-22 to 31-Dec-22 (Net of HST)	Expenditures Year to Date 01-Apr- to 31-Dec-22 (Net of HST)	Funds Available (Net of HST)	Percent Expended to Date
Office Allowances					
Office Accommodations	--	0.00	0.00	--	--
Rental of Short-term Accommodations	--	0.00	0.00	--	--
Office Start-up Costs	870.00	0.00	0.00	870.00	0.0%
Office Operations	10,435.00	2,031.25	2,050.86	8,384.14	19.7%
Total Office Allowances		2,031.25	2,050.86		
Operational Resources					
Operational Resources	--	233.16	2,090.37	--	--
Total Operational Resources		233.16	2,090.37		
Travel & Living Allowances					
House in Session	--	0.00	9,335.24	--	--
House Not in Session	--	0.00	298.01	--	--
Intra & Extra-Constituency Travel	10,609.00	0.00	58.23	10,550.77	0.5%
Helicopter Travel	--	0.00	0.00	--	--
Total Travel & Living Allowances		0.00	9,691.48		
Constituency Allowance					
Constituency Allowance	2,609.00	0.00	0.00	2,609.00	0.0%
Total Constituency Allowance		0.00	0.00		
Total Expenditures					
		2,264.41	13,832.71		

---- End of Report ----



House of Assembly
Newfoundland and Labrador
Member Accountability and Disclosure Report
Expenditures Summarized by Category
01-Dec-22 to 31-Dec-22

HOGAN, JOHN, MHA

Allowance Category	Expenditure Limit for Fiscal Year (Net of HST)	Expenditures Processed 01-Dec-22 to 31-Dec-22 (Net of HST)	Expenditures Year to Date 01-Apr- to 31-Dec-22 (Net of HST)	Funds Available (Net of HST)	Percent Expended to Date
Office Allowances					
Office Accommodations	--	0.00	0.00	--	--
Rental of Short-term Accommodations	--	0.00	0.00	--	--
Office Start-up Costs	870.00	0.00	0.00	870.00	0.0%
Office Operations	10,435.00	9.67	9.67	10,425.33	0.1%
Total Office Allowances		9.67	9.67		
Operational Resources					
Operational Resources	--	85.00	565.00	--	--
Total Operational Resources		85.00	565.00		
Travel & Living Allowances					
House in Session	--	0.00	0.00	--	--
House Not in Session	--	0.00	0.00	--	--
Intra & Extra-Constituency Travel	5,217.00	0.00	0.00	5,217.00	0.0%
Helicopter Travel	--	0.00	0.00	--	--
Total Travel & Living Allowances		0.00	0.00		
Constituency Allowance					
Constituency Allowance	2,609.00	263.20	1,257.50	1,351.50	48.2%
Total Constituency Allowance		263.20	1,257.50		
Total Expenditures		357.87	1,832.17		

---- End of Report ----



House of Assembly
Newfoundland and Labrador
Member Accountability and Disclosure Report
Expenditures Summarized by Category
01-Dec-22 to 31-Dec-22

Haggie, John, MHA

Allowance Category	Expenditure Limit for Fiscal Year (Net of HST)	Expenditures Processed 01-Dec-22 to 31-Dec-22 (Net of HST)	Expenditures Year to Date 01-Apr- to 31-Dec-22 (Net of HST)	Funds Available (Net of HST)	Percent Expended to Date
Office Allowances					
Office Accommodations	--	0.00	0.00	--	--
Rental of Short-term Accommodations	--	0.00	0.00	--	--
Office Start-up Costs	--	0.00	0.00	--	--
Office Operations	10,435.00	878.04	5,123.41	5,311.59	49.1%
Total Office Allowances		878.04	5,123.41		
Operational Resources					
Operational Resources	--	175.81	1,631.87	--	--
Total Operational Resources		175.81	1,631.87		
Travel & Living Allowances					
House in Session	--	0.00	9,469.49	--	--
House Not in Session	--	0.00	0.00	--	--
Intra & Extra-Constituency Travel	6,696.00	19.54	368.54	6,327.46	5.5%
Helicopter Travel	--	0.00	0.00	--	--
Total Travel & Living Allowances		19.54	9,838.03		
Constituency Allowance					
Constituency Allowance	2,609.00	49.50	269.50	2,339.50	10.3%
Total Constituency Allowance		49.50	269.50		
Total Expenditures					
		1,122.89	16,862.81		

---- End of Report ----



House of Assembly
Newfoundland and Labrador
Member Accountability and Disclosure Report
Expenditures Summarized by Category
01-Dec-22 to 31-Dec-22

Gambin - Walsh, Sherry, MHA

Allowance Category	Expenditure Limit for Fiscal Year (Net of HST)	Expenditures Processed 01-Dec-22 to 31-Dec-22 (Net of HST)	Expenditures Year to Date 01-Apr- to 31-Dec-22 (Net of HST)	Funds Available (Net of HST)	Percent Expended to Date
Office Allowances					
Office Accommodations	19,000.00	1,583.34	14,250.06	4,749.94	75.0%
Rental of Short-term Accommodations	--	0.00	0.00	--	--
Office Start-up Costs	--	0.00	0.00	--	--
Office Operations	10,435.00	2,056.39	8,444.86	1,990.14	80.9%
Total Office Allowances		3,639.73	22,694.92		
Operational Resources					
Operational Resources	--	654.14	6,627.43	--	--
Total Operational Resources		654.14	6,627.43		
Travel & Living Allowances					
House in Session	--	0.00	4,822.05	--	--
House Not in Session	--	0.00	673.13	--	--
Intra & Extra-Constituency Travel	10,000.00	0.00	6,325.00	3,675.00	63.2%
Helicopter Travel	--	0.00	0.00	--	--
Total Travel & Living Allowances		0.00	11,820.18		
Constituency Allowance					
Constituency Allowance	2,609.00	500.00	1,282.80	1,326.20	49.2%
Total Constituency Allowance		500.00	1,282.80		
Total Expenditures					
		4,793.87	42,425.33		

---- End of Report ----



House of Assembly
Newfoundland and Labrador
Member Accountability and Disclosure Report
Expenditures Summarized by Category
01-Dec-22 to 31-Dec-22

FUREY, ANDREW, MHA

Allowance Category	Expenditure Limit for Fiscal Year (Net of HST)	Expenditures Processed 01-Dec-22 to 31-Dec-22 (Net of HST)	Expenditures Year to Date 01-Apr- to 31-Dec-22 (Net of HST)	Funds Available (Net of HST)	Percent Expended to Date
Office Allowances					
Office Accommodations	12,300.00	1,025.00	9,225.00	3,075.00	75.0%
Rental of Short-term Accommodations	--	0.00	0.00	--	--
Office Start-up Costs	--	0.00	0.00	--	--
Office Operations	10,435.00	4,423.90	6,971.60	3,463.40	66.8%
Total Office Allowances		5,448.90	16,196.60		
Operational Resources					
Operational Resources	--	495.09	4,256.70	--	--
Total Operational Resources		495.09	4,256.70		
Travel & Living Allowances					
House in Session	--	0.00	1,423.80	--	--
House Not in Session	--	661.46	4,951.26	--	--
Intra & Extra-Constituency Travel	10,957.00	0.00	1,271.36	9,685.64	11.6%
Helicopter Travel	--	0.00	0.00	--	--
Total Travel & Living Allowances		661.46	7,646.42		
Constituency Allowance					
Constituency Allowance	2,609.00	0.00	114.98	2,494.02	4.4%
Total Constituency Allowance		0.00	114.98		
Total Expenditures					
		6,605.45	28,214.70		

---- End of Report ----



House of Assembly
Newfoundland and Labrador
Member Accountability and Disclosure Report
Expenditures Summarized by Category
01-Dec-22 to 31-Dec-22

FORSEY, PLEAMAN, MHA

Allowance Category	Expenditure Limit for Fiscal Year (Net of HST)	Expenditures Processed 01-Dec-22 to 31-Dec-22 (Net of HST)	Expenditures Year to Date 01-Apr- to 31-Dec-22 (Net of HST)	Funds Available (Net of HST)	Percent Expended to Date
Office Allowances					
Office Accommodations	19,200.00	1,600.00	14,400.00	4,800.00	75.0%
Rental of Short-term Accommodations	--	0.00	0.00	--	--
Office Start-up Costs	--	0.00	0.00	--	--
Office Operations	10,435.00	-41.26	1,816.14	8,618.86	17.4%
Total Office Allowances		1,558.74	16,216.14		
Operational Resources					
Operational Resources	--	581.83	4,684.03	--	--
Total Operational Resources		581.83	4,684.03		
Travel & Living Allowances					
House in Session	--	0.00	7,186.33	--	--
House Not in Session	--	458.17	2,347.10	--	--
Intra & Extra-Constituency Travel	9,391.00	447.60	3,324.41	6,066.59	35.4%
Helicopter Travel	--	0.00	0.00	--	--
Total Travel & Living Allowances		905.77	12,857.84		
Constituency Allowance					
Constituency Allowance	2,609.00	90.00	633.09	1,975.91	24.3%
Total Constituency Allowance		90.00	633.09		
Total Expenditures					
		3,136.34	34,391.10		

---- End of Report ----



LEGISLATURE (excluding The Office of the Auditor General)
STATEMENT OF REVENUE AND EXPENDITURE
For the Period 1 April 2022 to 31 March 2023
Unaudited

	Original Estimates	Operating Budget	Actual Expenditures & Revenue	Savings (Over-runs) from Original Budget		Savings (Over- runs) from Operating Budget
1.1.01. ADMINISTRATIVE SUPPORT						
01. Salaries	2,016,300	2,016,300	1,874,709	141,591	1	141,591
Operating Accounts:						
<i>Employee Benefits</i>	4,500	5,300	5,234	(734)		66
<i>Transportation and Communications</i>	59,400	59,400	41,829	17,571	2	17,571
<i>Supplies</i>	36,200	36,200	32,914	3,286	3	3,286
<i>Professional Services</i>	61,100	65,300	65,265	(4,165)	4	35
<i>Purchased Services</i>	62,000	57,000	15,490	46,510	5	41,510
					6	
<i>Property, Furnishings and Equipment</i>	92,500	92,500	82,374	10,127		10,127
02. Operating Accounts	315,700	315,700	243,107	72,594		72,594
	2,332,000	2,332,000	2,117,815	214,185		214,185
02. Revenue - Provincial	-	-	(2,196)	2,196	7	2,196
Total: Administrative Support	2,332,000	2,332,000	2,115,620	216,380		216,380

1. Savings due to temporary vacancies, partially offset by paid leave, salary increases, recognition bonus and overtime payouts.

2. Savings as travel expenditures were less than anticipated.

3. Savings as expenditures for office supplies were less than anticipated.

4. Overruns as expenditures for consulting fees were more than anticipated.

5. Savings due to metering, training and other purchased services were less than anticipated.

6. Savings as expenditures for office equipment is budgeted for the House of Assembly Service, Caucus and Statutory Offices in this activity. Purchases were impacted by delays in shipping related to Covid-19.

7. Mainly related to airfare refunds and return of petty cash.



LEGISLATURE (excluding The Office of the Auditor General)
STATEMENT OF REVENUE AND EXPENDITURE
For the Period 1 April 2022 to 31 March 2023
Unaudited

	Original Estimates	Operating Budget	Actual Expenditures & Revenue	Savings (Over-runs) from Original Budget	Savings (Over- runs) from Operating Budget
1.1.02. LEGISLATIVE LIBRARY AND RECORDS MANAGEMENT					
01. Salaries	687,200	721,900	718,632	(31,432) ¹	3,268
Operating Accounts:					
<i>Employee Benefits</i>	900	900	399	501	501
<i>Transportation and Communications</i>	8,000	5,800	3,543	4,457 ²	2,257
<i>Supplies</i>	47,000	50,700	50,600	(3,600) ³	100
<i>Purchased Services</i>	5,500	4,000	3,375	2,125 ⁴	625
<i>Property, Furnishings and Equipment</i>				-	-
02. Operating Accounts	61,400	61,400	57,917	3,483	3,483
Total: Legislative Library and Records Management	748,600	783,300	776,549	(27,949)	6,751

1. Overruns due to salary increases and recognition payouts.

2. Savings as travel expenditures were less than anticipated.

3. Overruns as supplies are higher than anticipated.

4. Savings as binding, shredding and other purchased services less than anticipated.



LEGISLATURE (excluding The Office of the Auditor General)
STATEMENT OF REVENUE AND EXPENDITURE
For the Period 1 April 2022 to 31 March 2023
Unaudited

	Original Estimates	Operating Budget	Actual Expenditures & Revenue	Savings (Over-runs) from Original Budget		Savings (Over- runs) from Operating Budget
1.1.03. HANSARD AND THE BROADCAST CENTRE						
01. Salaries	670,900	670,900	635,826	35,074	1	35,074
Operating Accounts:						
<i>Employee Benefits</i>	600	600	300	300		300
<i>Transportation and Communications</i>	7,300	7,300	6,022	1,278	2	1,278
<i>Supplies</i>	56,900	56,900	50,696	6,204	3	6,204
<i>Professional Services</i>	18,000	18,000	6,000	12,000	4	12,000
<i>Purchased Services</i>	208,700	208,000	143,416	65,284	5	64,584
<i>Property, Furnishings and Equipment</i>	10,000	10,700	10,554	(554)		146
02. Operating Accounts	301,500	301,500	216,989	84,511		84,511
	972,400	972,400	852,815	119,585		119,585
02. Revenue - Provincial				-		-
Total: Hansard and the Broadcast Centre	972,400	972,400	852,815	119,585		119,585

1. Savings due to temporary vacancies, partially offset by paid leave, salary increases, recognition bonus and overtime payouts.

2. Savings as travel expenditures were less than anticipated.

3. Savings as expenditures for supplies were less than anticipated.

4. Savings as expenditures for consulting services were less than anticipated

5. Savings as satellite and closed captioning expenditures less than anticipated due to fewer house sitting days.



LEGISLATURE (excluding The Office of the Auditor General)
STATEMENT OF REVENUE AND EXPENDITURE
For the Period 1 April 2022 to 31 March 2023
Unaudited

	Original Estimates	Operating Budget	Actual Expenditures & Revenue	Savings (Over-runs) from Original Budget		Savings (Over- runs) from Operating Budget
1.1.04. MEMBERS' RESOURCES						
01. Salaries	6,968,100	6,841,900	6,475,598	492,502	1	366,302
Operating Accounts:						
<i>Transportation and Communications</i>	10,200	10,200	30	10,170	2	10,170
<i>Supplies</i>	5,000	5,000	-	5,000	3	5,000
<i>Professional Services</i>	361,200	309,500	1,061	360,139	4	308,439
<i>Purchased Services</i>	20,000	20,000	550	19,450	5	19,450
02. Operating Accounts	396,400	344,700	1,641	394,759		343,059
09. Allowances and Assistance	2,363,700	2,258,500	1,363,902	999,798	6	894,598
10. Grants and Subsidies	6,300	5,400	3,891	2,409	7	1,509
	<u>9,734,500</u>	<u>9,450,500</u>	<u>7,845,031</u>	<u>1,889,469</u>		<u>1,605,469</u>
02. Revenue - Provincial	-	-	(10,648)	10,648	8	10,648
Total: Members' Resources	9,734,500	9,450,500	7,834,384	1,900,116		1,616,116

1. Savings due to less than anticipated costs for Constituency Assistants, Replacement Constituency Assistants, one less private member, partially offset by severance and paid leave payments, salary increases and recognition bonus payments.

2. Savings as expenditures for travel were less than anticipated.

3. Savings as expenditures for office supplies are less than anticipated.

4. Savings as consulting services were less than anticipated.

5. Savings as metering, training and other purchased services were less than anticipated.

6. Savings as Members did not avail of the maximum allowable funds.

7. Savings as two less Independent Members for 2022-23.

8. Revenues mainly related to repayment of excess constituency allowance and repayment of an operational funding grant.



LEGISLATURE (excluding The Office of the Auditor General)
STATEMENT OF REVENUE AND EXPENDITURE
For the Period 1 April 2022 to 31 March 2023
Unaudited

	Original Estimates	Operating Budget	Actual Expenditures & Revenue	Savings (Over-runs) from Original Budget		Savings (Over- runs) from Operating Budget
1.1.05. HOUSE OPERATIONS						
01. Salaries	209,100	209,100	169,130	39,970	¹	39,970
Operating Accounts:						
<i>Employee Benefits</i>	5,900	7,300	7,300	(1,400)	²	-
<i>Transportation and Communications</i>	125,000	119,700	86,882	38,118	³	32,818
<i>Supplies</i>	14,500	14,500	12,355	2,145	⁴	2,145
<i>Professional Services</i>	3,900	159,100	159,061	(155,161)	⁵	39
<i>Purchased Services</i>	41,500	41,500	26,406	15,094	⁶	15,094
<i>Property, Furnishings and Equipment</i>	1,700	3,800	1,961	(261)		1,839
02. Operating Accounts	192,500	345,900	293,965	(101,465)		51,935
10. Grants and Subsidies	11,600	11,600	11,557	43		43
	413,200	566,600	474,652	(61,452)		91,948
02. Revenue - Provincial	-	-	-	-		-
Total: House Operations	413,200	566,600	474,652	(61,452)		91,948

1. Savings due to temporary vacancies, partially offset by salary increases, recognition bonus payouts.
2. Overruns as conference registration fees were higher than anticipated.
3. Savings as travel expenditures were less than anticipated.
4. Savings as expenditures for office supplies were less than anticipated.
5. Overruns due to unbudgeted cost of legal fees and consulting services.
6. Savings due to less than anticipated training and other purchased services.



LEGISLATURE (excluding The Office of the Auditor General)
STATEMENT OF REVENUE AND EXPENDITURE
For the Period 1 April 2022 to 31 March 2023
Unaudited

	Original Estimates	Operating Budget	Actual Expenditures & Revenue	Savings (Over-runs) from Original Budget	Savings (Over- runs) from Operating Budget
1.1.06. GOVERNMENT MEMBERS CAUCUS					
01. Salaries	327,200	341,000	340,989	(13,789) ¹	11
Operating Accounts:					
<i>Employee Benefits</i>	1,000	1,000	-	1,000	1,000
<i>Transportation and Communications</i>	19,900	19,200	9,027	10,873 ²	10,173
<i>Supplies</i>	8,600	9,300	9,253	(653)	47
<i>Purchased Services</i>	7,500	7,500	2,165	5,335 ³	5,335
<i>Property, Furnishings and Equipment</i>	2,400	2,400	1,499	901	901
02. Operating Accounts	39,400	39,400	21,945	17,455	17,455
10. Grants and Subsidies	32,700	33,600	33,546	(846)	54
Total: Government Members Caucus	399,300	414,000	396,480	2,820	17,520

1. Overruns due to temporary vacancies, increase of one private member, partially offset by salary increases and recognition bonus payouts.

2. Savings due to less travel than anticipated.

3. Savings as expenditures for metering, training and other purchased services were less than anticipated.



LEGISLATURE (excluding The Office of the Auditor General)
STATEMENT OF REVENUE AND EXPENDITURE
For the Period 1 April 2022 to 31 March 2023
Unaudited

	Original Estimates	Operating Budget	Actual Expenditures & Revenue	Savings (Over-runs) from Original Budget		Savings (Over- runs) from Operating Budget
1.1.07. OFFICIAL OPPOSITION CAUCUS						
01. Salaries	1,081,100	1,115,300	1,115,213	(34,113)	1	87
Operating Accounts:						
<i>Employee Benefits</i>	3,000	3,000	2,789	211		211
<i>Transportation and Communications</i>	79,400	79,400	44,703	34,697	2	34,697
<i>Supplies</i>	24,000	24,000	18,055	5,945	3	5,945
<i>Purchased Services</i>	22,000	22,000	18,745	3,255	4	3,255
<i>Property, Furnishings and Equipment</i>	5,500	5,500	3,968	1,532	5	1,532
02. Operating Accounts	133,900	133,900	88,260	45,640		45,640
10. Grants and Subsidies	18,700	18,700	18,678	22		22
Total: Official Opposition Caucus	1,233,700	1,267,900	1,222,151	11,549		45,749

1. Overruns due to salary increases, paid leave, recognition bonus payouts and decrease of one private member.

2. Savings as travel expenditures were less than anticipated.

3. Savings as expenditures for office supplies were less than anticipated.

4. Savings as expenditures for metering, training and other purchased services were less than anticipated.

5. Savings as expenditures for office equipment were less than anticipated.



LEGISLATURE (excluding The Office of the Auditor General)
STATEMENT OF REVENUE AND EXPENDITURE
For the Period 1 April 2022 to 31 March 2023
Unaudited

	Original Estimates	Operating Budget	Actual Expenditures & Revenue	Savings (Over-runs) from Original Budget		Savings (Over- runs) from Operating Budget
1.1.08. THIRD PARTY CAUCUS						
01. Salaries	405,600	429,600	409,016	(3,416)	¹	20,584
Operating Accounts:						
<i>Employee Benefits</i>	1,000	1,000	-	1,000		1,000
<i>Transportation and Communications</i>	21,700	21,700	10,207	11,493	²	11,493
<i>Supplies</i>	8,300	8,300	3,699	4,601	³	4,601
<i>Purchased Services</i>	7,500	7,500	3,185	4,315	⁴	4,315
<i>Property, Furnishings and Equipment</i>	1,800	1,800	1,606	194		194
02. Operating Accounts	40,300	40,300	18,696	21,604		21,604
10. Grants and Subsidies	12,500	12,500	12,452	48		48
Total: Third Party Caucus	458,400	482,400	440,164	18,236		42,236
<p>1. Overruns due to salary increases, paid leave and recognition bonus payout. 2. Savings as travel expenditures were less than anticipated. 3. Savings as expenditures for office supplies were less than anticipated. 4. Savings as expenditures for metering, training and other purchased services were less than anticipated.</p>						
TOTAL HOUSE OF ASSEMBLY	16,292,100	16,269,100	14,112,813	2,179,285		2,156,285



LEGISLATURE (excluding The Office of the Auditor General)
STATEMENT OF REVENUE AND EXPENDITURE
For the Period 1 April 2022 to 31 March 2023
Unaudited

	Original Estimates	Operating Budget	Actual Expenditures & Revenue	Savings (Over-runs) from Original Budget		Savings (Over- runs) from Operating Budget
3.1.01. OFFICE OF THE CHIEF ELECTORAL OFFICER						
01. Salaries	914,400	914,400	907,857	6,543	1	6,543
Operating Accounts:						
<i>Employee Benefits</i>	4,500	4,500	2,917	1,583		1,583
<i>Transportation and Communications</i>	104,400	76,600	64,074	40,326	2	12,526
<i>Supplies</i>	64,000	75,300	63,559	441		11,741
<i>Professional Services</i>	83,000	109,600	109,560	(26,560)	3	40
<i>Purchased Services</i>	301,000	289,400	211,587	89,413	4	77,813
<i>Property, Furnishings and Equipment</i>	7,000	8,500	8,413	(1,413)	5	87
02. Operating Accounts	563,900	563,900	460,110	103,790		103,790
10. Grants and Subsidies		3,500	3,416	(3,416)	6	84
	1,478,300	1,481,800	1,371,383	106,917		110,417
02. Revenue - Provincial			(8,778)	8,778	7	8,778
Total: Office of the Chief Electoral	1,478,300	1,481,800	1,362,606	115,694		119,194

1. Savings due to temporary vacancies, partially offset by salary increases and recognition bonus payouts.
2. Savings as travel expenditures were less than anticipated.
3. Overruns due to higher than anticipated legal fees.
4. Savings as expenditures for metering, training and development and other purchased services less than anticipated.
5. Overruns as expenditures for office equipment were more than anticipated.
6. Overrun due to unbudgeted cost of grants and subsidies payments related to General Election 2021.
7. Related to repayment of car rental invoice and deposit of surplus in Trust Account to CRF.



LEGISLATURE (excluding The Office of the Auditor General)
STATEMENT OF REVENUE AND EXPENDITURE
For the Period 1 April 2022 to 31 March 2023
Unaudited

	Original Estimates	Operating Budget	Actual Expenditures & Revenue	Savings (Over-runs) from Original Budget		Savings (Over- runs) from Operating Budget
4.1.01. OFFICE OF THE CITIZENS' REPRESENTATIVE						
01. Salaries	798,100	798,100	735,113	62,987	1	62,987
Operating Accounts:						
<i>Employee Benefits</i>	7,000	7,000	725	6,275	2	6,275
<i>Transportation and Communications</i>	34,800	25,700	12,600	22,200	3	13,100
<i>Supplies</i>	5,000	5,000	4,580	420		420
<i>Professional Services</i>	69,600	78,700	78,688	(9,088)	4	12
<i>Purchased Services</i>	108,000	108,000	78,443	29,557	5	29,557
					6	
<i>Property, Furnishings and Equipment</i>	8,000	8,000	355	7,645		7,645
02. Operating Accounts	232,400	232,400	175,392	57,008		57,008
Total: Office of the Citizens' Representative	1,030,500	1,030,500	910,505	119,995		119,995

1. Savings due to temporary vacancies and hiring on a lower level, partially offset by salary increases and recognition bonus payouts.
2. Savings due to less than anticipated costs of conference registrations.
3. Savings as travel expenditures were less than anticipated.
4. Overruns due to legal and consulting fees higher than anticipated.
5. Savings as training and development and other purchased services were less than anticipated.
6. Savings as expenditures for office furnishings and equipment were less than anticipated.



LEGISLATURE (excluding The Office of the Auditor General)
STATEMENT OF REVENUE AND EXPENDITURE
For the Period 1 April 2022 to 31 March 2023
Unaudited

	Original Estimates	Operating Budget	Actual Expenditures & Revenue	Savings (Over-runs) from Original Budget		Savings (Over- runs) from Operating Budget
5.1.01. OFFICE OF THE CHILD AND YOUTH ADVOCATE						
01. Salaries	1,196,600	1,196,600	1,132,209	64,391	1	64,391
Operating Accounts:						
<i>Employee Benefits</i>	3,500	3,500	804	2,696	2	2,696
<i>Transportation and Communications</i>	55,400	49,900	22,703	32,697	3	27,197
<i>Supplies</i>	6,000	6,000	5,813	187		187
<i>Professional Services</i>	19,000	19,000	5,670	13,330	4	13,330
<i>Purchased Services</i>	160,900	160,900	138,964	21,936	5	21,936
					6	
<i>Property, Furnishings and Equipment</i>	4,000	9,500	9,458	(5,458)		42
02. Operating Accounts	248,800	248,800	183,413	65,388		65,388
Total: Office of the Child and Youth Advocate	1,445,400	1,445,400	1,315,621	129,779		129,779

1. Savings due to temporary vacancies and hiring on a lower level, partially offset by salary increases and recognition bonus payouts.
2. Savings as conference and other registration fees less than anticipated.
3. Savings as travel expenditures for outreach and conferences were less than anticipated.
4. Savings as legal and consulting fees were less than anticipated.
5. Savings as training and development, advertising and other purchased services were less than anticipated.
6. Overruns as furniture and equipment expenditures are higher than anticipated. Equipment below OCIO standards was replaced.



LEGISLATURE (excluding The Office of the Auditor General)
STATEMENT OF REVENUE AND EXPENDITURE
For the Period 1 April 2022 to 31 March 2023
Unaudited

	Original Estimates	Operating Budget	Actual Expenditures & Revenue	Savings (Over-runs) from Original Budget		Savings (Over- runs) from Operating Budget
6.1.01. OFFICE OF THE INFORMATION AND PRIVACY COMMISSIONER						
01. Salaries	1,161,200	1,155,500	1,140,571	20,629	1	14,929
Operating Accounts:						
<i>Employee Benefits</i>	4,500	4,500	2,952	1,548		1,548
<i>Transportation and Communications</i>	32,800	23,300	21,540	11,260	2	1,760
<i>Supplies</i>	6,700	7,100	7,095	(395)		5
<i>Professional Services</i>	175,000	175,000	106,138	68,862	3	68,862
<i>Purchased Services</i>	142,400	151,200	151,110	(8,710)	4	90
					5	
<i>Property, Furnishings and Equipment</i>	2,000	8,000	7,974	(5,974)		26
02. Operating Accounts	363,400	369,100	296,808	66,592		72,292
02. Revenue - Provincial	(3,500)		(17,653)	14,153	6	17,653
Total: Office of the Information and Commissioner	1,521,100	1,524,600	1,419,726	101,374		104,874

1. Savings due to temporary vacancies, delayed hirings and hirings on a lower level, partially offset by salary increases and recognition bonus payouts.

2. Savings due to less travel expenditures than anticipated.

3. Savings as legal fees and consulting services were less than anticipated.

4. Overruns due to costs to host F/P/T Information and Privacy Commissioners/Ombudsmenpersons Annual Conference were higher than anticipated.

5. Overruns due to replacement of broken and obsolete office equipment.

6. Registration fees higher than anticipated from F/P/T Information and Privacy Commissioners/Ombudsmenpersons Annual Conference.



LEGISLATURE (excluding The Office of the Auditor General)
STATEMENT OF REVENUE AND EXPENDITURE
For the Period 1 April 2022 to 31 March 2023
Unaudited

	Original Estimates	Operating Budget	Actual Expenditures & Revenue	Savings (Over-runs) from Original Budget	Savings (Over- runs) from Operating Budget
7.1.01. OFFICE OF THE SENIORS' ADVOCATE					
01. Salaries	373,100	404,000	403,960	(30,860) ¹	40
Operating Accounts:					
<i>Employee Benefits</i>	5,700	800	702	4,998 ²	98
<i>Transportation and Communications</i>	45,900	18,500	18,228	27,672 ³	272
<i>Supplies</i>	5,000	5,000	2,918	2,082 ⁴	2,082
<i>Professional Services</i>	9,000	900	240	8,760 ⁵	660
<i>Purchased Services</i>	44,000	66,800	66,042	(22,042) ⁶	758
<i>Property, Furnishings and Equipment</i>	4,000	10,200	10,172	(6,172) ⁷	28
02. Operating Accounts	113,600	102,200	98,302	15,298	3,898
Total: Office of the Seniors' Advocate	486,700	506,200	502,263	(15,563)	3,937
TOTAL LEGISLATURE (Excluding the Office of the Auditor General)	22,254,100	22,257,600	19,623,535	2,630,565	2,634,065

1. Overruns due to temporary hiring, hiring at a higher level than previous Seniors' Advocate, salary increases and recognition bonus payouts.

2. Savings as conference registration fees were less than anticipated.

3. Savings due to less travel expenditures than anticipated.

4. Savings as expenditures for office supplies were less than anticipated.

5. Savings due to less legal and consulting fees than anticipated.

6. Overruns as research services for Public Engagement Process were higher than anticipated.

7. Overruns as furniture and equipment costs were higher than anticipated.



OFFICE OF THE AUDITOR GENERAL
STATEMENT OF REVENUE AND EXPENDITURE
For the Period 1 April 2021 to 31 March 2023
Unaudited

	Original Estimates	Operating Budget	Actual Expenditures and Revenue	Savings (Over- runs) from Original Budget		Savings (Over-runs) from Operating Budget
2.1.012. Office of the Auditor General						
01. Salaries	6,132,800	6,132,800	4,278,318	1,854,482	1	1,854,482
02. Employee Benefits	167,300	192,300	190,153	(22,853)	2	2,147
03. Transportation and Communications	123,500	123,500	37,993	85,507	3	85,507
04. Supplies	84,000	97,000	95,405	(11,405)	4	1,595
05. Professional Services	670,100	605,100	182,319	487,781	5	422,781
06. Purchased Services	325,000	325,000	235,093	89,907	6	89,907
07. Property, Furnishings and Equipment	50,100	77,100	76,530	(26,430)	7	570
	7,552,800	7,552,800	5,095,811	2,456,989		2,456,989
Related Revenue	-	-	-3,243	3,243	8	3,243
Total: Office of the Auditor General	7,552,800	7,552,800	5,092,568	2,460,232		2,460,232

¹ The OAG received a significant budget increase in Budget 2022. Large scale recruitment occurred during 2022-23. However, since most were hired in the second half of the year, there was savings in salaries.

² Overrun due to training required in accounting and assurance standards to keep all staff proficient. Extra costs to train new hires.

³ While in person meetings have resumed and staff are travelling to client offices, much of this started in late summer 2022. Further savings due to use of travel credits from cancelled travel in 2020.

We also used a contractor to complete our audits on the west coast. Since this person was local, travel costs were reduced.

⁴ Overrun due to increases in software costs and office supplies due to increased staff.

⁵ Savings due to late start for several contracts for professional services.

⁶ Usage is dependent on financial and performance audit complexity year over year.

⁷ Overrun due to new computer and equipment for new staff.

⁸ Small amount of related revenue due to recovery of costs incurred in the previous year.



House of Assembly
Newfoundland and Labrador
Member Accountability and Disclosure Report
Expenditures Summarized by Category
01-Apr-22 to 31-Mar-23

PIKE, PAUL, MHA

Allowance Category	Expenditure Limit for Fiscal Year (Net of HST)	Expenditures Processed 01-Apr-22 to 31-Mar-23 (Net of HST)	Expenditures Year to Date 01-Apr- to 31-Mar-23 (Net of HST)	Funds Available (Net of HST)	Percent Expended to Date
Office Allowances					
Office Accommodations	15,545.00	15,544.32	15,544.32	0.68	100.0%
Rental of Short-term Accommodations	--	0.00	0.00	--	--
Office Start-up Costs	248.00	0.00	0.00	248.00	0.0%
Office Operations	10,435.00	3,734.30	3,734.30	6,700.70	35.8%
Total Office Allowances		19,278.62	19,278.62		
Operational Resources					
Operational Resources	--	5,616.00	5,616.00	--	--
Total Operational Resources		5,616.00	5,616.00		
Travel & Living Allowances					
House in Session	--	10,754.06	10,754.06	--	--
House Not in Session	--	3,926.44	3,926.44	--	--
Intra & Extra-Constituency Travel	11,043.00	6,752.21	6,752.21	4,290.79	61.1%
Helicopter Travel	--	0.00	0.00	--	--
Total Travel & Living Allowances		21,432.71	21,432.71		
Constituency Allowance					
Constituency Allowance	2,609.00	1,181.55	1,181.55	1,427.45	45.3%
Total Constituency Allowance		1,181.55	1,181.55		
Total Expenditures					
		47,508.88	47,508.88		

---- End of Report ----



House of Assembly
Newfoundland and Labrador
Member Accountability and Disclosure Report
Expenditures Summarized by Category
01-Apr-22 to 31-Mar-23

HOWELL, KRISTA LYNN, MHA

Allowance Category	Expenditure Limit for Fiscal Year (Net of HST)	Expenditures Processed 01-Apr-22 to 31-Mar-23 (Net of HST)	Expenditures Year to Date 01-Apr- to 31-Mar-23 (Net of HST)	Funds Available (Net of HST)	Percent Expended to Date
Office Allowances					
Office Accommodations	--	0.00	0.00	--	--
Rental of Short-term Accommodations	--	0.00	0.00	--	--
Office Start-up Costs	870.00	0.00	0.00	870.00	0.0%
Office Operations	10,435.00	3,369.20	3,369.20	7,065.80	32.3%
Total Office Allowances		3,369.20	3,369.20		
Operational Resources					
Operational Resources	--	2,918.92	2,918.92	--	--
Total Operational Resources		2,918.92	2,918.92		
Travel & Living Allowances					
House in Session	--	11,560.49	11,560.49	--	--
House Not in Session	--	452.15	452.15	--	--
Intra & Extra-Constituency Travel	10,609.00	3,059.87	3,059.87	7,549.13	28.8%
Helicopter Travel	--	0.00	0.00	--	--
Total Travel & Living Allowances		15,072.51	15,072.51		
Constituency Allowance					
Constituency Allowance	2,609.00	999.00	999.00	1,610.00	38.3%
Total Constituency Allowance		999.00	999.00		
Total Expenditures					
		22,359.63	22,359.63		

---- End of Report ----



House of Assembly
Newfoundland and Labrador
Member Accountability and Disclosure Report
Expenditures Summarized by Category
01-Apr-22 to 31-Mar-23

HOGAN, JOHN, MHA

Allowance Category	Expenditure Limit for Fiscal Year (Net of HST)	Expenditures Processed 01-Apr-22 to 31-Mar-23 (Net of HST)	Expenditures Year to Date 01-Apr- to 31-Mar-23 (Net of HST)	Funds Available (Net of HST)	Percent Expended to Date
Office Allowances					
Office Accommodations	--	0.00	0.00	--	--
Rental of Short-term Accommodations	--	0.00	0.00	--	--
Office Start-up Costs	870.00	0.00	0.00	870.00	0.0%
Office Operations	10,435.00	9.67	9.67	10,425.33	0.1%
Total Office Allowances		9.67	9.67		
Operational Resources					
Operational Resources	--	2,118.61	2,118.61	--	--
Total Operational Resources		2,118.61	2,118.61		
Travel & Living Allowances					
House in Session	--	0.00	0.00	--	--
House Not in Session	--	0.00	0.00	--	--
Intra & Extra-Constituency Travel	5,217.00	0.00	0.00	5,217.00	0.0%
Helicopter Travel	--	0.00	0.00	--	--
Total Travel & Living Allowances		0.00	0.00		
Constituency Allowance					
Constituency Allowance	2,609.00	1,935.16	1,935.16	673.84	74.2%
Total Constituency Allowance		1,935.16	1,935.16		
Total Expenditures		4,063.44	4,063.44		

---- End of Report ----



House of Assembly
Newfoundland and Labrador
Member Accountability and Disclosure Report
Expenditures Summarized by Category
01-Apr-22 to 31-Mar-23

ABBOTT, JOHN, MHA

Allowance Category	Expenditure Limit for Fiscal Year (Net of HST)	Expenditures Processed 01-Apr-22 to 31-Mar-23 (Net of HST)	Expenditures Year to Date 01-Apr- to 31-Mar-23 (Net of HST)	Funds Available (Net of HST)	Percent Expended to Date
Office Allowances					
Office Accommodations	--	0.00	0.00	--	--
Rental of Short-term Accommodations	--	0.00	0.00	--	--
Office Start-up Costs	619.00	0.00	0.00	619.00	0.0%
Office Operations	10,435.00	6,178.11	6,178.11	4,256.89	59.2%
Total Office Allowances		6,178.11	6,178.11		
Operational Resources					
Operational Resources	--	535.00	535.00	--	--
Total Operational Resources		535.00	535.00		
Travel & Living Allowances					
House in Session	--	0.00	0.00	--	--
House Not in Session	--	0.00	0.00	--	--
Intra & Extra-Constituency Travel	5,217.00	56.45	56.45	5,160.55	1.1%
Helicopter Travel	--	0.00	0.00	--	--
Total Travel & Living Allowances		56.45	56.45		
Constituency Allowance					
Constituency Allowance	2,609.00	905.70	905.70	1,703.30	34.7%
Total Constituency Allowance		905.70	905.70		
Total Expenditures					
		7,675.26	7,675.26		

---- End of Report ----



House of Assembly
Newfoundland and Labrador
Member Accountability and Disclosure Report
Expenditures Summarized by Category
01-Apr-22 to 31-Mar-23

FUREY, ANDREW, MHA

Allowance Category	Expenditure Limit for Fiscal Year (Net of HST)	Expenditures Processed 01-Apr-22 to 31-Mar-23 (Net of HST)	Expenditures Year to Date 01-Apr- to 31-Mar-23 (Net of HST)	Funds Available (Net of HST)	Percent Expended to Date
Office Allowances					
Office Accommodations	12,300.00	12,300.00	12,300.00	0.00	100.0%
Rental of Short-term Accommodations	--	0.00	0.00	--	--
Office Start-up Costs	--	0.00	0.00	--	--
Office Operations	10,435.00	8,799.60	8,799.60	1,635.40	84.3%
Total Office Allowances		21,099.60	21,099.60		
Operational Resources					
Operational Resources	--	6,463.01	6,463.01	--	--
Total Operational Resources		6,463.01	6,463.01		
Travel & Living Allowances					
House in Session	--	2,303.79	2,303.79	--	--
House Not in Session	--	5,152.01	5,152.01	--	--
Intra & Extra-Constituency Travel	10,957.00	1,748.68	1,748.68	9,208.32	16.0%
Helicopter Travel	--	0.00	0.00	--	--
Total Travel & Living Allowances		9,204.48	9,204.48		
Constituency Allowance					
Constituency Allowance	2,609.00	536.23	536.23	2,072.77	20.6%
Total Constituency Allowance		536.23	536.23		
Total Expenditures					
		37,303.32	37,303.32		

---- End of Report ----



House of Assembly
Newfoundland and Labrador
Member Accountability and Disclosure Report
Expenditures Summarized by Category
01-Apr-22 to 31-Mar-23

WAKEHAM, TONY, MHA

Allowance Category	Expenditure Limit for Fiscal Year (Net of HST)	Expenditures Processed 01-Apr-22 to 31-Mar-23 (Net of HST)	Expenditures Year to Date 01-Apr- to 31-Mar-23 (Net of HST)	Funds Available (Net of HST)	Percent Expended to Date
Office Allowances					
Office Accommodations	9,377.00	9,376.80	9,376.80	0.20	100.0%
Rental of Short-term Accommodations	--	0.00	0.00	--	--
Office Start-up Costs	--	0.00	0.00	--	--
Office Operations	10,435.00	4,189.16	4,189.16	6,245.84	40.1%
Total Office Allowances		13,565.96	13,565.96		
Operational Resources					
Operational Resources	--	8,547.02	8,547.02	--	--
Total Operational Resources		8,547.02	8,547.02		
Travel & Living Allowances					
House in Session	--	26,769.00	26,769.00	--	--
House Not in Session	--	18,696.30	18,696.30	--	--
Intra & Extra-Constituency Travel	5,913.00	4,595.98	4,595.98	1,317.02	77.7%
Helicopter Travel	--	0.00	0.00	--	--
Total Travel & Living Allowances		50,061.28	50,061.28		
Constituency Allowance					
Constituency Allowance	2,609.00	349.99	349.99	2,259.01	13.4%
Total Constituency Allowance		349.99	349.99		
Total Expenditures					
		72,524.25	72,524.25		

---- End of Report ----



House of Assembly
Newfoundland and Labrador
Member Accountability and Disclosure Report
Expenditures Summarized by Category
01-Apr-22 to 31-Mar-23

TIBBS, CHRIS, MHA

Allowance Category	Expenditure Limit for Fiscal Year (Net of HST)	Expenditures Processed 01-Apr-22 to 31-Mar-23 (Net of HST)	Expenditures Year to Date 01-Apr- to 31-Mar-23 (Net of HST)	Funds Available (Net of HST)	Percent Expended to Date
Office Allowances					
Office Accommodations	--	0.00	0.00	--	--
Rental of Short-term Accommodations	--	0.00	0.00	--	--
Office Start-up Costs	--	0.00	0.00	--	--
Office Operations	10,435.00	8,198.12	8,198.12	2,236.88	78.6%
Total Office Allowances		8,198.12	8,198.12		
Operational Resources					
Operational Resources	--	3,682.75	3,682.75	--	--
Total Operational Resources		3,682.75	3,682.75		
Travel & Living Allowances					
House in Session	--	8,020.54	8,020.54	--	--
House Not in Session	--	3,440.67	3,440.67	--	--
Intra & Extra-Constituency Travel	7,913.00	342.80	342.80	7,570.20	4.3%
Helicopter Travel	--	0.00	0.00	--	--
Total Travel & Living Allowances		11,804.01	11,804.01		
Constituency Allowance					
Constituency Allowance	2,609.00	250.00	250.00	2,359.00	9.6%
Total Constituency Allowance		250.00	250.00		
Total Expenditures					
		23,934.88	23,934.88		

---- End of Report ----



House of Assembly
Newfoundland and Labrador
Member Accountability and Disclosure Report
Expenditures Summarized by Category
01-Apr-22 to 31-Mar-23

PARROTT, LLOYD, MHA

Allowance Category	Expenditure Limit for Fiscal Year (Net of HST)	Expenditures Processed 01-Apr-22 to 31-Mar-23 (Net of HST)	Expenditures Year to Date 01-Apr- to 31-Mar-23 (Net of HST)	Funds Available (Net of HST)	Percent Expended to Date
Office Allowances					
Office Accommodations	13,800.00	13,800.00	13,800.00	0.00	100.0%
Rental of Short-term Accommodations	--	0.00	0.00	--	--
Office Start-up Costs	--	0.00	0.00	--	--
Office Operations	10,435.00	4,912.48	4,912.48	5,522.52	47.1%
Total Office Allowances		18,712.48	18,712.48		
Operational Resources					
Operational Resources	--	6,604.56	6,604.56	--	--
Total Operational Resources		6,604.56	6,604.56		
Travel & Living Allowances					
House in Session	--	15,006.18	15,006.18	--	--
House Not in Session	--	5,108.71	5,108.71	--	--
Intra & Extra-Constituency Travel	11,043.00	7,557.05	7,557.05	3,485.95	68.4%
Helicopter Travel	--	0.00	0.00	--	--
Total Travel & Living Allowances		27,671.94	27,671.94		
Constituency Allowance					
Constituency Allowance	2,609.00	1,522.67	1,522.67	1,086.33	58.4%
Total Constituency Allowance		1,522.67	1,522.67		
Total Expenditures					
		54,511.65	54,511.65		

---- End of Report ----



House of Assembly
Newfoundland and Labrador
Member Accountability and Disclosure Report
Expenditures Summarized by Category
01-Apr-22 to 31-Mar-23

STOODLEY, SARAH, MHA

Allowance Category	Expenditure Limit for Fiscal Year (Net of HST)	Expenditures Processed 01-Apr-22 to 31-Mar-23 (Net of HST)	Expenditures Year to Date 01-Apr- to 31-Mar-23 (Net of HST)	Funds Available (Net of HST)	Percent Expended to Date
Office Allowances					
Office Accommodations	--	0.00	0.00	--	--
Rental of Short-term Accommodations	--	0.00	0.00	--	--
Office Start-up Costs	--	0.00	0.00	--	--
Office Operations	10,435.00	1,678.26	1,678.26	8,756.74	16.1%
Total Office Allowances		1,678.26	1,678.26		
Operational Resources					
Operational Resources	--	550.00	550.00	--	--
Total Operational Resources		550.00	550.00		
Travel & Living Allowances					
House in Session	--	0.00	0.00	--	--
House Not in Session	--	0.00	0.00	--	--
Intra & Extra-Constituency Travel	5,217.00	142.24	142.24	5,074.76	2.7%
Helicopter Travel	--	0.00	0.00	--	--
Total Travel & Living Allowances		142.24	142.24		
Constituency Allowance					
Constituency Allowance	2,609.00	2,608.80	2,608.80	0.20	100.0%
Total Constituency Allowance		2,608.80	2,608.80		
Total Expenditures					
		4,979.30	4,979.30		

---- End of Report ----



House of Assembly
Newfoundland and Labrador
Member Accountability and Disclosure Report
Expenditures Summarized by Category
01-Apr-22 to 31-Mar-23

PARDY, CRAIG, MHA

Allowance Category	Expenditure Limit for Fiscal Year (Net of HST)	Expenditures Processed 01-Apr-22 to 31-Mar-23 (Net of HST)	Expenditures Year to Date 01-Apr- to 31-Mar-23 (Net of HST)	Funds Available (Net of HST)	Percent Expended to Date
Office Allowances					
Office Accommodations	17,700.00	17,700.00	17,700.00	0.00	100.0%
Rental of Short-term Accommodations	--	0.00	0.00	--	--
Office Start-up Costs	--	0.00	0.00	--	--
Office Operations	10,435.00	4,222.91	4,222.91	6,212.09	40.5%
Total Office Allowances		21,922.91	21,922.91		
Operational Resources					
Operational Resources	--	5,003.89	5,003.89	--	--
Total Operational Resources		5,003.89	5,003.89		
Travel & Living Allowances					
House in Session	--	7,742.19	7,742.19	--	--
House Not in Session	--	4,544.66	4,544.66	--	--
Intra & Extra-Constituency Travel	9,739.00	9,531.25	9,531.25	207.75	97.9%
Helicopter Travel	--	0.00	0.00	--	--
Total Travel & Living Allowances		21,818.10	21,818.10		
Constituency Allowance					
Constituency Allowance	2,609.00	1,059.78	1,059.78	1,549.22	40.6%
Total Constituency Allowance		1,059.78	1,059.78		
Total Expenditures					
		49,804.68	49,804.68		

---- End of Report ----



House of Assembly
Newfoundland and Labrador
Member Accountability and Disclosure Report
Expenditures Summarized by Category
01-Apr-22 to 31-Mar-23

O'DRISCOLL, LOYOLA, MHA

Allowance Category	Expenditure Limit for Fiscal Year (Net of HST)	Expenditures Processed 01-Apr-22 to 31-Mar-23 (Net of HST)	Expenditures Year to Date 01-Apr- to 31-Mar-23 (Net of HST)	Funds Available (Net of HST)	Percent Expended to Date
Office Allowances					
Office Accommodations	--	0.00	0.00	--	--
Rental of Short-term Accommodations	--	0.00	0.00	--	--
Office Start-up Costs	--	0.00	0.00	--	--
Office Operations	10,435.00	4,480.03	4,480.03	5,954.97	42.9%
Total Office Allowances		4,480.03	4,480.03		
Operational Resources					
Operational Resources	--	3,652.82	3,652.82	--	--
Total Operational Resources		3,652.82	3,652.82		
Travel & Living Allowances					
House in Session	--	0.00	0.00	--	--
House Not in Session	--	0.00	0.00	--	--
Intra & Extra-Constituency Travel	8,783.00	8,775.57	8,775.57	7.43	99.9%
Helicopter Travel	--	0.00	0.00	--	--
Total Travel & Living Allowances		8,775.57	8,775.57		
Constituency Allowance					
Constituency Allowance	2,609.00	340.96	340.96	2,268.04	13.1%
Total Constituency Allowance		340.96	340.96		
Total Expenditures					
		17,249.38	17,249.38		

---- End of Report ----



House of Assembly
Newfoundland and Labrador
Member Accountability and Disclosure Report
Expenditures Summarized by Category
01-Apr-22 to 31-Mar-23

LOVELESS, ELVIS, MHA

Allowance Category	Expenditure Limit for Fiscal Year (Net of HST)	Expenditures Processed 01-Apr-22 to 31-Mar-23 (Net of HST)	Expenditures Year to Date 01-Apr- to 31-Mar-23 (Net of HST)	Funds Available (Net of HST)	Percent Expended to Date
Office Allowances					
Office Accommodations	11,700.00	11,700.00	11,700.00	0.00	100.0%
Rental of Short-term Accommodations	--	0.00	0.00	--	--
Office Start-up Costs	--	0.00	0.00	--	--
Office Operations	10,435.00	2,216.05	2,216.05	8,218.95	21.2%
Total Office Allowances		13,916.05	13,916.05		
Operational Resources					
Operational Resources	--	7,995.35	7,995.35	--	--
Total Operational Resources		7,995.35	7,995.35		
Travel & Living Allowances					
House in Session	--	2,515.03	2,515.03	--	--
House Not in Session	--	8,934.40	8,934.40	--	--
Intra & Extra-Constituency Travel	14,174.00	6,132.26	6,132.26	8,041.74	43.3%
Helicopter Travel	21,391.00	5,038.24	5,038.24	16,352.76	23.6%
Total Travel & Living Allowances		22,619.93	22,619.93		
Constituency Allowance					
Constituency Allowance	2,609.00	887.74	887.74	1,721.26	34.0%
Total Constituency Allowance		887.74	887.74		
Total Expenditures					
		45,419.07	45,419.07		

---- End of Report ----



House of Assembly
Newfoundland and Labrador
Member Accountability and Disclosure Report
Expenditures Summarized by Category
01-Apr-22 to 31-Mar-23

FORSEY, PLEAMAN, MHA

Allowance Category	Expenditure Limit for Fiscal Year (Net of HST)	Expenditures Processed 01-Apr-22 to 31-Mar-23 (Net of HST)	Expenditures Year to Date 01-Apr- to 31-Mar-23 (Net of HST)	Funds Available (Net of HST)	Percent Expended to Date
Office Allowances					
Office Accommodations	19,200.00	19,200.00	19,200.00	0.00	100.0%
Rental of Short-term Accommodations	--	0.00	0.00	--	--
Office Start-up Costs	--	0.00	0.00	--	--
Office Operations	10,435.00	3,786.11	3,786.11	6,648.89	36.3%
Total Office Allowances		22,986.11	22,986.11		
Operational Resources					
Operational Resources	--	8,065.85	8,065.85	--	--
Total Operational Resources		8,065.85	8,065.85		
Travel & Living Allowances					
House in Session	--	9,113.95	9,113.95	--	--
House Not in Session	--	3,869.34	3,869.34	--	--
Intra & Extra-Constituency Travel	9,391.00	3,965.17	3,965.17	5,425.83	42.2%
Helicopter Travel	--	0.00	0.00	--	--
Total Travel & Living Allowances		16,948.46	16,948.46		
Constituency Allowance					
Constituency Allowance	2,609.00	633.09	633.09	1,975.91	24.3%
Total Constituency Allowance		633.09	633.09		
Total Expenditures					
		48,633.51	48,633.51		

---- End of Report ----



House of Assembly
Newfoundland and Labrador
Member Accountability and Disclosure Report
Expenditures Summarized by Category
01-Apr-22 to 31-Mar-23

EVANS, LELA, MHA

Allowance Category	Expenditure Limit for Fiscal Year (Net of HST)	Expenditures Processed 01-Apr-22 to 31-Mar-23 (Net of HST)	Expenditures Year to Date 01-Apr- to 31-Mar-23 (Net of HST)	Funds Available (Net of HST)	Percent Expended to Date
Office Allowances					
Office Accommodations	12,000.00	12,000.00	12,000.00	0.00	100.0%
Rental of Short-term Accommodations	--	0.00	0.00	--	--
Office Start-up Costs	--	0.00	0.00	--	--
Office Operations	10,435.00	1,391.58	1,391.58	9,043.42	13.3%
Total Office Allowances		13,391.58	13,391.58		
Operational Resources					
Operational Resources	--	9,942.31	9,942.31	--	--
Total Operational Resources		9,942.31	9,942.31		
Travel & Living Allowances					
House in Session	--	7,925.24	7,925.24	--	--
House Not in Session	--	6,058.81	6,058.81	--	--
Intra & Extra-Constituency Travel	18,000.00	3,177.42	3,177.42	14,822.58	17.7%
Helicopter Travel	9,130.00	0.00	0.00	9,130.00	0.0%
Total Travel & Living Allowances		17,161.47	17,161.47		
Constituency Allowance					
Constituency Allowance	2,609.00	0.00	0.00	2,609.00	0.0%
Total Constituency Allowance		0.00	0.00		
Total Expenditures					
		40,495.36	40,495.36		

---- End of Report ----



House of Assembly
Newfoundland and Labrador
Member Accountability and Disclosure Report
Expenditures Summarized by Category
01-Apr-22 to 31-Mar-23

DWYER, JEFF, MHA

Allowance Category	Expenditure Limit for Fiscal Year (Net of HST)	Expenditures Processed 01-Apr-22 to 31-Mar-23 (Net of HST)	Expenditures Year to Date 01-Apr- to 31-Mar-23 (Net of HST)	Funds Available (Net of HST)	Percent Expended to Date
Office Allowances					
Office Accommodations	16,881.00	16,880.04	16,880.04	0.96	100.0%
Rental of Short-term Accommodations	--	0.00	0.00	--	--
Office Start-up Costs	--	0.00	0.00	--	--
Office Operations	10,435.00	1,184.34	1,184.34	9,250.66	11.3%
Total Office Allowances		18,064.38	18,064.38		
Operational Resources					
Operational Resources	--	1,631.12	1,631.12	--	--
Total Operational Resources		1,631.12	1,631.12		
Travel & Living Allowances					
House in Session	--	15,958.88	15,958.88	--	--
House Not in Session	--	8,084.83	8,084.83	--	--
Intra & Extra-Constituency Travel	12,000.00	11,971.52	11,971.52	28.48	99.8%
Helicopter Travel	--	0.00	0.00	--	--
Total Travel & Living Allowances		36,015.23	36,015.23		
Constituency Allowance					
Constituency Allowance	2,609.00	539.96	539.96	2,069.04	20.7%
Total Constituency Allowance		539.96	539.96		
Total Expenditures					
		56,250.69	56,250.69		

---- End of Report ----



House of Assembly
Newfoundland and Labrador
Member Accountability and Disclosure Report
Expenditures Summarized by Category
01-Apr-22 to 31-Mar-23

DINN, JIM, MHA

Allowance Category	Expenditure Limit for Fiscal Year (Net of HST)	Expenditures Processed 01-Apr-22 to 31-Mar-23 (Net of HST)	Expenditures Year to Date 01-Apr- to 31-Mar-23 (Net of HST)	Funds Available (Net of HST)	Percent Expended to Date
Office Allowances					
Office Accommodations	--	0.00	0.00	--	--
Rental of Short-term Accommodations	--	0.00	0.00	--	--
Office Start-up Costs	--	0.00	0.00	--	--
Office Operations	10,435.00	7,489.35	7,489.35	2,945.65	71.8%
Total Office Allowances		7,489.35	7,489.35		
Operational Resources					
Operational Resources	--	1,948.83	1,948.83	--	--
Total Operational Resources		1,948.83	1,948.83		
Travel & Living Allowances					
House in Session	--	0.00	0.00	--	--
House Not in Session	--	0.00	0.00	--	--
Intra & Extra-Constituency Travel	5,217.00	14.04	14.04	5,202.96	0.3%
Helicopter Travel	--	0.00	0.00	--	--
Total Travel & Living Allowances		14.04	14.04		
Constituency Allowance					
Constituency Allowance	2,609.00	556.77	556.77	2,052.23	21.3%
Total Constituency Allowance		556.77	556.77		
Total Expenditures					
		10,008.99	10,008.99		

---- End of Report ----



House of Assembly
Newfoundland and Labrador
Member Accountability and Disclosure Report
Expenditures Summarized by Category
01-Apr-22 to 31-Mar-23

CONWAY OTTENHEIMER, HELEN, MHA

Allowance Category	Expenditure Limit for Fiscal Year (Net of HST)	Expenditures Processed 01-Apr-22 to 31-Mar-23 (Net of HST)	Expenditures Year to Date 01-Apr- to 31-Mar-23 (Net of HST)	Funds Available (Net of HST)	Percent Expended to Date
Office Allowances					
Office Accommodations	19,800.00	19,800.00	19,800.00	0.00	100.0%
Rental of Short-term Accommodations	--	0.00	0.00	--	--
Office Start-up Costs	--	0.00	0.00	--	--
Office Operations	10,435.00	9,775.53	9,775.53	659.47	93.7%
Total Office Allowances		29,575.53	29,575.53		
Operational Resources					
Operational Resources	--	8,951.35	8,951.35	--	--
Total Operational Resources		8,951.35	8,951.35		
Travel & Living Allowances					
House in Session	--	12,187.88	12,187.88	--	--
House Not in Session	--	1,190.90	1,190.90	--	--
Intra & Extra-Constituency Travel	6,609.00	3,801.94	3,801.94	2,807.06	57.5%
Helicopter Travel	--	0.00	0.00	--	--
Total Travel & Living Allowances		17,180.72	17,180.72		
Constituency Allowance					
Constituency Allowance	2,609.00	425.51	425.51	2,183.49	16.3%
Total Constituency Allowance		425.51	425.51		
Total Expenditures					
		56,133.11	56,133.11		

---- End of Report ----



House of Assembly
Newfoundland and Labrador
Member Accountability and Disclosure Report
Expenditures Summarized by Category
01-Apr-22 to 31-Mar-23

BROWN, JORDAN, MHA

Allowance Category	Expenditure Limit for Fiscal Year (Net of HST)	Expenditures Processed 01-Apr-22 to 31-Mar-23 (Net of HST)	Expenditures Year to Date 01-Apr- to 31-Mar-23 (Net of HST)	Funds Available (Net of HST)	Percent Expended to Date
Office Allowances					
Office Accommodations	--	0.00	0.00	--	--
Rental of Short-term Accommodations	--	0.00	0.00	--	--
Office Start-up Costs	--	0.00	0.00	--	--
Office Operations	10,435.00	1,234.98	1,234.98	9,200.02	11.8%
Total Office Allowances		1,234.98	1,234.98		
Operational Resources					
Operational Resources	--	2,037.53	2,037.53	--	--
Total Operational Resources		2,037.53	2,037.53		
Travel & Living Allowances					
House in Session	--	16,896.58	16,896.58	--	--
House Not in Session	--	5,134.02	5,134.02	--	--
Intra & Extra-Constituency Travel	5,739.00	0.00	0.00	5,739.00	0.0%
Helicopter Travel	--	0.00	0.00	--	--
Total Travel & Living Allowances		22,030.60	22,030.60		
Constituency Allowance					
Constituency Allowance	2,609.00	569.96	569.96	2,039.04	21.8%
Total Constituency Allowance		569.96	569.96		
Total Expenditures					
		25,873.07	25,873.07		

---- End of Report ----



House of Assembly
Newfoundland and Labrador
Member Accountability and Disclosure Report
Expenditures Summarized by Category
01-Apr-22 to 31-Mar-23

DINN, PAUL, MHA

Allowance Category	Expenditure Limit for Fiscal Year (Net of HST)	Expenditures Processed 01-Apr-22 to 31-Mar-23 (Net of HST)	Expenditures Year to Date 01-Apr- to 31-Mar-23 (Net of HST)	Funds Available (Net of HST)	Percent Expended to Date
Office Allowances					
Office Accommodations	16,000.00	15,999.96	15,999.96	0.04	100.0%
Rental of Short-term Accommodations	--	0.00	0.00	--	--
Office Start-up Costs	--	0.00	0.00	--	--
Office Operations	10,435.00	9,882.80	9,882.80	552.20	94.7%
Total Office Allowances		25,882.76	25,882.76		
Operational Resources					
Operational Resources	--	2,380.91	2,380.91	--	--
Total Operational Resources		2,380.91	2,380.91		
Travel & Living Allowances					
House in Session	--	0.00	0.00	--	--
House Not in Session	--	0.00	0.00	--	--
Intra & Extra-Constituency Travel	5,217.00	2,515.39	2,515.39	2,701.61	48.2%
Helicopter Travel	--	0.00	0.00	--	--
Total Travel & Living Allowances		2,515.39	2,515.39		
Constituency Allowance					
Constituency Allowance	2,609.00	320.18	320.18	2,288.82	12.3%
Total Constituency Allowance		320.18	320.18		
Total Expenditures					
		31,099.24	31,099.24		

---- End of Report ----



House of Assembly
Newfoundland and Labrador
Member Accountability and Disclosure Report
Expenditures Summarized by Category
01-Apr-22 to 31-Mar-23

Warr, Brian, MHA

Allowance Category	Expenditure Limit for Fiscal Year (Net of HST)	Expenditures Processed 01-Apr-22 to 31-Mar-23 (Net of HST)	Expenditures Year to Date 01-Apr- to 31-Mar-23 (Net of HST)	Funds Available (Net of HST)	Percent Expended to Date
Office Allowances					
Office Accommodations	9,987.00	9,987.00	9,987.00	0.00	100.0%
Rental of Short-term Accommodations	--	0.00	0.00	--	--
Office Start-up Costs	--	0.00	0.00	--	--
Office Operations	10,435.00	4,370.37	4,370.37	6,064.63	41.9%
Total Office Allowances		14,357.37	14,357.37		
Operational Resources					
Operational Resources	--	4,292.55	4,292.55	--	--
Total Operational Resources		4,292.55	4,292.55		
Travel & Living Allowances					
House in Session	--	15,768.28	15,768.28	--	--
House Not in Session	--	10,146.42	10,146.42	--	--
Intra & Extra-Constituency Travel	10,957.00	7,205.75	7,205.75	3,751.25	65.8%
Helicopter Travel	--	0.00	0.00	--	--
Total Travel & Living Allowances		33,120.45	33,120.45		
Constituency Allowance					
Constituency Allowance	2,609.00	997.20	997.20	1,611.80	38.2%
Total Constituency Allowance		997.20	997.20		
Total Expenditures					
		52,767.57	52,767.57		

---- End of Report ----



House of Assembly
Newfoundland and Labrador
Member Accountability and Disclosure Report
Expenditures Summarized by Category
01-Apr-22 to 31-Mar-23

Trimper, Perry, MHA

Allowance Category	Expenditure Limit for Fiscal Year (Net of HST)	Expenditures Processed 01-Apr-22 to 31-Mar-23 (Net of HST)	Expenditures Year to Date 01-Apr- to 31-Mar-23 (Net of HST)	Funds Available (Net of HST)	Percent Expended to Date
Office Allowances					
Office Accommodations	--	0.00	0.00	--	--
Rental of Short-term Accommodations	--	0.00	0.00	--	--
Office Start-up Costs	--	0.00	0.00	--	--
Office Operations	10,435.00	4,359.45	4,359.45	6,075.55	41.8%
Total Office Allowances		4,359.45	4,359.45		
Operational Resources					
Operational Resources	--	3,388.04	3,388.04	--	--
Total Operational Resources		3,388.04	3,388.04		
Travel & Living Allowances					
House in Session	--	23,833.46	23,833.46	--	--
House Not in Session	--	9,008.99	9,008.99	--	--
Intra & Extra-Constituency Travel	6,957.00	6,682.45	6,682.45	274.55	96.1%
Helicopter Travel	--	0.00	0.00	--	--
Total Travel & Living Allowances		39,524.90	39,524.90		
Constituency Allowance					
Constituency Allowance	2,609.00	2,602.84	2,602.84	6.16	99.8%
Total Constituency Allowance		2,602.84	2,602.84		
Total Expenditures					
		49,875.23	49,875.23		

---- End of Report ----



House of Assembly
Newfoundland and Labrador
Member Accountability and Disclosure Report
Expenditures Summarized by Category
01-Apr-22 to 31-Mar-23

Petten, Barry, MHA

Allowance Category	Expenditure Limit for Fiscal Year (Net of HST)	Expenditures Processed 01-Apr-22 to 31-Mar-23 (Net of HST)	Expenditures Year to Date 01-Apr- to 31-Mar-23 (Net of HST)	Funds Available (Net of HST)	Percent Expended to Date
Office Allowances					
Office Accommodations	14,280.00	14,280.00	14,280.00	0.00	100.0%
Rental of Short-term Accommodations	--	0.00	0.00	--	--
Office Start-up Costs	--	0.00	0.00	--	--
Office Operations	10,435.00	9,906.79	9,906.79	528.21	94.9%
Total Office Allowances		24,186.79	24,186.79		
Operational Resources					
Operational Resources	--	8,481.78	8,481.78	--	--
Total Operational Resources		8,481.78	8,481.78		
Travel & Living Allowances					
House in Session	--	0.00	0.00	--	--
House Not in Session	--	0.00	0.00	--	--
Intra & Extra-Constituency Travel	5,304.00	3,452.29	3,452.29	1,851.71	65.1%
Helicopter Travel	--	0.00	0.00	--	--
Total Travel & Living Allowances		3,452.29	3,452.29		
Constituency Allowance					
Constituency Allowance	2,609.00	70.18	70.18	2,538.82	2.7%
Total Constituency Allowance		70.18	70.18		
Total Expenditures					
		36,191.04	36,191.04		

---- End of Report ----



House of Assembly
Newfoundland and Labrador
Member Accountability and Disclosure Report
Expenditures Summarized by Category
01-Apr-22 to 31-Mar-23

Parsons, Pam, MHA

Allowance Category	Expenditure Limit for Fiscal Year (Net of HST)	Expenditures Processed 01-Apr-22 to 31-Mar-23 (Net of HST)	Expenditures Year to Date 01-Apr- to 31-Mar-23 (Net of HST)	Funds Available (Net of HST)	Percent Expended to Date
Office Allowances					
Office Accommodations	14,507.00	14,506.92	14,506.92	0.08	100.0%
Rental of Short-term Accommodations	--	0.00	0.00	--	--
Office Start-up Costs	--	0.00	0.00	--	--
Office Operations	10,435.00	8,108.71	8,108.71	2,326.29	77.7%
Total Office Allowances		22,615.63	22,615.63		
Operational Resources					
Operational Resources	--	8,493.36	8,493.36	--	--
Total Operational Resources		8,493.36	8,493.36		
Travel & Living Allowances					
House in Session	--	4,547.43	4,547.43	--	--
House Not in Session	--	70.71	70.71	--	--
Intra & Extra-Constituency Travel	6,696.00	2,809.08	2,809.08	3,886.92	42.0%
Helicopter Travel	--	0.00	0.00	--	--
Total Travel & Living Allowances		7,427.22	7,427.22		
Constituency Allowance					
Constituency Allowance	2,609.00	261.98	261.98	2,347.02	10.0%
Total Constituency Allowance		261.98	261.98		
Total Expenditures					
		38,798.19	38,798.19		

---- End of Report ----



House of Assembly
Newfoundland and Labrador
Member Accountability and Disclosure Report
Expenditures Summarized by Category
01-Apr-22 to 31-Mar-23

Haggie, John, MHA

Allowance Category	Expenditure Limit for Fiscal Year (Net of HST)	Expenditures Processed 01-Apr-22 to 31-Mar-23 (Net of HST)	Expenditures Year to Date 01-Apr- to 31-Mar-23 (Net of HST)	Funds Available (Net of HST)	Percent Expended to Date
Office Allowances					
Office Accommodations	--	0.00	0.00	--	--
Rental of Short-term Accommodations	--	0.00	0.00	--	--
Office Start-up Costs	--	0.00	0.00	--	--
Office Operations	10,435.00	7,877.93	7,877.93	2,557.07	75.5%
Total Office Allowances		7,877.93	7,877.93		
Operational Resources					
Operational Resources	--	2,313.69	2,313.69	--	--
Total Operational Resources		2,313.69	2,313.69		
Travel & Living Allowances					
House in Session	--	10,042.10	10,042.10	--	--
House Not in Session	--	0.00	0.00	--	--
Intra & Extra-Constituency Travel	6,696.00	511.02	511.02	6,184.98	7.6%
Helicopter Travel	--	0.00	0.00	--	--
Total Travel & Living Allowances		10,553.12	10,553.12		
Constituency Allowance					
Constituency Allowance	2,609.00	269.50	269.50	2,339.50	10.3%
Total Constituency Allowance		269.50	269.50		
Total Expenditures					
		21,014.24	21,014.24		

---- End of Report ----



House of Assembly
Newfoundland and Labrador
Member Accountability and Disclosure Report
Expenditures Summarized by Category
01-Apr-22 to 31-Mar-23

Gambin - Walsh, Sherry, MHA

Allowance Category	Expenditure Limit for Fiscal Year (Net of HST)	Expenditures Processed 01-Apr-22 to 31-Mar-23 (Net of HST)	Expenditures Year to Date 01-Apr- to 31-Mar-23 (Net of HST)	Funds Available (Net of HST)	Percent Expended to Date
Office Allowances					
Office Accommodations	19,000.00	19,000.00	19,000.00	0.00	100.0%
Rental of Short-term Accommodations	--	0.00	0.00	--	--
Office Start-up Costs	--	0.00	0.00	--	--
Office Operations	10,435.00	10,421.40	10,421.40	13.60	99.9%
Total Office Allowances		29,421.40	29,421.40		
Operational Resources					
Operational Resources	--	9,518.64	9,518.64	--	--
Total Operational Resources		9,518.64	9,518.64		
Travel & Living Allowances					
House in Session	--	5,805.91	5,805.91	--	--
House Not in Session	--	1,834.72	1,834.72	--	--
Intra & Extra-Constituency Travel	10,000.00	8,985.08	8,985.08	1,014.92	89.9%
Helicopter Travel	--	0.00	0.00	--	--
Total Travel & Living Allowances		16,625.71	16,625.71		
Constituency Allowance					
Constituency Allowance	2,609.00	2,526.23	2,526.23	82.77	96.8%
Total Constituency Allowance		2,526.23	2,526.23		
Total Expenditures					
		58,091.98	58,091.98		

---- End of Report ----



House of Assembly
Newfoundland and Labrador
Member Accountability and Disclosure Report
Expenditures Summarized by Category
01-Apr-22 to 31-Mar-23

Davis, Bernard, MHA

Allowance Category	Expenditure Limit for Fiscal Year (Net of HST)	Expenditures Processed 01-Apr-22 to 31-Mar-23 (Net of HST)	Expenditures Year to Date 01-Apr- to 31-Mar-23 (Net of HST)	Funds Available (Net of HST)	Percent Expended to Date
Office Allowances					
Office Accommodations	--	0.00	0.00	--	--
Rental of Short-term Accommodations	--	0.00	0.00	--	--
Office Start-up Costs	--	0.00	0.00	--	--
Office Operations	10,435.00	6,096.37	6,096.37	4,338.63	58.4%
Total Office Allowances		6,096.37	6,096.37		
Operational Resources					
Operational Resources	--	2,759.48	2,759.48	--	--
Total Operational Resources		2,759.48	2,759.48		
Travel & Living Allowances					
House in Session	--	0.00	0.00	--	--
House Not in Session	--	0.00	0.00	--	--
Intra & Extra-Constituency Travel	5,217.00	0.00	0.00	5,217.00	0.0%
Helicopter Travel	--	0.00	0.00	--	--
Total Travel & Living Allowances		0.00	0.00		
Constituency Allowance					
Constituency Allowance	2,609.00	2,609.00	2,609.00	0.00	100.0%
Total Constituency Allowance		2,609.00	2,609.00		
Total Expenditures					
		11,464.85	11,464.85		

---- End of Report ----



House of Assembly
Newfoundland and Labrador
Member Accountability and Disclosure Report
Expenditures Summarized by Category
01-Apr-22 to 31-Mar-23

Coady, Siobhan, MHA

Allowance Category	Expenditure Limit for Fiscal Year (Net of HST)	Expenditures Processed 01-Apr-22 to 31-Mar-23 (Net of HST)	Expenditures Year to Date 01-Apr- to 31-Mar-23 (Net of HST)	Funds Available (Net of HST)	Percent Expended to Date
Office Allowances					
Office Accommodations	--	0.00	0.00	--	--
Rental of Short-term Accommodations	--	0.00	0.00	--	--
Office Start-up Costs	--	0.00	0.00	--	--
Office Operations	10,435.00	7,929.42	7,929.42	2,505.58	76.0%
Total Office Allowances		7,929.42	7,929.42		
Operational Resources					
Operational Resources	--	1,874.76	1,874.76	--	--
Total Operational Resources		1,874.76	1,874.76		
Travel & Living Allowances					
House in Session	--	0.00	0.00	--	--
House Not in Session	--	0.00	0.00	--	--
Intra & Extra-Constituency Travel	5,217.00	0.00	0.00	5,217.00	0.0%
Helicopter Travel	--	0.00	0.00	--	--
Total Travel & Living Allowances		0.00	0.00		
Constituency Allowance					
Constituency Allowance	2,609.00	2,578.49	2,578.49	30.51	98.8%
Total Constituency Allowance		2,578.49	2,578.49		
Total Expenditures					
		12,382.67	12,382.67		

---- End of Report ----



House of Assembly
Newfoundland and Labrador
Member Accountability and Disclosure Report
Expenditures Summarized by Category
01-Apr-22 to 31-Mar-23

Byrne, Gerry, MHA

Allowance Category	Expenditure Limit for Fiscal Year (Net of HST)	Expenditures Processed 01-Apr-22 to 31-Mar-23 (Net of HST)	Expenditures Year to Date 01-Apr- to 31-Mar-23 (Net of HST)	Funds Available (Net of HST)	Percent Expended to Date
Office Allowances					
Office Accommodations	--	0.00	0.00	--	--
Rental of Short-term Accommodations	--	0.00	0.00	--	--
Office Start-up Costs	--	0.00	0.00	--	--
Office Operations	10,435.00	4,126.77	4,126.77	6,308.23	39.5%
Total Office Allowances		4,126.77	4,126.77		
Operational Resources					
Operational Resources	--	2,132.56	2,132.56	--	--
Total Operational Resources		2,132.56	2,132.56		
Travel & Living Allowances					
House in Session	--	23,620.23	23,620.23	--	--
House Not in Session	--	0.00	0.00	--	--
Intra & Extra-Constituency Travel	5,217.00	0.00	0.00	5,217.00	0.0%
Helicopter Travel	--	0.00	0.00	--	--
Total Travel & Living Allowances		23,620.23	23,620.23		
Constituency Allowance					
Constituency Allowance	2,609.00	147.83	147.83	2,461.17	5.7%
Total Constituency Allowance		147.83	147.83		
Total Expenditures					
		30,027.39	30,027.39		

---- End of Report ----



House of Assembly
Newfoundland and Labrador
Member Accountability and Disclosure Report
Expenditures Summarized by Category
01-Apr-22 to 31-Mar-23

Bragg, Derrick, MHA

Allowance Category	Expenditure Limit for Fiscal Year (Net of HST)	Expenditures Processed 01-Apr-22 to 31-Mar-23 (Net of HST)	Expenditures Year to Date 01-Apr- to 31-Mar-23 (Net of HST)	Funds Available (Net of HST)	Percent Expended to Date
Office Allowances					
Office Accommodations	14,400.00	14,400.00	14,400.00	0.00	100.0%
Rental of Short-term Accommodations	--	0.00	0.00	--	--
Office Start-up Costs	--	0.00	0.00	--	--
Office Operations	10,435.00	594.69	594.69	9,840.31	5.7%
Total Office Allowances		14,994.69	14,994.69		
Operational Resources					
Operational Resources	--	10,522.19	10,522.19	--	--
Total Operational Resources		10,522.19	10,522.19		
Travel & Living Allowances					
House in Session	--	11,329.85	11,329.85	--	--
House Not in Session	--	264.72	264.72	--	--
Intra & Extra-Constituency Travel	11,043.00	4,415.00	4,415.00	6,628.00	40.0%
Helicopter Travel	--	0.00	0.00	--	--
Total Travel & Living Allowances		16,009.57	16,009.57		
Constituency Allowance					
Constituency Allowance	2,609.00	333.76	333.76	2,275.24	12.8%
Total Constituency Allowance		333.76	333.76		
Total Expenditures					
		41,860.21	41,860.21		

---- End of Report ----



House of Assembly
Newfoundland and Labrador
Member Accountability and Disclosure Report
Expenditures Summarized by Category
01-Apr-22 to 31-Mar-23

Bennett, Derek, MHA

Allowance Category	Expenditure Limit for Fiscal Year (Net of HST)	Expenditures Processed 01-Apr-22 to 31-Mar-23 (Net of HST)	Expenditures Year to Date 01-Apr- to 31-Mar-23 (Net of HST)	Funds Available (Net of HST)	Percent Expended to Date
Office Allowances					
Office Accommodations	--	0.00	0.00	--	--
Rental of Short-term Accommodations	--	0.00	0.00	--	--
Office Start-up Costs	--	0.00	0.00	--	--
Office Operations	10,435.00	5,205.91	5,205.91	5,229.09	49.9%
Total Office Allowances		5,205.91	5,205.91		
Operational Resources					
Operational Resources	--	3,272.43	3,272.43	--	--
Total Operational Resources		3,272.43	3,272.43		
Travel & Living Allowances					
House in Session	--	13,142.30	13,142.30	--	--
House Not in Session	--	3,404.87	3,404.87	--	--
Intra & Extra-Constituency Travel	8,000.00	6,994.53	6,994.53	1,005.47	87.4%
Helicopter Travel	--	0.00	0.00	--	--
Total Travel & Living Allowances		23,541.70	23,541.70		
Constituency Allowance					
Constituency Allowance	2,609.00	1,063.32	1,063.32	1,545.68	40.8%
Total Constituency Allowance		1,063.32	1,063.32		
Total Expenditures					
		33,083.36	33,083.36		

---- End of Report ----



House of Assembly
Newfoundland and Labrador
Member Accountability and Disclosure Report
Expenditures Summarized by Category
01-Apr-22 to 31-Mar-23

CROCKER, STEVE, MHA

Allowance Category	Expenditure Limit for Fiscal Year (Net of HST)	Expenditures Processed 01-Apr-22 to 31-Mar-23 (Net of HST)	Expenditures Year to Date 01-Apr- to 31-Mar-23 (Net of HST)	Funds Available (Net of HST)	Percent Expended to Date
Office Allowances					
Office Accommodations	13,101.00	13,100.04	13,100.04	0.96	100.0%
Rental of Short-term Accommodations	--	0.00	0.00	--	--
Office Start-up Costs	--	0.00	0.00	--	--
Office Operations	10,435.00	5,154.80	5,154.80	5,280.20	49.4%
Total Office Allowances		18,254.84	18,254.84		
Operational Resources					
Operational Resources	--	11,187.38	11,187.38	--	--
Total Operational Resources		11,187.38	11,187.38		
Travel & Living Allowances					
House in Session	--	6,010.79	6,010.79	--	--
House Not in Session	--	127.56	127.56	--	--
Intra & Extra-Constituency Travel	7,478.00	1,537.60	1,537.60	5,940.40	20.6%
Helicopter Travel	--	0.00	0.00	--	--
Total Travel & Living Allowances		7,675.95	7,675.95		
Constituency Allowance					
Constituency Allowance	2,609.00	421.68	421.68	2,187.32	16.2%
Total Constituency Allowance		421.68	421.68		
Total Expenditures					
		37,539.85	37,539.85		

---- End of Report ----



House of Assembly
Newfoundland and Labrador
Member Accountability and Disclosure Report
Expenditures Summarized by Category
01-Apr-22 to 31-Mar-23

REID, SCOTT, MHA

Allowance Category	Expenditure Limit for Fiscal Year (Net of HST)	Expenditures Processed 01-Apr-22 to 31-Mar-23 (Net of HST)	Expenditures Year to Date 01-Apr- to 31-Mar-23 (Net of HST)	Funds Available (Net of HST)	Percent Expended to Date
Office Allowances					
Office Accommodations	--	0.00	0.00	--	--
Rental of Short-term Accommodations	--	0.00	0.00	--	--
Office Start-up Costs	--	0.00	0.00	--	--
Office Operations	10,435.00	9,711.43	9,711.43	723.57	93.1%
Total Office Allowances		9,711.43	9,711.43		
Operational Resources					
Operational Resources	--	9,645.51	9,645.51	--	--
Total Operational Resources		9,645.51	9,645.51		
Travel & Living Allowances					
House in Session	--	12,347.84	12,347.84	--	--
House Not in Session	--	9,989.77	9,989.77	--	--
Intra & Extra-Constituency Travel	7,304.00	5,510.21	5,510.21	1,793.79	75.4%
Helicopter Travel	--	0.00	0.00	--	--
Total Travel & Living Allowances		27,847.82	27,847.82		
Constituency Allowance					
Constituency Allowance	2,609.00	341.15	341.15	2,267.85	13.1%
Total Constituency Allowance		341.15	341.15		
Total Expenditures					
		47,545.91	47,545.91		

---- End of Report ----



House of Assembly
Newfoundland and Labrador
Member Accountability and Disclosure Report
Expenditures Summarized by Category
01-Apr-22 to 31-Mar-23

DEMPSTER, LISA, MHA

Allowance Category	Expenditure Limit for Fiscal Year (Net of HST)	Expenditures Processed 01-Apr-22 to 31-Mar-23 (Net of HST)	Expenditures Year to Date 01-Apr- to 31-Mar-23 (Net of HST)	Funds Available (Net of HST)	Percent Expended to Date
Office Allowances					
Office Accommodations	15,192.00	15,192.00	15,192.00	0.00	100.0%
Rental of Short-term Accommodations	--	0.00	0.00	--	--
Office Start-up Costs	--	0.00	0.00	--	--
Office Operations	10,435.00	6,709.12	6,709.12	3,725.88	64.3%
Total Office Allowances		21,901.12	21,901.12		
Operational Resources					
Operational Resources	--	7,362.91	7,362.91	--	--
Total Operational Resources		7,362.91	7,362.91		
Travel & Living Allowances					
House in Session	--	17,434.82	17,434.82	--	--
House Not in Session	--	1,059.76	1,059.76	--	--
Intra & Extra-Constituency Travel	22,261.00	5,324.14	5,324.14	16,936.86	23.9%
Helicopter Travel	18,261.00	0.00	0.00	18,261.00	0.0%
Total Travel & Living Allowances		23,818.72	23,818.72		
Constituency Allowance					
Constituency Allowance	2,609.00	705.16	705.16	1,903.84	27.0%
Total Constituency Allowance		705.16	705.16		
Total Expenditures					
		53,787.91	53,787.91		

---- End of Report ----



House of Assembly
Newfoundland and Labrador
Member Accountability and Disclosure Report
Expenditures Summarized by Category
01-Apr-22 to 31-Mar-23

LANE, PAUL, MHA

Allowance Category	Expenditure Limit for Fiscal Year (Net of HST)	Expenditures Processed 01-Apr-22 to 31-Mar-23 (Net of HST)	Expenditures Year to Date 01-Apr- to 31-Mar-23 (Net of HST)	Funds Available (Net of HST)	Percent Expended to Date
Office Allowances					
Office Accommodations	--	0.00	0.00	--	--
Rental of Short-term Accommodations	--	0.00	0.00	--	--
Office Start-up Costs	--	0.00	0.00	--	--
Office Operations	10,435.00	9,319.55	9,319.55	1,115.45	89.3%
Total Office Allowances		9,319.55	9,319.55		
Operational Resources					
Operational Resources	--	3,098.26	3,098.26	--	--
Total Operational Resources		3,098.26	3,098.26		
Travel & Living Allowances					
House in Session	--	0.00	0.00	--	--
House Not in Session	--	0.00	0.00	--	--
Intra & Extra-Constituency Travel	5,217.00	3,963.54	3,963.54	1,253.46	76.0%
Helicopter Travel	--	0.00	0.00	--	--
Total Travel & Living Allowances		3,963.54	3,963.54		
Constituency Allowance					
Constituency Allowance	2,609.00	425.75	425.75	2,183.25	16.3%
Total Constituency Allowance		425.75	425.75		
Total Expenditures					
		16,807.10	16,807.10		

---- End of Report ----



House of Assembly
Newfoundland and Labrador
Member Accountability and Disclosure Report
Expenditures Summarized by Category
01-Apr-22 to 31-Mar-23

PARSONS, ANDREW, MHA

Allowance Category	Expenditure Limit for Fiscal Year (Net of HST)	Expenditures Processed 01-Apr-22 to 31-Mar-23 (Net of HST)	Expenditures Year to Date 01-Apr- to 31-Mar-23 (Net of HST)	Funds Available (Net of HST)	Percent Expended to Date
Office Allowances					
Office Accommodations	13,200.00	13,200.00	13,200.00	0.00	100.0%
Rental of Short-term Accommodations	--	0.00	0.00	--	--
Office Start-up Costs	--	0.00	0.00	--	--
Office Operations	10,435.00	5,596.79	5,596.79	4,838.21	53.6%
Total Office Allowances		18,796.79	18,796.79		
Operational Resources					
Operational Resources	--	7,552.80	7,552.80	--	--
Total Operational Resources		7,552.80	7,552.80		
Travel & Living Allowances					
House in Session	--	16,864.43	16,864.43	--	--
House Not in Session	--	821.41	821.41	--	--
Intra & Extra-Constituency Travel	9,826.00	2,030.41	2,030.41	7,795.59	20.7%
Helicopter Travel	18,261.00	4,666.34	4,666.34	13,594.66	25.6%
Total Travel & Living Allowances		24,382.59	24,382.59		
Constituency Allowance					
Constituency Allowance	2,609.00	2,130.06	2,130.06	478.94	81.6%
Total Constituency Allowance		2,130.06	2,130.06		
Total Expenditures					
		52,862.24	52,862.24		

---- End of Report ----



House of Assembly
Newfoundland and Labrador
Member Accountability and Disclosure Report
Expenditures Summarized by Category
01-Apr-22 to 31-Mar-23

BRAZIL, DAVID, MHA

Allowance Category	Expenditure Limit for Fiscal Year (Net of HST)	Expenditures Processed 01-Apr-22 to 31-Mar-23 (Net of HST)	Expenditures Year to Date 01-Apr- to 31-Mar-23 (Net of HST)	Funds Available (Net of HST)	Percent Expended to Date
Office Allowances					
Office Accommodations	--	0.00	0.00	--	--
Rental of Short-term Accommodations	--	0.00	0.00	--	--
Office Start-up Costs	--	0.00	0.00	--	--
Office Operations	10,435.00	4,555.97	4,555.97	5,879.03	43.7%
Total Office Allowances		4,555.97	4,555.97		
Operational Resources					
Operational Resources	--	1,890.59	1,890.59	--	--
Total Operational Resources		1,890.59	1,890.59		
Travel & Living Allowances					
House in Session	--	0.00	0.00	--	--
House Not in Session	--	0.00	0.00	--	--
Intra & Extra-Constituency Travel	6,696.00	4,397.22	4,397.22	2,298.78	65.7%
Helicopter Travel	--	0.00	0.00	--	--
Total Travel & Living Allowances		4,397.22	4,397.22		
Constituency Allowance					
Constituency Allowance	2,609.00	812.46	812.46	1,796.54	31.1%
Total Constituency Allowance		812.46	812.46		
Total Expenditures					
		11,656.24	11,656.24		

---- End of Report ----



House of Assembly
Newfoundland and Labrador
Member Accountability and Disclosure Report
Expenditures Summarized by Category
01-Apr-22 to 31-Mar-23

OSBORNE, TOM, MHA

Allowance Category	Expenditure Limit for Fiscal Year (Net of HST)	Expenditures Processed 01-Apr-22 to 31-Mar-23 (Net of HST)	Expenditures Year to Date 01-Apr- to 31-Mar-23 (Net of HST)	Funds Available (Net of HST)	Percent Expended to Date
Office Allowances					
Office Accommodations	--	0.00	0.00	--	--
Rental of Short-term Accommodations	--	0.00	0.00	--	--
Office Start-up Costs	--	0.00	0.00	--	--
Office Operations	10,435.00	694.03	694.03	9,740.97	6.7%
Total Office Allowances		694.03	694.03		
Operational Resources					
Operational Resources	--	1,526.74	1,526.74	--	--
Total Operational Resources		1,526.74	1,526.74		
Travel & Living Allowances					
House in Session	--	0.00	0.00	--	--
House Not in Session	--	0.00	0.00	--	--
Intra & Extra-Constituency Travel	5,217.00	0.00	0.00	5,217.00	0.0%
Helicopter Travel	--	0.00	0.00	--	--
Total Travel & Living Allowances		0.00	0.00		
Constituency Allowance					
Constituency Allowance	2,609.00	86.11	86.11	2,522.89	3.3%
Total Constituency Allowance		86.11	86.11		
Total Expenditures					
		2,306.88	2,306.88		

---- End of Report ----



House of Assembly
Newfoundland and Labrador
Member Accountability and Disclosure Report
Expenditures Summarized by Category
01-Apr-22 to 31-Mar-23

JOYCE, EDDIE, MHA

Allowance Category	Expenditure Limit for Fiscal Year (Net of HST)	Expenditures Processed 01-Apr-22 to 31-Mar-23 (Net of HST)	Expenditures Year to Date 01-Apr- to 31-Mar-23 (Net of HST)	Funds Available (Net of HST)	Percent Expended to Date
Office Allowances					
Office Accommodations	--	0.00	0.00	--	--
Rental of Short-term Accommodations	--	0.00	0.00	--	--
Office Start-up Costs	--	0.00	0.00	--	--
Office Operations	10,435.00	9,036.57	9,036.57	1,398.43	86.6%
Total Office Allowances		9,036.57	9,036.57		
Operational Resources					
Operational Resources	--	7,643.40	7,643.40	--	--
Total Operational Resources		7,643.40	7,643.40		
Travel & Living Allowances					
House in Session	--	19,271.90	19,271.90	--	--
House Not in Session	--	2,760.76	2,760.76	--	--
Intra & Extra-Constituency Travel	10,870.00	7,779.08	7,779.08	3,090.92	71.6%
Helicopter Travel	--	0.00	0.00	--	--
Total Travel & Living Allowances		29,811.74	29,811.74		
Constituency Allowance					
Constituency Allowance	2,609.00	2,581.21	2,581.21	27.79	98.9%
Total Constituency Allowance		2,581.21	2,581.21		
Total Expenditures					
		49,072.92	49,072.92		

---- End of Report ----



House of Assembly
Newfoundland and Labrador
Member Accountability and Disclosure Report
Expenditures Summarized by Category
01-Apr-22 to 31-Mar-23

WALL, JOEDY, MHA

Allowance Category	Expenditure Limit for Fiscal Year (Net of HST)	Expenditures Processed 01-Apr-22 to 31-Mar-23 (Net of HST)	Expenditures Year to Date 01-Apr- to 31-Mar-23 (Net of HST)	Funds Available (Net of HST)	Percent Expended to Date
Office Allowances					
Office Accommodations	--	0.00	0.00	--	--
Rental of Short-term Accommodations	--	0.00	0.00	--	--
Office Start-up Costs	543.00	2.14	2.14	540.86	0.4%
Office Operations	10,435.00	4,152.61	4,152.61	6,282.39	39.8%
Total Office Allowances		4,154.75	4,154.75		
Operational Resources					
Operational Resources	--	2,494.58	2,494.58	--	--
Total Operational Resources		2,494.58	2,494.58		
Travel & Living Allowances					
House in Session	--	0.00	0.00	--	--
House Not in Session	--	0.00	0.00	--	--
Intra & Extra-Constituency Travel	6,261.00	4,430.61	4,430.61	1,830.39	70.8%
Helicopter Travel	--	0.00	0.00	--	--
Total Travel & Living Allowances		4,430.61	4,430.61		
Constituency Allowance					
Constituency Allowance	2,609.00	420.56	420.56	2,188.44	16.1%
Total Constituency Allowance		420.56	420.56		
Total Expenditures		11,500.50	11,500.50		

---- End of Report ----



House of Assembly
Newfoundland and Labrador
Member Accountability and Disclosure Report
Expenditures Summarized by Category
01-Apr-22 to 31-Mar-23

STOYLES, LUCY, MHA

Allowance Category	Expenditure Limit for Fiscal Year (Net of HST)	Expenditures Processed 01-Apr-22 to 31-Mar-23 (Net of HST)	Expenditures Year to Date 01-Apr- to 31-Mar-23 (Net of HST)	Funds Available (Net of HST)	Percent Expended to Date
Office Allowances					
Office Accommodations	--	0.00	0.00	--	--
Rental of Short-term Accommodations	--	0.00	0.00	--	--
Office Start-up Costs	770.00	110.94	110.94	659.06	14.4%
Office Operations	10,435.00	8,757.95	8,757.95	1,677.05	83.9%
Total Office Allowances		8,868.89	8,868.89		
Operational Resources					
Operational Resources	--	2,321.81	2,321.81	--	--
Total Operational Resources		2,321.81	2,321.81		
Travel & Living Allowances					
House in Session	--	0.00	0.00	--	--
House Not in Session	--	0.00	0.00	--	--
Intra & Extra-Constituency Travel	5,217.00	3,029.86	3,029.86	2,187.14	58.1%
Helicopter Travel	--	0.00	0.00	--	--
Total Travel & Living Allowances		3,029.86	3,029.86		
Constituency Allowance					
Constituency Allowance	2,609.00	1,417.95	1,417.95	1,191.05	54.3%
Total Constituency Allowance		1,417.95	1,417.95		
Total Expenditures					
		15,638.51	15,638.51		

---- End of Report ----

**House of Assembly Management Commission
Briefing Note**

Title: Budget Transfers Report

Issue: Budget transfers processed during fiscal year 2022-23.

Background:

- The House of Assembly Transfer of Funds Policy requires certain types of budget transfers to be approved by the Commission. However, to ensure transparency, it provides that all transfers of funds be reported to the Commission at the end of a fiscal year.
- In accordance with Section 4.1.1 of the Policy, 25 transfers were approved by the Clerk of the House of Assembly and the applicable statutory officer or Chief Financial Officer (or designate) since the last report:
 - HOABT2023-001
 - HOABT2023-003
 - HOABT2023-005 to HOABT2023-014
 - HOABT2023-016 to HOABT2023-028
- In accordance with sections 4.2.1 and 5 of the Policy, the following transfers were approved by the Management Commission:
 - HOABT2023-002 (CM 2022-028 refers)
 - HOABT2023-015 (CM 2023-006 refers)
- In accordance with Section 5 of the Policy, transfer HOABT2023-004 (not attached) was approved by a quorum of at least four members of the Commission.

Analysis:

Legal Consultation:

Not applicable

Internal Consultation(s):

Not applicable

External Consultation(s):

Not applicable

Comparison to Government Policy:

The Executive Branch has a comparable Transfer of Funds Policy.

Financial Impact:

Not applicable

Legislative Impact:

Not applicable

Options:

- Not applicable

Status:

- Not applicable

Action Required:

- For information purposes only.

Drafted by: Wanda Strowbridge
Date: June 2, 2023

Approved by: Sandra Barnes

Attachments:

1. Budget Transfers HOABT2023-001 to HOABT2023-028

LEGISLATURE

Budget Adjustment No.: HOABT2023-001

TRANSFER TO:

Accounting Distribution					Description	Amount
RC	ACAT	ACEL	LOBJ	DTC		
0205	100	04C0	0130	000000	1.1.08.01 Third Party Caucus - Salaries	\$24,000.00

FUNDS REQUIRED FOR:



Additional funds are required to provide variable funding to support increase of one Member for the period April 1, 2022 to March 31, 2023.

TRANSFER FROM:

Accounting Distribution					Description	Amount
RC	ACAT	ACEL	LOBJ	DTC		
0206	100	0410	0130	000000	1.1.04.01 Members' Resources - Salaries	\$24,000.00

REASON FUNDS ARE AVAILABLE:

Additional funds are available to provide variable funding to support decrease of one Member for the period April 1, 2022 to March 31, 2023.

<p>APPROVED BY:  Chief Financial Officer Date: <u>June 8/2022</u></p>	<p>APPROVED BY:  Clerk of the House of Assembly Date: <u>2022-06-09</u></p>
---	---

LEGISLATURE

Budget Adjustment No.: HOABT2023-002

TRANSFER TO:

Accounting Distribution					Description	Amount
RC	ACAT	ACEL	LOBJ	DTC		
0211	130	0600	1061	000000	3.1.01.10 Office of the Chief Electoral Officer – Grants and Subsidies	\$3,500.00

FUNDS REQUIRED FOR:


General Election 51 candidate and subsidy payment.

TRANSFER FROM:

Accounting Distribution					Description	Amount
RC	ACAT	ACEL	LOBJ	DTC		
0206	130	0410	0910	000000	1.1.04.09 Members' Resources – Allowances and Assistance	\$3,500.00

REASON FUNDS ARE AVAILABLE:

Expenditures are less than anticipated and it is estimated that Members will not avail of the maximum allowable funds.

VERIFIED BY:  Chief Financial Officer Date: <u>June 22/2022</u>	APPROVED BY: <u>CM 2022-028 Refer</u> House of Assembly Management Commission Date: <u>June 28/2022</u>
---	---

LEGISLATURE

Budget Adjustment No.: HOABT2023-003

TRANSFER TO:

Accounting Distribution					Description	Amount
RC	ACAT	ACEL	LOBJ	DTC		
0202	120	0420	0510	000000	1.1.05.02 House Operations – Professional Services	\$1,800.00
0202	110	0420	0710	000000	1.1.05.02 House Operations – Property, Furnishings and Equipment	\$2,100.00

FUNDS REQUIRED FOR:

Professional Services – To cover the costs of unanticipated consulting fees.

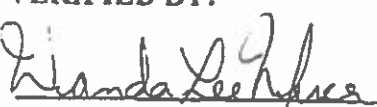

Property, Furnishings and Equipment - To cover the costs of chair mats for the Chamber and other furnishings.

TRANSFER FROM:

Accounting Distribution					Description	Amount
RC	ACAT	ACEL	LOBJ	DTC		
0202	110	0420	0367	000000	1.1.05.02 House Operations – Transportation and Communications	\$3,900.00

REASON FUNDS ARE AVAILABLE:

Travel is less than anticipated.

<p>VERIFIED BY:  Chief Financial Officer Date: <u>June 8/2020</u></p>	<p>APPROVED BY:  Clerk of the House of Assembly Date: <u>2022-06-09</u></p>
---	--

LEGISLATURE

Budget Adjustment No.: HOABT2023-004

TRANSFER TO:

Accounting Distribution					Description	Amount
RC	ACAT	ACEL	LOBJ	DTC		
0202	120	0420	0510	011025	1.1.05.01 House Operations – Professional Services	\$41,500.00
0202	120	0420	0510		1.1.05.01 House Operations – Professional Services	\$2,800.00
0202	120	0420	0513	011025	1.1.05.01 House Operations – Professional Services	\$57,000.00
0202	120	0420	0514		1.1.05.01 House Operations – Professional Services	\$400.00

FUNDS REQUIRED FOR:


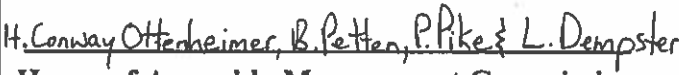
To cover the cost of legal fees related to the Review of the Report of the Citizens' Representative regarding the CEO and other unbudgeted consulting fees.

TRANSFER FROM:

Accounting Distribution					Description	Amount
RC	ACAT	ACEL	LOBJ	DTC		
0206	130	0410	0910	000000	1.1.04.09 Members' Resources – Allowances and Assistance	\$101,700.00

REASON FUNDS ARE AVAILABLE:

Expenditures are less than anticipated and it is estimated that Members will not avail of the maximum allowable funds.

<p>VERIFIED BY:  Chief Financial Officer Date: <u>Sept 12/2022</u></p>	<p>APPROVED BY:  House of Assembly Management Commission Date: <u>Sept. 12/2022</u></p>
--	--

LEGISLATURE

Budget Adjustment No.: HOABT2023-005

TRANSFER TO:

Accounting Distribution					Description	Amount
RC	ACAT	ACEL	LOBJ	DTC		
0247	110	0560	0611	000000	7.1.01.02 Office of the Seniors' Advocate – Purchased Services	\$22,800.00
0247	110	0560	0710	000000	7.1.01.02 Office of the Seniors' Advocate – Property, Furnishings and Equipment	\$3,300.00

FUNDS REQUIRED FOR:



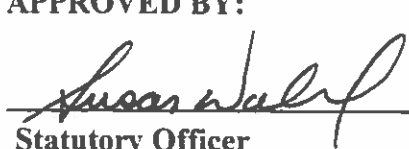
Purchased Services – Research services for Public Engagement Process are greater than anticipated.
Property, Furnishings and Equipment – Furniture and equipment is greater than anticipated.

TRANSFER FROM:

Accounting Distribution					Description	Amount
RC	ACAT	ACEL	LOBJ	DTC		
0247	120	0560	0510	000000	7.1.01.02 Office of the Seniors' Advocate – Professional Services	\$8,000.00
0247	110	0560	0232	000000	7.1.01.02 Office of the Seniors' Advocate – Employee Benefits	\$4,900.00
0247	110	0560	0367	000000	7.1.01.02 Office of the Seniors' Advocate – Transportation and Communications	\$9,900.00
0247	110	0560	0367	000000	7.1.01.02 Office of the Seniors' Advocate – Transportation and Communications	\$3,300.00

REASON FUNDS ARE AVAILABLE:

Professional Services – Consulting fees are less than anticipated.
Employee Benefits – Conference registrations are less than anticipated.
Transportation and Communications – Travel is less than anticipated.

<p>VERIFIED BY:</p>  <p>Chief Financial Officer</p> <p>Date: <u>SEP 29 2022</u></p>	<p>APPROVED BY:</p>  <p>Clerk of the House of Assembly</p> <p>Date: <u>2022-09-29</u></p>	<p>APPROVED BY:</p>  <p>Statutory Officer</p> <p>Date: <u>Sept 29, 2022</u></p>
--	---	---

LEGISLATURE

Budget Adjustment No.: HOABT2023-006

TRANSFER TO:

Accounting Distribution					Description	Amount
RC	ACAT	ACEL	LOBJ	DTC		
0202	110	0420	0232	000000	1.1.05.02 House Operations – Employee Benefits	\$500.00

FUNDS REQUIRED FOR:



Conference fees are higher than anticipated.

TRANSFER FROM:

Accounting Distribution					Description	Amount
RC	ACAT	ACEL	LOBJ	DTC		
0202	110	0420	0367	000000	1.1.05.02 House Operations – Transportation and Communications	\$500.00

REASON FUNDS ARE AVAILABLE:

Travel is less than anticipated.

<p>VERIFIED BY:  Chief Financial Officer Date: <u>Sept. 27/2022</u></p>	<p>APPROVED BY:  Clerk of the House of Assembly Date: <u>2022 09-28</u></p>
--	--

LEGISLATURE

Budget Adjustment No.: HOABT2023-007

TRANSFER TO:

Accounting Distribution					Description	Amount
RC	ACAT	ACEL	LOBJ	DTC		
0249	110	0450	0611	011024	6.1.01.02 Office of the Information and Privacy Commissioner - Purchased Services	\$4,700.00

FUNDS REQUIRED FOR:




FPT 2022 Conference fees are greater than anticipated.

TRANSFER FROM:

Accounting Distribution					Description	Amount
RC	ACAT	ACEL	LOBJ	DTC		
0249	100	0450	0110	000000	6.1.01.01 Office of the Information and Privacy Commissioner - Salaries	\$4,700.00

REASON FUNDS ARE AVAILABLE:

Salaries are less than anticipated due to temporary vacancies.

<p>VERIFIED BY:  Chief Financial Officer Date: <u>Sept. 27/2022</u></p>	<p>APPROVED BY:  Clerk of the House of Assembly Date: <u>2022-09-28</u></p>	<p>APPROVED BY:  Statutory Officer Date: <u>Sept 28, 2022</u></p>
--	--	--

LEGISLATURE

Budget Adjustment No.: HOABT2023-008

TRANSFER TO:

Accounting Distribution					Description	Amount
RC	ACAT	ACEL	LOBJ	DTC		
0209	110	0440	0410	000000	1.1.02.02 Legislative Library and Records Management – Supplies	\$2,200.00

FUNDS REQUIRED FOR:

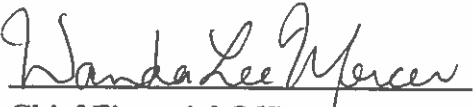

Cost of supplies are greater than anticipated.

TRANSFER FROM:

Accounting Distribution					Description	Amount
RC	ACAT	ACEL	LOBJ	DTC		
0209	110	0440	0367	000000	1.1.02.02 Legislative Library and Records Management – Transportations and Communications	\$2,200.00

REASON FUNDS ARE AVAILABLE:

Transportation and Communications expenses are less than anticipated.

<p>APPROVED BY:  Chief Financial Officer Date: <u>Sept. 29/2022</u></p>	<p>APPROVED BY:  Clerk of the House of Assembly Date: <u>2022-09-29</u></p>
---	---

LEGISLATURE

Budget Adjustment No.: HOABT2023-009

TRANSFER TO:

Accounting Distribution					Description	Amount
RC	ACAT	ACEL	LOBJ	DTC		
0204	100	04A0	0130	000000	1.1.06.01 Government Members Caucus - Salaries	\$13,200.00

FUNDS REQUIRED FOR:



Additional funds are required to provide variable funding to support increase of one Member for the period September 12, 2022 to March 31, 2023.

TRANSFER FROM:

Accounting Distribution					Description	Amount
RC	ACAT	ACEL	LOBJ	DTC		
0206	100	0410	0130	000000	1.1.04.01 Members' Resources - Salaries	\$13,200.00

REASON FUNDS ARE AVAILABLE:

Additional funds are available to provide variable funding to support decrease of one Member for the period September 12, 2022 to March 31, 2023.

<p>APPROVED BY:  Chief Financial Officer Date: <u>November 16, 2022</u></p>	<p>APPROVED BY:  Clerk of the House of Assembly Date: <u>2022-11-17</u></p>
--	--

LEGISLATURE

Budget Adjustment No.: HOABT2023-010

TRANSFER TO:

Accounting Distribution					Description	Amount
RC	ACAT	ACEL	LOBJ	DTC		
0249	110	0450	0710	000000	6.1.01.02 Office of the Information and Privacy Commissioner – Property, Furnishings and Equipment	\$1,000.00

FUNDS REQUIRED FOR:




Furniture and equipment is greater than anticipated.

TRANSFER FROM:

Accounting Distribution					Description	Amount
RC	ACAT	ACEL	LOBJ	DTC		
0249	100	0450	0110	000000	6.1.01.01 Office of the Information and Privacy Commissioner – Salaries	\$1,000.00

REASON FUNDS ARE AVAILABLE:

Salaries are less than anticipated due to temporary vacancies.

<p>VERIFIED BY:  Chief Financial Officer Date: <u>December 20/2022</u></p>	<p>APPROVED BY:  Clerk of the House of Assembly Date: <u>2022-12-21</u></p>	<p>APPROVED BY:  Statutory Officer Date: <u>December 21, 2022</u></p>
--	--	--

LEGISLATURE

Budget Adjustment No.: HOABT2023-011

TRANSFER TO:

Accounting Distribution					Description	Amount
RC	ACAT	ACEL	LOBJ	DTC		
0245	110	0590	0710	000000	5.1.01.02 Office of the Child and Youth Advocate – Property, Furnishings and Equipment	\$5,500.00

FUNDS REQUIRED FOR:

Furniture and equipment is greater than anticipated.

TRANSFER FROM:

Accounting Distribution					Description	Amount
RC	ACAT	ACEL	LOBJ	DTC		
0245	110	0590	0367	000000	5.1.01.02 Office of the Child and Youth Advocate – Transportation and Communications	\$5,500.00

REASON FUNDS ARE AVAILABLE:

Travel is less than anticipated.

<p>VERIFIED BY: <u>Wanda Lee Mercer</u> Chief Financial Officer Date: <u>December 20/2022</u></p>	<p>APPROVED BY: <u>Sharon Barnes</u> Clerk of the House of Assembly Date: <u>2022-12-21</u></p>	<p>APPROVED BY: <u>Kelli Axel</u> Statutory Officer Date: <u>2022-12-21</u></p>
---	---	---

LEGISLATURE

Budget Adjustment No.: HOABT2023-012

TRANSFER TO:

Accounting Distribution					Description	Amount
RC	ACAT	ACEL	LOBJ	DTC		
0247	110	0560	0710	000000	7.1.01.02 Office of the Seniors' Advocate – Property, Furnishings and Equipment	\$100.00

FUNDS REQUIRED FOR:

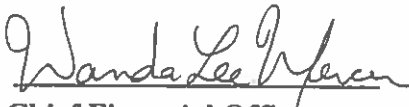


Furniture and equipment is greater than anticipated.

TRANSFER FROM:

Accounting Distribution					Description	Amount
RC	ACAT	ACEL	LOBJ	DTC		
0247	120	0560	0510	000000	7.1.01.02 Office of the Seniors' Advocac – Professional Services	\$100.00

REASON FUNDS ARE AVAILABLE:

Consulting and legal fees are less than anticipated.

<p>VERIFIED BY:  Chief Financial Officer Date: <u>December 20/2022</u></p>	<p>APPROVED BY:  Clerk of the House of Assembly Date: <u>2022-12-21</u></p>	<p>APPROVED BY:  Statutory Officer Date: <u>Dec 22, 2022</u></p>
--	--	---

LEGISLATURE

Budget Adjustment No.: HOABT2023-013

TRANSFER TO:

Accounting Distribution					Description	Amount
RC	ACAT	ACEL	LOBJ	DTC		
0201	110	0400	0232	000000	1.1.01.02 Administrative Support – Employee Benefits	\$600.00

FUNDS REQUIRED FOR:



Conference registration and membership fees more than anticipated.

TRANSFER FROM:

Accounting Distribution					Description	Amount
RC	ACAT	ACEL	LOBJ	DTC		
0201	110	0400	0611	000000	1.1.01.02 Administrative Support – Purchased Services	\$600.00

REASON FUNDS ARE AVAILABLE:

Expenditures for metering, training and other services are less than anticipated.

<p>VERIFIED BY:  Chief Financial Officer Date: <u>December 20/2022</u></p>	<p>APPROVED BY:  Clerk of the House of Assembly Date: <u>2022-12-21</u></p>
---	--

LEGISLATURE

Budget Adjustment No.: HOABT2023-014

TRANSFER TO:

Accounting Distribution					Description	Amount
RC	ACAT	ACEL	LOBJ	DTC		
0211	110	0600	0410	000000	3.1.01.02 Office of the Chief Electoral Officer – Supplies	\$11,300.00
0211	110	0600	0710	000000	3.1.01.02 Office of the Chief Electoral Officer – Property, Furnishings and Equipment	\$300.00

FUNDS REQUIRED FOR:

Supplies – Supplies is greater than anticipated.




Property, Furnishings and Equipment - Furniture and equipment is greater than anticipated.

TRANSFER FROM:

Accounting Distribution					Description	Amount
RC	ACAT	ACEL	LOBJ	DTC		
0211	110	0600	0611	000000	3.1.01.02 Office of the Chief Electoral Officer – Purchased Services	\$11,600.00

REASON FUNDS ARE AVAILABLE:

Expenditures for metering, training and other services are less than anticipated.

<p>VERIFIED BY:  Chief Financial Officer Date: <u>December 22/2022</u></p>	<p>APPROVED BY:  Clerk of the House of Assembly Date: <u>2022-12-22</u></p>	<p>APPROVED BY:  Statutory Officer Date: <u>Dec 22/2022</u></p>
--	--	--

LEGISLATURE

Budget Adjustment No.: HOABT2023-015

TRANSFER TO:

Accounting Distribution					Description	Amount
RC	ACAT	ACEL	LOBJ	DTC		
0204	130	04A0	1061	000000	1.1.06.10 Government Members Caucus – Grants and Subsidies	\$900.00

FUNDS REQUIRED FOR:

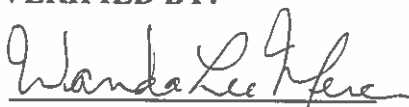
Additional funds are required to provide operational funding to support increase of one Member for Government Members Caucus (CM 2016-013 refers) for the period of September 12, 2022 to March 31, 2023.

TRANSFER FROM:

Accounting Distribution					Description	Amount
RC	ACAT	ACEL	LOBJ	DTC		
0206	130	0410	1061	000000	1.1.04.10 Members' Resources – Grants and Subsidies	\$900.00

REASON FUNDS ARE AVAILABLE:

Funds are available due to a decrease of one Independent Member for Members' Resources (CM 2016-013 refers) for the period of September 12, 2022 to March 31, 2023.

<p>VERIFIED BY:  Chief Financial Officer Date: <u>January 30/2023</u></p>	<p>APPROVED BY: <u>CM 2023-006 Refers</u> House of Assembly Management Commission Date: <u>February 3/2023</u></p>
--	--

LEGISLATURE

Budget Adjustment No.: HOABT2023-016

TRANSFER TO:

Accounting Distribution					Description	Amount
RC	ACAT	ACEL	LOBJ	DTC		
0209	100	0440	0110	000000	1.1.02.01 Legislative Library and Records Management - Salaries	\$34,700.00

FUNDS REQUIRED FOR:



Salaries are higher than anticipated due to recognition bonuses, salary increases, retro and temporary staffing requirements.

TRANSFER FROM:

Accounting Distribution					Description	Amount
RC	ACAT	ACEL	LOBJ	DTC		
0206	100	0410	0130	000000	1.1.04.01 Members' Resources - Salaries	\$34,700.00

REASON FUNDS ARE AVAILABLE:

Salary costs for Constituency Assistants and Constituency Assistant Replacements are less than anticipated.

<p>VERIFIED BY:  Chief Financial Officer Date: <u>March 1/2023</u></p>	<p>APPROVED BY:  Clerk of the House of Assembly Date: <u>2023-03-01</u></p>
--	---

LEGISLATURE

Budget Adjustment No.: HOABT2023-017

TRANSFER TO:

Accounting Distribution					Description	Amount
RC	ACAT	ACEL	LOBJ	DTC		
0247	100	0560	0110	000000	7.1.01.01 Office of the Seniors' Advocate – Salaries	\$30,900.00

FUNDS REQUIRED FOR:

Salary costs higher than anticipated due to recognition bonuses, salary increases, retro and hiring of work- term student.




TRANSFER FROM:

Accounting Distribution					Description	Amount
RC	ACAT	ACEL	LOBJ	DTC		
0206	100	0410	0130	000000	1.1.04.01 Members' Resources – Salaries	\$19,500.00
0247	110	0560	0367	000000	7.1.01.02 Office of the Seniors' Advocate – Transportation and Communications	\$11,400.00

REASON FUNDS ARE AVAILABLE:

Salaries - Salary costs for Constituency Assistants and Constituency Assistant Replacements are less than anticipated.

Transportation and Communications - Travel is less than anticipated.

<p>VERIFIED BY:  Chief Financial Officer Date: <u>March 1/2023</u></p>	<p>APPROVED BY:  Clerk of the House of Assembly Date: <u>2023-03-01</u></p>	<p>APPROVED BY:  Statutory Officer Date: <u>March 2, 2023</u></p>
--	--	---

LEGISLATURE

Budget Adjustment No.: HOABT2023-018

TRANSFER TO:

Accounting Distribution					Description	Amount
RC	ACAT	ACEL	LOBJ	DTC		
0204	100	04A0	0130	000000	1.1.06.01 Government Members Caucus – Salaries	\$600.00

FUNDS REQUIRED FOR:



Salary was higher than anticipated due to recognition bonuses and salary increases.

TRANSFER FROM:

Accounting Distribution					Description	Amount
RC	ACAT	ACEL	LOBJ	DTC		
0206	100	0410	0130	000000	1.1.04.01 Members' Resources – Salaries	\$600.00

REASON FUNDS ARE AVAILABLE:

Salary costs for Constituency Assistants and Constituency Assistant Replacements are less than anticipated.

<p>VERIFIED BY:  Chief Financial Officer Date: <u>March 17/2023</u></p>	<p>APPROVED BY:  Clerk of the House of Assembly Date: <u>2023-03-17</u></p>
--	---

LEGISLATURE

Budget Adjustment No.: HOABT2023-019

TRANSFER TO:

Accounting Distribution					Description	Amount
RC	ACAT	ACEL	LOBJ	DTC		
0203	100	04B0	0130	000000	1.1.07.01 Official Opposition Caucus – Salaries	\$34,200.00

FUNDS REQUIRED FOR:

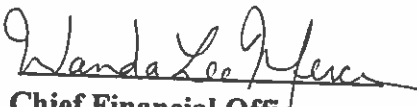

Salaries are higher than anticipated due to recognition bonuses and salary increases.

TRANSFER FROM:

Accounting Distribution					Description	Amount
RC	ACAT	ACEL	LOBJ	DTC		
0206	100	0410	0130	000000	1.1.04.01 Members' Resources – Salaries	\$34,200.00

REASON FUNDS ARE AVAILABLE:

Salary costs for Constituency Assistants and Constituency Assistant Replacements are less than anticipated.

<p>VERIFIED BY:  Chief Financial Officer Date: <u>March 17/2023</u></p>	<p>APPROVED BY:  Clerk of the House of Assembly Date: <u>2023-03-17</u></p>
---	---

LEGISLATURE

Budget Adjustment No.: HOABT2023-020

TRANSFER TO:

Accounting Distribution					Description	Amount
RC	ACAT	ACEL	LOBJ	DTC		
0241	120	0580	0513	000000	4.1.01.02 Office of the Citizens' Representative – Professional Services	\$9,100.00

FUNDS REQUIRED FOR:




Legal fees are greater than anticipated.

TRANSFER FROM:

Accounting Distribution					Description	Amount
RC	ACAT	ACEL	LOBJ	DTC		
0241	110	0580	0367	000000	4.1.01.02 Office of the Citizens' Representative – Transportation and Communications	\$9,100.00

REASON FUNDS ARE AVAILABLE:

Travel is less than anticipated.

VERIFIED BY:  Chief Financial Officer Date: <u>April 19/2023</u>	APPROVED BY:  Clerk of the House of Assembly Date: <u>2023-04-20</u>	APPROVED BY:  Statutory Officer Date: <u>2023-04-20</u>
--	---	--

LEGISLATURE

Budget Adjustment No.: HOABT2023-021

TRANSFER TO:

Accounting Distribution					Description	Amount
RC	ACAT	ACEL	LOBJ	DTC		
0202	120	0420	0510	000000	1.1.05.02 House Operations – Professional Services	\$51,700.00
0202	110	0420	0232	000000	1.1.05.02 House Operations – Employee Benefits	\$900.00

FUNDS REQUIRED FOR:

Professional Services – To cover the costs of unanticipated legal fees.

Employee Benefits – Conference registration fees greater than anticipated.



TRANSFER FROM:

Accounting Distribution					Description	Amount
RC	ACAT	ACEL	LOBJ	DTC		
0206	120	0410	0510	000000	1.1.04.02 Members' Resources – Professional Services	\$51,700.00
0202	110	0420	0367	000000	1.1.05.02 House Operations – Transportation and Communications	\$900.00

REASON FUNDS ARE AVAILABLE:

Professional Services – Consulting/Legal fees less than anticipated.

Transportation and Communications - Travel is less than anticipated.

<p>VERIFIED BY:</p> <p> Chief Financial Officer</p> <p>Date: <u>April 20/2023</u></p>	<p>APPROVED BY:</p> <p> Clerk of the House of Assembly</p> <p>Date: <u>2023-04-20</u></p>
---	--

LEGISLATURE

Budget Adjustment No.: HOABT2023-022

TRANSFER TO:

Accounting Distribution					Description	Amount
RC	ACAT	ACEL	LOBJ	DTC		
0247	110	0560	0710	000000	7.1.01.02 Office of the Seniors' Advocate – Property, Furnishings and Equipment	\$2,800.00

FUNDS REQUIRED FOR:




Furniture and equipment is greater than anticipated.

TRANSFER FROM:

Accounting Distribution					Description	Amount
RC	ACAT	ACEL	LOBJ	DTC		
0247	110	0560	0367	000000	7.1.01.02 Office of the Seniors' Advocate – Transportation and Communications	\$2,800.00

REASON FUNDS ARE AVAILABLE:

Travel is less than anticipated.

<p>VERIFIED BY:</p>  <p>_____ for Chief Financial Officer</p> <p>Date: <u>APR 21 2023</u></p>	<p>APPROVED BY:</p>  <p>_____ Clerk of the House of Assembly</p> <p>Date: <u>2023-04-21</u></p>	<p>APPROVED BY:</p>  <p>_____ Statutory Officer</p> <p>Date: <u>April 21, 2023</u></p>
--	--	--

LEGISLATURE

Budget Adjustment No.: HOABT2023-023

TRANSFER TO:

Accounting Distribution					Description	Amount
RC	ACAT	ACEL	LOBJ	DTC		
0201	110	0400	0232	000000	1.1.01.02 Administrative Support – Employee Benefits	\$200.00
0201	120	0400	0510	000000	1.1.01.02 Administrative Support – Professional Services	\$4,200.00

FUNDS REQUIRED FOR:

Employee Benefits – To cover the cost of unanticipated registration/membership fees.

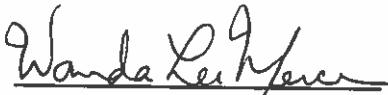

Professional Services – To cover the costs of unanticipated consulting fees.

TRANSFER FROM:

Accounting Distribution					Description	Amount
RC	ACAT	ACEL	LOBJ	DTC		
0201	110	0400	0611	000000	1.1.01.02 Administrative Support – Purchased Services	\$4,400.00

REASON FUNDS ARE AVAILABLE:

Expenditures for metering, training and other services are less than anticipated.

<p>VERIFIED BY:  Chief Financial Officer Date: <u>April 23/2023</u></p>	<p>APPROVED BY:  Clerk of the House of Assembly Date: <u>2023-04-25</u></p>
--	--

LEGISLATURE

Budget Adjustment No.: HOABT2023-024

TRANSFER TO:

Accounting Distribution					Description	Amount
RC	ACAT	ACEL	LOBJ	DTC		
0209	110	0440	0410	000000	1.1.02.02 Legislative Library and Records Management – Supplies	\$1,500.00

FUNDS REQUIRED FOR:



Cost of supplies are greater than anticipated.

TRANSFER FROM:

Accounting Distribution					Description	Amount
RC	ACAT	ACEL	LOBJ	DTC		
0209	110	0440	0611	000000	1.1.02.02 Legislative Library and Records Management – Purchased Services	\$1,500.00

REASON FUNDS ARE AVAILABLE:

Expenditures for metering, training and other services are less than anticipated.

<p>APPROVED BY:  Chief Financial Officer Date: <u>April 23/2023</u></p>	<p>APPROVED BY:  Clerk of the House of Assembly Date: <u>2023-04-25</u></p>
--	--

LEGISLATURE

Budget Adjustment No.: HOABT2023-025

TRANSFER TO:

Accounting Distribution					Description	Amount
RC	ACAT	ACEL	LOBJ	DTC		
0208	110	0430	0710	000000	1.1.03.02 Hansard and the Broadcast Centre – Property, Furnishings and Equipment	\$700.00

FUNDS REQUIRED FOR:

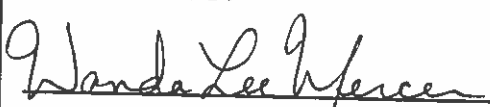

To cover the cost of additional furniture and equipment.

TRANSFER FROM:

Accounting Distribution					Description	Amount
RC	ACAT	ACEL	LOBJ	DTC		
0208	110	0430	0611	000000	1.1.03.02 Hansard and the Broadcast Centre – Purchased Services	\$700.00

REASON FUNDS ARE AVAILABLE:

Expenditures for metering, training and other services are less than anticipated.

<p>VERIFIED BY:</p> <p> Chief Financial Officer</p> <p>Date: <u>April 23/2023</u></p>	<p>APPROVED BY:</p> <p> Clerk of the House of Assembly</p> <p>Date: <u>2023-04-25</u></p>
--	--

LEGISLATURE

Budget Adjustment No.: HOABT2023-026

TRANSFER TO:

Accounting Distribution					Description	Amount
RC	ACAT	ACEL	LOBJ	DTC		
0204	110	04A0	0410	000000	1.1.06.02 Government Members' Caucus -- Supplies	\$700.00

FUNDS REQUIRED FOR:



Costs of supplies are greater than anticipated.

TRANSFER FROM:

Accounting Distribution					Description	Amount
RC	ACAT	ACEL	LOBJ	DTC		
0204	110	04A0	0367	000000	1.1.06.02 Government Members' Caucus -- Transportation and Communications	\$700.00

REASON FUNDS ARE AVAILABLE:

Transportation and communications are less than anticipated.

<p>VERIFIED BY:  Chief Financial Officer Date: <u>April 23/2023</u></p>	<p>APPROVED BY:  Clerk of the House of Assembly Date: <u>2023-04-25</u></p>
--	---

LEGISLATURE

Budget Adjustment No.: HOABT2023-027

TRANSFER TO:

Accounting Distribution					Description	Amount
RC	ACAT	ACEL	LOBJ	DTC		
0211	120	0600	0513	000000	3.1.01.02 Office of the Chief Electoral Officer – Professional Services	\$26,600.00
0211	110	0600	0710	000000	3.1.01.02 Office of the Chief Electoral Officer – Property, Furnishings and Equipment	\$1,200.00

FUNDS REQUIRED FOR:

Professional Services – Legal/consulting fees greater than anticipated.




Property, Furnishings and Equipment – Equipment/furniture costs greater than anticipated.

TRANSFER FROM:

Accounting Distribution					Description	Amount
RC	ACAT	ACEL	LOBJ	DTC		
0211	110	0600	0367	000000	3.1.01.02 Office of the Chief Electoral Officer – Transportation and Communications	\$27,800.00

REASON FUNDS ARE AVAILABLE:

Travel is less than anticipated.

<p>VERIFIED BY:  Chief Financial Officer Date: <u>April 23/2023</u></p>	<p>APPROVED BY:  Clerk of the House of Assembly Date: <u>2023-04-25</u></p>	<p>APPROVED BY:  Statutory Officer Date: <u>Apr 25/2023</u></p>
--	---	--

LEGISLATURE

Budget Adjustment No.: HOABT2023-028

TRANSFER TO:

Accounting Distribution					Description	Amount
RC	ACAT	ACEL	LOBJ	DTC		
0249	110	0450	0410	000000	6.1.01.02 Office of the Information and Privacy Commissioner – Supplies	\$400.00
0249	110	0450	0611	000000	6.1.01.02 Office of the Information and Privacy Commissioner – Purchased Services	\$4,100.00
0249	110	0450	0710	000000	6.1.01.02 Office of the Information and Privacy Commissioner – Property, Furnishings and Equipment	\$5,000.00

FUNDS REQUIRED FOR:

Supplies – Supplies are greater than anticipated.

Purchased Services – FPT conference costs and other purchased services are greater than anticipated.




Property, Furnishings and Equipment - Furniture and equipment costs are greater than anticipated.

TRANSFER FROM:

Accounting Distribution					Description	Amount
RC	ACAT	ACEL	LOBJ	DTC		
0249	110	0450	0367	000000	6.1.01.02 Office of the Information and Privacy Commissioner – Transportation and Communications	\$9,500.00

REASON FUNDS ARE AVAILABLE:

Travel is less than anticipated.

<p>VERIFIED BY:  Chief Financial Officer Date: <u>April 25/2023</u></p>	<p>APPROVED BY:  Clerk of the House of Assembly Date: <u>2023-04-25</u></p>	<p>APPROVED BY:  Statutory Officer Date: <u>April 25, 2023</u></p>
--	---	---

**House of Assembly Management Commission
Briefing Note**

Title: Intra & Extra (I&E) Constituency Allowances

Issue: Confirmation of amendment to the *Members' Resources & Allowances Rules* to give effect to revised I&E constituency allowance allocation amounts as directed by the Commission.

Background:

- The I&E constituency allowance allocation is provided pursuant to Section 38 of the *Members' Resources and Allowances Rules* (the Rules). It is the only allowance allocation provided for under the Rules that specifies funding on a district basis, the amounts of which are outlined in Schedule A.
- At its meeting on February 22, 2023, the Commission approved a new funding formula to provide a framework for calculating I&E constituency allocation amounts for each district; approved revised I&E constituency allocation amounts for each district pursuant to the new funding formula; and directed that the process to amend Schedule A of the Rules proceed to reflect the revised I&E constituency allocation amounts as calculated using the funding formula (**CM 2023-016 refers**).
- In accordance with subsection 15(5) of the *House of Assembly Accountability, Integrity and Administration Act*, the following process must be followed when the Commission proposes to amend, or add to, the level of Members' allowances:
 - a. The draft amendment must be tabled at a meeting of the Commission (**tabled at the February 22, 2023 meeting**);
 - b. If the House is not in Session, notice of the draft amendment must be distributed to each Member and posted on the House of Assembly website, (**distributed and posted on March 6, 2023**); and
 - c. The draft amendment must be voted on at a subsequent meeting of the Commission (**outstanding**).
- Further to the process outlined in "b" above, it is noted for the Commission that there was no feedback received from Members respecting the draft amendment as distributed.
- A decision of the Commission is now required further to the final step outlined in subsection 15(5) of the HOAAIAA.
- The new I&E allocations will come into effect on the date the rule amendment is published in The Gazette.

Analysis:

Legal Consultation:

Not applicable.

Internal Consultation(s):

Not applicable.

External Consultation(s):

Not applicable.

Comparison to Government Policy:

Not applicable.

Financial Impact:

With the proposed I&E allocations, the total annual funding envelop will increase from \$386,000 (HST incl.) to \$391,700 (HST incl.). The increase of \$5,700 (HST incl.) will be absorbed within existing appropriations.

Legislative Impact:

The Commission's confirmation of the proposed amendment to Schedule A of the *Members' Resources and Allowances Rules* is required at this time, pursuant to subsection 15(5) of the HOAAIAA.

Options:

1. Confirm the proposed amendment to Schedule A as outlined, further to direction in CM 2023-016 from the February 22, 2023 meeting.

Status:

- The current I&E allocations as outlined in Schedule A of the *Members' Resources and Allowance Rules* remain in effect.

Action Required:

Proposed motion:

Pursuant to subsection 15(5) of the *House of Assembly Accountability, Integrity and Administration Act*, the Commission approves the following amendment:

1. The *Members' Resources and Allowances Rules* are amended by repealing Schedule A and by substituting the following:

Schedule A

House Operations
Estimates of Intra-constituency Costs

District No.	Electoral District	Total
1	Baie Verte - Green Bay	\$14,100
2	Bonavista	\$12,200
3	Burgeo - La Poile	\$14,100
4	Burin - Grand Bank	\$12,200
5	Cape St. Francis	\$5,600
6	Carbonear - Trinity - Bay de Verde	\$8,200
7	Cartwright - L'Anse au Clair	\$26,800
8	Conception Bay East - Bell Island	\$8,400
9	Conception Bay South	\$5,600
10	Corner Brook	\$5,600
11	Exploits	\$8,200
12	Ferryland	\$12,200
13	Fogo Island - Cape Freels	\$14,100
14	Fortune Bay - Cape La Hune	\$12,200
15	Gander	\$8,200
16	Grand Falls-Windsor - Buchans	\$8,200
17	Harbour Grace - Port de Grave	\$5,600
18	Harbour Main	\$8,200
19	Humber - Bay of Islands	\$8,200
20	Humber - Gros Morne	\$12,200
21	Labrador West	\$5,600
22	Lake Melville	\$12,200
23	Lewisporte - Twillingate	\$12,200
24	Mount Pearl - Southlands	\$5,600
25	Mount Pearl North	\$5,600
26	Mount Scio	\$5,600
27	Placentia - St. Mary's	\$12,200
28	Placentia West - Bellevue	\$14,100
29	St. Barbe - L'Anse aux Meadows	\$14,100
30	St. George's - Humber	\$14,100
31	St. John's Centre	\$5,600
32	St. John's East - Quidi Vidi	\$5,600
33	St. John's West	\$5,600

34	Stephenville - Port au Port	\$8,200
35	Terra Nova	\$12,200
36	Topsail - Paradise	\$5,600
37	Torngat Mountains	\$20,700
38	Virginia Waters - Pleasantville	\$5,600
39	Waterford Valley	\$5,600
40	Windsor Lake	\$5,600
	Total	\$391,700

Prepared by: B. Russell
Date: May 30, 2023

Approved by: S. Barnes

**House of Assembly Management Commission
Briefing Note**

Title: Recommendation from the Audit Committee – Employee Code of Conduct

Issue: Whether to revise Clause 3 of the employee code of conduct further to a recommendation of the Audit Committee.

Background:

- The Code of Conduct for Officers and Employees of the House of Assembly (refer Attachment 1) was developed and adopted by the Management Commission as required by subsection 35(3) of the *House of Assembly Accountability, Integrity and Administration Act* (the HOAAIAA).¹
- The Code provides all Officers and employees of the House of Assembly Service and its statutory offices with guidance on standards of conduct in discharging their duties.
- Employees and officers make a declaration on an annual basis that they have read and understood the Code of Conduct. The declaration was introduced in 2009 to endorse a continuous awareness of the Code of Conduct and support of the Management Certification process. The practice demonstrates each employee's commitment to maintain a culture of high ethical standards within the House of Assembly Service and statutory offices.
- Paragraph 23(7)(h) of the HOAAIAA requires that the Audit Committee review the Code of Conduct applicable to the House of Assembly Service and statutory offices and make recommendations for improvements to the Commission. In the annual Management Certification process, auditors inquire whether this review has occurred, and the same is noted in the audit results.
- At its meeting on January 12, 2023, the Audit Committee reviewed the Code and made the following recommendation (Attachment 2 refers):
 - **AC 2023-003** The Audit Committee recommends to the Management Commission the following amendment to the Employee Code of Conduct: that clause 3 be amended by deleting the words “will ensure that we maintain” and by substituting the following: “will consistently strive to ensure that we maintain”.

¹ Ss. 35(3) The commission shall, within 90 days of the coming into force of this Act, develop and adopt a code of conduct applicable to the officers and other persons employed in the House of Assembly service and in the statutory offices.”

Analysis:

- The revision proposed is a matter of clarification and no substantive change has been identified.
- Clause 3 currently reads as follows:
 - *“3. We will ensure that we maintain the confidence and trust of Members of the House of Assembly and provide fair, confidential and impartial service equally to Members and staff of all parties.”*
- If the revision is adopted, clause 3 would read as follows:
 - *“3. We will **consistently strive to** ensure that we maintain the confidence and trust of Members of the House of Assembly and provide fair, confidential and impartial service equally to Members and staff of all parties.”*
- Should the Commission adopt the recommendation of the Audit Committee, the Clerk as Secretary to the Commission, will immediately provide all employees of the House of Assembly Service and statutory offices with a copy of the revised code of conduct.

Legal Consultation:

Law Clerk

Internal Consultation(s):

Audit Committee

External Consultation(s):

None

Comparison to Government Policy:

There is no specific code of conduct applicable to employees in the Executive Branch.

Financial Impact:

None.

Legislative Impact:

None.

Options:

1. Status quo – direct that the Code of Conduct for Officers and Employees of the House of Assembly remain unchanged.
2. Approve the revision to the Code of Conduct for Officers and Employees of the House of Assembly as recommended by the Audit Committee.

Status:

- The Audit Committee recommendation to the Commission, further to the April 3, 2023 letter from the Chair to the Speaker, remains outstanding.

Action Required:

- Direction of the Commission is requested.

Prepared by: K. Hawley George, KC
Date: June 8, 2023

Approved by: S. Barnes

Attachments:

1. Code of Conduct for Officers and Employees of the House of Assembly
2. Letter dated April 3, 2023 from Audit Committee Chair to Chair of Management Commission



CODE OF CONDUCT FOR EMPLOYEES OF THE HOUSE OF ASSEMBLY SERVICE

As Officers and Staff of the House of Assembly:

- 1. We will serve the aims and objectives of the House of Assembly and ensure that personal interests and activities do not interfere, or appear to interfere, with this obligation.*
- 2. We will perform our duties honestly, faithfully, ethically, impartially and efficiently, respecting the rights of the public and our colleagues. We will refrain from conduct that might impair our effectiveness or that would compromise our integrity.*
- 3. We will ensure that we maintain the confidence and trust of Members of the House of Assembly and provide fair, confidential and impartial service equally to Members and staff of all parties.*
- 4. We will treat colleagues, Members and the public with courtesy and respect.*
- 5. We will avoid circumstances in which personal interests compromise or conflict with the interests of the House of Assembly and avoid circumstances in which there will be the appearance of a compromise or conflict. We are subject to the provisions of the Conflict of Interest Act, 1995.*
- 6. We will not abuse our official position for personal gain. We will not accept any gift or other benefit that could be seen as an inducement or reward that might place us under an obligation to a third party. We will follow all requirements and policies of the House of Assembly service with respect to gifts and rewards.*
- 7. We will exercise due care and control of records created or collected in the exercise of our responsibilities, ensuring that they are organized, secured and managed according to applicable policy and legislation.*
- 8. We will ensure that any contribution we make to public debate or discussion on matters of government or House of Assembly policy is appropriate to the position we hold and is compatible with our obligation to be politically impartial.*
- 9. We will ensure that our participation in public bodies and voluntary associations does not create a conflict of interest or the appearance of a conflict of interest with our duty to act in an a politically impartial manner.*



April 3, 2023

Honourable Derek Bennett
Speaker
Chair, House of Assembly Management Commission

Speaker Bennett,

Paragraph 23(7)(h) of the *House of Assembly Accountability, Integrity and Administration Act* requires that the Audit Committee review the code of conduct applicable to the clerk and staff of the House of Assembly service and statutory offices, and make recommendations for improvements to the commission.

At its meeting on January 12, 2023, the Audit Committee reviewed the Employee Code of Conduct and recommends the following revision:

AC 2023-003 The Audit Committee recommends to the Management Commission the following amendment to the Employee Code of Conduct: that clause 3 be amended by deleting the words "will ensure that we maintain" and substituting the following: "will consistently strive to ensure that we maintain".

The Audit Committee asks that the Commission consider this matter at an upcoming meeting.

Regards,

A handwritten signature in black ink, appearing to read "Paul Pike".

Paul Pike, MHA
Chair, Audit Committee

**House of Assembly Management Commission
Briefing Note**

Title: Christmas and Seasonal Greetings

Issue: Whether to reconsider the eligibility of Christmas and seasonal greetings in advertising and special occasion cards.

Background:

- In 2016, the Management Commission accepted recommendations of the 2016 Members' Compensation Review Committee (MCRC) that the recovery of expenses related to seasonal and special occasion cards, and seasonal greetings (including Christmas) in advertising be prohibited (**CM 2016-050 refers**).
- To give effect to its acceptance of the recommendation regarding seasonal and special occasion cards, the Commission approved an amendment to section 24 of the Rules to remove them as an allowable expense under the office operations, supplies and communications allocation (**CM 2017-021 refers**).
- Further, at its March 15, 2017 meeting, the Commission directed appointment of an Ad Hoc Committee to review and make recommendations respecting the draft Advertising and Publications Policy. The Ad Hoc Committee also reviewed provisions respecting seasonal and special occasion cards (**CM 2017-023 refers**).
- At its November 8, 2017 meeting, further to recommendations of the Ad Hoc Committee, the Commission approved:
 - amendments to the Advertising and Publications Policy for Members of the House of Assembly, prohibiting seasonal greetings (including Christmas) in advertising, but allowing seasonal greetings in Member-created publications (e.g., newsletters, postcards and other householders) (**CM 2017-066 refers**); and
 - an amendment to section 24 of the Rules allowing special occasion cards for the occasions of birthday, anniversary and sympathy only, but continuing to prohibit the reimbursement of Christmas and other seasonal cards (**CM 2017-067 refers**).

Analysis:

- Section 24 of the Rules establishes the office operations, supplies and communications allocation (\$12,000 per year, HST incl.), which includes various expenses related to the operations of the constituency office and supplies, as well as communication expenses such as advertising, Member-created publications (e.g. newsletters, postcards, etc.) and special occasion cards.

- The provisions respecting Christmas greetings has caused confusion in that it allows reimbursement of Christmas and seasonal greetings in Member-created publications, such as householders, but prohibits reimbursement of expenses from the same funding allocation for Christmas greetings in advertising and special occasion cards.
- Given the frequency of questions raised on the matter, the Chair requested that it be brought before the Commission for consideration as to whether it wishes to amend the Rules and the Advertising and Publications Policy to provide consistency in the eligibility of Christmas greetings in advertising and special occasion cards under the office operations, supplies and communications allocation.
- The Commission has the authority to make a decision on this matter should it wish to proceed. It does not require a recommendation of a Members' Compensation Review Committee.

Legal Consultation:

N/A

Internal Consultation(s):

N/A

External Consultation(s):

N/A

Comparison to Government Policy:

N/A

Financial Impact:

There is no financial impact- the funding allocation as provided for under Section 24 of the Rules will remain the same.

It is noted that the operational expenses allowance was established in 2007 at \$15,000 (HST included) annually. In Budget 2013, this allowance was reduced by 20% to \$12,000 (HST included) annually and remains at that level.

Legislative Impact:

Should the Commission wish to change the provisions respecting Christmas greetings in special occasion cards, an amendment to the Rules will be required.

Options:

1. Status quo.
2. Direct amendments to the Advertising and Publications Policy for Members of the House of Assembly and to section 24 of the Rules to allow reimbursement of expenses for Christmas greetings in advertising and special occasion cards.

Status:

- Current provisions of the Advertising and Publications Policy for Members of the House of Assembly and the *Members' Resources and Allowances Rules* remain in effect.

Action Required:

- Direction of the Commission is requested.

Prepared by: M. Jerrett
Date: June 14, 2023

Approved by: S. Barnes

**House of Assembly Management Commission
Briefing Note**

Title: Severance Policy for Members of the House of Assembly

Issue: Identification of an issue respecting the provisions for calculating severance should a Member first-elected on or after November 30, 2015 resign while a general assembly is still in progress.

Background:

- The recommendations of the 2016 Members' Compensation Review Committee (MCRC) respecting severance were adopted by the Management Commission, including a recommendation to make severance provisions retroactive to those first-elected on or after the date of the 2015 General Election (November 30).
- The adoption of the recommendations led to the Commission's approval of the current Severance Policy for Members of the House of Assembly at its December 6, 2017 meeting (**CM 2017-073 refers**). The Policy is a consolidation of severance provisions for Members, including:
 - Members first-elected prior to November 30, 2015; and
 - Members first-elected on or after November 30, 2015.
- For those first-elected on or after November 30, 2015, section 5.3 of the Policy provides that severance be calculated as follows:

“Severance shall be calculated as follows:

- *If the Member's service ends **at the conclusion** of his/her 1st General Assembly, 20% of the Member's salary is payable as severance;*
- *If the Member's service ends **at the conclusion** of his/her 2nd General Assembly, 50% of the Member's salary is payable as severance;*
- *If the Member's service ends **at the conclusion** of his/her 3rd General Assembly or thereafter, a maximum of 75% of the Member's salary is payable as severance.*

If a Member's service ends prior to the end of an Assembly, the severance will be prorated for the years of service. [emphasis added]

- A recent query regarding the severance policy revealed that the calculation of severance entitlement should a Member resign while a general assembly is still in progress is not possible, as the calculation is dependent on the length of the general assembly, which is not known until dissolution occurs.

- The formula for calculating severance is:

Severance = (Years of MHA service / total length of general assemblies) * (entitlement % * annual salary).

To illustrate:

An MHA is elected in three successive general assemblies and decides to resign in the second year of their third term:

GA #1 – duration 2 years

GA #2 – duration 4 years

GA #3 – ongoing, but MHA has 2 years of service in GA #3

Severance = 8 years / (2+4+?) * (75% of \$95,357)

- To date, there have not been any resignations of Members first-elected on or after November 30, 2015 during a general assembly, therefore the new severance policy has only been applied when a general assembly has concluded. Consequently, the issue with the policy was not detected.

Analysis:

- Subsection 16(1) of the *House of Assembly Accountability, Integrity and Administration Act* states the following:

“At least once during each General Assembly, the House of Assembly shall by resolution appoint, upon those terms and conditions that are set out in the resolution, an independent committee, to be called a members' compensation review committee, of not more than 3 persons, none of whom shall be a member, to conduct an inquiry and prepare a report respecting the salaries, allowances, severance and pensions to be paid to members.”

- Therefore, the Commission is limited in options to address the matter as a change to the severance policy can only be made further to a recommendation of a Members' Compensation Review Committee. The MCRC for the 50th General Assembly, when appointed, will need to recommend clarifications to the severance policy.
- In order to operationalize the policy in the interim until the next MCRC is appointed should a Member first-elected on or after November 30, 2015 resign while the 50th General Assembly is still in progress, the Commission's options include:
 - Maintain status quo until the matter is reviewed by the next MCRC and direct that the payment of severance be deferred for a resigning Member until the 50th General Assembly dissolves; or
 - Direct that partial severance be paid at the time the Member departs based on the full general assemblies the Member has served, with the remaining amount of severance (for the partial general assembly) to be paid when the 50th General Assembly dissolves.

- It is noted that severance is the only source of bridge funding for departing Members, as they do not qualify for employment insurance.

Legal Consultation:

Law Clerk.

Internal Consultation(s):

Corporate and Members' Services.

External Consultation(s):

Not applicable.

Comparison to Government Policy:

Not applicable.

Financial Impact:

Not applicable.

Legislative Impact:

Not applicable – severance provisions for Members are established by policy.

Options:

1. Direct an interim measure for a resigning Member first-elected on or after November 30, 2015, that partial severance be calculated and paid at the time the Member departs based on the full general assemblies the Member has served, with the remaining amount of severance (for the partial general assembly) to be paid when the 50th General Assembly dissolves.
2. Direct that payment of severance for a resigning Member first-elected on or after November 30, 2015 be deferred until the 50th General Assembly dissolves.

Status:

- Provisions of the current Severance Policy for Members of the House of Assembly remain in effect.

Action Required:

- The direction of the Commission is requested.

Prepared by: B. Russell
Date: June 7, 2023

Approved by: S. Barnes