



Colonial Building
1850-1959

Confederation Building
1960-present



House of Assembly Management Commission

2011-2012 Annual Report





Message from the Speaker



I am pleased to present the House of Assembly Management Commission Annual Report for the fiscal year ended March 31, 2012.

This report is the fifth annual report of the House of Assembly Management Commission since it was established under the authority of the *House of Assembly Accountability, Integrity and Administration Act* (the Act) in 2007. The Commission plays a vital role in ensuring efficiency and transparency in the operations of the Legislature. Its work helps to improve internal controls and ensures greater accountability with respect to the use of public funds.

As required under Section 51 of the Act, this report includes a summary of the work of the Management Commission during the period from April 1, 2011 to March 31, 2012. It is important to note that this period represented a time of transition for the Commission as there were various changes to its membership, particularly after the October 2011 General Election. Despite this transition, the Management Commission continued to fulfill its role in ensuring the proper and effective administration of the House of Assembly.

I would like to take this opportunity to commend the outgoing Members of the Management Commission for their contributions and commitment during their tenures. I would also like to recognize the incoming Members for their work to date and I look forward to their continued dedication in the reporting period ahead.

I also commend the employees of the House of Assembly Service for their work and continued dedication. The support they provide is vital to the effective operation of the Management Commission.

Honourable Ross Wiseman, MHA
Speaker of the House of Assembly
Chair, House of Assembly Management Commission



Table of Contents

Mandate	1
Membership of the Commission	2
Membership for the Reporting Period	2
Duties and Responsibilities of Members	3
Support to the Commission	3
Proceedings of the Commission	4
Commission Minutes	5
Authority of the Commission	6
Rules.....	6
Issuing Directives.....	7
Specific Decisions	7
Appeal of Claims by Members	8
Review of Allowance Use	9
Audit Committee	9
Financial Reporting	10
Management Certification	11
Audited Financial Information	11
Report on Recommendations by the Auditor General	11
Members' Salaries, Allowances and Expenses	12
Changes or Adjustments to Allowances and Expenses	12
Travel Under Special Circumstances - Authorizations under Section 43	12
Speaker's Delegated Authority	13
Clerk's Authorizations for Furniture and Equipment Expenditures	13
Clerk's Authorizations for Rental Vehicles in Excess of 15 Days	13
Appendices	14



Mandate

The House of Assembly Management Commission was established under the authority of the *House of Assembly Accountability, Integrity and Administration Act* (the Act), which received Royal Assent on June 14, 2007. The Act established an administrative framework for the House of Assembly that is transparent and accountable and includes subordinate legislation known as the *Members' Resources and Allowances Rules* which promote accountability in, and transparency with respect to, the expenditure of public funds.

The Commission membership comprises representatives of three elected parties, the Speaker, who is the Chair of the Commission, and the Clerk who is secretary to the Commission but does not have voting privileges.

The Commission derives its mandate from subsection 20(1) of the Act which states:

The Commission is responsible for the financial stewardship of all public money, within the meaning of the Financial Administration Act, that may be voted by the House of Assembly for the use and operation of the House of Assembly and statutory offices, and for all matters of financial and administrative policy affecting the House of Assembly, its members, offices, and staff and in connection with them, and, in particular, the commission shall

- 1) *oversee the finances of the House of Assembly including its budget, revenues, expenses, assets and liabilities;*
- 2) *review and approve the administrative, financial and human resource and management policies of the House of Assembly service and statutory offices;*
- 3) *implement and periodically review and update financial and management policies applicable to the House of Assembly service and statutory offices;*
- 4) *give directions with respect to matters that the commission considers necessary for the efficient and effective operation of the House of Assembly service and statutory offices;*
- 5) *make and keep current rules respecting the proper administration of allowances for members and reimbursement and payment of their expenditures in implementation of subsection 11 (2) of this Act;*
- 6) *annually report, in writing, to the House of Assembly, through the speaker, with respect to its decisions and activities in accordance with section 51; and*
- 7) *exercise other powers given to the commission and to perform other duties imposed on the commission under this or another Act.*



Membership

Membership of the Commission is detailed in subsection 18(3) of the Act as follows:

- *the speaker, or, in his or her absence, the deputy speaker, who is the chairperson;*
- *the clerk, who is the secretary but does not vote;*
- *the government house leader;*
- *the official opposition house leader;*
- *two members who are members of the government caucus, only one of whom may be a member of the Executive Council (this member is appointed by Cabinet);*
- *one member who is a member of the official opposition caucus; and*
- *one member, if any, from a third party that is a registered political party and has at least one member elected to the House of Assembly. (If there is no third party, an additional member is chosen from the official opposition caucus.)*

Membership of the Commission during the period from April 1, 2011 to March 31, 2012 included:

- Hon. Roger Fitzgerald, MHA, Speaker (*Chair of the Commission from April 1, 2011 to October 26, 2011*)
- Hon. Ross Wiseman, MHA, Speaker (*Chair of the Commission effective October 27, 2011*)
- Hon. Joan Shea, MHA, St. George's-Stephenville East
- Mr. Kelvin Parsons, MHA, Burgeo-LaPoile (*Member of the Commission from April 1, 2011 to October 2011*)
- Hon. Jerome Kennedy, MHA, Carbonear-Harbour Grace
- Ms. Yvonne Jones, MHA, Cartwright-L'Anse Au Clair
- Mr. Bob Ridgley, MHA, St. John's North (*Member of the Commission from April 1, 2011 to October 2011*)
- Ms. Lorraine Michael, MHA, Signal Hill-Quidi Vidi
- Mr. Kevin Parsons, MHA, Cape St. Francis (*appointed to the Commission effective December 2011*)
- Mr. Dwight Ball, MHA, Humber Valley (*appointed to the Commission effective October 2011*)
- Mr. William MacKenzie, Clerk of the House of Assembly, Secretary to the Commission

Continued next page



In the absence of the Speaker, the Deputy Speaker chairs the Commission meetings. The Deputy Speaker from April 1, 2011 to October 26, 2011 was Mr. Tom Osborne, MHA, St. John's South. The Deputy Speaker effective October 27, 2011 was Mr. Wade Verge, MHA, Lewisporte.

Duties and Responsibilities of Members

The individual duties of commission members are listed in section 21 of the Act, which states

21. (a) *A member of the commission, in exercising his or her powers and discharging his or her duties, shall exercise the care, diligence and skill that a reasonably prudent person would exercise in comparable circumstances.*
- (b) *A member of the commission shall not be considered to be in breach of the duty in subsection (1) if he or she acts prudently and on a reasonably informed basis.*
- (c) *A member of the commission shall act honestly and in good faith on the basis of adequate information in arriving at decisions if the commission and shall:*
- i. attend meetings of the commission unless unable to do so for good reason;*
 - ii. spend sufficient time on the affairs of the commission to comply with his or her duties and responsibilities; and*
 - iii. consider and advocate policies that promote compliance with this Act and rules.*

Support to the Commission

The House of Assembly Management Commission is supported by the House of Assembly Service, established under the *House of Assembly Accountability, Integrity and Administration Act*. The House of Assembly Service supports the functioning of the House of Assembly and its committees, the House of Assembly Management Commission and Members of the House of Assembly.

The House of Assembly Service includes the Speaker, the Clerk and the Office of the Clerk. It also includes the Corporate and Members' Services Division which provides financial, human resources, payroll and administrative services. The Information Management Division includes the services of the Legislative Library, Records Management, Broadcast Services and Hansard.



The Office of the Clerk provides full administrative support to the House of Assembly Management Commission by preparing Commission briefing materials, researching and analyzing issues on the Commission meeting agenda, coordinating and facilitating Commission meetings, and maintaining Commission records.

Proceedings of the Commission

Meetings of the Commission are publicly broadcast live in the same manner as proceedings of the House of Assembly. In addition, live and archived webcasts are available on the House of Assembly website (www.assembly.nl.ca). Hansard provides a full transcript of each Commission meeting and these transcripts are also posted on the website. All Commission briefing materials, Minutes and reports can be viewed on the website as well.

The Commission held three televised meetings during the reporting period:

- June 7, 2011
- December 14, 2011
- January 25, 2012

In Camera meetings

As required under subsection 19(1) of the Act, all proceedings of the Commission are open to the public except for those pertaining to:

- (a) *personnel matters relating to officers and employees of the House of Assembly, political staff as defined in paragraph 2(1)(e) of the Conflict of Interest Act, 1995 and statutory offices;*
- (b) *legal matters, including actual or potential litigation;*
- (c) *matters protected by privacy and data protection laws; and*
- (d) *budget deliberations involving the preparation of the annual estimates of expenditure of the House of Assembly and the statutory offices*

Proceedings to deal with the above issues are deliberated at *in camera* meetings of the Commission. The substance of Decisions made *in camera* are recorded and reported at the next public meeting of the Commission.

The Commission held four (4) *in camera* meetings during the reporting period as follows:



1. **May 25, 2011**
The Commission approved three new permanent positions for the Office of the Child and Youth Advocate and confirmed the classifications for those positions. **CM 2011-016 to CM 2011-019 refers.** The Commission also approved the abolition of the position of Director of Advocacy Services (**CM 2011-020 refers**) and directed that the hiring for the three new positions be achievable within the existing budget of the Office (**CM 2011-021 refers**).
2. **June 7, 2011**
The Commission approved the remuneration for Mr. Victor Powers, Chief Electoral Officer at the EP-06 level point total of 2328, at Step 1. **CM 2011-022 refers.**
3. **December 14, 2011**
The Commission approved the pre-commitment of funds for the 2012-13, 2013-14 and 2014-15 budget appropriations for consulting services for the management certification process. **CM 2011-030 refers.**
4. **January 25, 2012**
The Commission approved the 2012-2013 budget estimates for the Legislature to be forwarded to the Minister of Finance for inclusion in the Estimates 2012 and voted on in the House of Assembly. **CM 2012-006 refers.**

Commission Minutes

Minutes of the Commission meetings record the time, date, and location of the meetings as well as who was in attendance and include only the Decisions of the Commission and reports made to the Commission. The transcript of discussion is provided by Hansard and posted on the House of Assembly.

Minutes of the Commission are approved at the next meeting. Once approved, the Minutes are provided to each MHA and published on the House of Assembly website for inspection by the public.

The Minutes are also tabled by the Speaker in the House of Assembly no later than 5 days after their approval, if the House is sitting, or no later than 5 days after the beginning of the next sitting of the House. The Minutes of the Commission meetings held during the reporting period can be found in **Appendix A**.



Authority of the Commission

The decision-making authority of the House of Assembly Management Commission is exercised through specific actions that include making rules, issuing directives and making specific decisions.

Rules

Paragraph 20(6)(a) of the Act provides the Commission the authority to make rules of general application respecting the amounts which Members may claim for reimbursement or payment of allowable expenses and the manner in which the allowances will be claimed and paid; the employment and payment of constituency assistants and the reimbursement of reasonable expenses incurred by those assistants in carrying out their duties; the financial accountability of Members; and the duties and responsibilities of the Clerk with respect to the financial administration of the House of Assembly and the statutory offices.

Amending Process

The process for making or amending rules which adjust the levels of expenses is contained in subsection 15(5) of the *House of Assembly Accountability, Integrity and Administration Act* (the Act). The general power to enact amendments is contained in Section 64 of the Act.

The rules amended during the reporting period came under subsection 15(5) of the Act and followed the process outlined below:

- a) a draft of the amendment is proposed at a meeting of the Commission;
- b) notice and reading of the draft shall be given in the House of Assembly (when in session) and posted on the House website; when the House is not in session, the draft must be distributed to all Members;
- c) the draft amendment is voted on at a subsequent meeting of the Commission; and
- d) the Office of Legislative Counsel prepares the final version for publishing in the Newfoundland and Labrador Gazette as subordinate legislation, upon which date the rule becomes effective.

The Commission approved a number of rule amendments at its June 7, 2011 meeting that converted various Directives of the Commission directly into the *Members' Resources and Allowances Rules*. A complete summary of these amendments is included in **Appendix B**.

The process for amending the annual level of allowances or resources is outlined in subsection 20(7) of the Act. There were no such amendments during the 2011-2012



reporting period.

Distribution Process

All rule amendments, upon Gazetting, are distributed to all Members of the House of Assembly, the Comptroller General, the Auditor General, Office Managers of each of the caucuses, the Assistant Deputy Clerk of Executive Council and the Director of Operations, Office of the Premier. The amendments are also distributed internally to the Clerk's Office and the Corporate and Members' Services Division.

Issuing Directives

The Commission has authority under paragraph 20(6)(b) of the Act to issue directives which interpret, clarify or amplify the rules contained in the *Members' Resources and Allowances Rules*. Directives may also establish policies, including financial and management policies, or alter, on appeal, rulings of the Speaker.

During the reporting period, the Commission issued the following Directives:

- Severance Pay for Members of the House of Assembly
- Rescinding Directives 2007-006 and 2007-010
- Guidelines on Dissolution of the Newfoundland & Labrador House of Assembly
- Rescinding Directives 2007-005, 2007-007, 2007-008, 2007-009, 2007-011, 2008-005, 2008-006 and 2010-010

A complete summary of these Directives is included in **Appendix C**. Some Directives may also have an accompanying policy attached. These policies are posted on the House of Assembly website at www.assembly.nl.ca/mancomm/PoliciesGuidelines.

Distribution Process

All Directives are distributed to all Members of the House of Assembly, the Comptroller General, the Auditor General, Office Managers of each of the caucuses, the Assistant Deputy Clerk of Executive Council and the Director of Operations, Office of the Premier. The Directives are distributed internally to the Clerk's Office, Corporate and Members' Services Division and the Legislative Library. The Directives are also posted on the House of Assembly website at www.assembly.nl.ca/mancomm/directives.

Specific Decisions

The Commission has authority under paragraph 20(6)(c) of the Act to make Decisions on individual cases or appeals brought to the Commission and on other matters that require a Decision by the Commission in relation to the administration of the House of Assembly.



All decisions made by the Commission during the reporting period are included in the Minutes of the Commission meetings in **Appendix A**.

Appeal of Claims by Members

Under section 24 of the *House of Assembly Accountability, Integrity and Administration Act*, the Speaker or the Commission may make a ruling when an expense claim has been rejected by the Corporate and Members' Services Division. Subsections 24 (8) and (9) state as follows:

- (8) *Where the ruling of the speaker is that the expenditure does not comply with the rules and directives of the commission, the member may appeal that ruling to the commission and, after giving the member an opportunity to make a submission in writing in support of the appeal, the commission may decide to reverse, uphold or modify the ruling of the speaker, and the decision of the commission is final.*
- (9) *Notwithstanding that an expense claim has been denied by an officer, staff member or the speaker, in accordance with the rules, where there is an appeal to the commission under this section and the commission determines that claimed expense amount*
- (a) *has been incurred by the member; and*
 - (b) *is a permitted expense under the Act and rules; and*
 - (c) *does not exceed an expense amount or allowance allocation permitted under the rules,*

and a denial of payment of the expense amount would, in the opinion of the commission, be unjust, the commission may approve the expenditure for the claimed expense to the extent that the commission considers to be just and the decision of the commission is final.

During the reporting period there were six (6) appeals received by the Speaker. In all cases, the appeals were brought forward to the Commission for consideration, as provided for in subsection 24(9) of the Act. The details of the rulings of the Commission are included in **Appendix D**.



Review of Allowance Use

Under section 52 of the *House of Assembly Accountability, Integrity and Administration Act* (the Act), the Speaker may request a review of allowance use.

Subsection 52(1) states:

At the request of a member or of the clerk on his or her own initiative, the speaker may conduct, in his or her capacity as chair of the commission, a review that the speaker considers necessary to determine whether a member's use of an allowance, disbursement, payment, good, premises or service provided under this Act complies with

- (a) *the purposes for which the allowance, disbursement, payment, good, premises or service was provided; or*
- (b) *the purpose of this Act, the rules or the directives of the commission.*

There were no reviews of allowance use during the 2011-2012 reporting period.

Audit Committee

The Audit Committee is a committee of the Commission, established under the *House of Assembly Accountability, Integrity and Administration Act*. The Committee provides assistance to the Commission in carrying out its oversight responsibility to the House of Assembly and to the public with respect to the stewardship of public money. The full duties of the Audit Committee are outlined in section 23 of the Act.

The Committee consists of two members of the Commission and two members chosen by the Chief Justice of the Province who are not Members of the House of Assembly. The Chair of the Audit Committee is appointed by the Commission. The Clerk Assistant acts as secretary of the committee.

The members of the Audit Committee during the period of April 1 2011 to March 31, 2012 included:

- Mr. Bob Ridgley, MHA, St. John's North (*Chair of the Audit Committee from April 2011-October 2011*)
- Mr. Kevin Parsons, MHA, Cape St. Francis (*Chair of the Audit Committee effective December 14, 2011*)
- Mr. Kelvin Parsons, MHA, Burgeo-LaPoile (*Member of the Audit Committee from April 2011 to October 2011*)



- Ms. Yvonne Jones, MHA, Cartwright-L'anse aux Clair (*Member of the Audit Committee effective December 14, 2011*)
- Ms. Janet Gardiner, FCA
- Mr. Donald Warr, FCA (*Member of the Audit Committee from April 2011-August 31, 2011*)
- Ms. Gail Hamilton, FCA (*Member of the Audit Committee effective August 31, 2011*)

Ms. Elizabeth Murphy, Clerk Assistant, is secretary to the Committee.

The reports of the Audit Committee submitted during the 2011-2012 reporting period are included in **Appendix E**.

Financial Reporting

Under subsection 20(5) of the *House of Assembly Accountability, Integrity and Administration Act*, the commission is required to:

- (a) *regularly, and at least quarterly, review the financial performance of the House of Assembly as well as the actual expenditures of members compared with approved allocations;*
- (b) *ensure that an annual financial audit is completed of the accounts of the House of Assembly and the statutory offices in accordance with section 43 within 90 days after the end of a fiscal year;*
- (c) *ensure that a compliance audit is completed of the accounts of the House of Assembly and the statutory offices in accordance with section 43 at least once every General Assembly, and reported on within 90 days after the end of the fiscal year to which it relates;*
- (d) *ensure that full and plain disclosure of the accounts and operations of the House of Assembly and statutory offices is made to the auditor appointed under section 43;*
- (e) *consider and address on a timely basis recommendations of the auditor appointed under section 43; and*
- (f) *report, in writing, annually to the House of Assembly, or a committee established by it, the results of an audit and the steps taken or to be taken to address matters of concern raised by an audit.*



Management Certification

Section 20 of the *House of Assembly Accountability, Integrity and Administration Act* requires the Clerk to certify to the Commission that the House of Assembly and Statutory Offices have in place appropriate systems of internal controls and that those systems are operating effectively.

Consultants were engaged to provide assistance to enable the Clerk to meet the management certification requirements. The services provided included a review of the design effectiveness and existence of internal controls, identification of any control gaps and recommendations for remedial action. Tests of controls were designed, executed and evaluated to determine if controls were operating effectively. The internal control documentation was updated to reflect the controls in place at the end of each period.

The Auditor's Report states that the Clerk's Management Certification as of 31 March 2012 was fairly stated and that the internal controls over financial reporting were operating effectively, in all material respects, as at the date noted.

The Management Certification dated 31 March 2012 is included with the financial information in **Appendix F**.

Audited Financial Information

The financial information audited by the Auditor General includes the schedule of assets and liabilities, the schedules of expenditure and related revenues, and gross expenditures and unexpended balances for the year ended 31 March 2012.

The Auditor's Report provides an unqualified opinion on the financial information for the House of Assembly and its Statutory Offices and states that the financial information for the year ended 31 March 2012 is prepared, in all material aspects, in accordance with the accounting policies disclosed in Note 1.

The audited financial information is also included in **Appendix F**.

Report on Recommendations by the Auditor General

The report on the recommendations made by the Auditor General contains recommendations resulting from the audit of the financial information for the House of Assembly and its Statutory Offices for the year ended 31 March 2012 and the audit of the Management Certification dated 31 March 2012. The report and the responses provided by the Speaker are included in **Appendix G**.



Members' Salaries, Allowances and Expenses

Reports on salaries, allowances and expenses permitted for, and paid to, each Member by the House of Assembly during the reporting period are also included in **Appendix H**. The first report includes compensation paid to Members by the House of Assembly. The second report includes Member Accountability and Disclosure Reports – Expenditures Summarized by Category for each Member during the reporting period.

Changes or Adjustments to Allowances and Expenses

Section 18 of the *Members' Resources and Allowances Rules* provides a maximum allowance of \$7,000 (inclusive of HST) for constituency office accommodations. Under the Rules, a Member may make application in writing to the Speaker requesting permission to exceed the maximum amount when accommodations cannot be obtained within the guidelines. The Speaker must report, in writing, to the Commission any authorizations made under this section of the Rules.

A summary of authorizations made under subsection 18(4) for the reporting period is included in **Appendix I**.

Travel under Special Circumstances - Authorizations under Section 43

Section 43 of the *Members' Resources and Allowances Rules* provides that a Member may claim for additional travel expenses when the Member is traveling and unable to return to his/her residence when scheduled to do so and would not otherwise be entitled to claim reimbursement for such expenses. Under the Rules, a Member can make application to the Clerk or the Speaker before incurring such expenses, if practical. Otherwise, the Member must notify the Speaker at the earliest reasonable opportunity after incurring the expenses. The Speaker must report, in writing, to the Commission any authorizations made under this section of the Rules.

There were no authorizations under section 43 for the period ending March 31, 2012.



Speaker's Delegated Authority

The Commission through **CM 2008-95**, pursuant to subsection 20(4) of the *House of Assembly Accountability, Integrity and Administration Act*, delegated authority to the Speaker respecting urgent financial matters relating to the administration of the House of Assembly and the Statutory Offices. The Speaker is to consult with the Government House Leader, Opposition House Leader and the Leader of the Third Party and report all decisions and the reasons for them at a subsequent meeting of the Commission.

A summary of all approvals under the Speaker's Delegated Authority for the reporting period is included in **Appendix J**.

Clerk's Authorization for Furniture and Equipment Expenditures

The Commission approved a Standard Office Allocation Package for Members and Constituency Assistants pursuant to Section 25(1) of the *Members' Resources and Allowances Rules*. At its May 2, 2008 meeting, the Commission delegated authority to the Clerk to pre-approve expenditures for other furniture and equipment to a maximum of \$500.00, with the Clerk to report all such approvals to the Commission (CM 2008-044 refers).

There were no authorizations for furniture and equipment expenditures provided by the Clerk during the reporting period.

Clerk's Authorization for Rental Vehicles in Excess of 15 Days

Section 40(1) of the *Members' Resources and Allowances Rules* states that rental vehicles are an allowable mode of travel for Members of the House of Assembly. Section 40(10) states however, that where a Member travels by a rental vehicle for more than 15 consecutive days, the approval of the Clerk is required, with all such approvals to be reported at the next meeting of the Commission. A summary of all approvals for the reporting period is included in **Appendix K**.



Appendices

Appendix A

Minutes of Commission Meetings

Appendix B

Rule Amendments

Appendix C

Directives

Appendix D

Appeal of Claims by Members

Appendix E

Audit Committee Reports

Appendix F

Financial Information and Management Certification 31 March 2012

Appendix G

Report on Recommendations by the Auditor General

Appendix H

Members' Salaries, Allowances and Expenses

Appendix I

Changes or Adjustments to Allowances and Expenses

Appendix J

Speaker's Delegated Authority

Appendix K

Clerk's Authorization for Rental Vehicles in Excess of 15 Days



*HOUSE OF ASSEMBLY
NEWFOUNDLAND & LABRADOR*

Appendix A

Minutes of the Commission



I certify that Appendix A contains the Minutes of the proceedings of the House of Assembly Management Commission for the reporting period 2011-2012 and that they are an accurate reflection of the Decisions of the Commission made at the proceedings.

A handwritten signature in blue ink that reads "Sandra Barnes".

Sandra Barnes
Clerk of the House of Assembly and
Secretary to the Commission



**House of Assembly
Newfoundland and Labrador**

**Minutes of the House of Assembly
Management Commission**

Date: May 25, 2011

Location: Speaker's Boardroom

Time: 4:40 p.m.

Members Present:

Hon. Roger Fitzgerald, Speaker

Mr. William MacKenzie, Clerk of the House of Assembly

Ms. Lorraine Michael, MHA (NDP) Signal Hill - Quidi Vidi

Hon. Joan Burke, Government House Leader

Mr. Bob Ridgley, MHA (PC) St. John's North

Hon. Jerome Kennedy, MHA (PC) Carbonear – Harbour Grace

Regrets:

Mr. Kelvin Parsons, Opposition House Leader

Ms. Yvonne Jones, MHA (L) Cartwright - L'Anse Au Clair

Mr. Tom Osborne, MHA (PC) St. John's South

Other:

Ms. Marlene Lambe, Chief Financial Officer

Ms. Marie Keefe, Policy and Communications Officer

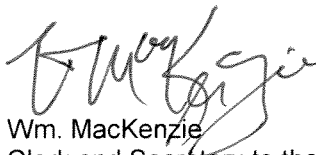
In Camera

CM 2011-016 The Commission confirmed as permanent the positions of Director of Individual Advocacy and Outreach, Director of Reviews/Investigations and Systemic Advocacy and Director of Strategic Development and Planning.

- CM 2011-017** The Commission confirmed the classification of HL 23(management) for the permanent position of Director of Individual Advocacy and Outreach.
- CM 2011-018** The Commission confirmed the classification of HL 23(management) for the permanent position of Director of Reviews/Investigations and Systemic Advocacy.
- CM 2011-019** The Commission confirmed the classification of HL 23(management) for the permanent position of Director of Strategic Development and Planning.
- CM 2011-020** The Commission approved the abolition of the position of Director of Advocacy Services (PCN 13759).
- CM 2011-021** The Commission directed that hiring for the three new positions must be achievable within the existing budget of the Office of the Child and Youth Advocate.

Adjournment: 4:55 p.m.

Hon. Roger Fitzgerald, MHA
Speaker and Chair



Wm. MacKenzie
Clerk and Secretary to the Commission



**House of Assembly
Newfoundland and Labrador**

**Minutes of the House of Assembly
Management Commission**

Date: June 7, 2011

Location: Speaker's Boardroom

Time: 3:10 p.m.

Members Present:

Hon. Roger Fitzgerald, Speaker

Mr. William MacKenzie, Clerk of the House of Assembly

Ms. Lorraine Michael, MHA (NDP) Signal Hill - Quidi Vidi

Hon. Joan Burke, Government House Leader

Mr. Tom Osborne, MHA (PC) St. John's South

Mr. Bob Ridgley, MHA (PC) St. John's North

Regrets:

Hon. Jerome Kennedy, MHA (PC) Carbonear – Harbour Grace

Mr. Kelvin Parsons, Opposition House Leader

Ms. Yvonne Jones, MHA (L) Cartwright - L'Anse Au Clair

Other:

Ms. Marlene Lambe, Chief Financial Officer

Ms. Marie Keefe, Policy and Communications Officer

CM 2011-022 The Commission, at an *in camera* session, approved the remuneration for Mr. Victor Powers, Chief Electoral Officer at the EP-06 level point total of 2328, at Step 1.

CM 2011-023 The Minutes of the House of Assembly Management Commission meeting held on March 23, 2011 were approved as read.

CM 2011-024 The Minutes of the House of Assembly Management Commission *in camera* meeting held on March 30, 2011 were approved as read.

CM 2011-025 The Minutes of the House of Assembly Management Commission *in camera* meeting held on May 25, 2011 were approved as read.

CM 2011-026 The Commission directed that severance benefits for Members are to be calculated and paid based on 81.2 % of gross Member salary as established by s. 11 (1) of the *House of Assembly Accountability, Integrity and Administration Act*.

CM 2011-027 Pursuant to S. 64 of the *House of Assembly Accountability, Integrity and Administration Act*, the Commission approved the following amendments to the *Members' Resources & Allowances Rules* and rescinds the related Commission Directives effective upon the coming into force of the Rule amendments:

Subsection 19(4) of the Rules is repealed and the following is substituted:

- (4) Following a general election or by-election, a new member who was not a member in the preceding session of the House of Assembly is, in addition to the constituency office accommodation allowance, entitled to claim amounts associated with the start-up of the member's office in an amount of not more than \$1,000 to defray expenses for supplies and equipment as follows
 - (a) office supplies such as paper trays, 3 hole punch, staplers, pencil holders, scissors, hanging folders, kettle and coffee maker;
 - (b) office equipment such as a computer monitor stand and non glare screen; and
 - (c) other non-consumable items directly related, in the opinion of the Clerk, to establishing a constituency office.

Directive 2007-008 is rescinded, effective upon the Gazetting of the Rule amendment.

Section 26 of the *Members' Resources and Allowances Rules* is amended by adding immediately after subsection (5) the following:

- (6) Where a district is not represented by a Member, the constituency assistant for the last Member representing that district may remain employed as a constituency assistant until a new Member is officially declared elected for that district and the required notice period applicable to the constituency assistant has elapsed.

Directive 2008-005 is rescinded, effective upon the Gazetting of the Rule amendment.

Subsection 29(1) of the Rules is repealed and the following is substituted:

- 29(1) A member who travels
 - (a) to and from the capital region when the House of Assembly is in session;
 - (b) to and from the capital region for constituency business when the House of Assembly is not in session; or
 - (c) to and from his or her permanent residence which is not in his or her district to that districtmay claim for travel and living allowance only where the member
 - (d) is engaged in constituency business; and
 - (e) is outside commuting distance of the member's permanent residence.

Directive 2007-011 is rescinded, effective upon the Gazetting of the Rule amendment.

Subsection 29(7) of the rules is repealed and the following is substituted:

- (7) On a day when a member may claim a meal allowance while on constituency business, but only a portion of that day is spent on constituency business, his or her daily meal allowance shall be prorated as follows,
 - (a) breakfast, \$10;
 - (b) lunch, \$15; and
 - (c) dinner, \$25.

Directive 2007-007 is rescinded, effective upon the Gazetting of the Rule amendment.

Section 29 of the Rules is amended by adding immediately after subsection (8) the following:

- (9) On a day when a member is on constituency business where there is no associated travel expense claimed under these Rules, the member may claim for accommodations and a meal allowance in accordance with these Rules.

Directive 2010-010 is rescinded, effective upon the Gazetting of the Rule amendment.

Paragraph 30(g) of the Rules is repealed and the following is substituted:

- (g) for travel, meals and accommodation of his or her constituency assistant where it is necessary to attend to constituency business, at the same rate for expenses that apply to the member.

Directive 2007-009 is rescinded, effective upon the Gazetting of the Rule amendment.

Subsection 41(1) of the Rules is amended by deleting the word “accommodation” and substituting the words “standard room accommodations”.

Directive 2008-006 is rescinded, effective upon the Gazetting of the Rule amendment.

Subsection 46(3) of the Rules is amended by adding immediately after paragraph (e) the following:

- (e.1) memorial wreaths used to commemorate veterans and others who served in the armed forces, peace officers, workers killed on the job or who died as a result of work related illness, and similar memorial commemorations of a public nature;

Directive 2007-005 is rescinded, effective upon the Gazetting of the Rule amendment.

CM 2011-028 The Commission rescinded Directives 2007-006 and 2007-010, effective immediately.

CM 2011-029 Pursuant to subparagraph 20(6)(b)(ii) of the *House of Assembly Accountability, Integrity and Administration Act*, the Commission approved the Guidelines on Dissolution of the Newfoundland and Labrador House of Assembly, dated June 2011.

Adjournment: 4:10 p.m.

Hon. Roger Fitzgerald, MHA
Speaker and Chair

A handwritten signature in black ink, appearing to read 'Wm. MacKenzie', written in a cursive style.

Wm. MacKenzie
Clerk and Secretary to the Commission



**House of Assembly
Newfoundland and Labrador**

**Minutes of the House of Assembly
Management Commission**

Date: December 14, 2011

Location: Speaker's Boardroom

Time: 10:00 a.m.

Members Present:

Hon. Ross Wiseman, Speaker

Mr. William MacKenzie, Clerk of the House of Assembly

Hon. Jerome Kennedy, Government House Leader

Hon. Joan Burke, MHA (PC) St. Georges - Stephenville

Ms. Lorraine Michael, MHA (NDP) Signal Hill - Quidi Vidi

Mr. Kevin Parsons, MHA (PC) Cape St. Francis

Ms. Yvonne Jones, MHA (L) Cartwright - L'Anse Au Clair

Mr. Dwight Ball, MHA (L) Humber Valley

Other:

Mr. Wade Verge, MHA (PC) Lewisporte, Deputy Speaker

Ms. Marlene Lambe, Chief Financial Officer

Ms. Marie Keefe, Policy and Communications Officer

CM 2011-030 The Commission, at an *in camera* session, approved the pre-commitment of funds for the 2012-13, 2013-14 and 2014-15 budget appropriations for consulting services for the management certification process.

CM 2011-031 The Commission, at an *in camera* session, approved the pre-commitment of funds for the 2012-13, 2013-14 and 2014-15 budget appropriations for audit services for the Office of the Auditor General.

CM 2011-032 The Minutes of the House of Assembly Management Commission meeting held on June 7, 2011 were approved as read.

The Speaker gave an update on authorizations made under subsection 18(4) of the *Members' Resources and Allowances Rules* for the period ending December 7, 2011. The amount of \$12,012.00 (HST excluded) was approved for constituency office accommodations for Mr. Eddie Joyce, District of Bay of Islands.

The Clerk reported on authorization given for rental vehicles for a period in excess of 15 days. furniture and equipment expenditures. The Clerk approved a rental vehicle for Mr. Jim Baker, District of Labrador West, for 3 extra days beyond the 15 consecutive days allowable without approval.

CM 2011-033 The Commission, pursuant to subsection 24(9) of the *House of Assembly Accountability, Integrity and Administration Act*, approved expense claims totaling \$117.40 which were submitted by the Member for Trinity-Bay de Verde later than the 60 day deadline as required under subsection 7(6) of the *Members' Resources and Allowances Rules*.

CM 2011-034 The Commission, pursuant to subsection 24(9) of the *House of Assembly Accountability, Integrity and Administration Act*, approved expense claims totaling \$102.67 which were submitted by the former Member for The Straits-White Bay North later than the 60 day deadline as required under subsection 7(6) of the *Members' Resources and Allowances Rules*.

CM 2011-035 The Commission, pursuant to subsection 24(9) of the *House of Assembly Accountability, Integrity and Administration Act*, approved expense claims totaling \$685.00 and \$364.67 which were submitted by the Member for Conception Bay East-Bell Island later than the 60 day deadline as required under subsection 7(6) of the *Members' Resources and Allowances Rules*.

CM 2011-036 The Commission, pursuant to subsection 24(9) of the *House of Assembly Accountability, Integrity and Administration Act*, approved expense claims totaling \$563.99 which were submitted by the Member for St. Georges-Stephenville East later than the 60 day deadline as required under subsection 7(6) of the *Members' Resources and Allowances Rules*.

CM 2011-037 The Commission, pursuant to subsection 24(9) of the *House of Assembly Accountability, Integrity and Administration Act*, approved expense claims totaling \$455.31 which were submitted by the Member for Trinity North later than the 60 day deadline as required under subsection 7(6) of the *Members' Resources and Allowances Rules*.

CM 2011-038 The Commission approved the 2010-2011 audited financial information of the House of Assembly and its Statutory Offices.

The financial reports for April 1 – June 30, 2011; April 1 - September 30, 2011; and for April 1 – November 30, 2011 were presented to the Commission for review.

CM 2011-039 The Commission approved the following transfer of funds:

From:	
Subdivision 1.1.06.01 – Government Members Caucus – Salaries	\$31,100
Subdivision 1.1.06.10 – Government Members Caucus – Grants and Subsidies	\$ 3,600
Subdivision 1.1.01.06 – Administrative Support – Purchased Services	\$ 26,900
To:	
Subdivision 1.1.07.01 – Official Opposition Caucus – Salaries	\$20,500
Subdivision 1.1.08.01 – Third Party Caucus – Salaries	\$41,100

CM 2011-040 The Commission approved the following transfer of funds:

From:	
Subdivision 6.1.01.02	
Office of the Information and Privacy Commissioner – Employee Benefits	\$ 10,000
Subdivision 6.1.01.03	
Office of the Information and Privacy Commissioner – Transportation	\$ 35,000
Subdivision 6.1.01.06	
Office of the Information and Privacy Commissioner – Purchased Services	\$ 10,000
Subdivision 6.1.01.07	
Office of the Information and Privacy Commissioner – Property, Furnishings and Equipment	\$ 3,000
To:	
Subdivision 6.1.01.01	
Office of the Information and Privacy Commissioner – Salaries	\$58,000

The reports detailing expenditures for the Office of the Speaker, the Government Members' Caucus, the Official Opposition Caucus and the Third Party Caucus for the period April 1, 2010 to March 31, 2011 were reported to the Commission as required by the Caucus Operational Funding Grants Policy.

CM 2011-041 The Commission appointed Mr. Kevin Parsons, MHA Cape St. Francis, and Ms. Yvonne Jones, MHA Cartwright-L'Anse au Clair, as Commission members of the Audit Committee pursuant to S.23 (2)(a)


of the *House of Assembly Accountability, Integrity and Administration Act*.

CM 2011-042

The Commission appointed Mr. Kevin Parsons, MHA Cape St. Francis, as Chair of the Audit Committee pursuant to S.23 (3) of the *House of Assembly Accountability, Integrity and Administration Act*.

Adjournment: 11:05 a.m.

Hon. Ross Wiseman, MHA
Speaker and Chair

A handwritten signature in black ink, appearing to read 'Wm. MacKenzie', is written over the printed name and title.

Wm. MacKenzie
Clerk and Secretary to the Commission



**House of Assembly
Newfoundland and Labrador**

**Minutes of the House of Assembly
Management Commission**

Date: January 25, 2012

Location: House of Assembly Chamber

Time: 9:30 a.m.

Members Present:

Hon. Ross Wiseman, Speaker

Mr. William MacKenzie, Clerk of the House of Assembly

Hon. Jerome Kennedy, Government House Leader

Hon. Joan Burke, MHA (PC) St. Georges - Stephenville

Ms. Lorraine Michael, MHA (NDP) Signal Hill - Quidi Vidi

Mr. Kevin Parsons, MHA (PC) Cape St. Francis

Ms. Yvonne Jones, MHA (L) Cartwright - L'Anse Au Clair

Mr. Dwight Ball, MHA (L) Humber Valley

Other:

Mr. Wade Verge, MHA (PC) Lewisporte, Deputy Speaker

Ms. Marlene Lambe, Chief Financial Officer

Ms. Marie Keefe, Policy and Communications Officer


CM 2012-001 The Minutes of the House of Assembly Management Commission meeting held on December 14, 2011 were approved as read.

In response to a request at its December 14 meeting, the Commission was given a current update of leasing costs for constituency offices located in private buildings. The majority of leasing costs exceed the maximum of \$7000 established under the *Members' Resources and Allowances Rules*. Given the potential budget implications of adjusting the \$7000 maximum, the discussion on this issue was postponed to the budget meeting scheduled for that afternoon.

- CM 2012-002** The Commission adopted the 2008 Metrics EFG Report, “Review of Caucus Resources – House of Assembly”.
- CM 2012-003** The Commission decided to request that Executive Council introduce a Bill to amend S. 12(1) of the *House of Assembly Accountability, Integrity and Administration Act* to create the position of Third Party House Leader.
- CM 2012-004** The Commission decided to allow Members in the Capital region to avail of the short-term accommodations allowance as provided for in Rule 20 (7) of the *Members’ Resources and Allowances Rules*.
- CM 2012-005** The Commission, pursuant to subsection 24(9) of the *House of Assembly Accountability, Integrity and Administration Act*, approved expense claims totaling \$475.88 which were submitted by the Member for St. Georges-Stephenville East later than the 60 day deadline as required under subsection 7(6) of the *Members’ Resources and Allowances Rules*.
- CM 2012-006** The Commission, at *in camera* meeting, approved the 2012-2013 budget estimates for the Legislature to be forwarded to the Minister of Finance for inclusion in the Estimates 2012 and voted on in the House of Assembly.

Adjournment: 11:10 a.m.

Hon. Ross Wiseman, MHA
Speaker and Chair



Wm. MacKenzie
Clerk and Secretary to the Commission



*HOUSE OF ASSEMBLY
NEWFOUNDLAND & LABRADOR*

Appendix B Rule Amendments



The following rule amendments were approved by the Commission for the fiscal year ended March 31, 2012:

**Directives incorporated into *Members' Resources & Allowances Rules*
CM 2011-027**

Background

Since its establishment in 2007, the Commission has issued a number of Directives respecting the *Members' Resources and Allowances Rules* (the Rules). Directives are circulated to all Members for inclusion in Tab 12 of the *Members' Resources and Allowances Rules Manual*.

Due to the large number of Directives issued, a review was done of all existing Directives to identify those which could be incorporated directly into the Rules.

Pursuant to subsection 64(1) of the *House of Assembly Accountability, Integrity and Administration Act*, the Commission, at its June 7, 2011 meeting, approved the following amendments to the *Members' Resources and Allowances Rules*, subject to final wording by the Office of the Legislative Counsel:

1. Subsection 19(4) of the *Members' Resources and Allowances Rules* is repealed and the following is substituted:
 - (4) Following a general election or by-election, a new member who was not a member in the preceding session of the House of Assembly is, in addition to the constituency office accommodation allowance, entitled to claim amounts associated with the start-up of the member's office in an amount of not more than \$1,000 to defray expenses for supplies and equipment as follows:
 - (a) office supplies such as paper trays, 3 hole punch, staplers, pencil holders, scissors, hanging folders, kettle and coffee maker;
 - (b) office equipment such as a computer monitor stand and non glare screen; and
 - (c) other non-consumable items directly related, in the opinion of the Clerk, to establishing a constituency office.



2. Section 26 of the Rules is amended by adding immediately after subsection (5) the following:

- (6) Where a district is not represented by a member, the constituency assistant for the last member representing that district may remain employed as a constituency assistant until a new member is officially declared elected for that district and the required notice period applicable to the constituency assistant has elapsed.

3. Subsection 29(1) of the Rules is repealed and the following substituted:

29(1) A member who travels

- (a) to and from the capital region when the House of Assembly is in session;
- (b) to and from the capital region for constituency business when the House of Assembly is not in session; or
- (c) to and from his or her permanent residence which is not in his or her district to that district may claim for travel and living allowance only where the member
- (d) is engaged in constituency business; and
- (e) is outside commuting distance of the member's permanent residence.

4. Subsection 29(7) of the Rules is repealed and the following is substituted:

- (7) On a day when a member may claim a meal allowance while on constituency business but only a portion of that day is spent on constituency business, his or her daily meal allowance shall be prorated as follows,

- (a) breakfast, \$10;
- (b) lunch, \$15; and
- (c) dinner, \$25.



5. Section 29 of the Rules is amended by adding immediately after subsection (8) the following:
 - (9) On a day when a member is on constituency business where there is no associated travel expense claimed under these Rules, the member may claim for accommodations and a meal allowance in accordance with these Rules.

6. Paragraph 30(g) of the Rules is repealed and the following is substituted:
 - (g) for travel, meals and accommodation of his or her constituency assistant where it is necessary to attend to constituency business, at the same rate for expenses that apply to the member.

7. Subsection 41(1) of the Rules is amended by deleting the word “accommodation” and substituting the words “standard room accommodations”.

8. Subsection 46(3) of the Rules is amended by adding immediately after paragraph(e) the following:
 - (e.1) memorial wreaths used to commemorate veterans and others who served in the armed forces, peace officers, workers killed on the job or who died as a result of work-related illness, and similar memorial commemorations of a public nature;

The rule amendments became **effective on June 30, 2011**, the date of publication in the NL Gazette.



*HOUSE OF ASSEMBLY
NEWFOUNDLAND & LABRADOR*

Appendix C Directives



2011-007 Severance Pay for Members of the House of Assembly

Background

Under the *House of Assembly Accountability, Integrity and Administration Act*, a Member's indemnity, including the former tax-free allowance, was converted to a fully taxable salary which resulted in an increase in gross salary while net take-home salary remained the same.

Effective July 1, 2007, in keeping with recommendation # 62 of the Green Report, severance benefits are calculated based on 81.2% of current gross salary to ensure that a Member does not receive greater benefits than the Member would have been entitled to under the former pay structure.

The *House of Assembly Accountability, Integrity and Administration Act* also established the Members' Compensation Review Committee to address such benefits as severance pay, pension and salaries. The current provisions for the payment of severance to an MHA remain unchanged until a review by the next appointed Members' Compensation Review Committee to be established no later than the Spring of 2012.

Directive

The Commission directed that severance benefits for Members are calculated and paid based on 81.2 % of gross Member salary as established by s. 11 (1) of the *House of Assembly Accountability, Integrity and Administration Act*.

2011-008 Directives 2007-006 and 2007-010

Background

Due to the large number of Directives approved by the Management Commission since 2007, the House of Assembly conducted a review of all Directives to determine those that could be incorporated directly into the *Members' Resources and Allowances Rules* (the Rules). After completing this review, it was determined that some Directives had become redundant due to the approval or amendment of policies and guidelines by the Commission.

Directive **2007-006** was issued following the August 29, 2007 meeting of the Management Commission to address certain omissions and deficiencies in the *Members' Resources and Allowances Rules* (the Rules) respecting acceptable advertising expenses. At its May 13, 2009 meeting, the Commission approved the Advertising Policy for Members of the House of Assembly (Directive 2009-004 refers), making Directive 2007-006 redundant.



Directive **2007-010** was issued following the November 28, 2007 meeting of the Management Commission to address omissions and deficiencies regarding the Standard Office Allocation Package for Members. At its May 26, 2010 meeting, the Commission updated the Standard Office Allocation Package for Members of the House of Assembly (**Directive 2010-011 refers**), making Directive 2007-010 redundant.

Directive

The Commission rescinded Directives 2007-006 and 2007-010.

2011-009 Guidelines on Dissolution of the Newfoundland & Labrador House of Assembly

Background

During democratic elections, an incumbent should not have an advantage over another candidate because of access to public funds, or because of the status associated with being a Member of the House of Assembly. Dissolution Guidelines provide guidance to Members on the salaries, allowances and services that are available to them during the writ period (the day the General Assembly is dissolved until the polling day of the ensuing General Election).

The Dissolution Guidelines used for the 2007 election had not yet been updated for the October 2011 General Election. At its June 7, 2011 meeting, the Commission adopted the attached Guidelines on the Dissolution of the Newfoundland and Labrador House of Assembly, dated June 2011.

Directive

Pursuant to subparagraph 20(6)(b)(ii) of the *House of Assembly Accountability, Integrity and Administration Act*, the Commission approved the Guidelines on Dissolution of the Newfoundland and Labrador House of Assembly, dated June 2011.

2011-010 Directives Rescinded

Background

Since its establishment in 2007, the Commission has issued a number of Directives respecting the *Members' Resources and Allowances Rules* (the Rules). Directives are circulated to all Members for inclusion in Tab 12 of the Members' Resources and Allowances Rules Manual.



Due to the large number of Directives issued, a review was done of all existing Directives to identify those which could be incorporated directly into the Rules. At its June 7, 2011 meeting, the Commission approved the proposed amendments incorporating the identified Directives into the Rules. As a result of the Rule amendments, these Directives are no longer required. **CM 2011-027 refers.**

Directive

The Commission rescinded the following related Directives effective upon the coming into force of the approved Rule amendments, which were Gazetted on June 30, 2011.

- Directive 2007-005
- Directive 2007-007
- Directive 2007-008
- Directive 2007-009
- Directive 2007-011
- Directive 2008-005
- Directive 2008-006
- Directive 2010-010



*HOUSE OF ASSEMBLY
NEWFOUNDLAND & LABRADOR*

Appendix D Appeal of Claims by Members



The following rulings were issued by the Commission in response to Member appeals under Section 24 of the *House of Assembly Accountability, Integrity and Administration Act*:

- The Commission, pursuant to subsection 24(9) of the *House of Assembly Accountability, Integrity and Administration Act*, approved expense claims totaling \$117.40 which were submitted by the Member for Trinity-Bay de Verde later than the 60 day deadline as required under subsection 7(6) of the *Members' Resources and Allowances Rules*. **CM 2011-033 refers.**
- The Commission, pursuant to subsection 24(9) of the *House of Assembly Accountability, Integrity and Administration Act*, approved expense claims totaling \$102.67 which were submitted by the former Member for The Straits-White Bay North later than the 60 day deadline as required under subsection 7(6) of the *Members' Resources and Allowances Rules*. **CM 2011-034 refers.**
- The Commission, pursuant to subsection 24(9) of the *House of Assembly Accountability, Integrity and Administration Act*, approved expense claims totaling \$685.00 and \$364.67 which were submitted by the Member for Conception Bay East-Bell Island later than the 60 day deadline as required under subsection 7(6) of the *Members' Resources and Allowances Rules*. **CM 2011-035 refers.**
- The Commission, pursuant to subsection 24(9) of the *House of Assembly Accountability, Integrity and Administration Act*, approved expense claims totaling \$563.99 which were submitted by the Member for St. Georges-Stephenville East later than the 60 day deadline as required under subsection 7(6) of the *Members' Resources and Allowances Rules*. **CM 2011-036 refers.**
- The Commission, pursuant to subsection 24(9) of the *House of Assembly Accountability, Integrity and Administration Act*, approved expense claims totaling \$455.31 which were submitted by the Member for Trinity North later than the 60 day deadline as required under subsection 7(6) of the *Members' Resources and Allowances Rules*. **CM 2011-037 refers.**
- The Commission, pursuant to subsection 24(9) of the *House of Assembly Accountability, Integrity and Administration Act*, approved expense claims totaling \$475.88 which were submitted by the Member for St. Georges-Stephenville East later than the 60 day deadline as required under subsection 7(6) of the *Members' Resources and Allowances Rules*. **CM 2012-005 refers.**



*HOUSE OF ASSEMBLY
NEWFOUNDLAND & LABRADOR*

Appendix E

Audit Committee Reports



FIFTH REPORT
OF
THE AUDIT COMMITTEE
TO
THE HOUSE OF ASSEMBLY MANAGEMENT COMMISSION
PURSUANT TO
PARAGRAPH 23 (8) (c)
OF THE
HOUSE OF ASSEMBLY ACCOUNTABILITY, INTEGRITY AND
ADMINISTRATION ACT

April 8th, 2011

The Audit Committee of the House of Assembly was established under the authority of Section 23 of the *House of Assembly Accountability, Integrity and Administration Act* (the *Act*) which was enacted on June 14, 2007. Section 23 outlines the responsibilities of the Committee. Included in these responsibilities is the requirement under Paragraph 23(8)(c) that the Committee report regularly to the House of Assembly Management Commission (the Commission) with respect to its activities.

The Audit Committee has submitted four Reports and a Memo to the Commission regarding its activities. This Report, the fifth, covers the period March 11, 2010 to April 6, 2011 inclusive.

In January 2010, the position of Chair of the Audit Committee was left vacant when the then MHA for Topsail resigned her seat. At the meeting of February 17, 2010, the Management Commission appointed the undersigned as Audit Committee Chair.


Since that time the Audit Committee has met six times: on March 11, July 21, July 27 and October 7, 2010 and on January 18 and April 6, 2011.

1. The Committee has held meetings with
 - the Auditor General and/or his staff three times
 - the Comptroller General and his staff..... once
 - the Clerk of the House five times
 - the Chief Financial Officer twice
 - staff of Grant Thornton..... once
2. The Committee has received and considered reports from the Comptroller General following his review of claims submitted by Members for the periods
 - January – March 2010 and
 - April – June 2010.

It should be noted that, at the October 7, 2010 meeting, the Audit Committee discussed with the Comptroller General the level of review of Members' claims performed by the Office of the Comptroller General. In December the Comptroller General advised the Audit Committee that in future the review of claims would be the same as that done for the rest of Government.

3. The Committee has also received and considered the following reports/documentation:
 - the Comptroller General's Review of Members' Travel Logs (April 2010);
 - the Comptroller General's Review of House of Assembly Expense Claims (August 2010);

- the Comptroller General's Review of Journal Vouchers and Management of Budget Funds for the Year Ended 31 March, 2009 (August 2010);
- the Comptroller General's Review of Employee Overtime for the Period April 1, 2008 to March 31, 2010 (December 2010);
- the Chief Financial Officer's record of overtime worked (July 2010);
- the Auditor General's Management Letter for the House of Assembly for the Period Ended March 31, 2010 (November 2010);
- the Code of Conduct for Officers and Staff of the House of Assembly in compliance with paragraph 23(7)(h) of the *House of Assembly Accountability, Integrity And Administration Act*;
- the Auditor General's planning documents relating to audits carried out pursuant to Sections 23 and 43 of the *Act* (July 20, 2010) and
- the planning document of the Auditor General for the Annual Audit of the House of Assembly for the year ending 31 March, 2011.



Bob Ridgley
Chair of Audit Committee
April 8, 2011




FIFTH REPORT
OF
THE AUDIT COMMITTEE
TO
THE HOUSE OF ASSEMBLY MANAGEMENT COMMISSION
PURSUANT TO
PARAGRAPH 23 (8) (c)
OF THE
HOUSE OF ASSEMBLY ACCOUNTABILITY, INTEGRITY AND
ADMINISTRATION ACT

ADDENDUM

May 26, 2011

At their meeting of April 6, 2011 the Committee reviewed the Report of the Auditor General carried out in accordance with Section 43 of the *House Of Assembly Accountability, Integrity And Administration Act*. The Committee note that the Auditor General reports that for the period 10 October 2007 to 30 September 2010 the Assembly, including its statutory offices, was in compliance with the criteria established by subsection 43(9) of the legislation. The Auditor General reports that in his opinion there are no factors or circumstances relating to the expenditure of public money which should be identified and commented on as part of the audit function.

A handwritten signature in black ink, appearing to read 'Bob Ridgley', written over a horizontal line.

Bob Ridgley, MHA
Chair
Audit Committee

May 26, 2011



*HOUSE OF ASSEMBLY
NEWFOUNDLAND & LABRADOR*

Appendix F

Financial Information & Management Certification

31 March 2012

**HOUSE OF ASSEMBLY
AND ITS STATUTORY OFFICES**

**FINANCIAL INFORMATION
AND
MANAGEMENT CERTIFICATION**

31 MARCH 2012

**HOUSE OF ASSEMBLY
AND ITS STATUTORY OFFICES**

FINANCIAL INFORMATION

31 MARCH 2012



OFFICE OF THE AUDITOR GENERAL
St. John's, Newfoundland and Labrador

AUDITOR'S REPORT

To the Members of the House of Assembly Management Commission
Province of Newfoundland and Labrador

I have audited the financial information of the House of Assembly and its statutory offices (the Assembly), which comprises the schedule of assets and liabilities as at 31 March 2012, and the schedule of expenditure and related revenue, and schedule of gross expenditure and unexpended balances for the year then ended, and a summary of significant accounting policies and other explanatory information. The financial information has been prepared by management of the Assembly to comply with the requirements of the *House of Assembly Accountability, Integrity and Administration Act* (the *Act*).

I have also audited, in accordance with section 43(6)(b) of the *Act*, the expenses incurred by the Assembly to determine whether they were in accordance with the policies of the House of Assembly Management Commission and, where applicable, the policies of the Executive Branch of Government.

As well, I have audited, in accordance with section 43(6)(c) of the *Act*, the Clerk of the House of Assembly's assessment of the effectiveness of the Assembly's internal controls as at 31 March 2012.

Management's Responsibility for the Financial Information

The Assembly's management is responsible for the preparation of this financial information in accordance with the accounting policies disclosed in Note 1 and for such internal control as management determines is necessary to enable the preparation of financial information that is free from material misstatement, whether due to fraud or error.

Auditor's Responsibility

My responsibility is to express an opinion on this financial information based on my audit. I conducted my audit in accordance with Canadian generally accepted auditing standards. Those standards require that I comply with ethical requirements and plan and perform the audit to obtain reasonable assurance about whether the financial information is free from material misstatement.

AUDITOR'S REPORT (cont.)

An audit involves performing procedures to obtain audit evidence about the amounts and disclosures in the financial information. The procedures selected depend on the auditor's judgment, including the assessment of the risks of material misstatement of the financial information, whether due to fraud or error. In making those risk assessments, the auditor considers internal control relevant to the entity's preparation of the financial information in order to design audit procedures that are appropriate in the circumstances, but not typically for the purpose of expressing an opinion on the effectiveness of the entity's internal control. An audit also includes evaluating the appropriateness of accounting policies used and the reasonableness of accounting estimates made by management, as well as evaluating the overall presentation of the financial information.

I believe that the audit evidence I have obtained in all areas of responsibility is sufficient and appropriate to provide a basis for my audit opinion.

The Assembly's internal control over financial reporting is a process designed to provide reasonable assurance regarding the reliability of financial reporting and the preparation of financial information. The Assembly's internal control over financial reporting includes those policies and procedures that: (1) pertain to the maintenance of records that, in reasonable detail, accurately and fairly reflect the transactions and dispositions of the assets of the Assembly; (2) provide reasonable assurance that transactions are recorded as necessary to permit preparation of financial information in accordance with the accounting policies disclosed in the financial information, and that receipts and expenditures of the Assembly are being made only in accordance with proper authorizations; and (3) provide reasonable assurance regarding prevention or timely detection of unauthorized acquisition, use, or disposition of the Assembly's assets that could have a material effect on the financial information.

Because of its inherent limitations, internal control over financial reporting may not prevent or detect misstatements. Also, projections of any evaluation of effectiveness to future periods are subject to the risk that controls may become inadequate because of changes in conditions, or that the degree of compliance with the policies or procedures may deteriorate.

Opinion

In my opinion, the financial information of the Assembly for the year ended 31 March 2012 is prepared, in all material respects, in accordance with the accounting policies disclosed in Note 1.

Also, in my opinion, the expenses incurred by the Assembly were in accordance with the policies of the House of Assembly Management Commission which were in place during the year and, where applicable, the policies of the Executive Branch of Government.

AUDITOR'S REPORT (cont.)

As well, in my opinion, the Clerk's assessment of internal controls over financial reporting at the Assembly as at 31 March 2012, was fairly stated and the internal controls over financial reporting at the Assembly were operating effectively, in all material respects, as at that date.

Basis of Accounting

Without modifying my opinion, I draw attention to Note 1 to the financial information, which describes the basis of accounting. The financial information is prepared to assist the House of Assembly Management Commission to comply with the requirements of the *House of Assembly Accountability, Integrity and Administration Act*. As a result, the financial information may not be suitable for another purpose.

A handwritten signature in black ink, appearing to read 'Terry Paddon', with a long horizontal line extending to the right.

TERRY PADDON, CA
Auditor General

27 August 2012
St. John's, Newfoundland and Labrador

**HOUSE OF ASSEMBLY AND ITS STATUTORY OFFICES
 PROVINCE OF NEWFOUNDLAND AND LABRADOR
 SCHEDULE OF ASSETS AND LIABILITIES**

31 March

2012

2011

(Note 9)

ASSETS

Cash held in trust (Note 2)	\$ 8,307	\$ 1,047
Accounts receivable (Note 3)	517,101	641,588
Prepaid expenses (Note 4)	58,997	56,675
Tangible capital assets (Note 5)	612,385	449,173
Total assets	\$ 1,196,790	\$ 1,148,483

LIABILITIES



Accounts payable	\$ 44,839	\$ 73,064
Accrued payroll	200,788	125,711
Accrued paid and annual leave	1,596,740	1,530,103
Accrued overtime	327,972	281,773
Accrued severance pay (Note 6)	3,958,264	4,160,169
Trust liability (Note 2)	8,307	1,047
Total liabilities	\$ 6,136,910	\$ 6,171,867

Pensions and Group Health and Life Insurance Benefits (Note 7)

Commitments (Note 8)

See accompanying notes

Signed on behalf of the House of Assembly
 Management Commission:

	
Chair of the House of Assembly Management Commission	Member of the House of Assembly Management Commission

HOUSE OF ASSEMBLY AND ITS STATUTORY OFFICES
PROVINCE OF NEWFOUNDLAND AND LABRADOR
SCHEDULE OF EXPENDITURE AND RELATED REVENUE
For the Year Ended 31 March 2012

	<u>Actual</u>	<u>Estimates</u>	
		<u>Amended</u>	<u>Original</u>
HOUSE OF ASSEMBLY			
Administrative Support			
Salaries	\$ 1,840,556	\$ 1,840,800	\$ 1,921,400
Employee benefits	6,444	6,900	7,000
Transportation and communications	48,756	63,500	69,800
Supplies	44,868	46,200	46,200
Professional services	186,119	186,200	220,000
Purchased services	72,927	73,500	112,000
Property, furnishings and equipment	161,848	164,700	180,000
	2,361,518	2,381,800	2,556,400
Revenue - Provincial	(1,169)	-	-
Total: Administrative Support	2,360,349	2,381,800	2,556,400
Legislative Library and Records Management			
Salaries	729,505	730,700	731,000
Employee benefits	3,190	3,700	3,700
Transportation and communications	8,455	9,700	16,700
Supplies	47,824	59,400	59,400
Professional services	-	200	7,200
Purchased services	22,160	23,900	17,900
Total: Legislative Library and Records Management	811,134	827,600	835,900
Hansard and the Broadcast Centre			
Salaries	638,820	640,100	654,100
Employee benefits	1,100	1,100	1,500
Transportation and communications	7,916	9,000	14,000
Supplies	5,590	9,000	9,000
Professional services	18,200	18,200	25,000
Purchased services	159,961	184,600	301,700
Property, furnishings and equipment	226,659	236,300	25,000
Total: Hansard and the Broadcast Centre	1,058,246	1,098,300	1,030,300

HOUSE OF ASSEMBLY AND ITS STATUTORY OFFICES
PROVINCE OF NEWFOUNDLAND AND LABRADOR
SCHEDULE OF EXPENDITURE AND RELATED REVENUE
For the Year Ended 31 March 2012

	<u>Actual</u>	<u>Estimates</u>	
		<u>Amended</u>	<u>Original</u>
HOUSE OF ASSEMBLY (cont.)			
Members' Resources			
Salaries	7,045,840	7,051,200	6,174,400
Transportation and communications	14,565	14,800	5,000
Purchased services	15,969	17,100	10,000
Allowances and assistance	1,584,229	2,729,000	2,829,000
	8,660,603	9,812,100	9,018,400
Revenue - Provincial	(158,279)	-	-
Total: Members' Resources	8,502,324	9,812,100	9,018,400
House Operations			
Salaries	297,717	297,800	311,700
Employee benefits	2,750	3,500	9,900
Transportation and communications	47,062	51,600	145,600
Supplies	15,364	18,000	20,500
Professional services	240	900	3,900
Purchased services	35,772	39,000	47,000
Property, furnishings and equipment	780	1,700	1,700
Grants and subsidies	13,267	13,300	13,300
Total: House Operations	412,952	425,800	553,600
Government Members Caucus			
Salaries	715,581	717,200	718,300
Employee benefits	1,004	1,900	2,000
Transportation and communications	22,783	33,200	33,600
Supplies	6,459	13,700	14,100
Purchased services	10,845	11,300	11,500
Property, furnishings and equipment	2,172	4,200	4,400
Grants and subsidies	49,616	49,700	53,300
Total: Government Members Caucus	808,460	831,200	837,200

HOUSE OF ASSEMBLY AND ITS STATUTORY OFFICES
PROVINCE OF NEWFOUNDLAND AND LABRADOR
SCHEDULE OF EXPENDITURE AND RELATED REVENUE
For the Year Ended 31 March 2012

	<u>Actual</u>	<u>Estimates</u>	
		<u>Amended</u>	<u>Original</u>
HOUSE OF ASSEMBLY (cont.)			
Official Opposition Caucus			
Salaries	782,260	802,900	718,300
Employee benefits	4,857	4,900	1,600
Transportation and communications	64,433	66,200	67,000
Supplies	10,439	10,700	16,600
Purchased services	35,351	35,700	16,600
Property, furnishings and equipment	4,591	4,800	3,700
Grants and subsidies	10,136	10,200	10,200
Total: Official Opposition Caucus	912,067	935,400	834,000
Third Party Caucus			
Salaries	400,630	401,600	349,500
Employee benefits	849	900	800
Transportation and communications	19,613	22,600	22,200
Supplies	7,129	8,000	7,800
Purchased services	3,621	5,100	5,000
Property, furnishings and equipment	1,775	2,000	1,800
Grants and subsidies	10,136	10,200	10,200
Total: Third Party Caucus	443,753	450,400	397,300
TOTAL: HOUSE OF ASSEMBLY	15,309,285	16,762,600	16,063,100
OFFICE OF THE CHIEF ELECTORAL OFFICER			
Salaries	3,029,594	3,029,600	3,319,500
Employee benefits	3,652	5,000	5,000
Transportation and communications	635,842	643,200	720,200
Supplies	66,735	69,600	69,600
Professional services	55,658	62,000	65,000
Purchased services	903,821	911,800	992,800
Property, furnishings and equipment	48,826	49,000	69,500
Grants and subsidies	539,819	540,000	450,000
	5,283,947	5,310,200	5,691,600
Revenue - Provincial	(1,115)	-	-
Total: Office of the Chief Electoral Officer	5,282,832	5,310,200	5,691,600

HOUSE OF ASSEMBLY AND ITS STATUTORY OFFICES
PROVINCE OF NEWFOUNDLAND AND LABRADOR
SCHEDULE OF EXPENDITURE AND RELATED REVENUE
For the Year Ended 31 March 2012

	<u>Actual</u>	<u>Estimates</u>	
		<u>Amended</u>	<u>Original</u>
OFFICE OF THE CITIZENS' REPRESENTATIVE			
Salaries	629,666	629,800	617,800
Employee benefits	2,922	4,000	4,000
Transportation and communications	28,595	34,200	64,200
Supplies	3,618	7,000	10,000
Professional services	18,665	39,000	50,000
Purchased services	100,010	103,500	92,500
Property, furnishings and equipment	2,753	5,000	5,000
Total: Office of the Citizens' Representative	786,229	822,500	843,500
OFFICE OF THE CHILD AND YOUTH ADVOCATE			
Salaries	1,000,089	1,000,100	993,900
Employee benefits	3,299	5,000	5,000
Transportation and communications	34,760	48,200	85,000
Supplies	15,040	15,100	10,000
Professional services	20,088	30,000	30,000
Purchased services	169,804	183,300	203,300
Property, furnishings and equipment	6,794	7,200	5,000
Total: Office of the Child and Youth Advocate	1,249,874	1,288,900	1,332,200
OFFICE OF THE INFORMATION AND PRIVACY COMMISSIONER			
Salaries	954,618	955,200	887,200
Employee benefits	8,215	8,800	18,800
Transportation and communications	39,842	44,700	79,700
Supplies	13,042	16,300	16,300
Professional services	75,373	95,000	95,000
Purchased services	89,286	92,400	102,400
Property, furnishings and equipment	14,960	15,000	5,000
Total: Office of the Information and Privacy Commissioner	1,195,336	1,227,400	1,204,400
TOTAL: HOUSE OF ASSEMBLY AND ITS STATUTORY OFFICES	\$ 23,823,556	\$ 25,411,600	\$ 25,134,800

See accompanying notes

**HOUSE OF ASSEMBLY AND ITS STATUTORY OFFICES
PROVINCE OF NEWFOUNDLAND AND LABRADOR
SCHEDULE OF GROSS EXPENDITURE AND UNEXPENDED BALANCES
For the Year Ended 31 March 2012**

Original estimates (net)	\$ 25,134,800
<u>Add back revenue estimates net of transfers and statutory payments</u>	<u>276,800</u>
Original estimates of expenditure	25,411,600
<u>Supplementary supply</u>	<u>-</u>
<u>Total appropriation</u>	<u>25,411,600</u>
Total net expenditure	23,823,556
<u>Add revenues</u>	<u>160,563</u>
<u>Total gross expenditure</u>	<u>23,984,119</u>
<u>Unexpended balance of appropriation</u>	<u>\$ 1,427,481</u>

See accompanying notes

HOUSE OF ASSEMBLY AND ITS STATUTORY OFFICES
PROVINCE OF NEWFOUNDLAND AND LABRADOR
NOTES TO FINANCIAL INFORMATION
31 March 2012

Authority, nature of operations and basis of consolidation

The House of Assembly of Newfoundland and Labrador consists of 48 Members each of whom has been elected by the voters in the Provincial district which they represent. The House of Assembly in conjunction with the Lieutenant-Governor is known as the Legislature and its main role is to be the official law maker for all Provincial legislation. The Assembly debates draft legislation, estimates etc. and approves legislation or amendments for signature by the Lieutenant-Governor (Royal Assent).

This financial information reflects the financial operations of the House of Assembly and its Statutory Offices, as defined by the *House of Assembly Accountability, Integrity and Administration Act*. This financial information does not include the financial information of the Office of the Auditor General, which is another Statutory Office of the House of Assembly. The financial information of the Office of the Auditor General is audited by an independent firm of public accountants and presented under separate cover.

1. Summary of significant accounting policies

The Schedule of Assets and Liabilities has been prepared on the accrual basis of accounting, consistent with the basis of accounting used in the preparation of the Consolidated Revenue Fund financial statements of the Province of Newfoundland and Labrador.

The Schedule of Expenditure and Related Revenue and the Schedule of Gross Expenditure and Unexpended Balances have been prepared on the modified cash basis of accounting, consistent with the basis of accounting used in the preparation of the Report on the Program Expenditures and Revenues of the Consolidated Revenue Fund. In addition to the actual expenditure and related revenue for the year, for information purposes, the Schedule of Expenditure and Related Revenue includes the original and amended estimates for the House of Assembly and its Statutory Offices.

The accounting policies are also consistent with those used in the preparation of the Consolidated Revenue Fund financial statements except that this financial information does not include a provision for accumulating non-vesting sick leave benefits and non-vesting severance benefits.

2. Cash held in trust

The \$8,307 (2011 - \$1,047) in cash held in trust is held by the Office of the Chief Electoral Officer. There is a corresponding liability for this amount. These monies were deposited by candidates in General Elections and in by-elections from funds provided to the candidates in support of their respective election campaigns. Excess funds that exceed the campaign limits per the *Elections Act, 1991* are held in trust until the next Provincial general election.

Candidates' nomination fees of \$200 per candidate are held until candidates file papers to have these fees reimbursed.

HOUSE OF ASSEMBLY AND ITS STATUTORY OFFICES
PROVINCE OF NEWFOUNDLAND AND LABRADOR
NOTES TO FINANCIAL INFORMATION
31 March 2012

3. Accounts receivable

	<u>2012</u>	<u>2011</u>
Due from Judgment Enforcements		
- former Members of the House of Assembly	\$ 503,611	\$ 608,392
Other amounts due from Judgment Enforcements	2,602,795	2,443,973
Double billings - former Members of the House of Assembly	-	7,661
Miscellaneous amounts	13,490	25,535
	3,119,896	3,085,561
Less: allowance for doubtful accounts	2,602,795	2,443,973
Total accounts receivable	\$ 517,101	\$ 641,588

The accounts receivable and the related allowance for doubtful accounts for amounts due from Judgment Enforcements - former Members of the House of Assembly and Other amounts due from Judgment Enforcements were provided by the Office of the Comptroller General.

4. Prepaid expenses

	<u>2012</u>	<u>2011</u>
Prepaid expenses consists of:		
Memberships and subscriptions	\$ 44,284	\$ 44,838
Training and development	7,142	6,267
Travel and other	7,571	5,570
Total prepaid expenses	\$ 58,997	\$ 56,675

5. Tangible capital assets

	<u>2012</u>			<u>2011</u>
	<u>Original</u>	<u>Accumulated</u>	<u>Net Book</u>	<u>Net Book</u>
	<u>Cost</u>	<u>Amortization</u>	<u>Value</u>	<u>Value</u>
Furniture and equipment	\$ 682,581	\$ 320,226	\$ 362,355	\$ 449,173
Work in progress	250,030	-	250,030	-
Total tangible capital assets	\$ 932,611	\$ 320,226	\$ 612,385	\$ 449,173

Furniture and equipment are amortized over a 10 year period. Work in progress is considered to be a tangible capital asset; however, it is not amortized as it is not yet available for use. Upon installation, these assets will be recorded in the appropriate category.

HOUSE OF ASSEMBLY AND ITS STATUTORY OFFICES
PROVINCE OF NEWFOUNDLAND AND LABRADOR
NOTES TO FINANCIAL INFORMATION
31 March 2012

6. Accrued severance pay

The liability for severance pay in the amount of \$3,958,264 (2011 - \$4,160,169) is reported on the accrual basis of accounting on the Schedule of Assets and Liabilities and is calculated based on years of service and current salary levels.

Members of the House of Assembly are eligible for severance pay when they cease to be Members. Severance pay for Members is based on one month's basic indemnity for each year of service and is prorated for part of the year's service. Minimum severance for Members is three months pay, while maximum is twelve months pay.

Severance pay for political support staff is based on the nature of the termination of employment. Entitlement to severance pay vests with one year or more of uninterrupted service. No provision has been made in this financial information for severance pay for political support staff with less than one year of uninterrupted service. Political support staff who have their employment terminated, are entitled to severance pay equal to one month's salary for each year of service. Minimum severance is three months pay, while maximum is twelve months pay. Political support staff who voluntarily resign their positions are entitled to one week's pay for each year of service up to a maximum of twenty weeks.

Severance pay vests with other employees after nine years of uninterrupted service, and accordingly, no provision has been made in this financial information for employees who have less than nine years of uninterrupted service with the Province. Severance pay, at the rate of one week's pay for each year of service up to a maximum of twenty weeks pay, is payable when the employee ceases employment with the Province.

7. Pensions and Group Health and Life Insurance Benefits

Members participate in the Members of the House of Assembly Pension Plan (MHA Pension Plan), as defined by the *Members of the House of Assembly Retiring Allowances Act*. Members who were contributing to another private or employer related pension plan may opt out of the MHA Pension Plan for their first General Assembly provided the decision is made prior to the first payment of salary. The Members are required to participate in the MHA Pension Plan upon subsequent re-election.

The staff of the House of Assembly and Statutory Offices participate in the Public Service Pension Plan (PSPP), as defined by the *Public Service Pension Act, 1991*, or the Government Money Purchase Pension Plan (GMPP).

Amounts are paid out of the Consolidated Revenue Fund (CRF) to match the pension contributions of Members and staff who participate in the PSPP or the MHA Pension Plan. Amounts are also paid out of the CRF to generally match the pension contributions of staff who participate in the GMPP. These amounts are costs of the Province of Newfoundland and Labrador, and are not reflected in this financial information as costs of the House of Assembly and its Statutory Offices.

**HOUSE OF ASSEMBLY AND ITS STATUTORY OFFICES
PROVINCE OF NEWFOUNDLAND AND LABRADOR
NOTES TO FINANCIAL INFORMATION
31 March 2012**

7. Pensions and Group Health and Life Insurance Benefits (cont.)

Under the *Pensions Funding Act*, the Province is responsible for liabilities for the cost of future pensions in excess of the contributions made by employees, other plan participants and employers. Any unfunded pension liabilities relating to the Members or staff of the House of Assembly and Statutory Offices are liabilities of the Province and are not reflected in this financial information.

All retired employees and Members of the Legislature who participate in the MHA Pension Plan or the PSPP are eligible to participate in the Province's Group Health and Life Insurance Program. Amounts are paid out of the CRF to match the amounts deducted from those who participate in this program. These amounts are costs of the Province of Newfoundland and Labrador and are not reflected in this financial information.

The Province is responsible for any liability relating to the group health and life insurance program. Any unfunded liabilities relating to the Members or staff of the House of Assembly and Statutory Offices are liabilities of the Province and are not reflected in this financial information.

Details regarding the MHA Pension Plan, the PSPP, the GMPP and the Group, Health and Life Insurance Program are outlined in the Public Accounts of the Province of Newfoundland and Labrador, Volumes I and II.

8. Commitments

The House of Assembly and its Statutory Offices have outstanding commitments in the amount of \$1,609,783 relating to the lease of office accommodations. The schedule of payments related to these leases for the next five years is as follows:

2013	\$ 434,014
2014	388,825
2015	281,364
2016	225,506
2017	130,112

9. Prior period adjustment

The tangible capital assets net book value as at 31 March 2011 has been increased from \$406,710 to \$449,173 to include a portable camera system not previously reflected in the financial information. This adjustment has been applied retroactively with restatement. The comparative figures for 31 March 2011 have been revised to reflect the impact of this prior period adjustment.

10. Income taxes

The House of Assembly and its Statutory Offices are not subject to Provincial or Federal income taxes.

**HOUSE OF ASSEMBLY
AND ITS STATUTORY OFFICES
MANAGEMENT CERTIFICATION**

31 MARCH 2012




MANAGEMENT CERTIFICATION
HOUSE OF ASSEMBLY – MARCH 31, 2012

Pursuant to Paragraph 28(3)(l) of the *House of Assembly Accountability, Integrity and Administration Act*,

I, **William MacKenzie**, Clerk of the House of Assembly of Newfoundland and Labrador, certify that:

1. I have reviewed the financial information of the House of Assembly and Statutory Offices, as defined in the *House of Assembly Accountability, Integrity and Administration Act*, for the period ending March 31, 2012;
2. Based on my knowledge, the financial information does not contain any untrue statement of a material fact or omit to state a material fact required to be stated or that is necessary to make a statement not misleading in light of the circumstances under which it was made, with respect to the period covered by the financial information;
3. Based on my knowledge, the annual financial information presents in all material respects the results of transactions at the House of Assembly and Statutory Offices as defined in the *House of Assembly Accountability, Integrity and Administration Act*, as of the date and for the periods presented;
4. I am responsible for establishing and maintaining disclosure controls and procedures and internal control over financial reporting for the House of Assembly and Statutory Offices as defined in the *House of Assembly Accountability, Integrity and Administration Act*, and I have:
 - (a) designed such disclosure controls and procedures, or caused them to be designed under my supervision, to provide reasonable assurance that material information relating to the House of Assembly and Statutory Offices, as defined in the *House of Assembly Accountability, Integrity and Administration Act*, is made known to me by others, particularly during the period in which the financial information is being prepared;
 - (b) designed such internal control over financial reporting, or caused it to be designed under my supervision, to provide reasonable assurance regarding the reliability of financial reporting and the preparation of financial information in accordance with the required policies;
 - (c) evaluated the effectiveness of the disclosure controls and procedures as of March 31, 2012 and am satisfied with the effectiveness based on such evaluation; and
 - (d) evaluated the effectiveness of the internal control over financial reporting as of March 31, 2012 and am satisfied with the effectiveness based on such evaluation.


Clerk of the House of Assembly

2012. 06. 11.
Date



*HOUSE OF ASSEMBLY
NEWFOUNDLAND & LABRADOR*

Appendix G

Report on Recommendations by the Auditor General



Office of the Auditor General of Newfoundland and Labrador

Head Office

15 Dundee Ave., Mount Pearl
Box 8700 ♦ St. John's, NL ♦ A1B 4J6
T: 709-729-2695 ♦ F: 709-729-5970
Email: oagmail@oag.nl.ca

Auditor General

Terry Paddon, CA
T: 709-729-2700

Regional Office

1 Union St., Corner Brook
Box 2006 ♦ Corner Brook, NL ♦ A2H 6J8
T: 709-637-2295 ♦ F: 709-637-2595

10 December 2012

Ref: DP02-F4212

The Honourable Ross Wiseman, MHA
Chair of the House of Assembly
Management Commission
House of Assembly
P.O. Box 8700
St. John's, Newfoundland and Labrador
A1B 4J6

Dear Sir:

In accordance with Section 43 of the *House of Assembly Accountability, Integrity and Administration Act* (the *Act*), I have performed the audit of the House of Assembly and its Statutory Offices for the year ended 31 March 2012. Section 43 of the *Act* requires that the audit consist of:

- an opinion on whether the accounts were fairly presented in accordance with the accounting policies noted;
- an opinion on whether the expenses incurred were in accordance with the policies of the House of Assembly Management Commission and, where applicable, the policies of the Executive Branch of Government; and
- an opinion on whether the Clerk of the House of Assembly's assessment of the effectiveness of internal controls was fairly stated and whether the internal controls were operating effectively.

Enclosed is a management letter outlining the observations and recommendations relating to matters that have come to my attention as a result of the audit. The letter now contains the response you provided on each of the issues raised.

Please do not hesitate to contact me if you wish to discuss this matter further.

Yours truly,

A handwritten signature in black ink, appearing to read 'Terry Paddon', with a long horizontal line extending to the right.

TERRY PADDON, CA
Auditor General

Enclosure

c.c. Ms. Sandra Barnes
Clerk of the House of Assembly



Office of the Auditor General of Newfoundland and Labrador

Head Office

15 Dundee Ave., Mount Pearl
Box 8700 ♦ St. John's, NL ♦ A1B 4J6
T: 709-729-2695 ♦ F: 709-729-5970
Email: oagmail@oag.nl.ca

Auditor General

Terry Paddon, CA
T: 709-729-2700

Regional Office

1 Union St., Corner Brook
Box 2006 ♦ Corner Brook, NL ♦ A2H 6J8
T: 709-637-2295 ♦ F: 709-637-2595

10 December 2012

Ref: DP02-F4212

The Honourable Ross Wiseman, MHA
Chair of the House of Assembly
Management Commission
House of Assembly
P.O. Box 8700
St. John's, Newfoundland and Labrador
A1B 4J6

Dear Sir:

In accordance with Section 43 of the *House of Assembly Accountability, Integrity and Administration Act* (the *Act*), I have performed the audit of the House of Assembly and its Statutory Offices for the year ended 31 March 2012. Section 43 of the *Act* requires that the audit consist of:

- an opinion on whether the accounts were fairly presented in accordance with the accounting policies noted;
- an opinion on whether the expenses incurred were in accordance with the policies of the House of Assembly Management Commission and, where applicable, the policies of the Executive Branch of Government; and
- an opinion on whether the Clerk of the House of Assembly's assessment of the effectiveness of internal controls was fairly stated and whether the internal controls were operating effectively.

Canadian generally accepted auditing standards

My audit of the House of Assembly was performed in accordance with Canadian generally accepted auditing standards. Canadian generally accepted auditing standards require that an audit be designed to provide reasonable assurance that the information taken as a whole is free of material misstatement. Reasonable assurance is a concept relating to the accumulation of the audit evidence necessary for the auditor to conclude that there is no material misstatement in the information taken as a whole. Reasonable assurance relates to the whole audit process.

The concept of materiality recognizes that some matters, either individually or in the aggregate, are considered important or critical to those making a decision relating to the financial information or the reliability of a system of control. If an error in the financial information or a weakness in the system of control is significant enough to change or influence the decision of the informed decision maker, a material error or weakness is deemed to have occurred. Below this threshold, any errors or weaknesses are regarded as immaterial. Errors or weaknesses may arise from a number of causes such as fraud or error, departures from accounting policies, inappropriate estimates, non-compliance with policy directives or less than adequate disclosure.

My Audit of the House of Assembly and its Statutory Offices

As part of my audit, I must review and consider any additional work performed by others in relation to the system of internal control. During the year ended 31 March 2012, the firm of Grant Thornton was engaged to assist the Clerk in completing the annual Management Certification and the Office of the Comptroller General continued to perform a number of reviews of the systems, files and supporting documentation. The comments and recommendations of both Grant Thornton and the Office of the Comptroller General should continue to be considered by the Management Commission and the Clerk in an effort to strengthen the system of control in the future. My findings and recommendations included in this letter are in addition to those reported by both Grant Thornton and the Office of the Comptroller General.

The following observations and recommendations relate to matters that have come to my attention as a result of my audit of the House of Assembly and its Statutory Offices for the year ended 31 March 2012. The issues raised did not preclude me from expressing my opinion on the financial information, whether the expenses incurred were in compliance with policies and whether the Clerk's assessment of the system of internal control was fairly stated. These issues have been discussed with officials of the House of Assembly during our audit and are provided for your information to assist you and your officials in the administration of the House of Assembly.

Creation of purchase orders

As part of our audit, we selected a sample of 42 purchases of various goods and services to agree to supporting documentation and to determine whether it was properly authorized. During this testing, we noted one purchase of \$225,948 from Canada Post Corporation by the Office of the Chief Electoral Officer which did not have a purchase order. The completion of purchase orders prior to the placement of orders with vendors is a requirement under the House of Assembly's purchasing policies and decreases the risk of unauthorized purchases being made. It was noted that the Chief Electoral Officer entered into a contract with Canada Post Corporation prior to the services being provided.

Recommendation

The House of Assembly should ensure purchase orders are created and approved prior to orders being placed with vendors.

House of Assembly Response

It is the opinion of House officials that appropriate processes are in place and that every effort possible is made to ensure that the processes are followed and purchase orders are issued prior to orders being placed.

The instance was discussed with the Office of the Chief Electoral Officer (the Office) upon receipt of the invoice in October 2011. The normal process is for the Office to complete a requisition and forward to Corporate and Members' Services Division so that the necessary quotes are obtained, services are arranged and a purchase order is processed prior to the service being rendered. However, due to the nature of the sole source service, the Office entered into discussions and subsequently signed the contract with Canada Post for the printing and posting of the voter information letters and inadvertently forgot to forward the necessary requisition. It is noted that the Office had followed the necessary processes for two similar contracts.

Tangible capital assets

During our examination of expenses, we noted that broadcasting equipment in excess of the threshold for capitalizing assets was purchased during the year and was not capitalized. After discussions with officials at the House of Assembly and review of the Government's tangible capital asset policies, it was determined that the purchase met the criteria to be recorded as a tangible capital asset. In addition, as this equipment had not been installed as of the year end, it was considered work in progress. As a result, an adjustment of \$250,030 was required to increase tangible capital assets for the year ended 31 March 2012.

This adjustment was accepted and recorded by officials at the House of Assembly in the financial information for the year ended 31 March 2012.

Recommendation

The House of Assembly should review expenditures on a regular basis to identify purchases that should be recorded as tangible capital assets in accordance with Government's tangible capital asset policies.

House of Assembly Response

House officials review expenditures on a regular basis to identify purchases that should be recorded as tangible capital assets. The broadcast equipment was recorded in inventory as it was not yet in use and it was the intent to include it as a tangible capital asset as soon as it was put in use.

I express my appreciation for the cooperation and assistance extended to my staff during the audit.

Yours truly,



TERRY PADDON, CA
Auditor General

c.c. Ms. Sandra Barnes
Clerk of the House of Assembly

House of Assembly Audit Committee:
Mr. Vaughn Granter, MHA, Chair
Ms. Yvonne Jones, MHA, Member
Dr. Alex Faseruk, Member
Ms. Gail Hamilton, FCA, Member



Appendix H

Members' Salaries, Allowances & Expenses



I certify that the amounts of salaries, allowances and expenses reflected in the report in Appendix H as having been paid to or for each Member of the House of Assembly are consistent with the amounts recorded by the Comptroller General and reflected in the Public Accounts of the Province.

I certify that I have reviewed the accounts of Members as contained in Appendix H and they are an accurate reflection of the transactions related to those accounts for the 2011-2012 fiscal year.

A handwritten signature in blue ink that reads "Sandra Barnes".

Sandra Barnes
Clerk of the House of Assembly and
Secretary to the Commission



Report 1 – Compensation Paid to Members by the House of Assembly

This report covers the period from April 1, 2011 to March 31, 2012.

The total salaries and other payments were in accordance with the amounts established under the *House of Assembly Accountability, Integrity and Administration Act*.

**Compensation Paid to Members by the House of Assembly
April 1, 2011 to March 31, 2012**

(includes amounts paid to Members of the 46th and 47th General Assemblies)

Member	Member Base Salary (Note 1)	Office Holder Salary (Note 2)	Other (Note 3)	Total
Baker, Jim	\$50,979	\$0	\$25,810	\$76,789
Ball, Dwight	44,378	13,829	677	58,883
Bennett, Jim	44,378	0	0	44,378
Brazil, David	95,357	0	0	95,357
Buckingham, Ed	50,779	0	25,810	76,589
Burke, Joan	95,357	0	0	95,357
Butler, Roland	50,979	10,932	64,525	126,436
Collins, Felix	95,357	0	0	95,357
Collins, Sandy	95,357	0	0	95,357
Cornect, Tony	95,357	13,517	0	108,874
Cross, Eli	44,378	0	0	44,378
Crummell, Dan	44,378	0	0	44,378
Dalley, Derrick	95,357	0	0	95,357
Davis, Paul	95,357	0	0	95,357
Dean, Marshall	50,979	8,006	19,357	78,343
Denine, Dave	50,979	0	51,620	102,599
Dinn, John	95,157	6,120	0	101,277
Dunderdale, Kathy	95,357	0	0	95,357
Edmunds, Randy	44,378	5,927	0	50,304
Fitzgerald, Roger	50,979	36,603	77,430	165,012
Forsey, Clayton	95,357	13,517	0	108,874
French, Terry	95,357	0	0	95,357
Granter, Vaughn	95,357	0	0	95,357
Harding, Harry	50,979	0	58,072	109,052
Hedderson, Tom	95,357	0	0	95,357
Hickey, John	50,979	0	51,620	102,599
Hunter, Ray	95,357	0	0	95,357
Hutchings, Keith	94,557	0	0	94,557
Jackman, Clyde	95,357	0	0	95,357
Johnson, Charlene	95,357	0	0	95,357
Jones, Yvonne	95,357	52,096	11,842	159,295
Joyce, Eddie	44,378	5,927	0	50,304
Kelly, Darryl	50,979	8,006	25,810	84,795
Kennedy, Jerome	95,357	0	0	95,357
Kent, Steve	95,357	5,667	0	101,023

Member	Member Base Salary (Note 1)	Office Holder Salary (Note 2)	Other (Note 3)	Total
King, Darin	95,357	0	0	95,357
Kirby, Dale	44,378	0	0	44,378
Lane, Paul	44,378	0	0	44,378
Little, Glen	44,378	0	0	44,378
Littlejohn, Glenn	44,378	0	0	44,378
Loder, Terry	50,979	0	25,810	76,789
Marshall, Tom	95,357	0	0	95,357
McGrath, Nick	44,378	0	0	44,378
Michael, Lorraine	95,357	18,918	9,352	123,626
Mitchelmore, Christopher	44,378	0	0	44,378
Murphy, George	44,378	5,146	0	49,524
O'Brien, Kevin	95,357	0	0	95,357
Osborne, Sheila	49,929	0	77,430	127,359
Osborne, Tom	94,957	16,012	0	110,969
Parsons, Andrew	44,378	8,093	0	52,470
Parsons, Kelvin	50,979	16,012	77,430	144,421
Parsons, Kevin	95,357	0	0	95,357
Peach, Calvin	95,357	0	0	95,357
Perry, Tracey	95,357	0	0	95,357
Pollard, Kevin	95,357	0	0	95,357
Pottle, Patricia	50,979	0	25,810	76,789
Ridgley, Bob	50,779	0	51,620	102,399
Rogers, Gerry	44,378	5,303	0	49,680
Russell, Keith	44,378	0	0	44,378
Skinner, Shawn	50,979	0	51,620	102,599
Sullivan, Susan	95,357	0	0	95,357
Verge, Wade	95,357	11,333	0	106,690
Wiseman, Ross	95,357	22,669	4,285	122,311
Young, Wallace	50,979	0	64,525	115,504
Totals	\$4,574,278	\$283,631	\$800,455	\$5,658,364

Note 1: Paid in accordance with the amounts established under section 11 of the *House of Assembly Accountability, Integrity and Administration Act*.

Note 2: Paid in accordance with the amounts established under section 12 of the *House of Assembly Accountability, Integrity and Administration Act*.

Note 3: Includes payments for severance, committee per diems, car allowances and gas.



Report 2 – Member Accountability and Disclosure Reports

This report covers the period from April 1, 2011 to March 31, 2012. The column entitled “Expenditures Processed to Date” details all the expenditures for the reporting period.

These expenditures are authorized under the *Members’ Resources and Allowances Rules*.



House of Assembly
Newfoundland and Labrador
Member Accountability and Disclosure Report
Expenditures Summarized by Category
01-Apr-11 to 31-Mar-12

BAKER, JIM, MHA

Allowance Category	Expenditure Limit for Fiscal Year 2011/12 (Net of HST)	Expenditures Processed 01-Apr-11 to 31-Mar-12 (Net of HST)	Expenditures Year to Date 01-Apr-11 to 31-Mar-12 (Net of HST)	Funds Available (Net of HST)	Percent Expended to Date
Office Allowances					
Office Accommodations	6,195.00	0.00	0.00	6,195.00	0.0%
Rental of Short-term Accommodations	352.00	0.00	0.00	352.00	0.0%
Office Start-up Costs	--	0.00	0.00	--	--
Office Operations	7,035.00	794.00	794.00	6,241.00	11.3%
Total Office Allowances		794.00	794.00		
Operational Resources					
Operational Resources	--	1,586.05	1,586.05	--	--
Total Operational Resources		1,586.05	1,586.05		
Travel & Living Allowances					
House in Session	--	10,952.82	10,952.82	--	--
House Not in Session	--	2,922.76	2,922.76	--	--
Intra & Extra-Constituency Travel	4,503.00	0.00	0.00	4,503.00	0.0%
Total Travel & Living Allowances		13,875.58	13,875.58		
Constituency Allowance					
Constituency Allowance	1,407.00	0.00	0.00	1,407.00	0.0%
Total Constituency Allowance		0.00	0.00		
Total Expenditures		16,255.63	16,255.63		

---- End of Report ----



House of Assembly
Newfoundland and Labrador
Member Accountability and Disclosure Report
Expenditures Summarized by Category
01-Apr-11 to 31-Mar-12

BALL, DWIGHT, MHA

Allowance Category	Expenditure Limit for Fiscal Year 2011/12 (Net of HST)	Expenditures Processed 01-Apr-11 to 31-Mar-12 (Net of HST)	Expenditures Year to Date 01-Apr-11 to 31-Mar-12 (Net of HST)	Funds Available (Net of HST)	Percent Expended to Date
Office Allowances					
Office Accommodations	--	7,586.63	7,586.63	--	--
Rental of Short-term Accommodations	--	0.00	0.00	--	--
Office Start-up Costs	--	217.67	217.67	--	--
Office Operations	--	5,703.74	5,703.74	--	--
Total Office Allowances		13,508.04	13,508.04		
Operational Resources					
Operational Resources	--	1,758.14	1,758.14	--	--
Total Operational Resources		1,758.14	1,758.14		
Travel & Living Allowances					
House in Session	--	5,639.30	5,639.30	--	--
House Not in Session	--	7,162.04	7,162.04	--	--
Intra & Extra-Constituency Travel	--	1,222.82	1,222.82	--	--
Total Travel & Living Allowances		14,024.16	14,024.16		
Constituency Allowance					
Constituency Allowance	--	196.40	196.40	--	--
Total Constituency Allowance		196.40	196.40		
Total Expenditures					
		29,486.74	29,486.74		

---- End of Report ----



House of Assembly
Newfoundland and Labrador
Member Accountability and Disclosure Report
Expenditures Summarized by Category
01-Apr-11 to 31-Mar-12

BENNETT, JIM, MHA

Allowance Category	Expenditure Limit for Fiscal Year 2011/12 (Net of HST)	Expenditures Processed 01-Apr-11 to 31-Mar-12 (Net of HST)	Expenditures Year to Date 01-Apr-11 to 31-Mar-12 (Net of HST)	Funds Available (Net of HST)	Percent Expended to Date
Office Allowances					
Office Accommodations	2,912.00	0.00	0.00	2,912.00	0.0%
Rental of Short-term Accommodations	312.00	0.00	0.00	312.00	0.0%
Office Start-up Costs	885.00	51.62	51.62	833.38	5.8%
Office Operations	6,239.00	3,089.06	3,089.06	3,149.94	49.5%
Total Office Allowances		3,140.68	3,140.68		
Operational Resources					
Operational Resources	--	5,535.32	5,535.32	--	--
Total Operational Resources		5,535.32	5,535.32		
Travel & Living Allowances					
House in Session	--	4,742.39	4,742.39	--	--
House Not in Session	--	9,344.12	9,344.12	--	--
Intra & Extra-Constituency Travel	5,241.00	3,643.85	3,643.85	1,597.15	69.5%
Total Travel & Living Allowances		17,730.36	17,730.36		
Constituency Allowance					
Constituency Allowance	1,248.00	255.40	255.40	992.60	20.5%
Total Constituency Allowance		255.40	255.40		
Total Expenditures		26,661.76	26,661.76		

---- End of Report ----



House of Assembly
Newfoundland and Labrador
Member Accountability and Disclosure Report
Expenditures Summarized by Category
01-Apr-11 to 31-Mar-12

BRAZIL, DAVID, MHA

Allowance Category	Expenditure Limit for Fiscal Year 2011/12 (Net of HST)	Expenditures Processed 01-Apr-11 to 31-Mar-12 (Net of HST)	Expenditures Year to Date 01-Apr-11 to 31-Mar-12 (Net of HST)	Funds Available (Net of HST)	Percent Expended to Date
Office Allowances					
Office Accommodations	6,195.00	350.00	350.00	5,845.00	5.6%
Rental of Short-term Accommodations	--	0.00	0.00	--	--
Office Start-up Costs	25.63	25.63	25.63	0.00	100.0%
Office Operations	13,274.00	9,429.20	9,429.20	3,844.80	71.0%
Total Office Allowances		9,804.83	9,804.83		
Operational Resources					
Operational Resources	--	3,146.90	3,146.90	--	--
Total Operational Resources		3,146.90	3,146.90		
Travel & Living Allowances					
House in Session	--	0.00	0.00	--	--
House Not in Session	--	0.00	0.00	--	--
Intra & Extra-Constituency Travel	8,496.00	2,125.19	2,125.19	6,370.81	25.0%
Total Travel & Living Allowances		2,125.19	2,125.19		
Constituency Allowance					
Constituency Allowance	2,655.00	2,654.34	2,654.34	0.66	100.0%
Total Constituency Allowance		2,654.34	2,654.34		
Total Expenditures		17,731.26	17,731.26		

---- End of Report ----



House of Assembly
Newfoundland and Labrador
Member Accountability and Disclosure Report
Expenditures Summarized by Category
01-Apr-11 to 31-Mar-12

BUCKINGHAM, Ed

Allowance Category	Expenditure Limit for Fiscal Year 2011/12 (Net of HST)	Expenditures Processed 01-Apr-11 to 31-Mar-12 (Net of HST)	Expenditures Year to Date 01-Apr-11 to 31-Mar-12 (Net of HST)	Funds Available (Net of HST)	Percent Expended to Date
Office Allowances					
Office Accommodations	6,195.00	0.00	0.00	6,195.00	0.0%
Rental of Short-term Accommodations	352.00	0.00	0.00	352.00	0.0%
Office Start-up Costs	--	0.00	0.00	--	--
Office Operations	7,035.00	1,528.80	1,528.80	5,506.20	21.7%
Total Office Allowances		1,528.80	1,528.80		
Operational Resources					
Operational Resources	--	1,820.36	1,820.36	--	--
Total Operational Resources		1,820.36	1,820.36		
Travel & Living Allowances					
House in Session	--	0.00	0.00	--	--
House Not in Session	--	0.00	0.00	--	--
Intra & Extra-Constituency Travel	3,518.00	8.04	8.04	3,509.96	0.2%
Total Travel & Living Allowances		8.04	8.04		
Constituency Allowance					
Constituency Allowance	1,407.00	167.02	167.02	1,239.98	11.9%
Total Constituency Allowance		167.02	167.02		
Total Expenditures		3,524.22	3,524.22		

---- End of Report ----



House of Assembly
Newfoundland and Labrador
Member Accountability and Disclosure Report
Expenditures Summarized by Category
01-Apr-11 to 31-Mar-12

BURKE, JOAN, MHA

Allowance Category	Expenditure Limit for Fiscal Year 2011/12 (Net of HST)	Expenditures Processed 01-Apr-11 to 31-Mar-12 (Net of HST)	Expenditures Year to Date 01-Apr-11 to 31-Mar-12 (Net of HST)	Funds Available (Net of HST)	Percent Expended to Date
Office Allowances					
Office Accommodations	6,195.00	0.00	0.00	6,195.00	0.0%
Rental of Short-term Accommodations	664.00	0.00	0.00	664.00	0.0%
Office Start-up Costs	--	0.00	0.00	--	--
Office Operations	13,274.00	6,013.33	6,013.33	7,260.67	45.3%
Total Office Allowances		6,013.33	6,013.33		
Operational Resources					
Operational Resources	--	4,167.36	4,167.36	--	--
Total Operational Resources		4,167.36	4,167.36		
Travel & Living Allowances					
House in Session	--	10,956.26	10,956.26	--	--
House Not in Session	--	0.00	0.00	--	--
Intra & Extra-Constituency Travel	8,496.00	2,681.91	2,681.91	5,814.09	31.6%
Total Travel & Living Allowances		13,638.17	13,638.17		
Constituency Allowance					
Constituency Allowance	2,655.00	0.00	0.00	2,655.00	0.0%
Total Constituency Allowance		0.00	0.00		
Total Expenditures		23,818.86	23,818.86		

---- End of Report ----



House of Assembly
Newfoundland and Labrador
Member Accountability and Disclosure Report
Expenditures Summarized by Category
01-Apr-11 to 31-Mar-12

BUTLER, ROLAND, MHA

Allowance Category	Expenditure Limit for Fiscal Year 2011/12 (Net of HST)	Expenditures Processed 01-Apr-11 to 31-Mar-12 (Net of HST)	Expenditures Year to Date 01-Apr-11 to 31-Mar-12 (Net of HST)	Funds Available (Net of HST)	Percent Expended to Date
Office Allowances					
Office Accommodations	10,285.00	5,667.76	5,667.76	4,617.24	55.1%
Rental of Short-term Accommodations	352.00	0.00	0.00	352.00	0.0%
Office Start-up Costs	--	0.00	0.00	--	--
Office Operations	7,035.00	17.96	17.96	7,017.04	0.3%
Total Office Allowances		5,685.72	5,685.72		
Operational Resources					
Operational Resources	--	1,794.61	1,794.61	--	--
Total Operational Resources		1,794.61	1,794.61		
Travel & Living Allowances					
House in Session	--	5,143.53	5,143.53	--	--
House Not in Session	--	2,747.95	2,747.95	--	--
Intra & Extra-Constituency Travel	4,503.00	279.15	279.15	4,223.85	6.2%
Total Travel & Living Allowances		8,170.63	8,170.63		
Constituency Allowance					
Constituency Allowance	1,407.00	269.68	269.68	1,137.32	19.2%
Total Constituency Allowance		269.68	269.68		
Total Expenditures					
		15,920.64	15,920.64		

---- End of Report ----



House of Assembly
Newfoundland and Labrador
Member Accountability and Disclosure Report
Expenditures Summarized by Category
01-Apr-11 to 31-Mar-12

COLLINS, FELIX, MHA

Allowance Category	Expenditure Limit for Fiscal Year 2011/12 (Net of HST)	Expenditures Processed 01-Apr-11 to 31-Mar-12 (Net of HST)	Expenditures Year to Date 01-Apr-11 to 31-Mar-12 (Net of HST)	Funds Available (Net of HST)	Percent Expended to Date
Office Allowances					
Office Accommodations	6,195.00	0.00	0.00	6,195.00	0.0%
Rental of Short-term Accommodations	664.00	0.00	0.00	664.00	0.0%
Office Start-up Costs	--	0.00	0.00	--	--
Office Operations	13,274.00	7,551.06	7,551.06	5,722.94	56.9%
Total Office Allowances		7,551.06	7,551.06		
Operational Resources					
Operational Resources	--	1,972.40	1,972.40	--	--
Total Operational Resources		1,972.40	1,972.40		
Travel & Living Allowances					
House in Session	--	129.45	129.45	--	--
House Not in Session	--	700.01	700.01	--	--
Intra & Extra-Constituency Travel	12,743.00	0.00	0.00	12,743.00	0.0%
Total Travel & Living Allowances		829.46	829.46		
Constituency Allowance					
Constituency Allowance	2,655.00	451.90	451.90	2,203.10	17.0%
Total Constituency Allowance		451.90	451.90		
Total Expenditures		10,804.82	10,804.82		

---- End of Report ----



House of Assembly
Newfoundland and Labrador
Member Accountability and Disclosure Report
Expenditures Summarized by Category
01-Apr-11 to 31-Mar-12

COLLINS, SANDY, MHA

Allowance Category	Expenditure Limit for Fiscal Year 2011/12 (Net of HST)	Expenditures Processed 01-Apr-11 to 31-Mar-12 (Net of HST)	Expenditures Year to Date 01-Apr-11 to 31-Mar-12 (Net of HST)	Funds Available (Net of HST)	Percent Expended to Date
Office Allowances					
Office Accommodations	6,195.00	6,000.00	6,000.00	195.00	96.9%
Rental of Short-term Accommodations	664.00	0.00	0.00	664.00	0.0%
Office Start-up Costs	--	0.00	0.00	--	--
Office Operations	13,274.00	4,717.49	4,717.49	8,556.51	35.5%
Total Office Allowances		10,717.49	10,717.49		
Operational Resources					
Operational Resources	--	6,372.31	6,372.31	--	--
Total Operational Resources		6,372.31	6,372.31		
Travel & Living Allowances					
House in Session	--	7,776.93	7,776.93	--	--
House Not in Session	--	5,867.54	5,867.54	--	--
Intra & Extra-Constituency Travel	11,327.00	11,012.30	11,012.30	314.70	97.2%
Total Travel & Living Allowances		24,656.77	24,656.77		
Constituency Allowance					
Constituency Allowance	2,655.00	2,145.23	2,145.23	509.77	80.8%
Total Constituency Allowance		2,145.23	2,145.23		
Total Expenditures		43,891.80	43,891.80		

---- End of Report ----



House of Assembly
Newfoundland and Labrador
Member Accountability and Disclosure Report
Expenditures Summarized by Category
01-Apr-11 to 31-Mar-12

CORNECT, TONY, MHA

Allowance Category	Expenditure Limit for Fiscal Year 2011/12 (Net of HST)	Expenditures Processed 01-Apr-11 to 31-Mar-12 (Net of HST)	Expenditures Year to Date 01-Apr-11 to 31-Mar-12 (Net of HST)	Funds Available (Net of HST)	Percent Expended to Date
Office Allowances					
Office Accommodations	11,748.00	11,748.00	11,748.00	0.00	100.0%
Rental of Short-term Accommodations	664.00	0.00	0.00	664.00	0.0%
Office Start-up Costs	--	0.00	0.00	--	--
Office Operations	13,274.00	7,765.67	7,765.67	5,508.33	58.5%
Total Office Allowances		19,513.67	19,513.67		
Operational Resources					
Operational Resources	--	4,221.17	4,221.17	--	--
Total Operational Resources		4,221.17	4,221.17		
Travel & Living Allowances					
House in Session	--	16,083.43	16,083.43	--	--
House Not in Session	--	3,298.67	3,298.67	--	--
Intra & Extra-Constituency Travel	7,522.00	3,159.32	3,159.32	4,362.68	42.0%
Total Travel & Living Allowances		22,541.42	22,541.42		
Constituency Allowance					
Constituency Allowance	2,655.00	0.00	0.00	2,655.00	0.0%
Total Constituency Allowance		0.00	0.00		
Total Expenditures		46,276.26	46,276.26		

---- End of Report ----



House of Assembly
Newfoundland and Labrador
Member Accountability and Disclosure Report
Expenditures Summarized by Category
01-Apr-11 to 31-Mar-12

CROSS, ELI, MHA

Allowance Category	Expenditure Limit for Fiscal Year 2011/12 (Net of HST)	Expenditures Processed 01-Apr-11 to 31-Mar-12 (Net of HST)	Expenditures Year to Date 01-Apr-11 to 31-Mar-12 (Net of HST)	Funds Available (Net of HST)	Percent Expended to Date
Office Allowances					
Office Accommodations	2,912.00	0.00	0.00	2,912.00	0.0%
Rental of Short-term Accommodations	312.00	0.00	0.00	312.00	0.0%
Office Start-up Costs	885.00	162.50	162.50	722.50	18.4%
Office Operations	6,239.00	1,976.51	1,976.51	4,262.49	31.7%
Total Office Allowances		2,139.01	2,139.01		
Operational Resources					
Operational Resources	--	1,159.66	1,159.66	--	--
Total Operational Resources		1,159.66	1,159.66		
Travel & Living Allowances					
House in Session	--	3,862.05	3,862.05	--	--
House Not in Session	--	5,366.96	5,366.96	--	--
Intra & Extra-Constituency Travel	5,241.00	2,684.55	2,684.55	2,556.45	51.2%
Total Travel & Living Allowances		11,913.56	11,913.56		
Constituency Allowance					
Constituency Allowance	1,248.00	126.12	126.12	1,121.88	10.1%
Total Constituency Allowance		126.12	126.12		
Total Expenditures		15,338.35	15,338.35		

---- End of Report ----



House of Assembly
Newfoundland and Labrador
Member Accountability and Disclosure Report
Expenditures Summarized by Category
01-Apr-11 to 31-Mar-12

CRUMMELL, DAN, MHA

Allowance Category	Expenditure Limit for Fiscal Year 2011/12 (Net of HST)	Expenditures Processed 01-Apr-11 to 31-Mar-12 (Net of HST)	Expenditures Year to Date 01-Apr-11 to 31-Mar-12 (Net of HST)	Funds Available (Net of HST)	Percent Expended to Date
Office Allowances					
Office Accommodations	2,912.00	0.00	0.00	2,912.00	0.0%
Rental of Short-term Accommodations	--	0.00	0.00	--	--
Office Start-up Costs	885.00	14.40	14.40	870.60	1.6%
Office Operations	6,239.00	1,647.96	1,647.96	4,591.04	26.4%
Total Office Allowances		1,662.36	1,662.36		
Operational Resources					
Operational Resources	--	1,015.26	1,015.26	--	--
Total Operational Resources		1,015.26	1,015.26		
Travel & Living Allowances					
House in Session	--	0.00	0.00	--	--
House Not in Session	--	0.00	0.00	--	--
Intra & Extra-Constituency Travel	3,119.00	0.00	0.00	3,119.00	0.0%
Total Travel & Living Allowances		0.00	0.00		
Constituency Allowance					
Constituency Allowance	1,248.00	0.00	0.00	1,248.00	0.0%
Total Constituency Allowance		0.00	0.00		
Total Expenditures		2,677.62	2,677.62		

---- End of Report ----



House of Assembly
Newfoundland and Labrador
Member Accountability and Disclosure Report
Expenditures Summarized by Category
01-Apr-11 to 31-Mar-12

DALLEY, DERRICK, MHA

Allowance Category	Expenditure Limit for Fiscal Year 2011/12 (Net of HST)	Expenditures Processed 01-Apr-11 to 31-Mar-12 (Net of HST)	Expenditures Year to Date 01-Apr-11 to 31-Mar-12 (Net of HST)	Funds Available (Net of HST)	Percent Expended to Date
Office Allowances					
Office Accommodations	12,000.00	12,000.00	12,000.00	0.00	100.0%
Rental of Short-term Accommodations	664.00	0.00	0.00	664.00	0.0%
Office Start-up Costs	--	0.00	0.00	--	--
Office Operations	13,274.00	8,009.90	8,009.90	5,264.10	60.3%
Total Office Allowances		20,009.90	20,009.90		
Operational Resources					
Operational Resources	--	6,949.52	6,949.52	--	--
Total Operational Resources		6,949.52	6,949.52		
Travel & Living Allowances					
House in Session	--	12,665.23	12,665.23	--	--
House Not in Session	--	0.00	0.00	--	--
Intra & Extra-Constituency Travel	10,885.00	5,545.38	5,545.38	5,339.62	50.9%
Total Travel & Living Allowances		18,210.61	18,210.61		
Constituency Allowance					
Constituency Allowance	2,655.00	1,576.35	1,576.35	1,078.65	59.4%
Total Constituency Allowance		1,576.35	1,576.35		
Total Expenditures		46,746.38	46,746.38		

---- End of Report ----



House of Assembly
Newfoundland and Labrador
Member Accountability and Disclosure Report
Expenditures Summarized by Category
01-Apr-11 to 31-Mar-12

DAVIS, PAUL, MHA

Allowance Category	Expenditure Limit for Fiscal Year 2011/12 (Net of HST)	Expenditures Processed 01-Apr-11 to 31-Mar-12 (Net of HST)	Expenditures Year to Date 01-Apr-11 to 31-Mar-12 (Net of HST)	Funds Available (Net of HST)	Percent Expended to Date
Office Allowances					
Office Accommodations	6,195.00	0.00	0.00	6,195.00	0.0%
Rental of Short-term Accommodations	--	0.00	0.00	--	--
Office Start-up Costs	54.97	54.97	54.97	0.00	100.0%
Office Operations	13,274.00	9,262.66	9,262.66	4,011.34	69.8%
Total Office Allowances		9,317.63	9,317.63		
Operational Resources					
Operational Resources	--	2,203.52	2,203.52	--	--
Total Operational Resources		2,203.52	2,203.52		
Travel & Living Allowances					
House in Session	--	0.00	0.00	--	--
House Not in Session	--	0.00	0.00	--	--
Intra & Extra-Constituency Travel	6,637.00	26.56	26.56	6,610.44	0.4%
Total Travel & Living Allowances		26.56	26.56		
Constituency Allowance					
Constituency Allowance	2,655.00	1,156.96	1,156.96	1,498.04	43.6%
Total Constituency Allowance		1,156.96	1,156.96		
Total Expenditures		12,704.67	12,704.67		

---- End of Report ----



House of Assembly
Newfoundland and Labrador
Member Accountability and Disclosure Report
Expenditures Summarized by Category
01-Apr-11 to 31-Mar-12

DEAN, MARSHALL, MHA

Allowance Category	Expenditure Limit for Fiscal Year 2011/12 (Net of HST)	Expenditures Processed 01-Apr-11 to 31-Mar-12 (Net of HST)	Expenditures Year to Date 01-Apr-11 to 31-Mar-12 (Net of HST)	Funds Available (Net of HST)	Percent Expended to Date
Office Allowances					
Office Accommodations	6,195.00	0.00	0.00	6,195.00	0.0%
Rental of Short-term Accommodations	352.00	0.00	0.00	352.00	0.0%
Office Start-up Costs	--	0.00	0.00	--	--
Office Operations	7,035.00	5,026.31	5,026.31	2,008.69	71.4%
Total Office Allowances		5,026.31	5,026.31		
Operational Resources					
Operational Resources	--	2,698.11	2,698.11	--	--
Total Operational Resources		2,698.11	2,698.11		
Travel & Living Allowances					
House in Session	--	9,642.17	9,642.17	--	--
House Not in Session	--	10,028.76	10,028.76	--	--
Intra & Extra-Constituency Travel	5,910.00	4,439.71	4,439.71	1,470.29	75.1%
Total Travel & Living Allowances		24,110.64	24,110.64		
Constituency Allowance					
Constituency Allowance	1,407.00	1,049.20	1,049.20	357.80	74.6%
Total Constituency Allowance		1,049.20	1,049.20		
Total Expenditures		32,884.26	32,884.26		

---- End of Report ----



House of Assembly
Newfoundland and Labrador
Member Accountability and Disclosure Report
Expenditures Summarized by Category
01-Apr-11 to 31-Mar-12

DENINE, DAVID, MHA

Allowance Category	Expenditure Limit for Fiscal Year 2011/12 (Net of HST)	Expenditures Processed 01-Apr-11 to 31-Mar-12 (Net of HST)	Expenditures Year to Date 01-Apr-11 to 31-Mar-12 (Net of HST)	Funds Available (Net of HST)	Percent Expended to Date
Office Allowances					
Office Accommodations	6,195.00	0.00	0.00	6,195.00	0.0%
Rental of Short-term Accommodations	352.00	0.00	0.00	352.00	0.0%
Office Start-up Costs	--	0.00	0.00	--	--
Office Operations	7,035.00	1,053.89	1,053.89	5,981.11	15.0%
Total Office Allowances		1,053.89	1,053.89		
Operational Resources					
Operational Resources	--	1,004.88	1,004.88	--	--
Total Operational Resources		1,004.88	1,004.88		
Travel & Living Allowances					
House in Session	--	0.00	0.00	--	--
House Not in Session	--	0.00	0.00	--	--
Intra & Extra-Constituency Travel	3,518.00	0.00	0.00	3,518.00	0.0%
Total Travel & Living Allowances		0.00	0.00		
Constituency Allowance					
Constituency Allowance	1,407.00	403.48	403.48	1,003.52	28.7%
Total Constituency Allowance		403.48	403.48		
Total Expenditures		2,462.25	2,462.25		

---- End of Report ----



House of Assembly
Newfoundland and Labrador
Member Accountability and Disclosure Report
Expenditures Summarized by Category
01-Apr-11 to 31-Mar-12

DINN, JOHN, MHA

Allowance Category	Expenditure Limit for Fiscal Year 2011/12 (Net of HST)	Expenditures Processed 01-Apr-11 to 31-Mar-12 (Net of HST)	Expenditures Year to Date 01-Apr-11 to 31-Mar-12 (Net of HST)	Funds Available (Net of HST)	Percent Expended to Date
Office Allowances					
Office Accommodations	6,195.00	0.00	0.00	6,195.00	0.0%
Rental of Short-term Accommodations	--	0.00	0.00	--	--
Office Start-up Costs	--	0.00	0.00	--	--
Office Operations	13,274.00	876.53	876.53	12,397.47	6.6%
Total Office Allowances		876.53	876.53		
Operational Resources					
Operational Resources	--	2,226.97	2,226.97	--	--
Total Operational Resources		2,226.97	2,226.97		
Travel & Living Allowances					
House in Session	--	0.00	0.00	--	--
House Not in Session	--	0.00	0.00	--	--
Intra & Extra-Constituency Travel	7,965.00	0.00	0.00	7,965.00	0.0%
Total Travel & Living Allowances		0.00	0.00		
Constituency Allowance					
Constituency Allowance	2,655.00	0.00	0.00	2,655.00	0.0%
Total Constituency Allowance		0.00	0.00		
Total Expenditures		3,103.50	3,103.50		

---- End of Report ----



House of Assembly
Newfoundland and Labrador
Member Accountability and Disclosure Report
Expenditures Summarized by Category
01-Apr-11 to 31-Mar-12

DUNDERDALE, KATHY, MHA

Allowance Category	Expenditure Limit for Fiscal Year 2011/12 (Net of HST)	Expenditures Processed 01-Apr-11 to 31-Mar-12 (Net of HST)	Expenditures Year to Date 01-Apr-11 to 31-Mar-12 (Net of HST)	Funds Available (Net of HST)	Percent Expended to Date
Office Allowances					
Office Accommodations	6,195.00	0.00	0.00	6,195.00	0.0%
Rental of Short-term Accommodations	--	0.00	0.00	--	--
Office Start-up Costs	--	0.00	0.00	--	--
Office Operations	13,274.00	0.00	0.00	13,274.00	0.0%
Total Office Allowances		0.00	0.00		
Operational Resources					
Operational Resources	--	99.69	99.69	--	--
Total Operational Resources		99.69	99.69		
Travel & Living Allowances					
House in Session	--	0.00	0.00	--	--
House Not in Session	--	0.00	0.00	--	--
Intra & Extra-Constituency Travel	6,637.00	0.00	0.00	6,637.00	0.0%
Total Travel & Living Allowances		0.00	0.00		
Constituency Allowance					
Constituency Allowance	2,655.00	0.00	0.00	2,655.00	0.0%
Total Constituency Allowance		0.00	0.00		
Total Expenditures		99.69	99.69		

---- End of Report ----



House of Assembly
Newfoundland and Labrador
Member Accountability and Disclosure Report
Expenditures Summarized by Category
01-Apr-11 to 31-Mar-12

EDMUNDS, RANDY, MHA

Allowance Category	Expenditure Limit for Fiscal Year 2011/12 (Net of HST)	Expenditures Processed 01-Apr-11 to 31-Mar-12 (Net of HST)	Expenditures Year to Date 01-Apr-11 to 31-Mar-12 (Net of HST)	Funds Available (Net of HST)	Percent Expended to Date
Office Allowances					
Office Accommodations	2,912.00	0.00	0.00	2,912.00	0.0%
Rental of Short-term Accommodations	312.00	0.00	0.00	312.00	0.0%
Office Start-up Costs	885.00	591.45	591.45	293.55	66.8%
Office Operations	6,239.00	1,328.85	1,328.85	4,910.15	21.3%
Total Office Allowances		1,920.30	1,920.30		
Operational Resources					
Operational Resources	--	3,104.86	3,104.86	--	--
Total Operational Resources		3,104.86	3,104.86		
Travel & Living Allowances					
House in Session	--	9,333.80	9,333.80	--	--
House Not in Session	--	8,981.67	8,981.67	--	--
Intra & Extra-Constituency Travel	19,091.00	5,878.89	5,878.89	13,212.11	30.8%
Total Travel & Living Allowances		24,194.36	24,194.36		
Constituency Allowance					
Constituency Allowance	1,248.00	522.35	522.35	725.65	41.9%
Total Constituency Allowance		522.35	522.35		
Total Expenditures		29,741.87	29,741.87		

---- End of Report ----



House of Assembly
Newfoundland and Labrador
Member Accountability and Disclosure Report
Expenditures Summarized by Category
01-Apr-11 to 31-Mar-12

FITZGERALD, ROGER, MHA

Allowance Category	Expenditure Limit for Fiscal Year 2011/12 (Net of HST)	Expenditures Processed 01-Apr-11 to 31-Mar-12 (Net of HST)	Expenditures Year to Date 01-Apr-11 to 31-Mar-12 (Net of HST)	Funds Available (Net of HST)	Percent Expended to Date
Office Allowances					
Office Accommodations	6,195.00	0.00	0.00	6,195.00	0.0%
Rental of Short-term Accommodations	352.00	0.00	0.00	352.00	0.0%
Office Start-up Costs	--	0.00	0.00	--	--
Office Operations	7,035.00	754.10	754.10	6,280.90	10.7%
Total Office Allowances		754.10	754.10		
Operational Resources					
Operational Resources	--	904.93	904.93	--	--
Total Operational Resources		904.93	904.93		
Travel & Living Allowances					
House in Session	--	4,239.02	4,239.02	--	--
House Not in Session	--	275.06	275.06	--	--
Intra & Extra-Constituency Travel	5,910.00	4,983.27	4,983.27	926.73	84.3%
Total Travel & Living Allowances		9,497.35	9,497.35		
Constituency Allowance					
Constituency Allowance	1,407.00	496.59	496.59	910.41	35.3%
Total Constituency Allowance		496.59	496.59		
Total Expenditures		11,652.97	11,652.97		

---- End of Report ----



House of Assembly
Newfoundland and Labrador
Member Accountability and Disclosure Report
Expenditures Summarized by Category
01-Apr-11 to 31-Mar-12

FORSEY, CLAYTON, MHA

Allowance Category	Expenditure Limit for Fiscal Year 2011/12 (Net of HST)	Expenditures Processed 01-Apr-11 to 31-Mar-12 (Net of HST)	Expenditures Year to Date 01-Apr-11 to 31-Mar-12 (Net of HST)	Funds Available (Net of HST)	Percent Expended to Date
Office Allowances					
Office Accommodations	19,200.00	19,200.00	19,200.00	0.00	100.0%
Rental of Short-term Accommodations	664.00	0.00	0.00	664.00	0.0%
Office Start-up Costs	--	0.00	0.00	--	--
Office Operations	13,274.00	7,497.43	7,497.43	5,776.57	56.5%
Total Office Allowances		26,697.43	26,697.43		
Operational Resources					
Operational Resources	--	4,885.82	4,885.82	--	--
Total Operational Resources		4,885.82	4,885.82		
Travel & Living Allowances					
House in Session	--	8,680.93	8,680.93	--	--
House Not in Session	--	3,907.95	3,907.95	--	--
Intra & Extra-Constituency Travel	11,150.00	4,410.03	4,410.03	6,739.97	39.6%
Total Travel & Living Allowances		16,998.91	16,998.91		
Constituency Allowance					
Constituency Allowance	2,655.00	508.38	508.38	2,146.62	19.1%
Total Constituency Allowance		508.38	508.38		
Total Expenditures		49,090.54	49,090.54		

---- End of Report ----



House of Assembly
Newfoundland and Labrador
Member Accountability and Disclosure Report
Expenditures Summarized by Category
01-Apr-11 to 31-Mar-12

FRENCH, TERRY, MHA

Allowance Category	Expenditure Limit for Fiscal Year 2011/12 (Net of HST)	Expenditures Processed 01-Apr-11 to 31-Mar-12 (Net of HST)	Expenditures Year to Date 01-Apr-11 to 31-Mar-12 (Net of HST)	Funds Available (Net of HST)	Percent Expended to Date
Office Allowances					
Office Accommodations	6,195.00	0.00	0.00	6,195.00	0.0%
Rental of Short-term Accommodations	--	0.00	0.00	--	--
Office Start-up Costs	--	0.00	0.00	--	--
Office Operations	13,274.00	7,102.20	7,102.20	6,171.80	53.5%
Total Office Allowances		7,102.20	7,102.20		
Operational Resources					
Operational Resources	--	2,396.52	2,396.52	--	--
Total Operational Resources		2,396.52	2,396.52		
Travel & Living Allowances					
House in Session	--	0.00	0.00	--	--
House Not in Session	--	0.00	0.00	--	--
Intra & Extra-Constituency Travel	7,965.00	0.00	0.00	7,965.00	0.0%
Total Travel & Living Allowances		0.00	0.00		
Constituency Allowance					
Constituency Allowance	2,655.00	864.56	864.56	1,790.44	32.6%
Total Constituency Allowance		864.56	864.56		
Total Expenditures		10,363.28	10,363.28		

---- End of Report ----



House of Assembly
Newfoundland and Labrador
Member Accountability and Disclosure Report
Expenditures Summarized by Category
01-Apr-11 to 31-Mar-12

GRANTER, VAUGHN, MHA

Allowance Category	Expenditure Limit for Fiscal Year 2011/12 (Net of HST)	Expenditures Processed 01-Apr-11 to 31-Mar-12 (Net of HST)	Expenditures Year to Date 01-Apr-11 to 31-Mar-12 (Net of HST)	Funds Available (Net of HST)	Percent Expended to Date
Office Allowances					
Office Accommodations	6,195.00	0.00	0.00	6,195.00	0.0%
Rental of Short-term Accommodations	664.00	0.00	0.00	664.00	0.0%
Office Start-up Costs	367.65	367.65	367.65	0.00	100.0%
Office Operations	13,274.00	9,482.66	9,482.66	3,791.34	71.4%
Total Office Allowances		9,850.31	9,850.31		
Operational Resources					
Operational Resources	--	9,527.28	9,527.28	--	--
Total Operational Resources		9,527.28	9,527.28		
Travel & Living Allowances					
House in Session	--	12,804.69	12,804.69	--	--
House Not in Session	--	4,689.29	4,689.29	--	--
Intra & Extra-Constituency Travel	9,027.00	932.27	932.27	8,094.73	10.3%
Total Travel & Living Allowances		18,426.25	18,426.25		
Constituency Allowance					
Constituency Allowance	2,655.00	227.35	227.35	2,427.65	8.6%
Total Constituency Allowance		227.35	227.35		
Total Expenditures		38,031.19	38,031.19		

---- End of Report ----



House of Assembly
Newfoundland and Labrador
Member Accountability and Disclosure Report
Expenditures Summarized by Category
01-Apr-11 to 31-Mar-12

HARDING, HARRY, MHA

Allowance Category	Expenditure Limit for Fiscal Year 2011/12 (Net of HST)	Expenditures Processed 01-Apr-11 to 31-Mar-12 (Net of HST)	Expenditures Year to Date 01-Apr-11 to 31-Mar-12 (Net of HST)	Funds Available (Net of HST)	Percent Expended to Date
Office Allowances					
Office Accommodations	6,195.00	0.00	0.00	6,195.00	0.0%
Rental of Short-term Accommodations	352.00	169.65	169.65	182.35	48.2%
Office Start-up Costs	--	0.00	0.00	--	--
Office Operations	7,035.00	57.10	57.10	6,977.90	0.8%
Total Office Allowances		226.75	226.75		
Operational Resources					
Operational Resources	--	679.71	679.71	--	--
Total Operational Resources		679.71	679.71		
Travel & Living Allowances					
House in Session	--	4,882.26	4,882.26	--	--
House Not in Session	--	0.00	0.00	--	--
Intra & Extra-Constituency Travel	5,910.00	1,678.03	1,678.03	4,231.97	28.4%
Total Travel & Living Allowances		6,560.29	6,560.29		
Constituency Allowance					
Constituency Allowance	1,407.00	411.05	411.05	995.95	29.2%
Total Constituency Allowance		411.05	411.05		
Total Expenditures		7,877.80	7,877.80		

---- End of Report ----



House of Assembly
Newfoundland and Labrador
Member Accountability and Disclosure Report
Expenditures Summarized by Category
01-Apr-11 to 31-Mar-12

HEDDERSON, TOM, MHA

Allowance Category	Expenditure Limit for Fiscal Year 2011/12 (Net of HST)	Expenditures Processed 01-Apr-11 to 31-Mar-12 (Net of HST)	Expenditures Year to Date 01-Apr-11 to 31-Mar-12 (Net of HST)	Funds Available (Net of HST)	Percent Expended to Date
Office Allowances					
Office Accommodations	8,964.00	8,964.00	8,964.00	0.00	100.0%
Rental of Short-term Accommodations	664.00	89.28	89.28	574.72	13.4%
Office Start-up Costs	--	0.00	0.00	--	--
Office Operations	13,274.00	5,546.87	5,546.87	7,727.13	41.8%
Total Office Allowances		14,600.15	14,600.15		
Operational Resources					
Operational Resources	--	3,598.36	3,598.36	--	--
Total Operational Resources		3,598.36	3,598.36		
Travel & Living Allowances					
House in Session	--	0.00	0.00	--	--
House Not in Session	--	0.00	0.00	--	--
Intra & Extra-Constituency Travel	7,611.00	671.17	671.17	6,939.83	8.8%
Total Travel & Living Allowances		671.17	671.17		
Constituency Allowance					
Constituency Allowance	2,655.00	656.31	656.31	1,998.69	24.7%
Total Constituency Allowance		656.31	656.31		
Total Expenditures		19,525.99	19,525.99		

---- End of Report ----



House of Assembly
Newfoundland and Labrador
Member Accountability and Disclosure Report
Expenditures Summarized by Category
01-Apr-11 to 31-Mar-12

HICKEY, JOHN, MHA

Allowance Category	Expenditure Limit for Fiscal Year 2011/12 (Net of HST)	Expenditures Processed 01-Apr-11 to 31-Mar-12 (Net of HST)	Expenditures Year to Date 01-Apr-11 to 31-Mar-12 (Net of HST)	Funds Available (Net of HST)	Percent Expended to Date
Office Allowances					
Office Accommodations	6,195.00	0.00	0.00	6,195.00	0.0%
Rental of Short-term Accommodations	352.00	0.00	0.00	352.00	0.0%
Office Start-up Costs	--	0.00	0.00	--	--
Office Operations	7,035.00	3,113.95	3,113.95	3,921.05	44.3%
Total Office Allowances		3,113.95	3,113.95		
Operational Resources					
Operational Resources	--	979.40	979.40	--	--
Total Operational Resources		979.40	979.40		
Travel & Living Allowances					
House in Session	--	7,223.94	7,223.94	--	--
House Not in Session	--	0.00	0.00	--	--
Intra & Extra-Constituency Travel	4,691.00	160.67	160.67	4,530.33	3.4%
Total Travel & Living Allowances		7,384.61	7,384.61		
Constituency Allowance					
Constituency Allowance	1,407.00	258.79	258.79	1,148.21	18.4%
Total Constituency Allowance		258.79	258.79		
Total Expenditures		11,736.75	11,736.75		

---- End of Report ----



House of Assembly
Newfoundland and Labrador
Member Accountability and Disclosure Report
Expenditures Summarized by Category
01-Apr-11 to 31-Mar-12

HUNTER, RAY, MHA

Allowance Category	Expenditure Limit for Fiscal Year 2011/12 (Net of HST)	Expenditures Processed 01-Apr-11 to 31-Mar-12 (Net of HST)	Expenditures Year to Date 01-Apr-11 to 31-Mar-12 (Net of HST)	Funds Available (Net of HST)	Percent Expended to Date
Office Allowances					
Office Accommodations	6,195.00	0.00	0.00	6,195.00	0.0%
Rental of Short-term Accommodations	664.00	0.00	0.00	664.00	0.0%
Office Start-up Costs	--	0.00	0.00	--	--
Office Operations	13,274.00	10,111.44	10,111.44	3,162.56	76.2%
Total Office Allowances		10,111.44	10,111.44		
Operational Resources					
Operational Resources	--	4,665.02	4,665.02	--	--
Total Operational Resources		4,665.02	4,665.02		
Travel & Living Allowances					
House in Session	--	9,233.41	9,233.41	--	--
House Not in Session	--	7,633.06	7,633.06	--	--
Intra & Extra-Constituency Travel	7,965.00	6,308.47	6,308.47	1,656.53	79.2%
Total Travel & Living Allowances		23,174.94	23,174.94		
Constituency Allowance					
Constituency Allowance	2,655.00	2,209.26	2,209.26	445.74	83.2%
Total Constituency Allowance		2,209.26	2,209.26		
Total Expenditures		40,160.66	40,160.66		

---- End of Report ----



House of Assembly
Newfoundland and Labrador
Member Accountability and Disclosure Report
Expenditures Summarized by Category
01-Apr-11 to 31-Mar-12

HUTCHINGS, KEITH, MHA

Allowance Category	Expenditure Limit for Fiscal Year 2011/12 (Net of HST)	Expenditures Processed 01-Apr-11 to 31-Mar-12 (Net of HST)	Expenditures Year to Date 01-Apr-11 to 31-Mar-12 (Net of HST)	Funds Available (Net of HST)	Percent Expended to Date
Office Allowances					
Office Accommodations	6,195.00	0.00	0.00	6,195.00	0.0%
Rental of Short-term Accommodations	--	0.00	0.00	--	--
Office Start-up Costs	--	0.00	0.00	--	--
Office Operations	13,274.00	5,593.99	5,593.99	7,680.01	42.1%
Total Office Allowances		5,593.99	5,593.99		
Operational Resources					
Operational Resources	--	1,462.08	1,462.08	--	--
Total Operational Resources		1,462.08	1,462.08		
Travel & Living Allowances					
House in Session	--	303.01	303.01	--	--
House Not in Session	--	1,115.49	1,115.49	--	--
Intra & Extra-Constituency Travel	11,150.00	4,023.56	4,023.56	7,126.44	36.1%
Total Travel & Living Allowances		5,442.06	5,442.06		
Constituency Allowance					
Constituency Allowance	2,655.00	945.64	945.64	1,709.36	35.6%
Total Constituency Allowance		945.64	945.64		
Total Expenditures		13,443.77	13,443.77		

---- End of Report ----



House of Assembly
Newfoundland and Labrador
Member Accountability and Disclosure Report
Expenditures Summarized by Category
01-Apr-11 to 31-Mar-12

JACKMAN, CLYDE, MHA

Allowance Category	Expenditure Limit for Fiscal Year 2011/12 (Net of HST)	Expenditures Processed 01-Apr-11 to 31-Mar-12 (Net of HST)	Expenditures Year to Date 01-Apr-11 to 31-Mar-12 (Net of HST)	Funds Available (Net of HST)	Percent Expended to Date
Office Allowances					
Office Accommodations	6,195.00	3,000.00	3,000.00	3,195.00	48.4%
Rental of Short-term Accommodations	664.00	0.00	0.00	664.00	0.0%
Office Start-up Costs	--	0.00	0.00	--	--
Office Operations	13,274.00	9,082.51	9,082.51	4,191.49	68.4%
Total Office Allowances		12,082.51	12,082.51		
Operational Resources					
Operational Resources	--	4,805.55	4,805.55	--	--
Total Operational Resources		4,805.55	4,805.55		
Travel & Living Allowances					
House in Session	--	4,867.59	4,867.59	--	--
House Not in Session	--	0.00	0.00	--	--
Intra & Extra-Constituency Travel	9,027.00	3,434.66	3,434.66	5,592.34	38.0%
Total Travel & Living Allowances		8,302.25	8,302.25		
Constituency Allowance					
Constituency Allowance	2,655.00	879.06	879.06	1,775.94	33.1%
Total Constituency Allowance		879.06	879.06		
Total Expenditures		26,069.37	26,069.37		

---- End of Report ----



House of Assembly
Newfoundland and Labrador
Member Accountability and Disclosure Report
Expenditures Summarized by Category
01-Apr-11 to 31-Mar-12

JOHNSON, CHARLENE, MHA

Allowance Category	Expenditure Limit for Fiscal Year 2011/12 (Net of HST)	Expenditures Processed 01-Apr-11 to 31-Mar-12 (Net of HST)	Expenditures Year to Date 01-Apr-11 to 31-Mar-12 (Net of HST)	Funds Available (Net of HST)	Percent Expended to Date
Office Allowances					
Office Accommodations	6,195.00	0.00	0.00	6,195.00	0.0%
Rental of Short-term Accommodations	664.00	0.00	0.00	664.00	0.0%
Office Start-up Costs	--	0.00	0.00	--	--
Office Operations	13,274.00	2,886.16	2,886.16	10,387.84	21.7%
Total Office Allowances		2,886.16	2,886.16		
Operational Resources					
Operational Resources	--	3,087.54	3,087.54	--	--
Total Operational Resources		3,087.54	3,087.54		
Travel & Living Allowances					
House in Session	--	479.28	479.28	--	--
House Not in Session	--	3,700.84	3,700.84	--	--
Intra & Extra-Constituency Travel	9,558.00	2,014.02	2,014.02	7,543.98	21.1%
Total Travel & Living Allowances		6,194.14	6,194.14		
Constituency Allowance					
Constituency Allowance	2,655.00	429.08	429.08	2,225.92	16.2%
Total Constituency Allowance		429.08	429.08		
Total Expenditures					
		12,596.92	12,596.92		

---- End of Report ----



House of Assembly
Newfoundland and Labrador
Member Accountability and Disclosure Report
Expenditures Summarized by Category
01-Apr-11 to 31-Mar-12

JONES, YVONNE, MHA

Allowance Category	Expenditure Limit for Fiscal Year 2011/12 (Net of HST)	Expenditures Processed 01-Apr-11 to 31-Mar-12 (Net of HST)	Expenditures Year to Date 01-Apr-11 to 31-Mar-12 (Net of HST)	Funds Available (Net of HST)	Percent Expended to Date
Office Allowances					
Office Accommodations	6,195.00	0.00	0.00	6,195.00	0.0%
Rental of Short-term Accommodations	664.00	419.20	419.20	244.80	63.1%
Office Start-up Costs	--	0.00	0.00	--	--
Office Operations	13,274.00	13,266.39	13,266.39	7.61	99.9%
Total Office Allowances		13,685.59	13,685.59		
Operational Resources					
Operational Resources	--	4,617.29	4,617.29	--	--
Total Operational Resources		4,617.29	4,617.29		
Travel & Living Allowances					
House in Session	--	10,306.66	10,306.66	--	--
House Not in Session	--	8,617.67	8,617.67	--	--
Intra & Extra-Constituency Travel	43,540.00	39,080.88	39,080.88	4,459.12	89.8%
Total Travel & Living Allowances		58,005.21	58,005.21		
Constituency Allowance					
Constituency Allowance	2,655.00	2,144.38	2,144.38	510.62	80.8%
Total Constituency Allowance		2,144.38	2,144.38		
Total Expenditures		78,452.47	78,452.47		

---- End of Report ----



House of Assembly
Newfoundland and Labrador
Member Accountability and Disclosure Report
Expenditures Summarized by Category
01-Apr-11 to 31-Mar-12

JOYCE, EDDIE, MHA

Allowance Category	Expenditure Limit for Fiscal Year 2011/12 (Net of HST)	Expenditures Processed 01-Apr-11 to 31-Mar-12 (Net of HST)	Expenditures Year to Date 01-Apr-11 to 31-Mar-12 (Net of HST)	Funds Available (Net of HST)	Percent Expended to Date
Office Allowances					
Office Accommodations	5,005.00	5,005.00	5,005.00	0.00	100.0%
Rental of Short-term Accommodations	312.00	0.00	0.00	312.00	0.0%
Office Start-up Costs	885.00	364.72	364.72	520.28	41.2%
Office Operations	6,239.00	4,071.50	4,071.50	2,167.50	65.3%
Total Office Allowances		9,441.22	9,441.22		
Operational Resources					
Operational Resources	--	1,618.62	1,618.62	--	--
Total Operational Resources		1,618.62	1,618.62		
Travel & Living Allowances					
House in Session	--	6,728.94	6,728.94	--	--
House Not in Session	--	3,512.11	3,512.11	--	--
Intra & Extra-Constituency Travel	6,488.00	1,371.80	1,371.80	5,116.20	21.1%
Total Travel & Living Allowances		11,612.85	11,612.85		
Constituency Allowance					
Constituency Allowance	1,248.00	591.34	591.34	656.66	47.4%
Total Constituency Allowance		591.34	591.34		
Total Expenditures		23,264.03	23,264.03		

---- End of Report ----



House of Assembly
Newfoundland and Labrador
Member Accountability and Disclosure Report
Expenditures Summarized by Category
01-Apr-11 to 31-Mar-12

KELLY, DARRYL, MHA

Allowance Category	Expenditure Limit for Fiscal Year 2011/12 (Net of HST)	Expenditures Processed 01-Apr-11 to 31-Mar-12 (Net of HST)	Expenditures Year to Date 01-Apr-11 to 31-Mar-12 (Net of HST)	Funds Available (Net of HST)	Percent Expended to Date
Office Allowances					
Office Accommodations	17,750.00	10,163.31	10,163.31	7,586.69	57.3%
Rental of Short-term Accommodations	352.00	0.00	0.00	352.00	0.0%
Office Start-up Costs	--	0.00	0.00	--	--
Office Operations	7,035.00	2,330.48	2,330.48	4,704.52	33.1%
Total Office Allowances		12,493.79	12,493.79		
Operational Resources					
Operational Resources	--	2,006.97	2,006.97	--	--
Total Operational Resources		2,006.97	2,006.97		
Travel & Living Allowances					
House in Session	--	8,565.88	8,565.88	--	--
House Not in Session	--	2,182.10	2,182.10	--	--
Intra & Extra-Constituency Travel	7,035.00	3,383.56	3,383.56	3,651.44	48.1%
Total Travel & Living Allowances		14,131.54	14,131.54		
Constituency Allowance					
Constituency Allowance	1,407.00	162.57	162.57	1,244.43	11.6%
Total Constituency Allowance		162.57	162.57		
Total Expenditures					
		28,794.87	28,794.87		

---- End of Report ----



House of Assembly
Newfoundland and Labrador
Member Accountability and Disclosure Report
Expenditures Summarized by Category
01-Apr-11 to 31-Mar-12

KENNEDY, JEROME, MHA

Allowance Category	Expenditure Limit for Fiscal Year 2011/12 (Net of HST)	Expenditures Processed 01-Apr-11 to 31-Mar-12 (Net of HST)	Expenditures Year to Date 01-Apr-11 to 31-Mar-12 (Net of HST)	Funds Available (Net of HST)	Percent Expended to Date
Office Allowances					
Office Accommodations	14,900.00	14,900.00	14,900.00	0.00	100.0%
Rental of Short-term Accommodations	664.00	0.00	0.00	664.00	0.0%
Office Start-up Costs	--	0.00	0.00	--	--
Office Operations	13,274.00	3,261.54	3,261.54	10,012.46	24.6%
Total Office Allowances		18,161.54	18,161.54		
Operational Resources					
Operational Resources	--	4,793.65	4,793.65	--	--
Total Operational Resources		4,793.65	4,793.65		
Travel & Living Allowances					
House in Session	--	392.83	392.83	--	--
House Not in Session	--	932.40	932.40	--	--
Intra & Extra-Constituency Travel	8,496.00	2,112.05	2,112.05	6,383.95	24.9%
Total Travel & Living Allowances		3,437.28	3,437.28		
Constituency Allowance					
Constituency Allowance	2,655.00	0.00	0.00	2,655.00	0.0%
Total Constituency Allowance		0.00	0.00		
Total Expenditures		26,392.47	26,392.47		

---- End of Report ----



House of Assembly
Newfoundland and Labrador
Member Accountability and Disclosure Report
Expenditures Summarized by Category
01-Apr-11 to 31-Mar-12

KENT, STEVE, MHA

Allowance Category	Expenditure Limit for Fiscal Year 2011/12 (Net of HST)	Expenditures Processed 01-Apr-11 to 31-Mar-12 (Net of HST)	Expenditures Year to Date 01-Apr-11 to 31-Mar-12 (Net of HST)	Funds Available (Net of HST)	Percent Expended to Date
Office Allowances					
Office Accommodations	6,195.00	0.00	0.00	6,195.00	0.0%
Rental of Short-term Accommodations	--	0.00	0.00	--	--
Office Start-up Costs	--	0.00	0.00	--	--
Office Operations	13,274.00	12,485.50	12,485.50	788.50	94.1%
Total Office Allowances		12,485.50	12,485.50		
Operational Resources					
Operational Resources	--	3,287.75	3,287.75	--	--
Total Operational Resources		3,287.75	3,287.75		
Travel & Living Allowances					
House in Session	--	0.00	0.00	--	--
House Not in Session	--	0.00	0.00	--	--
Intra & Extra-Constituency Travel	6,637.00	0.00	0.00	6,637.00	0.0%
Total Travel & Living Allowances		0.00	0.00		
Constituency Allowance					
Constituency Allowance	2,655.00	768.23	768.23	1,886.77	28.9%
Total Constituency Allowance		768.23	768.23		
Total Expenditures		16,541.48	16,541.48		

---- End of Report ----



House of Assembly
Newfoundland and Labrador
Member Accountability and Disclosure Report
Expenditures Summarized by Category
01-Apr-11 to 31-Mar-12

KING, DARIN, MHA

Allowance Category	Expenditure Limit for Fiscal Year 2011/12 (Net of HST)	Expenditures Processed 01-Apr-11 to 31-Mar-12 (Net of HST)	Expenditures Year to Date 01-Apr-11 to 31-Mar-12 (Net of HST)	Funds Available (Net of HST)	Percent Expended to Date
Office Allowances					
Office Accommodations	8,879.00	8,878.80	8,878.80	0.20	100.0%
Rental of Short-term Accommodations	664.00	0.00	0.00	664.00	0.0%
Office Start-up Costs	--	0.00	0.00	--	--
Office Operations	13,274.00	11,120.01	11,120.01	2,153.99	83.8%
Total Office Allowances		19,998.81	19,998.81		
Operational Resources					
Operational Resources	--	6,329.90	6,329.90	--	--
Total Operational Resources		6,329.90	6,329.90		
Travel & Living Allowances					
House in Session	--	1,653.28	1,653.28	--	--
House Not in Session	--	4,998.64	4,998.64	--	--
Intra & Extra-Constituency Travel	13,274.00	8,221.68	8,221.68	5,052.32	61.9%
Total Travel & Living Allowances		14,873.60	14,873.60		
Constituency Allowance					
Constituency Allowance	2,655.00	611.82	611.82	2,043.18	23.0%
Total Constituency Allowance		611.82	611.82		
Total Expenditures		41,814.13	41,814.13		

---- End of Report ----



House of Assembly
Newfoundland and Labrador
Member Accountability and Disclosure Report
Expenditures Summarized by Category
01-Apr-11 to 31-Mar-12

KIRBY, DALE, MHA

Allowance Category	Expenditure Limit for Fiscal Year 2011/12 (Net of HST)	Expenditures Processed 01-Apr-11 to 31-Mar-12 (Net of HST)	Expenditures Year to Date 01-Apr-11 to 31-Mar-12 (Net of HST)	Funds Available (Net of HST)	Percent Expended to Date
Office Allowances					
Office Accommodations	2,912.00	100.00	100.00	2,812.00	3.4%
Rental of Short-term Accommodations	--	0.00	0.00	--	--
Office Start-up Costs	885.00	734.57	734.57	150.43	83.0%
Office Operations	6,239.00	6,231.01	6,231.01	7.99	99.9%
Total Office Allowances		7,065.58	7,065.58		
Operational Resources					
Operational Resources	--	2,769.35	2,769.35	--	--
Total Operational Resources		2,769.35	2,769.35		
Travel & Living Allowances					
House in Session	--	0.00	0.00	--	--
House Not in Session	--	0.00	0.00	--	--
Intra & Extra-Constituency Travel	3,119.00	1,901.69	1,901.69	1,217.31	61.0%
Total Travel & Living Allowances		1,901.69	1,901.69		
Constituency Allowance					
Constituency Allowance	1,248.00	1,158.41	1,158.41	89.59	92.8%
Total Constituency Allowance		1,158.41	1,158.41		
Total Expenditures		12,895.03	12,895.03		

---- End of Report ----



House of Assembly
Newfoundland and Labrador
Member Accountability and Disclosure Report
Expenditures Summarized by Category
01-Apr-11 to 31-Mar-12

LANE, PAUL, MHA

Allowance Category	Expenditure Limit for Fiscal Year 2011/12 (Net of HST)	Expenditures Processed 01-Apr-11 to 31-Mar-12 (Net of HST)	Expenditures Year to Date 01-Apr-11 to 31-Mar-12 (Net of HST)	Funds Available (Net of HST)	Percent Expended to Date
Office Allowances					
Office Accommodations	2,912.00	0.00	0.00	2,912.00	0.0%
Rental of Short-term Accommodations	--	0.00	0.00	--	--
Office Start-up Costs	885.00	72.06	72.06	812.94	8.1%
Office Operations	6,239.00	6,222.42	6,222.42	16.58	99.7%
Total Office Allowances		6,294.48	6,294.48		
Operational Resources					
Operational Resources	--	1,499.31	1,499.31	--	--
Total Operational Resources		1,499.31	1,499.31		
Travel & Living Allowances					
House in Session	--	0.00	0.00	--	--
House Not in Session	--	0.00	0.00	--	--
Intra & Extra-Constituency Travel	3,119.00	449.00	449.00	2,670.00	14.4%
Total Travel & Living Allowances		449.00	449.00		
Constituency Allowance					
Constituency Allowance	1,248.00	523.05	523.05	724.95	41.9%
Total Constituency Allowance		523.05	523.05		
Total Expenditures		8,765.84	8,765.84		

---- End of Report ----



House of Assembly
Newfoundland and Labrador
Member Accountability and Disclosure Report
Expenditures Summarized by Category
01-Apr-11 to 31-Mar-12

LITTLE, GLEN, MHA

Allowance Category	Expenditure Limit for Fiscal Year 2011/12 (Net of HST)	Expenditures Processed 01-Apr-11 to 31-Mar-12 (Net of HST)	Expenditures Year to Date 01-Apr-11 to 31-Mar-12 (Net of HST)	Funds Available (Net of HST)	Percent Expended to Date
Office Allowances					
Office Accommodations	2,912.00	0.00	0.00	2,912.00	0.0%
Rental of Short-term Accommodations	312.00	0.00	0.00	312.00	0.0%
Office Start-up Costs	885.00	415.58	415.58	469.42	47.0%
Office Operations	6,239.00	3,384.76	3,384.76	2,854.24	54.3%
Total Office Allowances		3,800.34	3,800.34		
Operational Resources					
Operational Resources	--	7,035.06	7,035.06	--	--
Total Operational Resources		7,035.06	7,035.06		
Travel & Living Allowances					
House in Session	--	4,386.28	4,386.28	--	--
House Not in Session	--	4,923.10	4,923.10	--	--
Intra & Extra-Constituency Travel	5,241.00	3,567.86	3,567.86	1,673.14	68.1%
Total Travel & Living Allowances		12,877.24	12,877.24		
Constituency Allowance					
Constituency Allowance	1,248.00	521.24	521.24	726.76	41.8%
Total Constituency Allowance		521.24	521.24		
Total Expenditures		24,233.88	24,233.88		

---- End of Report ----



House of Assembly
Newfoundland and Labrador
Member Accountability and Disclosure Report
Expenditures Summarized by Category
01-Apr-11 to 31-Mar-12

LITTLEJOHN, GLENN, MHA

Allowance Category	Expenditure Limit for Fiscal Year 2011/12 (Net of HST)	Expenditures Processed 01-Apr-11 to 31-Mar-12 (Net of HST)	Expenditures Year to Date 01-Apr-11 to 31-Mar-12 (Net of HST)	Funds Available (Net of HST)	Percent Expended to Date
Office Allowances					
Office Accommodations	4,618.00	4,617.20	4,617.20	0.80	100.0%
Rental of Short-term Accommodations	312.00	0.00	0.00	312.00	0.0%
Office Start-up Costs	885.00	560.02	560.02	324.98	63.3%
Office Operations	6,239.00	5,127.30	5,127.30	1,111.70	82.2%
Total Office Allowances		10,304.52	10,304.52		
Operational Resources					
Operational Resources	--	1,867.00	1,867.00	--	--
Total Operational Resources		1,867.00	1,867.00		
Travel & Living Allowances					
House in Session	--	1,346.09	1,346.09	--	--
House Not in Session	--	1,086.23	1,086.23	--	--
Intra & Extra-Constituency Travel	3,993.00	1,235.58	1,235.58	2,757.42	30.9%
Total Travel & Living Allowances		3,667.90	3,667.90		
Constituency Allowance					
Constituency Allowance	1,248.00	307.49	307.49	940.51	24.6%
Total Constituency Allowance		307.49	307.49		
Total Expenditures		16,146.91	16,146.91		

---- End of Report ----



House of Assembly
Newfoundland and Labrador
Member Accountability and Disclosure Report
Expenditures Summarized by Category
01-Apr-11 to 31-Mar-12

LODER, TERRY, MHA

Allowance Category	Expenditure Limit for Fiscal Year 2011/12 (Net of HST)	Expenditures Processed 01-Apr-11 to 31-Mar-12 (Net of HST)	Expenditures Year to Date 01-Apr-11 to 31-Mar-12 (Net of HST)	Funds Available (Net of HST)	Percent Expended to Date
Office Allowances					
Office Accommodations	6,195.00	3,134.68	3,134.68	3,060.32	50.6%
Rental of Short-term Accommodations	352.00	0.00	0.00	352.00	0.0%
Office Start-up Costs	--	0.00	0.00	--	--
Office Operations	7,035.00	3,554.53	3,554.53	3,480.47	50.5%
Total Office Allowances		6,689.21	6,689.21		
Operational Resources					
Operational Resources	--	4,404.26	4,404.26	--	--
Total Operational Resources		4,404.26	4,404.26		
Travel & Living Allowances					
House in Session	--	7,169.06	7,169.06	--	--
House Not in Session	--	3,280.02	3,280.02	--	--
Intra & Extra-Constituency Travel	7,317.00	758.43	758.43	6,558.57	10.4%
Total Travel & Living Allowances		11,207.51	11,207.51		
Constituency Allowance					
Constituency Allowance	1,407.00	84.07	84.07	1,322.93	6.0%
Total Constituency Allowance		84.07	84.07		
Total Expenditures		22,385.05	22,385.05		

---- End of Report ----



House of Assembly
Newfoundland and Labrador
Member Accountability and Disclosure Report
Expenditures Summarized by Category
01-Apr-11 to 31-Mar-12

MARSHALL, THOMAS, MHA

Allowance Category	Expenditure Limit for Fiscal Year 2011/12 (Net of HST)	Expenditures Processed 01-Apr-11 to 31-Mar-12 (Net of HST)	Expenditures Year to Date 01-Apr-11 to 31-Mar-12 (Net of HST)	Funds Available (Net of HST)	Percent Expended to Date
Office Allowances					
Office Accommodations	6,195.00	0.00	0.00	6,195.00	0.0%
Rental of Short-term Accommodations	664.00	0.00	0.00	664.00	0.0%
Office Start-up Costs	--	0.00	0.00	--	--
Office Operations	13,274.00	7,274.90	7,274.90	5,999.10	54.8%
Total Office Allowances		7,274.90	7,274.90		
Operational Resources					
Operational Resources	--	3,066.94	3,066.94	--	--
Total Operational Resources		3,066.94	3,066.94		
Travel & Living Allowances					
House in Session	--	11,600.42	11,600.42	--	--
House Not in Session	--	0.00	0.00	--	--
Intra & Extra-Constituency Travel	6,991.00	829.62	829.62	6,161.38	11.9%
Total Travel & Living Allowances		12,430.04	12,430.04		
Constituency Allowance					
Constituency Allowance	2,655.00	68.00	68.00	2,587.00	2.6%
Total Constituency Allowance		68.00	68.00		
Total Expenditures		22,839.88	22,839.88		

---- End of Report ----



House of Assembly
Newfoundland and Labrador
Member Accountability and Disclosure Report
Expenditures Summarized by Category
01-Apr-11 to 31-Mar-12

MCGRATH, NICK, MHA

Allowance Category	Expenditure Limit for Fiscal Year 2011/12 (Net of HST)	Expenditures Processed 01-Apr-11 to 31-Mar-12 (Net of HST)	Expenditures Year to Date 01-Apr-11 to 31-Mar-12 (Net of HST)	Funds Available (Net of HST)	Percent Expended to Date
Office Allowances					
Office Accommodations	3,020.00	3,019.36	3,019.36	0.64	100.0%
Rental of Short-term Accommodations	312.00	0.00	0.00	312.00	0.0%
Office Start-up Costs	885.00	20.32	20.32	864.68	2.3%
Office Operations	6,239.00	2,432.16	2,432.16	3,806.84	39.0%
Total Office Allowances		5,471.84	5,471.84		
Operational Resources					
Operational Resources	--	6,817.80	6,817.80	--	--
Total Operational Resources		6,817.80	6,817.80		
Travel & Living Allowances					
House in Session	--	6,988.45	6,988.45	--	--
House Not in Session	--	1,500.15	1,500.15	--	--
Intra & Extra-Constituency Travel	3,993.00	2,508.09	2,508.09	1,484.91	62.8%
Total Travel & Living Allowances		10,996.69	10,996.69		
Constituency Allowance					
Constituency Allowance	1,248.00	28.62	28.62	1,219.38	2.3%
Total Constituency Allowance		28.62	28.62		
Total Expenditures		23,314.95	23,314.95		

---- End of Report ----



House of Assembly
Newfoundland and Labrador
Member Accountability and Disclosure Report
Expenditures Summarized by Category
01-Apr-11 to 31-Mar-12

MICHAEL, LORRAINE, MHA

Allowance Category	Expenditure Limit for Fiscal Year 2011/12 (Net of HST)	Expenditures Processed 01-Apr-11 to 31-Mar-12 (Net of HST)	Expenditures Year to Date 01-Apr-11 to 31-Mar-12 (Net of HST)	Funds Available (Net of HST)	Percent Expended to Date
Office Allowances					
Office Accommodations	6,195.00	0.00	0.00	6,195.00	0.0%
Rental of Short-term Accommodations	--	0.00	0.00	--	--
Office Start-up Costs	--	0.00	0.00	--	--
Office Operations	13,274.00	13,119.45	13,119.45	154.55	98.8%
Total Office Allowances		13,119.45	13,119.45		
Operational Resources					
Operational Resources	--	4,204.54	4,204.54	--	--
Total Operational Resources		4,204.54	4,204.54		
Travel & Living Allowances					
House in Session	--	0.00	0.00	--	--
House Not in Session	--	0.00	0.00	--	--
Intra & Extra-Constituency Travel	6,637.00	80.71	80.71	6,556.29	1.2%
Total Travel & Living Allowances		80.71	80.71		
Constituency Allowance					
Constituency Allowance	2,655.00	146.93	146.93	2,508.07	5.5%
Total Constituency Allowance		146.93	146.93		
Total Expenditures		17,551.63	17,551.63		

---- End of Report ----



House of Assembly
Newfoundland and Labrador
Member Accountability and Disclosure Report
Expenditures Summarized by Category
01-Apr-11 to 31-Mar-12

MITCHELMORE, CHRISTOPHER, MHA

Allowance Category	Expenditure Limit for Fiscal Year 2011/12 (Net of HST)	Expenditures Processed 01-Apr-11 to 31-Mar-12 (Net of HST)	Expenditures Year to Date 01-Apr-11 to 31-Mar-12 (Net of HST)	Funds Available (Net of HST)	Percent Expended to Date
Office Allowances					
Office Accommodations	2,912.00	170.94	170.94	2,741.06	5.9%
Rental of Short-term Accommodations	312.00	230.00	230.00	82.00	73.7%
Office Start-up Costs	885.00	628.59	628.59	256.41	71.0%
Office Operations	6,239.00	5,296.78	5,296.78	942.22	84.9%
Total Office Allowances		6,326.31	6,326.31		
Operational Resources					
Operational Resources	--	4,354.32	4,354.32	--	--
Total Operational Resources		4,354.32	4,354.32		
Travel & Living Allowances					
House in Session	--	6,494.70	6,494.70	--	--
House Not in Session	--	8,792.76	8,792.76	--	--
Intra & Extra-Constituency Travel	5,241.00	4,093.54	4,093.54	1,147.46	78.1%
Total Travel & Living Allowances		19,381.00	19,381.00		
Constituency Allowance					
Constituency Allowance	1,248.00	918.09	918.09	329.91	73.6%
Total Constituency Allowance		918.09	918.09		
Total Expenditures					
		30,979.72	30,979.72		

---- End of Report ----



House of Assembly
Newfoundland and Labrador
Member Accountability and Disclosure Report
Expenditures Summarized by Category
01-Apr-11 to 31-Mar-12

MURPHY, GEORGE, MHA

Allowance Category	Expenditure Limit for Fiscal Year 2011/12 (Net of HST)	Expenditures Processed 01-Apr-11 to 31-Mar-12 (Net of HST)	Expenditures Year to Date 01-Apr-11 to 31-Mar-12 (Net of HST)	Funds Available (Net of HST)	Percent Expended to Date
Office Allowances					
Office Accommodations	2,912.00	100.90	100.90	2,811.10	3.5%
Rental of Short-term Accommodations	--	0.00	0.00	--	--
Office Start-up Costs	885.00	567.79	567.79	317.21	64.2%
Office Operations	6,239.00	6,080.87	6,080.87	158.13	97.5%
Total Office Allowances		6,749.56	6,749.56		
Operational Resources					
Operational Resources	--	1,185.25	1,185.25	--	--
Total Operational Resources		1,185.25	1,185.25		
Travel & Living Allowances					
House in Session	--	0.00	0.00	--	--
House Not in Session	--	0.00	0.00	--	--
Intra & Extra-Constituency Travel	3,119.00	729.47	729.47	2,389.53	23.4%
Total Travel & Living Allowances		729.47	729.47		
Constituency Allowance					
Constituency Allowance	1,248.00	314.31	314.31	933.69	25.2%
Total Constituency Allowance		314.31	314.31		
Total Expenditures		8,978.59	8,978.59		

---- End of Report ----



House of Assembly
Newfoundland and Labrador
Member Accountability and Disclosure Report
Expenditures Summarized by Category
01-Apr-11 to 31-Mar-12

O'BRIEN, KEVIN, MHA

Allowance Category	Expenditure Limit for Fiscal Year 2011/12 (Net of HST)	Expenditures Processed 01-Apr-11 to 31-Mar-12 (Net of HST)	Expenditures Year to Date 01-Apr-11 to 31-Mar-12 (Net of HST)	Funds Available (Net of HST)	Percent Expended to Date
Office Allowances					
Office Accommodations	6,195.00	0.00	0.00	6,195.00	0.0%
Rental of Short-term Accommodations	664.00	0.00	0.00	664.00	0.0%
Office Start-up Costs	--	0.00	0.00	--	--
Office Operations	13,274.00	9,684.95	9,684.95	3,589.05	73.0%
Total Office Allowances		9,684.95	9,684.95		
Operational Resources					
Operational Resources	--	6,172.65	6,172.65	--	--
Total Operational Resources		6,172.65	6,172.65		
Travel & Living Allowances					
House in Session	--	16,524.79	16,524.79	--	--
House Not in Session	--	639.79	639.79	--	--
Intra & Extra-Constituency Travel	8,496.00	1,811.21	1,811.21	6,684.79	21.3%
Total Travel & Living Allowances		18,975.79	18,975.79		
Constituency Allowance					
Constituency Allowance	2,655.00	289.46	289.46	2,365.54	10.9%
Total Constituency Allowance		289.46	289.46		
Total Expenditures		35,122.85	35,122.85		

---- End of Report ----



House of Assembly
Newfoundland and Labrador
Member Accountability and Disclosure Report
Expenditures Summarized by Category
01-Apr-11 to 31-Mar-12

OSBORNE, SHEILA, MHA

Allowance Category	Expenditure Limit for Fiscal Year 2011/12 (Net of HST)	Expenditures Processed 01-Apr-11 to 31-Mar-12 (Net of HST)	Expenditures Year to Date 01-Apr-11 to 31-Mar-12 (Net of HST)	Funds Available (Net of HST)	Percent Expended to Date
Office Allowances					
Office Accommodations	6,195.00	0.00	0.00	6,195.00	0.0%
Rental of Short-term Accommodations	352.00	0.00	0.00	352.00	0.0%
Office Start-up Costs	--	0.00	0.00	--	--
Office Operations	7,035.00	103.19	103.19	6,931.81	1.5%
Total Office Allowances		103.19	103.19		
Operational Resources					
Operational Resources	--	916.98	916.98	--	--
Total Operational Resources		916.98	916.98		
Travel & Living Allowances					
House in Session	--	0.00	0.00	--	--
House Not in Session	--	0.00	0.00	--	--
Intra & Extra-Constituency Travel	3,518.00	0.00	0.00	3,518.00	0.0%
Total Travel & Living Allowances		0.00	0.00		
Constituency Allowance					
Constituency Allowance	1,407.00	21.24	21.24	1,385.76	1.5%
Total Constituency Allowance		21.24	21.24		
Total Expenditures		1,041.41	1,041.41		

---- End of Report ----



House of Assembly
Newfoundland and Labrador
Member Accountability and Disclosure Report
Expenditures Summarized by Category
01-Apr-11 to 31-Mar-12

OSBORNE, TOM, MHA

Allowance Category	Expenditure Limit for Fiscal Year 2011/12 (Net of HST)	Expenditures Processed 01-Apr-11 to 31-Mar-12 (Net of HST)	Expenditures Year to Date 01-Apr-11 to 31-Mar-12 (Net of HST)	Funds Available (Net of HST)	Percent Expended to Date
Office Allowances					
Office Accommodations	6,195.00	0.00	0.00	6,195.00	0.0%
Rental of Short-term Accommodations	--	0.00	0.00	--	--
Office Start-up Costs	--	0.00	0.00	--	--
Office Operations	13,274.00	5,296.18	5,296.18	7,977.82	39.9%
Total Office Allowances		5,296.18	5,296.18		
Operational Resources					
Operational Resources	--	3,708.42	3,708.42	--	--
Total Operational Resources		3,708.42	3,708.42		
Travel & Living Allowances					
House in Session	--	0.00	0.00	--	--
House Not in Session	--	0.00	0.00	--	--
Intra & Extra-Constituency Travel	6,637.00	0.00	0.00	6,637.00	0.0%
Total Travel & Living Allowances		0.00	0.00		
Constituency Allowance					
Constituency Allowance	2,655.00	404.90	404.90	2,250.10	15.3%
Total Constituency Allowance		404.90	404.90		
Total Expenditures		9,409.50	9,409.50		

---- End of Report ----



House of Assembly
Newfoundland and Labrador
Member Accountability and Disclosure Report
Expenditures Summarized by Category
01-Apr-11 to 31-Mar-12

PARSONS, ANDREW, MHA

Allowance Category	Expenditure Limit for Fiscal Year 2011/12 (Net of HST)	Expenditures Processed 01-Apr-11 to 31-Mar-12 (Net of HST)	Expenditures Year to Date 01-Apr-11 to 31-Mar-12 (Net of HST)	Funds Available (Net of HST)	Percent Expended to Date
Office Allowances					
Office Accommodations	5,646.00	5,645.20	5,645.20	0.80	100.0%
Rental of Short-term Accommodations	312.00	0.00	0.00	312.00	0.0%
Office Start-up Costs	885.00	72.33	72.33	812.67	8.2%
Office Operations	6,239.00	5,789.49	5,789.49	449.51	92.8%
Total Office Allowances		11,507.02	11,507.02		
Operational Resources					
Operational Resources	--	3,516.89	3,516.89	--	--
Total Operational Resources		3,516.89	3,516.89		
Travel & Living Allowances					
House in Session	--	9,382.42	9,382.42	--	--
House Not in Session	--	9,693.08	9,693.08	--	--
Intra & Extra-Constituency Travel	5,865.00	2,644.91	2,644.91	3,220.09	45.1%
Total Travel & Living Allowances		21,720.41	21,720.41		
Constituency Allowance					
Constituency Allowance	1,248.00	824.88	824.88	423.12	66.1%
Total Constituency Allowance		824.88	824.88		
Total Expenditures		37,569.20	37,569.20		

---- End of Report ----



House of Assembly
Newfoundland and Labrador
Member Accountability and Disclosure Report
Expenditures Summarized by Category
01-Apr-11 to 31-Mar-12

PARSONS, KELVIN, MHA

Allowance Category	Expenditure Limit for Fiscal Year 2011/12 (Net of HST)	Expenditures Processed 01-Apr-11 to 31-Mar-12 (Net of HST)	Expenditures Year to Date 01-Apr-11 to 31-Mar-12 (Net of HST)	Funds Available (Net of HST)	Percent Expended to Date
Office Allowances					
Office Accommodations	12,000.00	6,354.80	6,354.80	5,645.20	53.0%
Rental of Short-term Accommodations	352.00	0.00	0.00	352.00	0.0%
Office Start-up Costs	--	0.00	0.00	--	--
Office Operations	7,035.00	1,842.25	1,842.25	5,192.75	26.2%
Total Office Allowances		8,197.05	8,197.05		
Operational Resources					
Operational Resources	--	2,037.36	2,037.36	--	--
Total Operational Resources		2,037.36	2,037.36		
Travel & Living Allowances					
House in Session	--	6,674.56	6,674.56	--	--
House Not in Session	--	8,396.33	8,396.33	--	--
Intra & Extra-Constituency Travel	6,613.00	2,516.06	2,516.06	4,096.94	38.0%
Total Travel & Living Allowances		17,586.95	17,586.95		
Constituency Allowance					
Constituency Allowance	1,407.00	946.34	946.34	460.66	67.3%
Total Constituency Allowance		946.34	946.34		
Total Expenditures		28,767.70	28,767.70		

---- End of Report ----



House of Assembly
Newfoundland and Labrador
Member Accountability and Disclosure Report
Expenditures Summarized by Category
01-Apr-11 to 31-Mar-12

PARSONS, KEVIN, MHA

Allowance Category	Expenditure Limit for Fiscal Year 2011/12 (Net of HST)	Expenditures Processed 01-Apr-11 to 31-Mar-12 (Net of HST)	Expenditures Year to Date 01-Apr-11 to 31-Mar-12 (Net of HST)	Funds Available (Net of HST)	Percent Expended to Date
Office Allowances					
Office Accommodations	6,195.00	0.00	0.00	6,195.00	0.0%
Rental of Short-term Accommodations	--	0.00	0.00	--	--
Office Start-up Costs	--	0.00	0.00	--	--
Office Operations	13,274.00	3,400.77	3,400.77	9,873.23	25.6%
Total Office Allowances		3,400.77	3,400.77		
Operational Resources					
Operational Resources	--	3,252.85	3,252.85	--	--
Total Operational Resources		3,252.85	3,252.85		
Travel & Living Allowances					
House in Session	--	0.00	0.00	--	--
House Not in Session	--	0.00	0.00	--	--
Intra & Extra-Constituency Travel	7,965.00	1,442.24	1,442.24	6,522.76	18.1%
Total Travel & Living Allowances		1,442.24	1,442.24		
Constituency Allowance					
Constituency Allowance	2,655.00	1,006.69	1,006.69	1,648.31	37.9%
Total Constituency Allowance		1,006.69	1,006.69		
Total Expenditures		9,102.55	9,102.55		

---- End of Report ----



House of Assembly
Newfoundland and Labrador
Member Accountability and Disclosure Report
Expenditures Summarized by Category
01-Apr-11 to 31-Mar-12

PEACH, CALVIN, MHA

Allowance Category	Expenditure Limit for Fiscal Year 2011/12 (Net of HST)	Expenditures Processed 01-Apr-11 to 31-Mar-12 (Net of HST)	Expenditures Year to Date 01-Apr-11 to 31-Mar-12 (Net of HST)	Funds Available (Net of HST)	Percent Expended to Date
Office Allowances					
Office Accommodations	6,195.00	0.00	0.00	6,195.00	0.0%
Rental of Short-term Accommodations	664.00	0.00	0.00	664.00	0.0%
Office Start-up Costs	--	0.00	0.00	--	--
Office Operations	13,274.00	9,784.43	9,784.43	3,489.57	73.7%
Total Office Allowances		9,784.43	9,784.43		
Operational Resources					
Operational Resources	--	5,413.64	5,413.64	--	--
Total Operational Resources		5,413.64	5,413.64		
Travel & Living Allowances					
House in Session	--	8,675.91	8,675.91	--	--
House Not in Session	--	3,196.78	3,196.78	--	--
Intra & Extra-Constituency Travel	14,513.00	9,776.20	9,776.20	4,736.80	67.4%
Total Travel & Living Allowances		21,648.89	21,648.89		
Constituency Allowance					
Constituency Allowance	2,655.00	2,168.66	2,168.66	486.34	81.7%
Total Constituency Allowance		2,168.66	2,168.66		
Total Expenditures					
		39,015.62	39,015.62		

---- End of Report ----



House of Assembly
Newfoundland and Labrador
Member Accountability and Disclosure Report
Expenditures Summarized by Category
01-Apr-11 to 31-Mar-12

PERRY, TRACEY, MHA

Allowance Category	Expenditure Limit for Fiscal Year 2011/12 (Net of HST)	Expenditures Processed 01-Apr-11 to 31-Mar-12 (Net of HST)	Expenditures Year to Date 01-Apr-11 to 31-Mar-12 (Net of HST)	Funds Available (Net of HST)	Percent Expended to Date
Office Allowances					
Office Accommodations	9,228.00	9,228.00	9,228.00	0.00	100.0%
Rental of Short-term Accommodations	664.00	248.44	248.44	415.56	37.4%
Office Start-up Costs	--	0.00	0.00	--	--
Office Operations	13,274.00	12,522.85	12,522.85	751.15	94.3%
Total Office Allowances		21,999.29	21,999.29		
Operational Resources					
Operational Resources	--	5,204.93	5,204.93	--	--
Total Operational Resources		5,204.93	5,204.93		
Travel & Living Allowances					
House in Session	--	20,767.38	20,767.38	--	--
House Not in Session	--	5,550.36	5,550.36	--	--
Intra & Extra-Constituency Travel	52,743.00	20,620.36	20,620.36	32,122.64	39.1%
Total Travel & Living Allowances		46,938.10	46,938.10		
Constituency Allowance					
Constituency Allowance	2,655.00	1,721.24	1,721.24	933.76	64.8%
Total Constituency Allowance		1,721.24	1,721.24		
Total Expenditures		75,863.56	75,863.56		

---- End of Report ----



House of Assembly
Newfoundland and Labrador
Member Accountability and Disclosure Report
Expenditures Summarized by Category
01-Apr-11 to 31-Mar-12

POLLARD, KEVIN, MHA

Allowance Category	Expenditure Limit for Fiscal Year 2011/12 (Net of HST)	Expenditures Processed 01-Apr-11 to 31-Mar-12 (Net of HST)	Expenditures Year to Date 01-Apr-11 to 31-Mar-12 (Net of HST)	Funds Available (Net of HST)	Percent Expended to Date
Office Allowances					
Office Accommodations	12,000.00	12,000.00	12,000.00	0.00	100.0%
Rental of Short-term Accommodations	664.00	66.96	66.96	597.04	10.1%
Office Start-up Costs	--	0.00	0.00	--	--
Office Operations	13,274.00	8,930.79	8,930.79	4,343.21	67.3%
Total Office Allowances		20,997.75	20,997.75		
Operational Resources					
Operational Resources	--	4,063.54	4,063.54	--	--
Total Operational Resources		4,063.54	4,063.54		
Travel & Living Allowances					
House in Session	--	15,351.20	15,351.20	--	--
House Not in Session	--	10,524.45	10,524.45	--	--
Intra & Extra-Constituency Travel	11,150.00	9,476.70	9,476.70	1,673.30	85.0%
Total Travel & Living Allowances		35,352.35	35,352.35		
Constituency Allowance					
Constituency Allowance	2,655.00	915.70	915.70	1,739.30	34.5%
Total Constituency Allowance		915.70	915.70		
Total Expenditures					
		61,329.34	61,329.34		

---- End of Report ----



House of Assembly
Newfoundland and Labrador
Member Accountability and Disclosure Report
Expenditures Summarized by Category
01-Apr-11 to 31-Mar-12

POTTLE, PATTY, MHA

Allowance Category	Expenditure Limit for Fiscal Year 2011/12 (Net of HST)	Expenditures Processed 01-Apr-11 to 31-Mar-12 (Net of HST)	Expenditures Year to Date 01-Apr-11 to 31-Mar-12 (Net of HST)	Funds Available (Net of HST)	Percent Expended to Date
Office Allowances					
Office Accommodations	6,195.00	0.00	0.00	6,195.00	0.0%
Rental of Short-term Accommodations	352.00	0.00	0.00	352.00	0.0%
Office Start-up Costs	--	0.00	0.00	--	--
Office Operations	7,035.00	301.20	301.20	6,733.80	4.3%
Total Office Allowances		301.20	301.20		
Operational Resources					
Operational Resources	--	1,977.05	1,977.05	--	--
Total Operational Resources		1,977.05	1,977.05		
Travel & Living Allowances					
House in Session	--	8,530.14	8,530.14	--	--
House Not in Session	--	0.00	0.00	--	--
Intra & Extra-Constituency Travel	21,528.00	7,049.25	7,049.25	14,478.75	32.7%
Total Travel & Living Allowances		15,579.39	15,579.39		
Constituency Allowance					
Constituency Allowance	1,407.00	0.00	0.00	1,407.00	0.0%
Total Constituency Allowance		0.00	0.00		
Total Expenditures		17,857.64	17,857.64		

---- End of Report ----



House of Assembly
Newfoundland and Labrador
Member Accountability and Disclosure Report
Expenditures Summarized by Category
01-Apr-11 to 31-Mar-12

RIDGELY, BOB, MHA

Allowance Category	Expenditure Limit for Fiscal Year 2011/12 (Net of HST)	Expenditures Processed 01-Apr-11 to 31-Mar-12 (Net of HST)	Expenditures Year to Date 01-Apr-11 to 31-Mar-12 (Net of HST)	Funds Available (Net of HST)	Percent Expended to Date
Office Allowances					
Office Accommodations	6,195.00	0.00	0.00	6,195.00	0.0%
Rental of Short-term Accommodations	352.00	0.00	0.00	352.00	0.0%
Office Start-up Costs	--	0.00	0.00	--	--
Office Operations	7,035.00	109.02	109.02	6,925.98	1.5%
Total Office Allowances		109.02	109.02		
Operational Resources					
Operational Resources	--	581.56	581.56	--	--
Total Operational Resources		581.56	581.56		
Travel & Living Allowances					
House in Session	--	0.00	0.00	--	--
House Not in Session	--	0.00	0.00	--	--
Intra & Extra-Constituency Travel	3,518.00	0.00	0.00	3,518.00	0.0%
Total Travel & Living Allowances		0.00	0.00		
Constituency Allowance					
Constituency Allowance	1,407.00	0.00	0.00	1,407.00	0.0%
Total Constituency Allowance		0.00	0.00		
Total Expenditures		690.58	690.58		

---- End of Report ----



House of Assembly
Newfoundland and Labrador
Member Accountability and Disclosure Report
Expenditures Summarized by Category
01-Apr-11 to 31-Mar-12

ROGERS, GERRY, MHA

Allowance Category	Expenditure Limit for Fiscal Year 2011/12 (Net of HST)	Expenditures Processed 01-Apr-11 to 31-Mar-12 (Net of HST)	Expenditures Year to Date 01-Apr-11 to 31-Mar-12 (Net of HST)	Funds Available (Net of HST)	Percent Expended to Date
Office Allowances					
Office Accommodations	2,912.00	151.34	151.34	2,760.66	5.2%
Rental of Short-term Accommodations	--	0.00	0.00	--	--
Office Start-up Costs	885.00	591.68	591.68	293.32	66.9%
Office Operations	6,239.00	5,720.58	5,720.58	518.42	91.7%
Total Office Allowances		6,463.60	6,463.60		
Operational Resources					
Operational Resources	--	4,299.74	4,299.74	--	--
Total Operational Resources		4,299.74	4,299.74		
Travel & Living Allowances					
House in Session	--	0.00	0.00	--	--
House Not in Session	--	0.00	0.00	--	--
Intra & Extra-Constituency Travel	3,119.00	977.70	977.70	2,141.30	31.3%
Total Travel & Living Allowances		977.70	977.70		
Constituency Allowance					
Constituency Allowance	1,248.00	1,149.91	1,149.91	98.09	92.1%
Total Constituency Allowance		1,149.91	1,149.91		
Total Expenditures		12,890.95	12,890.95		

---- End of Report ----



House of Assembly
Newfoundland and Labrador
Member Accountability and Disclosure Report
Expenditures Summarized by Category
01-Apr-11 to 31-Mar-12

RUSSELL, KEITH, MHA

Allowance Category	Expenditure Limit for Fiscal Year 2011/12 (Net of HST)	Expenditures Processed 01-Apr-11 to 31-Mar-12 (Net of HST)	Expenditures Year to Date 01-Apr-11 to 31-Mar-12 (Net of HST)	Funds Available (Net of HST)	Percent Expended to Date
Office Allowances					
Office Accommodations	2,912.00	0.00	0.00	2,912.00	0.0%
Rental of Short-term Accommodations	312.00	0.00	0.00	312.00	0.0%
Office Start-up Costs	885.00	205.74	205.74	679.26	23.2%
Office Operations	6,239.00	3,206.19	3,206.19	3,032.81	51.4%
Total Office Allowances		3,411.93	3,411.93		
Operational Resources					
Operational Resources	--	8,032.27	8,032.27	--	--
Total Operational Resources		8,032.27	8,032.27		
Travel & Living Allowances					
House in Session	--	8,397.56	8,397.56	--	--
House Not in Session	--	4,536.37	4,536.37	--	--
Intra & Extra-Constituency Travel	4,159.00	1,154.11	1,154.11	3,004.89	27.7%
Total Travel & Living Allowances		14,088.04	14,088.04		
Constituency Allowance					
Constituency Allowance	1,248.00	0.00	0.00	1,248.00	0.0%
Total Constituency Allowance		0.00	0.00		
Total Expenditures		25,532.24	25,532.24		

---- End of Report ----



House of Assembly
Newfoundland and Labrador
Member Accountability and Disclosure Report
Expenditures Summarized by Category
01-Apr-11 to 31-Mar-12

SKINNER, SHAWN, MHA

Allowance Category	Expenditure Limit for Fiscal Year 2011/12 (Net of HST)	Expenditures Processed 01-Apr-11 to 31-Mar-12 (Net of HST)	Expenditures Year to Date 01-Apr-11 to 31-Mar-12 (Net of HST)	Funds Available (Net of HST)	Percent Expended to Date
Office Allowances					
Office Accommodations	6,195.00	0.00	0.00	6,195.00	0.0%
Rental of Short-term Accommodations	352.00	0.00	0.00	352.00	0.0%
Office Start-up Costs	--	0.00	0.00	--	--
Office Operations	7,035.00	0.00	0.00	7,035.00	0.0%
Total Office Allowances		0.00	0.00		
Operational Resources					
Operational Resources	--	727.31	727.31	--	--
Total Operational Resources		727.31	727.31		
Travel & Living Allowances					
House in Session	--	0.00	0.00	--	--
House Not in Session	--	0.00	0.00	--	--
Intra & Extra-Constituency Travel	3,518.00	0.00	0.00	3,518.00	0.0%
Total Travel & Living Allowances		0.00	0.00		
Constituency Allowance					
Constituency Allowance	1,407.00	0.00	0.00	1,407.00	0.0%
Total Constituency Allowance		0.00	0.00		
Total Expenditures		727.31	727.31		

---- End of Report ----



House of Assembly
Newfoundland and Labrador
Member Accountability and Disclosure Report
Expenditures Summarized by Category
01-Apr-11 to 31-Mar-12

SULLIVAN, SUSAN, MHA

Allowance Category	Expenditure Limit for Fiscal Year 2011/12 (Net of HST)	Expenditures Processed 01-Apr-11 to 31-Mar-12 (Net of HST)	Expenditures Year to Date 01-Apr-11 to 31-Mar-12 (Net of HST)	Funds Available (Net of HST)	Percent Expended to Date
Office Allowances					
Office Accommodations	7,488.00	7,488.00	7,488.00	0.00	100.0%
Rental of Short-term Accommodations	664.00	0.00	0.00	664.00	0.0%
Office Start-up Costs	--	0.00	0.00	--	--
Office Operations	13,274.00	8,517.43	8,517.43	4,756.57	64.2%
Total Office Allowances		16,005.43	16,005.43		
Operational Resources					
Operational Resources	--	4,817.59	4,817.59	--	--
Total Operational Resources		4,817.59	4,817.59		
Travel & Living Allowances					
House in Session	--	11,148.01	11,148.01	--	--
House Not in Session	--	0.00	0.00	--	--
Intra & Extra-Constituency Travel	10,088.00	1,174.80	1,174.80	8,913.20	11.6%
Total Travel & Living Allowances		12,322.81	12,322.81		
Constituency Allowance					
Constituency Allowance	2,655.00	684.57	684.57	1,970.43	25.8%
Total Constituency Allowance		684.57	684.57		
Total Expenditures		33,830.40	33,830.40		

---- End of Report ----



House of Assembly
Newfoundland and Labrador
Member Accountability and Disclosure Report
Expenditures Summarized by Category
01-Apr-11 to 31-Mar-12

VERGE, WADE, MHA

Allowance Category	Expenditure Limit for Fiscal Year 2011/12 (Net of HST)	Expenditures Processed 01-Apr-11 to 31-Mar-12 (Net of HST)	Expenditures Year to Date 01-Apr-11 to 31-Mar-12 (Net of HST)	Funds Available (Net of HST)	Percent Expended to Date
Office Allowances					
Office Accommodations	6,195.00	0.00	0.00	6,195.00	0.0%
Rental of Short-term Accommodations	664.00	146.30	146.30	517.70	22.0%
Office Start-up Costs	--	0.00	0.00	--	--
Office Operations	13,274.00	7,447.34	7,447.34	5,826.66	56.1%
Total Office Allowances		7,593.64	7,593.64		
Operational Resources					
Operational Resources	--	5,482.35	5,482.35	--	--
Total Operational Resources		5,482.35	5,482.35		
Travel & Living Allowances					
House in Session	--	13,694.76	13,694.76	--	--
House Not in Session	--	12,178.25	12,178.25	--	--
Intra & Extra-Constituency Travel	10,177.00	6,583.70	6,583.70	3,593.30	64.7%
Total Travel & Living Allowances		32,456.71	32,456.71		
Constituency Allowance					
Constituency Allowance	2,655.00	1,861.31	1,861.31	793.69	70.1%
Total Constituency Allowance		1,861.31	1,861.31		
Total Expenditures		47,394.01	47,394.01		

---- End of Report ----



House of Assembly
Newfoundland and Labrador
Member Accountability and Disclosure Report
Expenditures Summarized by Category
01-Apr-11 to 31-Mar-12

WISEMAN, ROSS, MHA

Allowance Category	Expenditure Limit for Fiscal Year 2011/12 (Net of HST)	Expenditures Processed 01-Apr-11 to 31-Mar-12 (Net of HST)	Expenditures Year to Date 01-Apr-11 to 31-Mar-12 (Net of HST)	Funds Available (Net of HST)	Percent Expended to Date
Office Allowances					
Office Accommodations	18,080.00	18,080.00	18,080.00	0.00	100.0%
Rental of Short-term Accommodations	664.00	0.00	0.00	664.00	0.0%
Office Start-up Costs	--	0.00	0.00	--	--
Office Operations	13,274.00	9,898.65	9,898.65	3,375.35	74.6%
Total Office Allowances		27,978.65	27,978.65		
Operational Resources					
Operational Resources	--	4,769.76	4,769.76	--	--
Total Operational Resources		4,769.76	4,769.76		
Travel & Living Allowances					
House in Session	--	2,975.51	2,975.51	--	--
House Not in Session	--	4,328.53	4,328.53	--	--
Intra & Extra-Constituency Travel	9,027.00	3,102.41	3,102.41	5,924.59	34.4%
Total Travel & Living Allowances		10,406.45	10,406.45		
Constituency Allowance					
Constituency Allowance	2,655.00	679.72	679.72	1,975.28	25.6%
Total Constituency Allowance		679.72	679.72		
Total Expenditures		43,834.58	43,834.58		

---- End of Report ----



House of Assembly
Newfoundland and Labrador
Member Accountability and Disclosure Report
Expenditures Summarized by Category
01-Apr-11 to 31-Mar-12

YOUNG, WALLACE, MHA

Allowance Category	Expenditure Limit for Fiscal Year 2011/12 (Net of HST)	Expenditures Processed 01-Apr-11 to 31-Mar-12 (Net of HST)	Expenditures Year to Date 01-Apr-11 to 31-Mar-12 (Net of HST)	Funds Available (Net of HST)	Percent Expended to Date
Office Allowances					
Office Accommodations	6,195.00	0.00	0.00	6,195.00	0.0%
Rental of Short-term Accommodations	352.00	0.00	0.00	352.00	0.0%
Office Start-up Costs	--	0.00	0.00	--	--
Office Operations	7,035.00	2,046.01	2,046.01	4,988.99	29.1%
Total Office Allowances		2,046.01	2,046.01		
Operational Resources					
Operational Resources	--	912.67	912.67	--	--
Total Operational Resources		912.67	912.67		
Travel & Living Allowances					
House in Session	--	8,446.11	8,446.11	--	--
House Not in Session	--	9,766.99	9,766.99	--	--
Intra & Extra-Constituency Travel	5,910.00	5,770.24	5,770.24	139.76	97.6%
Total Travel & Living Allowances		23,983.34	23,983.34		
Constituency Allowance					
Constituency Allowance	1,407.00	597.30	597.30	809.70	42.5%
Total Constituency Allowance		597.30	597.30		
Total Expenditures		27,539.32	27,539.32		

---- End of Report ----



*HOUSE OF ASSEMBLY
NEWFOUNDLAND & LABRADOR*

Appendix I

Changes or Adjustments to Allowances and Expenses



Section 18 of the *Members' Resources and Allowances Rules* provides a maximum allowance of \$7,000 (inclusive of HST) for constituency office accommodations. Under the Rules, a Member may make application in writing to the Speaker requesting permission to exceed the maximum when accommodations cannot be obtained within the maximum guidelines. The Speaker must report, in writing, to the Commission any authorizations made under this section of the Rules. The following approval was provided during the reporting period ended March 31, 2012:

DISTRICT	MEMBER	AMOUNT APPROVED	REASON
Bay of Islands	Mr. Eddie Joyce	\$12,012.00	Lowest proposal received.



*HOUSE OF ASSEMBLY
NEWFOUNDLAND & LABRADOR*

Appendix J

Speaker's Delegated Authority



The Commission through **CM 2008-95**, pursuant to subsection 20(4) of the *House of Assembly Accountability, Integrity and Administration Act*, delegated authority to the Speaker respecting urgent financial matters relating to the administration of the House of Assembly and the Statutory Offices. The Speaker is to consult with the Government House Leader, Opposition House Leader and the Leader of the Third Party and report all decisions and the reasons for them at a subsequent meeting of the Commission.

The following are the approvals under the Speaker's delegated authority respecting urgent financial matters, for the reporting period ended March 31, 2012:

DISTRICT	MEMBER	TYPE OF EXPENDITURE	COSTS	Reason
St. John's South	Mr. Tom Osborne	Constituency Allowance - Event	\$86.63	Claim submitted past 60 day deadline.
St. Barbe	Mr. Wallace Young	Constituency Allowance - Wreath	\$84.00	Claim submitted past 60 day deadline.
Conception Bay East - Bell Island	Mr. David Brazil	Office Supplies - Frames Communications - Postage Constituency Allowance - Event Travel and Meals	\$910.63	Claim submitted past 60 day deadline.
Conception Bay East - Bell Island	Mr. David Brazil	Travel and Meals	\$603.77	Claim submitted past 60 day deadline.
Terra Nova	Mr. Sandy Collins	Communications - Christmas Cards	\$70.00	Claim submitted past 60 day deadline.



Appendix K Clerk's Authorization for Rental Vehicles in Excess of 15 Days



Section 40(1) of the *Members' Resources and Allowances Rules* states that rental vehicles are an allowable mode of travel for Members of the House of Assembly. Section 40(10) states however, that where a Member travels by a rental vehicle for more than 15 consecutive days, the approval of the Clerk is required, with all such approvals to be reported at the next meeting of the Commission.

The following are the approvals of the Clerk during the reporting period ended March 31, 2012:

DISTRICT	MEMBER	TYPE OF EXPENDITURE	DETAILS
Labrador West	Mr. Jim Baker	Rental vehicle in excess of 15 days	Approval was given for a rental vehicle in St. John's for 3 extra days, beyond the 15 consecutive days allowable without approval.