



Colonial Building  
1850-1959

Confederation Building  
1960-present



# *House of Assembly Management Commission*

2012-2013 Annual Report







## Message from the Speaker



I am pleased to present the House of Assembly Management Commission Annual Report for the fiscal year ended March 31, 2013, which includes a summary of the work of the Management Commission during the period April 1, 2012 to March 31, 2013.

During this reporting period, a Members' Compensation Review Committee (MCRC) was appointed to conduct an inquiry into and prepare a report respecting the salaries, allowances, severance payments and pensions paid to Members of the House of Assembly. This committee, which must be appointed at least once during each General Assembly, submitted its report to the Speaker in November 2012. The report, which included a total of 26 recommendations, requires significant work of the Commission to consider and implement. Some of this work commenced prior to the end of the 2012-13 reporting period and will continue into the year ahead.

I would like to thank the outgoing members of the Management Commission for their contribution and commitment during their tenures. I would also like to recognize and welcome the incoming Members and I look forward to their continued dedication to the valuable work of the Commission.

I also recognize the employees of the House of Assembly Service whose support is vital to the effective operation of the Management Commission. I commend them for their hard work and continued dedication.

**Honourable Ross Wiseman, MHA**  
Speaker of the House of Assembly  
Chair, House of Assembly Management Commission





## Table of Contents

Mandate .....	1
Membership of the Commission .....	2
Membership for the Reporting Period .....	2
Duties and Responsibilities of Members .....	3
Support to the Commission .....	3
Proceedings of the Commission .....	4
Commission Minutes .....	5
Authority of the Commission .....	6
Rules.....	6
Issuing Directives.....	7
Specific Decisions .....	7
Appeal of Claims by Members .....	8
Review of Allowance Use .....	9
Audit Committee .....	9
Financial Reporting .....	10
Management Certification .....	11
Audited Financial Information .....	11
Report on Recommendations by the Auditor General .....	11
Members' Salaries, Allowances and Expenses .....	12
Changes or Adjustments to Allowances and Expenses .....	12
Travel Under Special Circumstances - Authorizations under Section 43 .....	12
Speaker's Delegated Authority .....	13
Clerk's Authorizations for Furniture and Equipment Expenditures .....	13
Clerk's Authorizations for Rental Vehicles in Excess of 15 Days .....	13
List of Appendices .....	14





## Mandate

The House of Assembly Management Commission was established under the authority of the *House of Assembly Accountability, Integrity and Administration Act* (the Act), which received Royal Assent on June 14, 2007. The Act established an administrative framework for the House of Assembly that is transparent and accountable and includes subordinate legislation known as the *Members' Resources and Allowances Rules* which promote accountability in, and transparency with respect to, the expenditure of public funds.

The Commission membership comprises representatives of three elected parties, the Speaker, who is the Chair of the Commission, and the Clerk who is secretary to the Commission but does not have voting privileges.

The Commission derives its mandate from subsection 20(1) of the Act which states:

*The Commission is responsible for the financial stewardship of all public money, within the meaning of the Financial Administration Act, that may be voted by the House of Assembly for the use and operation of the House of Assembly and statutory offices, and for all matters of financial and administrative policy affecting the House of Assembly, its members, offices, and staff and in connection with them, and, in particular, the commission shall*

- 1) *oversee the finances of the House of Assembly including its budget, revenues, expenses, assets and liabilities;*
- 2) *review and approve the administrative, financial and human resource and management policies of the House of Assembly service and statutory offices;*
- 3) *implement and periodically review and update financial and management policies applicable to the House of Assembly service and statutory offices;*
- 4) *give directions with respect to matters that the commission considers necessary for the efficient and effective operation of the House of Assembly service and statutory offices;*
- 5) *make and keep current rules respecting the proper administration of allowances for members and reimbursement and payment of their expenditures in implementation of subsection 11 (2) of this Act;*
- 6) *annually report, in writing, to the House of Assembly, through the speaker, with respect to its decisions and activities in accordance with section 51; and*
- 7) *exercise other powers given to the commission and to perform other duties imposed on the commission under this or another Act.*



## Membership

Membership of the Commission is detailed in subsection 18(3) of the Act as follows:

- *the speaker, or, in his or her absence, the deputy speaker, who is the chairperson;*
- *the clerk, who is the secretary but does not vote;*
- *the government house leader;*
- *the official opposition house leader;*
- *two members who are members of the government caucus, only one of whom may be a member of the Executive Council (this member is appointed by Cabinet);*
- *one member who is a member of the official opposition caucus; and*
- *one member, if any, from a third party that is a registered political party and has at least one member elected to the House of Assembly. (If there is no third party, an additional member is chosen from the official opposition caucus.)*

Membership of the Commission during the period from April 1, 2012 to March 31, 2013 included:

- Hon. Ross Wiseman, MHA, Speaker
- Hon. Joan Shea, MHA, St. George's-Stephenville East
- Hon. Jerome Kennedy, MHA, Carbonear-Harbour Grace (*April 1, 2012 to October 19, 2012*)
- Hon. Darin King, MHA, Grand Bank (*effective October 19, 2012*)
- Ms. Yvonne Jones, MHA, Cartwright-L'Anse Au Clair
- Ms. Lorraine Michael, MHA, Signal Hill-Quidi Vidi
- Mr. Kevin Parsons, MHA, Cape St. Francis (*April 1, 2012 to June 12, 2012*)
- Mr. Vaughn Granter, MHA, Humber West (*effective June 12, 2012*)
- Mr. Dwight Ball, MHA, Humber Valley (*appointed to the Commission effective October 2011*)
- Mr. William MacKenzie, Clerk of the House of Assembly, Secretary to the Commission (*April 1, 2012 to July 2, 2012*)
- Ms. Sandra Barnes, Clerk of the House of Assembly, Secretary to the Commission (*Effective July 2, 2012*)
- 

In the absence of the Speaker, the Deputy Speaker chairs the Commission meetings. The Deputy Speaker during the reporting period was Mr. Wade Verge, MHA, Lewisporte.





## ***Duties and Responsibilities of Members***

The individual duties of commission members are listed in section 21 of the Act, which states

21. (a) *A member of the commission, in exercising his or her powers and discharging his or her duties, shall exercise the care, diligence and skill that a reasonably prudent person would exercise in comparable circumstances.*
- (b) *A member of the commission shall not be considered to be in breach of the duty in subsection (1) if he or she acts prudently and on a reasonably informed basis.*
- (c) *A member of the commission shall act honestly and in good faith on the basis of adequate information in arriving at decisions if the commission and shall:*
- i. attend meetings of the commission unless unable to do so for good reason;*
  - ii. spend sufficient time on the affairs of the commission to comply with his or her duties and responsibilities; and*
  - iii. consider and advocate policies that promote compliance with this Act and rules.*

## **Support to the Commission**

The House of Assembly Management Commission is supported by the House of Assembly Service, established under the *House of Assembly Accountability, Integrity and Administration Act*. The House of Assembly Service supports the functioning of the House of Assembly and its committees, the House of Assembly Management Commission and Members of the House of Assembly.

The House of Assembly Service includes the Speaker, the Clerk and the Office of the Clerk. It also includes the Corporate and Members' Services Division which provides financial, human resources, payroll and administrative services. The Information Management Division includes the services of the Legislative Library, Records Management, Broadcast Services and Hansard.

The Office of the Clerk provides full administrative support to the House of Assembly Management Commission by preparing Commission briefing materials, researching and analyzing issues on the Commission meeting agenda, coordinating and facilitating Commission meetings, and maintaining Commission records.



## Proceedings of the Commission

Meetings of the Commission are publicly broadcast live in the same manner as proceedings of the House of Assembly. In addition, live and archived webcasts are available on the House of Assembly website ([www.assembly.nl.ca](http://www.assembly.nl.ca)). Hansard provides a full transcript of each Commission meeting and these transcripts are also posted on the website. All Commission briefing materials, Minutes and reports can be viewed on the website as well.

The Commission held six televised meetings during the reporting period:

- April 25, 2012
- July 4, 2012
- September 18, 2012
- December 4 & 5, 2012
- February 27, 2013
- March 20, 2013

### *In Camera meetings*

As required under subsection 19(1) of the Act, all proceedings of the Commission are open to the public except for those pertaining to:

- (a) *personnel matters relating to officers and employees of the House of Assembly, political staff as defined in paragraph 2(1)(e) of the Conflict of Interest Act, 1995 and statutory offices;*
- (b) *legal matters, including actual or potential litigation;*
- (c) *matters protected by privacy and data protection laws; and*
- (d) *budget deliberations involving the preparation of the annual estimates of expenditure of the House of Assembly and the statutory offices*

Proceedings to deal with the above issues are deliberated at *in camera* meetings of the Commission. The substance of Decisions made *in camera* are recorded and reported at the next public meeting of the Commission.

The Commission held four (4) *in camera* meetings during the reporting period as follows:



**1. February 27, 2013**

The Commission approved the creation of one permanent Systemic Advocacy Consultant position; and the abolition of one permanent Individual Advocacy Specialist position for the Office of the Child and Youth Advocate (**CM 2013-001 and CM 2013-002 refers**).

**2. February 28, 2013**

The Commission approved the 2013-2014 budget estimates for the Legislature to be forwarded to the Minister of Finance for inclusion in the Estimates 2012 and voted on in the House of Assembly (**CM 2013-026 refers**).

The Commission approved the abolition of following permanent positions in the House of Assembly Service and Statutory Offices: Director of Individual Advocacy and Outreach; Investigator; Committee Researcher; Manager, Legislative Library; Purchasing Officer; Sergeant-at-Arms; Parliamentary Trans-editor; Voter Registry Coordinator -2 positions (**CM 2013-027 refers**).

The Commission approved the creations of the following positions: Permanent sessional Parliamentary Trans-editor at GL 05; Permanent sessional Sergeant-at-Arms at HL 17; Permanent part-time Voter Registry Coordinator at GL 07 (**CM 2013-028 refers**).

## Commission Minutes

Minutes of the Commission meetings record the time, date, and location of the meetings as well as who was in attendance and include only the Decisions of the Commission and reports made to the Commission. The transcript of discussion is provided by Hansard and posted on the House of Assembly website.

Minutes of the Commission are approved at the next meeting. Once approved, the Minutes are provided to each MHA and published on the House of Assembly website for inspection by the public.

The Minutes are also tabled by the Speaker in the House of Assembly no later than 5 days after their approval, if the House is sitting, or no later than 5 days after the beginning of the next sitting of the House. The Minutes of the Commission meetings held during the reporting period can be found in **Appendix A**.



## Authority of the Commission

The decision-making authority of the House of Assembly Management Commission is exercised through specific actions that include making rules, issuing directives and making specific decisions.

### *Rules*

Paragraph 20(6)(a) of the Act provides the Commission the authority to make rules of general application respecting the amounts which Members may claim for reimbursement or payment of allowable expenses and the manner in which the allowances will be claimed and paid; the employment and payment of constituency assistants and the reimbursement of reasonable expenses incurred by those assistants in carrying out their duties; the financial accountability of Members; and the duties and responsibilities of the Clerk with respect to the financial administration of the House of Assembly and the statutory offices.

### Amending Process

The process for making or amending rules which adjust the levels of expenses is contained in subsection 15(5) of the *House of Assembly Accountability, Integrity and Administration Act* (the Act). The general power to enact amendments is contained in Section 64 of the Act.

The rules amended during the reporting period came under subsection 15(5) of the Act and followed the process outlined below:

- a) a draft of the amendment is proposed at a meeting of the Commission;
- b) notice and reading of the draft shall be given in the House of Assembly (when in session) and posted on the House website; when the House is not in session, the draft must be distributed to all Members;
- c) the draft amendment is voted on at a subsequent meeting of the Commission; and
- d) the Office of Legislative Counsel prepares the final version for publishing in the Newfoundland and Labrador Gazette as subordinate legislation, upon which date the rule becomes effective.

The Commission approved a number of rule amendments at its June 7, 2011 meeting that converted various Directives of the Commission directly into the *Members' Resources and Allowances Rules*. A complete summary of these amendments is included in **Appendix B**.

The process for amending the annual level of allowances or resources is outlined in subsection 20(7) of the Act. There were no such amendments during the 2011-2012



reporting period.

### Distribution Process

All rule amendments, upon Gazetting, are distributed to all Members of the House of Assembly, the Comptroller General, the Auditor General, Office Managers of each of the caucuses, the Assistant Deputy Clerk of Executive Council and the Director of Operations, Office of the Premier. The amendments are also distributed internally to the Clerk's Office and the Corporate and Members' Services Division.

### ***Issuing Directives***

The Commission has authority under paragraph 20(6)(b) of the Act to issue directives which interpret, clarify or amplify the rules contained in the *Members' Resources and Allowances Rules*. Directives may also establish policies, including financial and management policies, or alter, on appeal, rulings of the Speaker.

During the reporting period, the Commission issued one Directive:

- Revisions to Standard Office Allocation Package for Members & Constituency Assistants

A summary of this Directive is included in **Appendix C**. This Directive also has an accompanying policy attached. The policy can be found on the House of Assembly website at [www.assembly.nl.ca/mancomm/PoliciesGuidelines](http://www.assembly.nl.ca/mancomm/PoliciesGuidelines).

### Distribution Process

All Directives are distributed to all Members of the House of Assembly, the Comptroller General, the Auditor General, Office Managers of each of the caucuses, the Assistant Deputy Clerk of Executive Council and the Director of Operations, Office of the Premier. The Directives are distributed internally to the Clerk's Office, Corporate and Members' Services Division and the Legislative Library. The Directives are also posted on the House of Assembly website at [www.assembly.nl.ca/mancomm/directives](http://www.assembly.nl.ca/mancomm/directives).

### ***Specific Decisions***

The Commission has authority under paragraph 20(6)(c) of the Act to make Decisions on individual cases or appeals brought to the Commission and on other matters that require a Decision by the Commission in relation to the administration of the House of Assembly.

All decisions made by the Commission during the reporting period are included in the Minutes of the Commission meetings in **Appendix A**.



## Appeal of Claims by Members

Under section 24 of the *House of Assembly Accountability, Integrity and Administration Act*, the Speaker or the Commission may make a ruling when an expense claim has been rejected by the Corporate and Members' Services Division. Subsections 24 (8) and (9) state as follows:

- (8) *Where the ruling of the speaker is that the expenditure does not comply with the rules and directives of the commission, the member may appeal that ruling to the commission and, after giving the member an opportunity to make a submission in writing in support of the appeal, the commission may decide to reverse, uphold or modify the ruling of the speaker, and the decision of the commission is final.*
- (9) *Notwithstanding that an expense claim has been denied by an officer, staff member or the speaker, in accordance with the rules, where there is an appeal to the commission under this section and the commission determines that claimed expense amount*
- (a) *has been incurred by the member; and*
  - (b) *is a permitted expense under the Act and rules; and*
  - (c) *does not exceed an expense amount or allowance allocation permitted under the rules,*

*and a denial of payment of the expense amount would, in the opinion of the commission, be unjust, the commission may approve the expenditure for the claimed expense to the extent that the commission considers to be just and the decision of the commission is final.*

During the reporting period there were fourteen (14) appeals received by the Speaker. In all cases, the appeals were brought forward to the Commission for consideration, as provided for in subsection 24(9) of the Act. The details of the rulings of the Commission are included in **Appendix D**.



## Review of Allowance Use

Under section 52 of the *House of Assembly Accountability, Integrity and Administration Act* (the Act), the Speaker may request a review of allowance use.

Subsection 52(1) states:

*At the request of a member or of the clerk on his or her own initiative, the speaker may conduct, in his or her capacity as chair of the commission, a review that the speaker considers necessary to determine whether a member's use of an allowance, disbursement, payment, good, premises or service provided under this Act complies with*

- (a) *the purposes for which the allowance, disbursement, payment, good, premises or service was provided; or*
- (b) *the purpose of this Act, the rules or the directives of the commission.*

There were no reviews of allowance use during the 2011-2012 reporting period.

## Audit Committee

The Audit Committee is a committee of the Commission, established under the *House of Assembly Accountability, Integrity and Administration Act*. The Committee provides assistance to the Commission in carrying out its oversight responsibility to the House of Assembly and to the public with respect to the stewardship of public money. The full duties of the Audit Committee are outlined in section 23 of the Act.

The Committee consists of two members of the Commission and two members chosen by the Chief Justice of the Province who are not Members of the House of Assembly. The Chair of the Audit Committee is appointed by the Commission. The Clerk Assistant acts as secretary of the committee.

The members of the Audit Committee during the period of April 1 2011 to March 31, 2012 included:

- Mr. Kevin Parsons, MHA, Cape St. Francis (*Chair of the Audit Committee from April 1, 2012 to June 12, 2012*)
- Mr. Vaughn Granter, MHA, Humber West (*Chair of the Audit Committee effective September 18, 2012*).
- Ms. Yvonne Jones, MHA, Cartwright-L'anse aux Clair



- Ms. Janet Gardiner, FCA (*Member of the Audit Committee from April 1, 2012 to August 31, 2012*)
- Dr. Alex Faseruk (*Member of the Audit Committee effective December 3, 2012*)
- Ms. Gail Hamilton, FCA

Ms. Elizabeth Murphy, Clerk Assistant, is secretary to the Committee.

There was one report submitted by the Audit Committee during the 2011-2012 reporting period, which can be found in **Appendix E**.

## Financial Reporting

Under subsection 20(5) of the *House of Assembly Accountability, Integrity and Administration Act*, the commission is required to:

- (a) *regularly, and at least quarterly, review the financial performance of the House of Assembly as well as the actual expenditures of members compared with approved allocations;*
- (b) *ensure that an annual financial audit is completed of the accounts of the House of Assembly and the statutory offices in accordance with section 43 within 90 days after the end of a fiscal year;*
- (c) *ensure that a compliance audit is completed of the accounts of the House of Assembly and the statutory offices in accordance with section 43 at least once every General Assembly, and reported on within 90 days after the end of the fiscal year to which it relates;*
- (d) *ensure that full and plain disclosure of the accounts and operations of the House of Assembly and statutory offices is made to the auditor appointed under section 43;*
- (e) *consider and address on a timely basis recommendations of the auditor appointed under section 43; and*
- (f) *report, in writing, annually to the House of Assembly, or a committee established by it, the results of an audit and the steps taken or to be taken to address matters of concern raised by an audit.*





### ***Management Certification***

Section 20 of the *House of Assembly Accountability, Integrity and Administration Act* requires the Clerk to certify to the Commission that the House of Assembly and Statutory Offices have in place appropriate systems of internal controls and that those systems are operating effectively.

Consultants were engaged to provide assistance to enable the Clerk to meet the management certification requirements. The services provided included a review of the design effectiveness and existence of internal controls, identification of any control gaps and recommendations for remedial action. Tests of controls were designed, executed and evaluated to determine if controls were operating effectively. The internal control documentation was updated to reflect the controls in place at the end of each period.

The Auditor's Report states that the Clerk's Management Certification as of 31 March 2013 was fairly stated and that the internal controls over financial reporting were operating effectively, in all material respects, as at the date noted.

The Management Certification dated 31 March 2013 is included with the financial information in **Appendix F**.

### ***Audited Financial Information***

The financial information audited by the Auditor General includes the schedule of assets and liabilities, the schedules of expenditure and related revenues, and gross expenditures and unexpended balances for the year ended 31 March 2013.

The Auditor's Report provides an unqualified opinion on the financial information for the House of Assembly and its Statutory Offices and states that the financial information for the year ended 31 March 2013 is prepared, in all material aspects, in accordance with the accounting policies disclosed in Note 1.

The audited financial information is also included in **Appendix F**.

### ***Report on Recommendations by the Auditor General***

The report on the recommendations made by the Auditor General contains recommendations resulting from the audit of the financial information for the House of Assembly and its Statutory Offices for the year ended 31 March 2013 and the audit of the Management Certification dated 31 March 2013. There were no such recommendations from the Auditor General during the reporting period.



### ***Members' Salaries, Allowances and Expenses***

Reports on salaries, allowances and expenses permitted for, and paid to, each Member by the House of Assembly during the reporting period are also included in **Appendix G**. The first report includes compensation paid to Members by the House of Assembly. The second report includes Member Accountability and Disclosure Reports – Expenditures Summarized by Category for each Member during the reporting period.

## **Changes or Adjustments to Allowances and Expenses**

Section 18 of the *Members' Resources and Allowances Rules* provides a maximum allowance of \$7,000 (inclusive of HST) for constituency office accommodations. Under the Rules, a Member may make application in writing to the Speaker requesting permission to exceed the maximum amount when accommodations cannot be obtained within the guidelines. The Speaker must report, in writing, to the Commission any authorizations made under this section of the Rules.

A summary of authorizations made under subsection 18(4) for the reporting period is included in **Appendix H**.

## **Travel under Special Circumstances - Authorizations under Section 43**

Section 43 of the *Members' Resources and Allowances Rules* provides that a Member may claim for additional travel expenses when the Member is traveling and unable to return to his/her residence when scheduled to do so and would not otherwise be entitled to claim reimbursement for such expenses. Under the Rules, a Member can make application to the Clerk or the Speaker before incurring such expenses, if practical. Otherwise, the Member must notify the Speaker at the earliest reasonable opportunity after incurring the expenses. The Speaker must report, in writing, to the Commission any authorizations made under this section of the Rules.

There were no authorizations under section 43 for the period ending March 31, 2012.



## Speaker's Delegated Authority

The Commission through **CM 2008-95**, pursuant to subsection 20(4) of the *House of Assembly Accountability, Integrity and Administration Act*, delegated authority to the Speaker respecting urgent financial matters relating to the administration of the House of Assembly and the Statutory Offices. The Speaker is to consult with the Government House Leader, Opposition House Leader and the Leader of the Third Party and report all decisions and the reasons for them at a subsequent meeting of the Commission.

A summary of all approvals under the Speaker's Delegated Authority for the reporting period is included in **Appendix I**.

## Clerk's Authorization for Furniture and Equipment Expenditures

The Commission approved a Standard Office Allocation Package for Members and Constituency Assistants pursuant to Section 25(1) of the *Members' Resources and Allowances Rules*. At its May 2, 2008 meeting, the Commission delegated authority to the Clerk to pre-approve expenditures for other furniture and equipment to a maximum of \$500.00, with the Clerk to report all such approvals to the Commission (CM 2008-044 refers).

A summary of the authorizations for furniture and equipment expenditures provided by the Clerk during the reporting period are included in **Appendix J**.

## Clerk's Authorization for Rental Vehicles in Excess of 15 Days

Section 40(1) of the *Members' Resources and Allowances Rules* states that rental vehicles are an allowable mode of travel for Members of the House of Assembly. Section 40(10) states however, that where a Member travels by a rental vehicle for more than 15 consecutive days, the approval of the Clerk is required, with all such approvals to be reported at the next meeting of the Commission. There were no such approvals during the reporting period.





## Appendices

### **Appendix A**

Minutes of Commission Meetings

### **Appendix B**

Rule Amendments

### **Appendix C**

Directives

### **Appendix D**

Appeal of Claims by Members

### **Appendix E**

Audit Committee Reports

### **Appendix F**

Financial Information and Management Certification 31 March 2012

### **Appendix G**

Members' Salaries, Allowances and Expenses

### **Appendix H**

Changes or Adjustments to Allowances and Expenses

### **Appendix I**

Speaker's Delegated Authority

### **Appendix J**

Clerk's Authorization for Furniture and Equipment Expenditures





*HOUSE OF ASSEMBLY  
NEWFOUNDLAND & LABRADOR*

# Appendix A Minutes of the Commission







I certify that Appendix A contains the Minutes of the proceedings of the House of Assembly Management Commission for the reporting period 2012-2013 and that they are an accurate reflection of the Decisions of the Commission made at the proceedings.

A handwritten signature in blue ink that reads "Sandra Barnes".

**Sandra Barnes**  
Clerk of the House of Assembly and  
Secretary to the Commission





**House of Assembly  
Newfoundland and Labrador**

**Minutes of the House of Assembly  
Management Commission**

**Date:** April 25, 2012

**Location:** House of Assembly Chamber

**Time:** 5:30 p.m.

**Members Present:**

Hon. Ross Wiseman, Speaker

Mr. William MacKenzie, Clerk of the House of Assembly

Hon. Jerome Kennedy, Government House Leader

Hon. Joan Burke, MHA (PC) St. Georges - Stephenville

Ms. Lorraine Michael, MHA (NDP) Signal Hill - Quidi Vidi

Mr. Kevin Parsons, MHA (PC) Cape St. Francis

Ms. Yvonne Jones, MHA (L) Cartwright - L'Anse Au Clair

Mr. Dwight Ball, MHA (L) Humber Valley

**Other:**

Mr. Wade Verge, MHA (PC) Lewisporte, Deputy Speaker

Ms. Marlene Lambe, Chief Financial Officer

Ms. Marie Keefe, Policy and Communications Officer

The Commission agreed to amend the agenda to include an appeal from the Member for St. Barbe respecting payment of an expense claim.

**CM 2012-007**      The Minutes of the House of Assembly Management Commission meeting held on January 25, 2012 were approved as read.

## Reports

The Speaker gave an update on authorizations made under subsection 18(4) of the *Members Resources and Allowances Rules* for the period ending April 18, 2012. The approvals are as follows:

- \$16,200.00 (HST excluded) was approved for office accommodations for the Member for Harbour Main, Mr. Tom Hedderson;
- \$9,492.00 was approved for office accommodations for the Member for Fortune Bay-Cape La Hune, Ms. Tracey Perry;
- \$17,820.00 was approved for office accommodations for the Member for Bonavista South, Mr. Glen Little;
- \$8,962.80 was approved for office accommodations for the Member for Port au Port, Mr. Tony Cornect;
- \$14,100.00 was approved for office accommodations for the Member for St. Barbe, Mr. Jim Bennett; and,
- \$12,000.00 was approved for office accommodations for the Member for Burgeo – LaPoile, Mr. Andrew Parsons.

All amounts are exclusive of HST and were the lowest proposals submitted.

The Speaker reported the following authorization under Delegated Authority Respecting Urgent Matters for the period ending April 19, 2012:

The Speaker, following the required consultation with the Government House Leader, Official Opposition House Leader and the Leader of the Third Party, approved adjustments to the 2012-13 budget estimates which had been approved by the Commission at its *in camera* budget meeting held on January 25, 2012. **CM 2012-006 refers.**

As the timelines and the House being in session made it difficult to schedule a regular Commission meeting, it was considered an urgent financial matter under the provisions of **CD 2008-007**.

The Speaker reported on the appointment of an Auditor for the House of Assembly and Statutory Offices for the year ending 31 March 2012. As the Audit Committee did not recommend an auditor to the Commission, an auditor was not appointed by the end of the fiscal year. In accordance with 43(5), the Auditor General of the province will be the auditor.

As required by subsection 43(4) of the Act, the Speaker will report the appointment to the House of Assembly.

The Clerk reported on authorization given for furniture and equipment expenditures. The approvals are as follows:

- \$320.00 was approved for a wireless telephone headset for the constituency office of Mr. Christopher Mitchelmore, District of The Straits – White Bay North;
- \$418.00 was approved for a filing cabinet for the constituency office of Mr. Tom Marshall, District of Humber East;
- \$184.00 was approved for a refrigerator for the constituency office of Mr. Wade Verge, District of Lewisporte;
- \$329.93 was approved for a locking storage cabinet for the constituency office of Mr. Derek Dalley, District of The Isles of Notre Dame;
- \$416.64 was approved for a vertical filing cabinet for the constituency office of Mr. Derek Dalley, District of The Isles of Notre Dame;
- \$295.00 was approved for a vertical filing cabinet for the constituency office of Ms. Tracey Perry, District of Fortune Bay-Cape LaHune;
- \$372.36 was approved for a shelving unit for the constituency office of Mr. Wade Verge, District of Lewisporte; and,
- \$189.00 was approved for HP LaserJet Pro for the constituency office of Mr. Clayton Forsey, District of Exploits.

**CM 2012-008** Pursuant to subsection 64(1) of the *House of Assembly Accountability, Integrity and Administration Act*, the Commission approved the following amendment to the *Members' Resources and Allowances Rules*, subject to final wording by the Office of the Legislative Counsel:

Subsection 20(7) of the *Members' Resources and Allowances Rules* is amended by deleting the words “who represents a constituency that is wholly outside the capital region”.

**CM 2012-009** The Commission, pursuant to subsection 24(9) of the *House of Assembly Accountability, Integrity and Administration Act*, waived the 60 day deadline under subsection 7(6) of the *Members' Resources and Allowances Rules* for expense claims totaling \$330.95 for the Member for Conception Bay East-Bell Island.

**CM 2012-010** The Commission, pursuant to subsection 24(9) of the *House of Assembly Accountability, Integrity and Administration Act*, waived the 60 day deadline under subsection 7(6) of the *Members' Resources and Allowances Rules* for expense claims totaling \$120.00 for the Member for Grand Falls-Windsor-Green Bay South.

**CM 2012-011** The Commission, pursuant to subsection 24(9) of the *House of Assembly Accountability, Integrity and Administration Act*, waived the 60 day deadline under subsection 7(6) of the *Members' Resources and*

*Allowances Rules* for expense claims totaling \$4,306.05 for the Member for St. Barbe.

**CM 2012-012** The Commission, pursuant to subsection 24(9) of the *House of Assembly Accountability, Integrity and Administration Act*, waived the 60 day deadline under subsection 7(6) of the *Members' Resources and Allowances Rules* for expense claims totaling \$300.00 for the Member for St. John's Centre.

**CM 2012-013** The Commission, pursuant to subsection 24(9) of the *House of Assembly Accountability, Integrity and Administration Act*, waived the 60 day deadline under subsection 7(6) of the *Members' Resources and Allowances Rules* for expense claims totaling \$763.65 for the Member for Terra Nova.

**CM 2012-014** The Commission, pursuant to subsection 24(9) of the *House of Assembly Accountability, Integrity and Administration Act*, waived the 60 day deadline under subsection 7(6) of the *Members' Resources and Allowances Rules* for expense claims totaling \$3391.61 for the Member for St. Barbe.

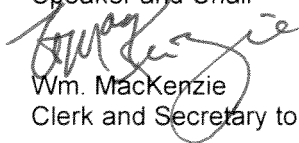
**CM 2012-015** The Commission waived the required two day waiting period for confirmation of Decisions **CM 2012-009**, **CM 2012-010**, **CM 2012-011**, **CM 2012-012**, **CM 2012-013** and **CM 2012-014** to expedite the processing and payment of expense claims before the April 30, 2012 deadline.

**CM 2012-016** The Commission ratified the approval of the following transfers of funds:  
Budget Transfers No. HOABT2012-0024 and HOABT2012-0032 to transfer funds to Members' Resources - Salaries to cover the salary shortfall related to severance payments for outgoing Members and Constituency Assistants after the 2011 General Election.

Budget Transfers No. HOABT2012-0042 to transfer funds to Office of the Chief Electoral Officer – Grants and Subsidies to cover election subsidy payments related to the 2011 General Election.

**Adjournment:** 6:15 p.m.

Hon. Ross Wiseman, MHA  
Speaker and Chair



Wm. MacKenzie  
Clerk and Secretary to the Commission



**House of Assembly  
Newfoundland and Labrador**

**Minutes of the House of Assembly  
Management Commission**

**Date:** July 4, 2012

**Location:** House of Assembly Chamber

**Time:** 11:00 a.m.

**Members Present:**

Hon. Ross Wiseman, Speaker

Ms. Sandra Barnes, Clerk of the House of Assembly

Hon. Jerome Kennedy, Government House Leader

Ms. Lorraine Michael, MHA (NDP) Signal Hill - Quidi Vidi

Mr. Vaughn Granter, MHA (PC) Humber West

Ms. Yvonne Jones, MHA (L) Cartwright - L'Anse Au Clair

**Regrets:**

Hon. Joan Burke, MHA (PC) St. Georges - Stephenville

Mr. Dwight Ball, MHA (L) Humber Valley

**Other**

Mr. Wade Verge, MHA (PC) Lewisporte, Deputy Speaker

Ms. Marlene Lambe, Chief Financial Officer

Ms. Marie Keefe, Policy and Communications Officer

Mr. William MacKenzie, Former Clerk (Invited Guest)

**CM 2012-017**            The Commission confirmed the permanent status of the position of Election Warehouse Clerk.

**CM 2012-018**            The Commission confirmed the classification for the position of Election Warehouse Clerk as Hay Level (HL) 04.

- CM 2012-019** The Commission confirmed the permanent status of the position of Executive Secretary, Office of the Information and Privacy Commissioner.
- CM 2012-020** The Commission confirmed the classification for the position of Executive Secretary, Office of the Information and Privacy Commissioner, as HAY Level (HL) 12.
- CM 2012-021** The Commission confirmed the reclassification of the position of Human Resources Services Coordinator as HL 19 to be effective February 9, 2012.
- CM 2012-022** The Commission confirmed the reclassification of the position of Manager, Broadcast Services as HL 21 to be effective February 15, 2012.
- CM 2012-023** The Commission confirmed the reclassification of the position of Business Information Analyst as HL 20 to be effective August 8, 2011 and confirmed the change in title from Business Information Analyst to Election Policy and Systems Analyst.
- CM 2012-024** The Commission confirmed the reclassification of the position of Manager, Voter Registry as HL 20 to be effective August 8, 2011.
- CM 2012-025** The Commission confirmed the reclassification of the position of Communication and Training Officer as HL 21 to be effective August 8, 2011.
- CM 2012-026** The Commission confirmed the permanent status of Access and Privacy Analyst, Office of the Information and Privacy Commissioner.
- CM 2012-027** The Minutes of the House of Assembly Management Commission meeting held on April 25, 2012 were approved as read.

## **Reports**

The Speaker gave an update on authorizations made under subsection 18(4) of the *Members Resources and Allowances Rules* for the period ending June 6, 2012:

- \$12,000.00 (HST excluded) was approved for office accommodations for the Member for The Isles of Notre Dame, Mr. Derrick Dalley. This was the lowest proposal submitted.

The Clerk reported on authorization given for furniture and equipment expenditures. The approvals are as follows:



- \$169.99 was approved for a Storage cabinet for the constituency office of Mr. Wade Verge for the District of Lewisporte;
- \$107.35 was approved for a bookcase for the constituency office of Mr. Jim Bennett, District of St. Barbe;

**CM 2012-028**

The Commission confirmed that the Estimates for the Legislature for fiscal year 2012-13 as published in the Estimates 2012 document provide the details for the budget as approved by the Commission.

**Adjournment:** 11:59 a.m.

Hon. Ross Wiseman, MHA  
Speaker and Chair



Sandra Barnes  
Clerk and Secretary to the Commission





**House of Assembly  
Newfoundland and Labrador**

**Minutes of the House of Assembly  
Management Commission**

**Date:** September 18, 2012

**Location:** House of Assembly Chamber

**Time:** 2:10 p.m.

**Members Present:**

Hon. Ross Wiseman, Speaker

Ms. Sandra Barnes, Clerk of the House of Assembly

Hon. Jerome Kennedy, Government House Leader

Ms. Lorraine Michael, MHA (NDP) Signal Hill - Quidi Vidi

Mr. Vaughn Granter, MHA (PC) Humber West

Ms. Yvonne Jones, MHA (L) Cartwright - L'Anse Au Clair

Hon. Joan Burke, MHA (PC) St. Georges – Stephenville

Mr. Dwight Ball, MHA (L) Humber Valley

**Other**

Mr. Wade Verge, MHA (PC) Lewisporte, Deputy Speaker

**CM 2012-029**            The Minutes of the House of Assembly Management Commission meeting held on July 4, 2012 were approved as read.

**Reports**

The Speaker gave an update on authorizations made under subsection 18(4) of the *Members Resources and Allowances Rules* for the period ending September 10, 2012. The Speaker approved the amount of \$9,888 annually, (HST excluded) for office accommodations for the Member for Humber Valley, Mr. Dwight Ball. This was the lowest proposal submitted.

The Clerk reported on authorization given for furniture and equipment expenditures. The approvals are as follows:

- \$9.00 was approved for a wall clock for the constituency office of Mr. Glen Little, District of Bonavista South; and,
- \$292.44 was approved for a bookcase for the constituency office of Mr. Tony Cornect, District of Port au Port.

**CM 2012-030** The Commission, pursuant to paragraph 23(2)(a) and subsection 23(3), respectively, of the *House of Assembly Accountability, Integrity and Administration Act*, appointed Mr. Vaughn Granter, MHA Humber West, as new member and Chair of the Audit Committee, effective immediately.

**CM 2012-031** The Commission, pursuant to subsection 24(9) of the *House of Assembly Accountability, Integrity and Administration Act*, approved expense claims totaling \$60.00 which were submitted by the Member for Conception Bay East-Bell Island later than the 60-day deadline as required under subsection 7(6) of the *Members' Resources and Allowances Rules*.

**CM 2012-032** The Commission, pursuant to subsection 24(9) of the *House of Assembly Accountability, Integrity and Administration Act*, approved expense claims totaling \$666.84 which were submitted by the Member for Lake Melville later than the 60-day deadline as required under subsection 7(6) of the *Members' Resources and Allowances Rules*.

**CM 2012-033** The Commission approved the following transfer of funds:

**From:**

Subdivision 1.1.04.09  
Members' Resources – Allowances and Assistance \$145,000

**To:**


Subdivision 1.1.03.06  
Hansard and Broadcast – Purchased Services \$145,000

**CM 2012-034**

The Commission considered a motion to transfer funds of \$12,096 from elsewhere in the budget of the Legislature to the budget of the Third Party Caucus. The motion was defeated.

**Adjournment:** 3:00 p.m.

Hon. Ross Wiseman, MHA  
Speaker and Chair

A handwritten signature in cursive script that reads "Sandra Barnes". The signature is written in black ink and is positioned above the printed name and title.

Sandra Barnes  
Clerk and Secretary to the Commission





**House of Assembly  
Newfoundland and Labrador**

**Minutes of the House of Assembly  
Management Commission**

**Date:** December 4 & 5, 2012

**Location:** House of Assembly Chamber

**Time:** 6:00 p.m.

**Members Present:**

Hon. Ross Wiseman, Speaker

Ms. Sandra Barnes, Clerk of the House of Assembly

Hon. Jerome Kennedy, Government House Leader

Ms. Lorraine Michael, MHA (NDP) Signal Hill - Quidi Vidi

Mr. Vaughn Granter, MHA (PC) Humber West

Ms. Yvonne Jones, MHA (L) Cartwright - L'Anse Au Clair

Hon. Joan Shea, MHA (PC) St. Georges – Stephenville

Mr. Dwight Ball, MHA (L) Humber Valley

**Other**

Mr. Wade Verge, MHA (PC) Lewisporte, Deputy Speaker

Ms. Marie Keefe, Policy & Communications Officer, Clerk's Office

**CM 2012-035**            The Minutes of the House of Assembly Management Commission meeting held on September 18, 2012 were approved as read.

**Reports**

The Speaker gave an update on authorizations made under subsection 18(4) of the *Members Resources and Allowances Rules* for the period ending November 28, 2012. The Speaker reported the following approvals:

- \$12,000, (HST excluded) for office accommodations for the Member for Terra Nova, Mr. Sandy Collins. This was the lowest proposal submitted.

- \$14,400 (HST excluded) for office accommodations for the Member for Labrador West, Mr. Nick McGrath. This was the lowest proposal submitted.
- \$18,594.65 (HST excluded) for office accommodations for the Member for Bay of Islands, Mr. Eddie Joyce. This was the lowest proposal submitted.
- \$200 for the cost of a sign adjacent to the office accommodations for the Member for Bonavista South, Mr. Glen Little.

The Clerk reported on authorization given for furniture and equipment expenditures for the period ending November 28, 2012. The approvals are as follows:

- \$199.99 was approved for a 48” round table for the constituency office of Mr. Nick McGrath, District of Labrador West; and,
- \$655.68 was approved for a lateral filing cabinet for the constituency office of Ms. Joan Shea, District of St. George’s – Stephenville East.

The Commission acknowledged receipt of the Report from the 2012 Members’ Compensation Review Committee and considered a process for dealing with the recommendations of the Report. The Commission decided to meet in January, 2013 to deal with issues that had budgetary implications for the 2013-2014 fiscal year.

The audited financial information for the Office of the Auditor General was presented to the Commission for review. No decision was required.

**CM 2012-036** Pursuant to subsection 25(1) of the *Members’ Resources and Allowances Rules*, the Commission directed that the standard office allocation be amended to provide a television (including accessories) which is not greater than 32 inches.


As the House of Assembly was resuming sitting at 7:00 p.m., the Commission adjourned the meeting at 6:50 p.m. until the following day, December 5, 2012, at which time the remaining agenda item would be considered.



The meeting resumed at 5:25 p.m. on December 5, 2012 with all members present.

**CM 2012-037**        The Commission considered a motion from the Leader of the Third Party to approve a transfer of funds to the salary main object from other main objects within the Third Party Caucus activity. The motion was defeated.

**Adjournment:** 5:40 p.m.  
Hon. Ross Wiseman, MHA  
Speaker and Chair

A handwritten signature in cursive script, appearing to read "Sandra Barnes".

Sandra Barnes  
Clerk and Secretary to the Commission





**House of Assembly  
Newfoundland and Labrador**

**Minutes of the House of Assembly  
Management Commission**

**Date:** February 27, 2013

**Location:** House of Assembly Chamber

**Time:** 6:30 p.m.

**Members Present:**

Hon. Ross Wiseman, Speaker

Ms. Sandra Barnes, Clerk of the House of Assembly

Hon. Darin King, Government House Leader

Ms. Lorraine Michael, MHA (NDP) Signal Hill - Quidi Vidi

Mr. Vaughn Granter, MHA (PC) Humber West

Ms. Yvonne Jones, MHA (L) Cartwright - L'Anse Au Clair

Hon. Joan Shea, MHA (PC) St. Georges – Stephenville

Mr. Dwight Ball, MHA (L) Humber Valley

**Other**

Mr. Glen Littlejohn, MHA (PC) Port de Grave, Deputy Chair of Committees

Ms. Marie Keefe, Policy & Communications Officer, Clerk's Office

**CM 2013-001**

The Commission, at an *in camera* meeting, approved the creation of one permanent Systemic Advocacy Consultant position for the Office of the Child and Youth Advocate.

**CM 2013-002**

The Commission, at an *in camera* meeting, approved the abolition of one permanent Individual Advocacy Specialist position for the Office of the Child and Youth Advocate.

The Speaker tabled a letter to the Commission from the Hon. Jerome Kennedy, Minister of Finance and President of Treasury Board, regarding the recommendations of the Members' Compensation Review Committee with respect to MHA salaries.

**CM 2013-003**                    The Minutes of the House of Assembly Management Commission meeting held on December 4 and 5, 2012 were approved as read.

**CM 2013-004**                    The Commission approved the audited financial information 2012-2013 for the House of Assembly and its Statutory Offices as recommended by the Audit Committee.

**CM 2013-005**                    The Commission ratified the approval of Budget Transfer No. HOABT 2013-0004 to transfer funds to Members' Resources – Grants and Subsidies to provide operational funding for the Independent Member for the period September 13, 2012 to March 31, 2013.

**CM 2013-006**                    The Commission, pursuant to subsection 24(9) of the *House of Assembly Accountability, Integrity and Administration Act*, approved the payment of an expense claim totaling \$62.15 which was submitted by the Member for Burgeo-LaPoile, with the Speaker to determine the appropriate authority for payment in keeping with the provisions of the *Members' Resources and Allowances Rules*.

**CM 2013-007**                    The Commission, pursuant to subsection 24(9) of the *House of Assembly Accountability, Integrity and Administration Act*, approved expense claims totaling \$153.79 for the Member for Burin-Placentia West which were submitted by the Member later than the 60-day deadline as required under subsection 7(6) of the *Members' Resources and Allowances Rules*.

**CM 2013-008**

The Commission, pursuant to subsection 24(9) of the *House of Assembly Accountability, Integrity and Administration Act*, approved expense claims totaling \$1051.44 for the Member for Cartwright-L'Anse au Clair which were submitted by the Member later than the 60-day deadline as required under subsection 7(6) of the *Members' Resources and Allowances Rules*. The Member abstained from voting.

**CM 2013-009**

The Commission, pursuant to subsection 24(9) of the *House of Assembly Accountability, Integrity and Administration Act*, approved expense claims totaling \$1,558.96 for the Member for Humber East which were submitted by the Member later than the 60-day deadline as required under subsection 7(6) of the *Members' Resources and Allowances Rules*.

**CM 2013-010**

The Commission, pursuant to subsection 24(9) of the *House of Assembly Accountability, Integrity and Administration Act*, approved expense claims totaling \$1,236.75 for the Member for Mount Pearl South which were submitted by the Member later than the 60-day deadline as required under subsection 7(6) of the *Members' Resources and Allowances Rules*.

**CM 2013-011**

The Commission, pursuant to subsection 24(9) of the *House of Assembly Accountability, Integrity and Administration Act*, approved expense claims totaling \$283.57 for the Member for St. George's-Stephenville East which were submitted by the Member later than the 60-day deadline as required under subsection 7(6) of the *Members' Resources and Allowances Rules*. The Member abstained from voting.

**CM 2013-012**

In response to recommendations 1-4 of Members' Compensation Review Committee (MCRC) 2012 with respect to salaries, the Commission directed that MHA salaries be frozen at current levels. Any increases in MHA salaries should only come about as a result of

any future recommendations by a Members' Compensation Review Committee appointed after the next provincial general election.

**CM 2013-013**

The Commission adopted recommendation 5 of MCRC 2012 which recommended that the current MHA pension plan remain unchanged.

**CM 2013-014**

The Commission endorsed the proposal outlined in recommendation 6 of MCRC 2012 that either the MHA pension plan be converted to a defined contribution plan or that the existing defined benefit plan be significantly modified. The Commission directed the Speaker to develop a strategy for undertaking a thorough review of the proposal. This proposed strategy is to be submitted to the Commission for review and approval at a future meeting of the Commission.

**CM 2013-015**

The Commission did not adopt recommendation 7 of MCRC 2012 and deferred the decision respecting the resources to be provided to the next Members' Compensation Review Committee to the Commission in place at the time of the appointment of the next MCRC.

**CM 2013-016**

The Commission did not adopt recommendation 8 of MCRC 2012 and deferred the decision respecting the composition of the next Members' Compensation Review Committee to the Commission in place at the time of the appointment of the next MCRC.

**CM 2013-017**

The Commission adopted recommendation 15 of MCRC 2012 that the MHA for Burgeo-La Poile be granted reasonable access to helicopter travel.

**CM 2013-018**

The Commission adopted recommendation 16 that helicopter travel should only be availed of if less expensive travel is not available.


- CM 2013-019** The Commission adopted recommendation 17 that helicopter travel not be included in intra-constituency allowance and will only be availed of with the specific permission of the Speaker upon representation by the MHA to justify such travel. It further directed that helicopter travel will be budgeted for separately. The Member for Cartwright-L'Anse au Clair abstained from voting.
- CM 2013-020** The Commission directed the Speaker to consult with the Members for Burgeo-LaPoile, Cartwright-L'Anse au Clair, Fortune Bay-Cape La Hune and Torngat Mountains to help determine specific helicopter allocations for those districts. The recommended allocations will be brought to a future meeting of the Commission for approval.
- CM 2013-021** The Commission adopted recommendation 21 of MCRC 2012 to increase the kilometers from 4,500 to 20,000 for the District of Fortune Bay-Cape La Hune. The dollar amount of the total allocation will be adjusted accordingly.
- CM 2013-022** The Commission adopted recommendation 23 of MCRC 2012 to add the amount of \$1,500 to the intra-constituency allowance estimate for the district of Fortune Bay-Cape La Hune for increased ferry travel.
- CM 2013-023** The Commission adopted recommendation 22 of MCRC 2012 and directed that the mileage estimate included in the intra-constituency cost estimate for the district of St. Barbe is to be increased from 15,000 to 20,000 kilometres. The dollar amount of the total allocation will be adjusted accordingly.
- CM 2013-024** The Commission did not adopt recommendation 25 of MCRC 2012 with respect to the procurement of short-term apartment type rental facilities for MHAs who are traveling to St. John's to attend at the House or to attend to constituency business. Current accommodation

provisions for travel to the Capital Region under paragraphs 31(b) and 35(b) of the *Members' Resources and Allowances Rules* remain unchanged.

**CM 2013-025**

The Commission adopted recommendation 26 of MCRC 2012 to amend Part VI of the *Members' Resources and Allowances Rules* to allow for Members within reasonable driving distance of the Capital Region to be reimbursed for commuting to their district when the House is in Session instead of staying in temporary accommodations. The Commission further directed that the amendments would include a restriction that the provision would not apply to Members whose permanent residence is located within commuting distance of the Capital Region.

**Adjournment:** 9:10 p.m.  
Hon. Ross Wiseman, MHA  
Speaker and Chair

  
Sandra Barnes  
Clerk and Secretary to the Commission





**House of Assembly  
Newfoundland and Labrador**

**Minutes of the House of Assembly  
Management Commission**

**Date:** February 28, 2013

**Location:** House of Assembly Chamber

**Time:** 8:30 a.m.

**Members Present:**

Hon. Ross Wiseman, Speaker

Ms. Sandra Barnes, Clerk of the House of Assembly

Hon. Darin King, Government House Leader

Ms. Lorraine Michael, MHA (NDP) Signal Hill - Quidi Vidi

Mr. Vaughn Granter, MHA (PC) Humber West

Ms. Yvonne Jones, MHA (L) Cartwright - L'Anse Au Clair

Hon. Joan Shea, MHA (PC) St. Georges – Stephenville

Mr. Dwight Ball, MHA (L) Humber Valley

**Other**

Mr. Glen Littlejohn, MHA (PC) Port de Grave, Deputy Chair of Committees

Ms. Marie Keefe, Policy & Communications Officer, Clerk's Office

Ms. Marlene Lambe, Chief Financial Officer

Ms. Wanda Lee Mercer, Manager, Financial Planning & Reporting

*In Camera* Budget Meeting

**CM 2013-026**

The Commission, at an *in camera* meeting, approved the 2013 - 2014 estimates for the Legislature to be forwarded to the Minister of Finance for inclusion in the 2013 Estimates and voted on in the Legislature.

**CM 2013-027**

In order to give effect to budget decisions, the Commission, at an *in camera* budget meeting, approved the abolition of the following permanent positions in the House of Assembly Service and Statutory Offices:

1. Director of Individual Advocacy and Outreach
2. Investigator
3. Committee Researcher
4. Manager, Legislative Library
5. Purchasing Officer
6. Sergeant-at-Arms
7. Parliamentary Trans- editor
8. Voter Registry Coordinator (2 positions)

**CM 2013-028**

In order to give effect to budget decisions, the Commission, at an *in camera* budget meeting, approved the creation of the following positions:

1. Permanent sessional Parliamentary Trans- editor at GL 05
2. Permanent sessional Sergeant-at-Arms at HL 17
3. Permanent part-time Voter Registry Coordinator at GL 07

**Adjournment:** 11:30 a.m.  
Hon. Ross Wiseman, MHA  
Speaker and Chair



Sandra Barnes  
Clerk and Secretary to the Commission



**House of Assembly  
Newfoundland and Labrador**

**Minutes of the House of Assembly  
Management Commission**

**Date:** March 20, 2013

**Location:** House of Assembly Chamber

**Time:** 5:15 p.m.

**Members Present:**

Hon. Ross Wiseman, Speaker

Ms. Sandra Barnes, Clerk of the House of Assembly

Hon. Darin King, Government House Leader

Ms. Lorraine Michael, MHA (NDP) Signal Hill - Quidi Vidi

Mr. Vaughn Granter, MHA (PC) Humber West

Hon. Joan Shea, MHA (PC) St. Georges – Stephenville

Mr. Dwight Ball, MHA (L) Humber Valley

**Other**

Mr. Wade Verge, MHA (PC), Lewisporte, Deputy Speaker

Ms. Marie Keefe, Policy & Communications Officer, Clerk's Office

**Regrets**

Ms. Yvonne Jones, MHA (L) Cartwright - L'Anse Au Clair

**CM 2013-029**

The Minutes of the House of Assembly Management Commission meeting held on February 27, 2013 were approved, with an amendment to include Hon. Darin King, Government House Leader, in the list of attendees and to remove Hon. Jerome Kennedy from the list of attendees.

**CM 2013-030**

The Minutes of the House of Assembly Management Commission meeting held on February 28, 2013 were approved, with an amendment to include Hon. Darin King, Government House Leader, in the list of attendees and to remove Hon. Jerome Kennedy from the list of attendees.

**CM 2013-031**

The Commission increased the kilometers from 8,800 to 20,000 for the District of Cartwright L'Anse au Clair and directed that the *Members' Resources and Allowances Rules* be amended to add \$3,975 to the intra-constituency allowance allocation for that District.

**CM 2013-032**

The Commission added \$1,500 to the intra-constituency allowance allocation for the District of Cartwright L'Anse au Clair for increased ferry travel and directed that the *Members' Resources and Allowances Rules* be amended to add \$1,500 to the intra-constituency allowance allocation for that District.

**CM 2013-033**

The Commission approved the following allocations for helicopter travel and directed that the *Members' Resources and Allowances Rules* be amended to reflect the new allocations for helicopter travel:

Burgeo-LaPoile =	\$21,000
Cartwright-L'Anse au Clair =	\$21,000
Fortune Bay-Cape La Hune =	\$24,600
Torngat Mountains =	\$10,500

**CM 2013-034**

Pursuant to subsections 20(7), 15(5) and section 20 of the *House of Assembly Accountability, Integrity and Administration Act* (the Act) the Commission gave first approval to the following proposed amendments to the *Members' Resources and Allowances Rules*, subject to final wording by the Office of the Legislative Counsel:

1. Section 10 of the *Members' Resources and Allowances Rules* is amended by adding immediately after subsection (2) the following:

“(2.1) Subsection (2) does not apply to an allowance claimed under subsection 19(4).”

2. Subsections 18(2), (3) and (4) of the Rules are repealed and the following is substituted:

“(2) A member is entitled to the constituency office accommodation expenses described in subsection 19(1).

(3) The maximum allowance available to a member for office operations and supplies is \$12,000.”

3. Subsection 19(1) of the Rules is amended by deleting the words and figures:

“allowance referred to in paragraph 18(2)(a)” and substituting the words and figures “expenses referred to in subsection 18(2)”.

4. Subsection 20(7) of the Rules is repealed.

5. The Rules are amended by adding immediately after section 33 the following:

“33.1 (1) Notwithstanding sections 31 and 33, a member whose permanent residence is outside the capital region at a distance greater than commuting distance may opt to travel between that residence and the capital region each day that the House of Assembly is in session and sitting and may claim the actual transportation cost of each daily return trip.

(2) A member who opts to claim an actual transportation cost for a day under subsection (1) cannot claim for costs described in paragraphs 31(1)(b) and (c) and 33(1)(b) and (c).

(3) This section shall apply only to members who represent the Districts of:

- a) Bellevue
- b) Carbonear-Harbour Grace
- c) Ferryland
- d) Harbour Main

- e) Placentia-St. Mary's
- f) Port de Grave; and
- g) Trinity-Bay de Verde.

6. Subsection 38(3) is amended by adding immediately after the word "*Schedule*" the letter "A".
7. The Rules are amended by adding immediately after section 38 the following:

“Helicopter travel

38.1 (1) Where less expensive travel is not available a member from a district listed in Schedule B may, with the prior approval of the Speaker, be reimbursed for the cost of helicopter travel while acting on constituency business within his or her constituency.

(2) The maximum amount which a member may claim in a fiscal year for intra-constituency travel under this section is the amount set out in Schedule B.

8. Subsection 46(3) is amended by adding immediately before paragraph (f) the following:

“(e.2) the expense of renting short term accommodation in one or more locations in the member’s constituency to facilitate travel of the member throughout the district to meet with residents on constituency issues;

9. The Schedule to the Act is repealed and the following is substituted:

**Schedule A**  
House Operations  
Estimates of Intra-Constituency Costs


<b>Riding No.</b>	<b>Riding Name</b>	<b>Total</b>
1	Baie Verte-Springdale	\$10,100
2	Bay of Islands	12,500
3	Bellevue	13,100
4	Bonavista North	10,100
5	Bonavista South	10,100
6	Burgeo-LaPoile	11,300
7	Burin-Placentia West	8,200
8	Cape St. Francis	7,200
9	Carbonear-Harbour Grace	7,700
10	Cartwright-L'Anse au Clair	25,600
11	Conception Bay East-Bell Island	7,700

12	Conception Bay South	7,200
13	Exploits	10,100
14	Ferryland	10,100
15	Fortune Bay-Cape La Hune	16,300
16	Gander	7,700
17	Grand Bank	12,000
18	Grand Falls-Windsor-Buchans	9,100
19	Grand Falls-Windsor-Green Bay South	7,200
20	Harbour Main	6,900
21	Humber East	6,300
22	Humber Valley	12,000
23	Humber West	8,200
24	Kilbride	7,200
25	Labrador West	7,700
26	Lake Melville	8,000
27	Lewisporte	9,200
28	Mount Pearl North	6,000
29	Mount Pearl South	6,000
30	Placentia-St. Mary's	11,500
31	Port au Port	6,800
32	Port de Grave	7,700
33	Signal Hill-Quidi Vidi	6,000
34	St. Barbe	11,900
35	St. George's-Stephenville East	7,700
36	St. John's Centre	6,000
37	St. John's East	6,000
38	St. John's North	6,000
39	St. John's South	6,000
40	St. John's West	6,000
41	Terra Nova	10,200
42	The Isle of Notre Dame	9,800
43	The Straits-White Bay North	10,100
44	Topsail	6,000
45	Torngat Mountains	20,700
46	Trinity-Bay de Verde	8,600
47	Trinity North	8,200
48	Virginia Waters	6,000
	<b>Total</b>	<b><u>\$442,000</u></b>

**Schedule B**  
Helicopter Allocation

<b>Electoral District</b>	<b>Total</b>
Burgeo-LaPoile	\$21,000
Cartwright-L'Anse au Clair	21,000
Fortune Bay-Cape La Hune	24,600
Tornгат Mountains	10,500

**Adjournment:** 5:40 p.m.  
Hon. Ross Wiseman, MHA  
Speaker and Chair

  
Sandra Barnes  
Clerk and Secretary to the Commission





*HOUSE OF ASSEMBLY  
NEWFOUNDLAND & LABRADOR*

## **Appendix B Rule Amendments**





The following rule amendments were approved by the Commission for the fiscal year ended March 31, 2013:

**Short-term Accommodations (Section 20)  
CM 2012-008**

**Background**

Rule 20(7) of the *Members' Resources and Allowances Rules* (the Rules) provides up to \$750 annually for rental of short-term accommodations to facilitate meetings with constituents for Members who represent districts located wholly outside the Capital Region. There are 15 districts within the Capital Region as defined by the Rules. While the definition might establish a reasonable commuting distance for Members, it does not necessarily follow that constituents of these 15 districts should have to come to Confederation Building for meetings with their MHA.

Short-term rental costs are not an eligible expense under any other allowance category. As a result, a Capital Region Member who establishes a constituency office outside of Confederation Building has no capacity to rent short-term meeting space.

The Commission at its meetings on January 25, 2012 and April 25, 2012 discussed the issue and approved an amendment to Section 20(7) of the Rules removing the restriction for Capital region Members.

Section 20(7) of the *Members' Resources and Allowances Rules* is repealed and the following is substituted:

- (7) *A member may rent short-term accommodation in one or more locations in the member's constituency from time to time, up to a maximum of \$750 annually to facilitate the travel of the member throughout the district to meet with residents on constituency issues.*

The amendments to section 20(7) came into force on **June 8, 2012**, the date of publication in the NL Gazette.





*HOUSE OF ASSEMBLY  
NEWFOUNDLAND & LABRADOR*

## Appendix C Directives





## 2012-001 Revisions to Standard Office Allocation Package

### Background

At its August 29, 2007 meeting, the Commission approved a standard office furniture, equipment and services package for Members and Constituency Assistants (**CM 2007-005 and Commission Directive 2007-003 refer**). At its April 30, 2008 meeting, the Commission amended the allocation with the addition of a stand for the combination printer/fax/copier/scanner and a stand (**CM 2008-044 and Commission Directive 2008-004 refer**). Another amendment was made at the May 26, 2010 meeting to include six visitor chairs and three computers (desktop or laptop) with accessories (**CM 2010-046 and Commission Directive 2010-011 refer**).

The Standard Office Furniture, Equipment and Services Package for Members of the House of Assembly and Constituency Assistants dated June 1, 2010 states that one 20 inch television will be provided; however it is getting increasingly difficult to source a television of this size. At the December 4, 2012 meeting, the Commission approved an amendment to provide a television (including accessories) which is not greater than 32 inches.

### Directive

Pursuant to subsection 25(1) of the *Members' Resources and Allowances Rules*, the Commission directed that the standard office allocation be amended to provide a television (including accessories) which is not greater than 32 inches.







*HOUSE OF ASSEMBLY  
NEWFOUNDLAND & LABRADOR*

## **Appendix D Appeal of Claims by Members**





The following rulings were issued by the Commission in response to Member appeals under Section 24 of the *House of Assembly Accountability, Integrity and Administration Act* during the reporting period:

- CM 2012-009**      The Commission, pursuant to subsection 24(9) of the *House of Assembly Accountability, Integrity and Administration Act*, waived the 60 day deadline under subsection 7(6) of the *Members' Resources and Allowances Rules* for expense claims totaling \$211.01 for the Member for Conception Bay East-Bell Island.
- CM 2012-010**      The Commission, pursuant to subsection 24(9) of the *House of Assembly Accountability, Integrity and Administration Act*, waived the 60 day deadline under subsection 7(6) of the *Members' Resources and Allowances Rules* for expense claims totaling \$120.00 for the Member for Grand Falls-Windsor-Green Bay South.
- CM 2012-011**      The Commission, pursuant to subsection 24(9) of the *House of Assembly Accountability, Integrity and Administration Act*, waived the 60 day deadline under subsection 7(6) of the *Members' Resources and Allowances Rules* for expense claims totaling \$4,306.05 for the Member for St. Barbe.
- CM 2012-012**      The Commission, pursuant to subsection 24(9) of the *House of Assembly Accountability, Integrity and Administration Act*, waived the 60 day deadline under subsection 7(6) of the *Members' Resources and Allowances Rules* for expense claims totaling \$300.00 for the Member for St. John's Centre.
- CM 2012-013**      The Commission, pursuant to subsection 24(9) of the *House of Assembly Accountability, Integrity and Administration Act*, waived the 60 day deadline under subsection 7(6) of the *Members' Resources and Allowances Rules* for expense claims totaling \$763.65 for the Member for Terra Nova.
- CM 2012-014**      The Commission, pursuant to subsection 24(9) of the *House of Assembly Accountability, Integrity and Administration Act*, waived the 60 day deadline under subsection 7(6) of the *Members' Resources and Allowances Rules* for expense claims totaling \$3391.61 for the Member for St. Barbe.



- CM 2012-031**      The Commission, pursuant to subsection 24(9) of the *House of Assembly Accountability, Integrity and Administration Act*, approved expense claims totaling \$60.00 which were submitted by the Member for Conception Bay East-Bell Island later than the 60-day deadline as required under subsection 7(6) of the *Members' Resources and Allowances Rules*.
- CM 2012-032**      The Commission, pursuant to subsection 24(9) of the *House of Assembly Accountability, Integrity and Administration Act*, approved expense claims totaling \$666.84 which were submitted by the Member for Lake Melville later than the 60-day deadline as required under subsection 7(6) of the *Members' Resources and Allowances Rules*.
- CM 2013-006**      The Commission, pursuant to subsection 24(9) of the *House of Assembly Accountability, Integrity and Administration Act*, approved the payment of an expense claim totaling \$62.15 which was submitted by the Member for Burgeo-LaPoile, with the Speaker to determine the appropriate authority for payment in keeping with the provisions of the *Members' Resources and Allowances Rules*.
- CM 2013-007**      The Commission, pursuant to subsection 24(9) of the *House of Assembly Accountability, Integrity and Administration Act*, approved expense claims totaling \$153.79 for the Member for Burin-Placentia West which were submitted by the Member later than the 60-day deadline as required under subsection 7(6) of the *Members' Resources and Allowances Rules*.
- CM 2013-008**      The Commission, pursuant to subsection 24(9) of the *House of Assembly Accountability, Integrity and Administration Act*, approved expense claims totaling \$1051.44 for the Member for Cartwright-L'Anse au Clair which were submitted by the Member later than the 60-day deadline as required under subsection 7(6) of the *Members' Resources and Allowances Rules*. The Member abstained from voting.



- CM 2013-009** The Commission, pursuant to subsection 24(9) of the *House of Assembly Accountability, Integrity and Administration Act*, approved expense claims totaling \$1,558.96 for the Member for Humber East which were submitted by the Member later than the 60-day deadline as required under subsection 7(6) of the *Members' Resources and Allowances Rules*.
- CM 2013-010** The Commission, pursuant to subsection 24(9) of the *House of Assembly Accountability, Integrity and Administration Act*, approved expense claims totaling \$1,236.75 for the Member for Mount Pearl South which were submitted by the Member later than the 60-day deadline as required under subsection 7(6) of the *Members' Resources and Allowances Rules*.
- CM 2013-011** The Commission, pursuant to subsection 24(9) of the *House of Assembly Accountability, Integrity and Administration Act*, approved expense claims totaling \$283.57 for the Member for St. George's-Stephenville East which were submitted by the Member later than the 60-day deadline as required under subsection 7(6) of the *Members' Resources and Allowances Rules*. The Member abstained from voting.





*HOUSE OF ASSEMBLY  
NEWFOUNDLAND & LABRADOR*

# Appendix E

## Audit Committee Reports







**SIXTH REPORT**

**OF**

**THE AUDIT COMMITTEE**

**TO**

**THE HOUSE OF ASSEMBLY MANAGEMENT COMMISSION**

**PURSUANT TO**

**PARAGRAPH 23 (8) (c)**

**OF THE**

***HOUSE OF ASSEMBLY ACCOUNTABILITY, INTEGRITY AND***

***ADMINISTRATION ACT***

**January 22<sup>nd</sup>, 2013**



The Audit Committee of the House of Assembly was established under the authority of Section 23 of the *House of Assembly Accountability, Integrity and Administration Act* (the *Act*) which was enacted on June 14, 2007. Section 23 outlines the responsibilities of the Committee. Included in these responsibilities is the requirement, under Paragraph 23(8)(c), that the Committee report regularly to the House of Assembly Management Commission (the Commission) with respect to its activities.

The Audit Committee has submitted five Reports and a Memo to the Commission regarding its activities. This Report, the sixth, covers the period April 8, 2011 to January 22, 2013 inclusive.

At Dissolution, October 11, 2011, the Committee comprised Bob Ridgley, MHA, St. John's North, Chair, Kelvin Parsons, MHA, Burgeo – LaPoile, Janet Gardiner, FCA and Gail Hamilton, FCA.

There have been some changes in the membership of the Committee since their last Report:

Gail Hamilton, FCA, was appointed a member of the Committee on September 1, 2011, succeeding Donald Warr, FCA; Janet Gardiner, FCA, accepted reappointment for a year when her term expired on August 31, 2011 and was succeeded on December 3, 2012 by Dr. Alex Faseruk; Kevin Parsons, MHA, Cape St. Francis, was appointed a member and Chair of the Committee on December 13, 2011, succeeding Bob Ridgley, MHA; Yvonne Jones, MHA, Cartwright – l'Anse au Clair was appointed a member of the Committee on December 13, 2012, succeeding Kelvin Parsons, MHA, and Vaughn Granter, MHA, Humber West, was appointed a member of the Committee, on June 12, 2012 and Chair on September 18, 2012, succeeding Kevin Parsons, MHA.

On behalf of the Audit Committee may I take this opportunity to acknowledge with thanks the valuable contribution of the former members to the Committee's work.

Since the last report the Committee has met four times: on September 14, 2011, September 9, 2012, December 11, 2012 and January 22, 2013.

The Committee has held meetings with

- the Auditor General and/or his staff (September 14, 2011);
- the Comptroller General and his staff (January 22, 2013);
- the Clerk of the House (September 14, 2011, September 25, 2012, December 11, 2012 and January 22, 2013);
- the Chief Financial Officer or designate (December 11, 2012 and January 22, 2013) and
- Grant Thornton representatives (January 22, 2013).

The Committee has reviewed the financial information of the House of Assembly and Statutory Offices, the Clerk's Management Certification and the audit report and recommendations of the auditor, and has recommended to the House of Assembly Management Commission that they approve and sign the financial information for the financial year ended 31 March, 2012. The Committee notes that the auditor issued an unqualified opinion of the financial information and reported that in his opinion the Clerk's assessment of internal controls over financial reporting was fairly stated and that internal controls over financial reporting were operating effectively.

The Committee has discussed with the Comptroller General, the Clerk and officials of the the Corporate and Members' Services Division the controls which have been established to ensure that the financial operations of the House of Assembly system are functioning effectively. In the course of this discussion the Committee was informed that the overtime policy which they had questioned had been changed such that overtime is now paid out at the rate at which it was earned and in a timely fashion.

The Committee has discussed with representatives of Grant Thornton their findings as reported upon completion of the Management Certification Project for the fiscal year ended 31 March, 2012.

The Committee expects to have a meeting with the Auditor General before the end of the fiscal year.



Vaughn Granter  
Chair

Committee Members

Dr. Alex Faseruk  
Gail Hamilton, FCA  
Yvonne Jones, MHA

January 22<sup>nd</sup>, 2013



*HOUSE OF ASSEMBLY  
NEWFOUNDLAND & LABRADOR*

# Appendix F

## Financial Information & Management Certification

### 31 March 2012





**AUDITOR  
GENERAL**  
of Newfoundland and Labrador

---

August 30, 2013

Ref: DP02-F4213

The Honourable Ross Wiseman, M.H.A.  
Chair of the House of Assembly  
Management Commission  
House of Assembly  
P.O. Box 8700  
St. John's, Newfoundland and Labrador  
A1B 4J6

Dear Sir:

In accordance with Section 43 of the *House of Assembly Accountability, Integrity and Administration Act* (the *Act*), I have performed the audit of the House of Assembly and its statutory offices for the year ended March 31, 2013. Section 43(6) of the *Act* requires that the audit consist of:

- an opinion on whether the accounts are fairly presented in accordance with the accounting policies noted;
- an opinion on whether the expenses incurred are in accordance with the policies of the House of Assembly Management Commission and, where applicable, the policies of the Executive Branch of Government; and
- an opinion on whether the Clerk of the House of Assembly's assessment of the effectiveness of internal controls is fairly stated and whether the internal controls are operating effectively.

...2

I enclose 20 copies of the audited financial information and management certification for the year ended March 31, 2013, along with my Auditor's Report thereon. After you and a member of the House of Assembly Management Commission have signed the audited financial information, please return the unbound copy to me.

Respectfully submitted,



**TERRY PADDON, CA**  
**Auditor General**

Enclosure

c.c. Ms. Sandra Barnes  
Clerk of the House of Assembly

House of Assembly Audit Committee:  
Mr. Vaughn Granter, M.H.A., Chair  
Mr. Andrew Parsons, M.H.A., Member  
Dr. Alex Faseruk, Member  
Ms. Gail Hamilton, FCA, Member



**HOUSE OF ASSEMBLY  
AND ITS STATUTORY OFFICES**

**FINANCIAL INFORMATION  
AND  
MANAGEMENT CERTIFICATION**

**MARCH 31, 2013**

**HOUSE OF ASSEMBLY  
AND ITS STATUTORY OFFICES**

**FINANCIAL INFORMATION**

**MARCH 31, 2013**



**AUDITOR  
GENERAL**  
of Newfoundland and Labrador

---

**INDEPENDENT AUDITOR'S REPORT**

To the Members of the House of Assembly Management Commission  
Province of Newfoundland and Labrador

I have audited the financial information of the House of Assembly and its statutory offices (the Assembly), which comprises the schedule of assets and liabilities as at March 31, 2013, the schedule of expenditure and related revenue, the schedule of gross expenditure and unexpended balances for the year then ended and a summary of significant accounting policies and other explanatory information. The financial information has been prepared by management of the Assembly to comply with the requirements of the *House of Assembly Accountability, Integrity and Administration Act* (the *Act*).

I have also audited, in accordance with section 43(6)(b) of the *Act*, the expenses incurred by the Assembly to determine whether they were in accordance with the policies of the House of Assembly Management Commission and, where applicable, the policies of the Executive Branch of Government.

As well, I have audited in accordance with section 43(6)(c) of the *Act*, the assessment of the Clerk of the House of Assembly of the effectiveness of the internal controls of the Assembly as at March 31, 2013.

**Management's Responsibility for the Financial Information**

The management of the Assembly is responsible for the preparation of this financial information in accordance with the accounting policies disclosed in Note 1 and for such internal control as management determines is necessary to enable the preparation of financial information that is free from material misstatement, whether due to fraud or error.

**Auditor's Responsibility**

My responsibility is to express an opinion on this financial information based on my audit. I conducted my audit in accordance with Canadian generally accepted auditing standards. Those standards require that I comply with ethical requirements and plan and perform the audit to obtain reasonable assurance about whether the financial information is free from material misstatement.

## **INDEPENDENT AUDITOR'S REPORT (cont.)**

An audit involves performing procedures to obtain audit evidence about the amounts and disclosures in the financial information. The procedures selected depend on the judgment of the auditor, including the assessment of the risks of material misstatement of the financial information, whether due to fraud or error. In making those risk assessments, the auditor considers internal control relevant to the entity's preparation of the financial information in order to design audit procedures that are appropriate in the circumstances, but not typically for the purpose of expressing an opinion on the effectiveness of the entity's internal control. An audit also includes evaluating the appropriateness of accounting policies used and the reasonableness of accounting estimates made by management, as well as evaluating the overall presentation of the financial information.

I believe that the audit evidence I have obtained in all areas of responsibility is sufficient and appropriate to provide a basis for my audit opinion.

The internal control over financial reporting by the Assembly is a process designed to provide reasonable assurance regarding the reliability of financial reporting and the preparation of financial information. The internal control over financial reporting by the Assembly includes those policies and procedures that: (1) pertain to the maintenance of records that, in reasonable detail, accurately and fairly reflect the transactions and dispositions of the assets of the Assembly; (2) provide reasonable assurance that transactions are recorded as necessary to permit preparation of financial information in accordance with the accounting policies disclosed in the financial information, and that receipts and expenditures of the Assembly are being made only in accordance with proper authorizations; and (3) provide reasonable assurance regarding prevention or timely detection of unauthorized acquisition, use, or disposition of the assets of the Assembly that could have a material effect on the financial information.

Because of its inherent limitations, internal control over financial reporting may not prevent or detect misstatements. Also, projections of any evaluation of effectiveness to future periods are subject to the risk that controls may become inadequate because of changes in conditions, or that the degree of compliance with the policies or procedures may deteriorate.

### **Opinion**

In my opinion, the financial information of the Assembly for the year ended March 31, 2013 is prepared, in all material respects, in accordance with the accounting policies disclosed in Note 1.

Also, in my opinion, the expenses incurred by the Assembly were in accordance with the policies of the House of Assembly Management Commission which were in place during the year and, where applicable, the policies of the Executive Branch of Government.

## INDEPENDENT AUDITOR'S REPORT (cont.)

As well, in my opinion, the assessment of internal controls by the Clerk of the House of Assembly over financial reporting at the Assembly as at March 31, 2013, was fairly stated and the internal controls over financial reporting at the Assembly were operating effectively, in all material respects, as at that date.

### **Basis of Accounting**

Without modifying my opinion, I draw attention to Note 1 to the financial information, which describes the basis of accounting. The financial information is prepared to assist the House of Assembly Management Commission to comply with the requirements of the *House of Assembly Accountability, Integrity and Administration Act*. As a result, the financial information may not be suitable for another purpose.



**TERRY PADDON, CA**  
**Auditor General**

August 30, 2013  
St. John's, Newfoundland and Labrador

**HOUSE OF ASSEMBLY AND ITS STATUTORY OFFICES  
 PROVINCE OF NEWFOUNDLAND AND LABRADOR  
 SCHEDULE OF ASSETS AND LIABILITIES**

**March 31**

**2013**

**2012**

Restated  
(Note 9)

**ASSETS**

Cash held in trust (Note 2)	\$ 398	\$ 8,307
Accounts receivable (Note 3)	435,372	517,101
Prepaid expenses (Note 4)	101,189	58,997
Tangible capital assets (Note 5)	849,002	786,513
<b>Total assets</b>	<b>\$ 1,385,961</b>	<b>\$ 1,370,918</b>

**LIABILITIES**


Accounts payable	\$ 37,138	\$ 44,839
Accrued payroll	178,706	200,788
Accrued paid and annual leave	1,715,067	1,596,740
Accrued overtime	252,775	327,972
Accrued severance pay (Note 6)	4,212,975	3,958,264
Trust liability (Note 2)	398	8,307
<b>Total liabilities</b>	<b>\$ 6,397,059</b>	<b>\$ 6,136,910</b>

**Pensions and Group Health and Life Insurance Benefits (Note 7)**


**Commitments (Note 8)**

*See accompanying notes*

Signed on behalf of the House of Assembly  
 Management Commission:



**Chair of the House of Assembly  
 Management Commission**



**Member of the House of Assembly  
 Management Commission**

**HOUSE OF ASSEMBLY AND ITS STATUTORY OFFICES**  
**PROVINCE OF NEWFOUNDLAND AND LABRADOR**  
**SCHEDULE OF EXPENDITURE AND RELATED REVENUE**  
**For the Year Ended March 31, 2013**

	<u>Actual</u>	<u>Estimates</u>	
		<u>Amended</u>	<u>Original</u>
<b>HOUSE OF ASSEMBLY</b>			
<b>Administrative Support</b>			
Salaries	\$ 2,045,543	\$ 2,046,800	\$ 1,912,800
Employee benefits	4,713	7,000	7,000
Transportation and communications	42,268	69,800	69,800
Supplies	39,545	46,200	46,200
Professional services	127,663	199,500	220,000
Purchased services	44,589	58,400	92,000
Property, furnishings and equipment	101,123	105,100	130,000
	<b>2,405,444</b>	<b>2,532,800</b>	<b>2,477,800</b>
<u>Revenue - Provincial</u>	<u>(318)</u>	<u>-</u>	<u>-</u>
<b>Total: Administrative Support</b>	<b>2,405,126</b>	<b>2,532,800</b>	<b>2,477,800</b>
<b>Legislative Library and Records Management</b>			
Salaries	728,943	735,100	735,100
Employee benefits	3,503	3,700	3,700
Transportation and communications	10,390	12,700	16,700
Supplies	55,453	60,400	62,900
Professional services	9,700	9,700	7,200
Purchased services	9,696	14,400	14,400
<b>Total: Legislative Library and Records Management</b>	<b>817,685</b>	<b>836,000</b>	<b>840,000</b>
<b>Hansard and the Broadcast Centre</b>			
Salaries	664,390	664,400	659,300
Employee benefits	800	1,500	1,500
Transportation and communications	8,789	11,800	14,000
Supplies	8,221	9,000	9,000
Purchased services	331,440	334,500	301,700
Property, furnishings and equipment	179,848	179,900	10,000
<b>Total: Hansard and the Broadcast Centre</b>	<b>1,193,488</b>	<b>1,201,100</b>	<b>995,500</b>

**HOUSE OF ASSEMBLY AND ITS STATUTORY OFFICES**  
**PROVINCE OF NEWFOUNDLAND AND LABRADOR**  
**SCHEDULE OF EXPENDITURE AND RELATED REVENUE**  
**For the Year Ended March 31, 2013**

	<u>Actual</u>	<u>Estimates</u>	
		<u>Amended</u>	<u>Original</u>
<b>HOUSE OF ASSEMBLY (cont.)</b>			
<b>Members' Resources</b>			
Salaries	6,211,984	6,418,900	6,505,000
Transportation and communications	4,941	15,000	15,000
Professional services	95,470	100,500	80,000
Purchased services	11,952	15,000	15,000
Allowances and assistance	1,958,075	2,684,000	2,829,000
Grants and subsidies	719	800	-
	<b>8,283,141</b>	<b>9,234,200</b>	<b>9,444,000</b>
<u>Revenue - Provincial</u>	<u>(83,963)</u>	<u>-</u>	<u>-</u>
<b>Total: Members' Resources</b>	<b>8,199,178</b>	<b>9,234,200</b>	<b>9,444,000</b>
<b>House Operations</b>			
Salaries	254,188	258,300	258,300
Employee benefits	3,700	9,900	9,900
Transportation and communications	58,908	125,000	135,500
Supplies	19,544	22,300	22,300
Professional services	-	3,900	3,900
Purchased services	59,036	59,900	43,200
Property, furnishings and equipment	269	1,700	1,700
Grants and subsidies	13,308	13,400	13,400
<b>Total: House Operations</b>	<b>408,953</b>	<b>494,400</b>	<b>488,200</b>
<b>Government Members Caucus</b>			
Salaries	648,142	654,700	654,700
Employee benefits	389	1,800	1,800
Transportation and communications	17,694	24,900	24,900
Supplies	6,590	12,700	12,700
Purchased services	3,491	10,500	10,500
Property, furnishings and equipment	600	3,500	3,500
Grants and subsidies	47,071	47,100	47,100
<b>Total: Government Members Caucus</b>	<b>723,977</b>	<b>755,200</b>	<b>755,200</b>



**HOUSE OF ASSEMBLY AND ITS STATUTORY OFFICES**  
**PROVINCE OF NEWFOUNDLAND AND LABRADOR**  
**SCHEDULE OF EXPENDITURE AND RELATED REVENUE**  
**For the Year Ended March 31, 2013**

	<u>Actual</u>	<u>Estimates</u>	
		<u>Amended</u>	<u>Original</u>
<b>HOUSE OF ASSEMBLY (cont.)</b>			
<b>Official Opposition Caucus</b>			
Salaries	905,082	909,300	918,800
Employee benefits	4,890	4,900	2,000
Transportation and communications	57,787	64,200	70,000
Supplies	15,212	15,700	16,800
Professional services	4,000	4,000	-
Purchased services	25,690	26,400	16,900
Property, furnishings and equipment	596	3,800	3,800
Grants and subsidies	10,460	10,500	10,500
<b>Total: Official Opposition Caucus</b>	<b>1,023,717</b>	<b>1,038,800</b>	<b>1,038,800</b>
<b>Third Party Caucus</b>			
Salaries	444,110	450,400	450,400
Employee benefits	1,002	1,400	1,400
Transportation and communications	22,435	24,700	25,700
Supplies	6,030	6,800	11,800
Professional services	6,500	6,500	-
Purchased services	8,338	8,500	10,000
Property, furnishings and equipment	3,481	3,500	2,500
Grants and subsidies	10,460	10,500	10,500
<b>Total: Third Party Caucus</b>	<b>502,356</b>	<b>512,300</b>	<b>512,300</b>
<b>TOTAL: HOUSE OF ASSEMBLY</b>	<b>15,274,480</b>	<b>16,604,800</b>	<b>16,551,800</b>
<b>OFFICE OF THE CHIEF ELECTORAL OFFICER</b>			
Salaries	907,534	911,700	951,700
Employee benefits	2,932	5,000	5,000
Transportation and communications	24,071	62,000	62,000
Supplies	11,285	12,000	12,000
Professional services	60,668	70,000	70,000
Purchased services	142,948	163,000	163,000
Property, furnishings and equipment	8,634	9,000	9,000
Grants and subsidies	80,884	150,000	150,000
	<b>1,238,956</b>	<b>1,382,700</b>	<b>1,422,700</b>
Revenue - Provincial	(8,687)	-	-
<b>Total: Office of the Chief Electoral Officer</b>	<b>1,230,269</b>	<b>1,382,700</b>	<b>1,422,700</b>

**HOUSE OF ASSEMBLY AND ITS STATUTORY OFFICES**  
**PROVINCE OF NEWFOUNDLAND AND LABRADOR**  
**SCHEDULE OF EXPENDITURE AND RELATED REVENUE**  
**For the Year Ended March 31, 2013**

	<u>Actual</u>	<u>Estimates</u>	
		<u>Amended</u>	<u>Original</u>
<b>OFFICE OF THE CITIZENS' REPRESENTATIVE</b>			
Salaries	625,805	630,100	630,100
Employee benefits	5,575	6,100	4,000
Transportation and communications	24,008	47,200	47,200
Supplies	4,077	10,000	10,000
Professional services	4,375	42,700	42,700
Purchased services	78,645	104,700	106,800
Property, furnishings and equipment	4,530	5,000	5,000
<b>Total: Office of the Citizens' Representative</b>	<b>747,015</b>	<b>845,800</b>	<b>845,800</b>
<b>OFFICE OF THE CHILD AND YOUTH ADVOCATE</b>			
Salaries	1,008,061	1,008,300	991,300
Employee benefits	2,773	2,800	5,000
Transportation and communications	40,545	43,400	75,000
Supplies	7,238	9,000	10,000
Professional services	88,256	88,300	30,000
Purchased services	166,194	182,600	203,300
Property, furnishings and equipment	2,113	2,200	5,000
<b>Total: Office of the Child and Youth Advocate</b>	<b>1,315,180</b>	<b>1,336,600</b>	<b>1,319,600</b>
<b>OFFICE OF THE INFORMATION AND PRIVACY COMMISSIONER</b>			
Salaries	986,838	994,000	1,024,000
Employee benefits	8,032	18,800	18,800
Transportation and communications	41,176	65,700	65,700
Supplies	15,441	20,300	20,300
Professional services	13,332	95,000	95,000
Purchased services	109,453	169,200	169,200
Property, furnishings and equipment	18,603	20,000	20,000
<b>Total: Office of the Information and Privacy Commissioner</b>	<b>1,192,875</b>	<b>1,383,000</b>	<b>1,413,000</b>
<b>TOTAL: HOUSE OF ASSEMBLY AND ITS STATUTORY OFFICES</b>	<b>\$ 19,759,819</b>	<b>\$ 21,552,900</b>	<b>\$ 21,552,900</b>

*See accompanying notes*

**HOUSE OF ASSEMBLY AND ITS STATUTORY OFFICES  
PROVINCE OF NEWFOUNDLAND AND LABRADOR  
SCHEDULE OF GROSS EXPENDITURE AND UNEXPENDED BALANCES  
For the Year Ended March 31, 2013**

---

Original estimates (net)	\$ 21,552,900
<u>Add back revenue estimates net of transfers and statutory payments</u>	<u>-</u>
Original estimates of expenditure	21,552,900
<u>Supplementary supply</u>	<u>-</u>
<b><u>Total appropriation</u></b>	<b><u>21,552,900</u></b>
<b>Total net expenditure</b>	<b>19,759,819</b>
<b><u>Add: revenue</u></b>	<b><u>92,968</u></b>
<b><u>Total gross expenditure</u></b>	<b><u>19,852,787</u></b>
<b><u>Unexpended balance of appropriation</u></b>	<b><u>\$ 1,700,113</u></b>

*See accompanying notes*

**HOUSE OF ASSEMBLY AND ITS STATUTORY OFFICES**  
**PROVINCE OF NEWFOUNDLAND AND LABRADOR**  
**NOTES TO FINANCIAL INFORMATION**  
**March 31, 2013**

---

**Authority, nature of operations and basis of consolidation**

The House of Assembly of Newfoundland and Labrador consists of 48 Members each of whom has been elected by the voters in the Provincial district which they represent. The House of Assembly in conjunction with the Lieutenant-Governor is known as the Legislature and its main role is to be the official law maker for all Provincial legislation. The Assembly debates draft legislation, estimates etc. and approves legislation or amendments for signature by the Lieutenant-Governor (Royal Assent).

This financial information reflects the financial operations of the House of Assembly and its Statutory Offices, as defined by the *House of Assembly Accountability, Integrity and Administration Act*. This financial information does not include the financial information of the Office of the Auditor General, which is another Statutory Office of the House of Assembly. The financial information of the Office of the Auditor General is audited by an independent firm of public accountants and presented under separate cover.

**1. Summary of Significant Accounting Policies**

The Schedule of Assets and Liabilities has been prepared on the accrual basis of accounting, consistent with the basis of accounting used in the preparation of the Consolidated Revenue Fund financial statements of the Province of Newfoundland and Labrador.

The Schedule of Expenditure and Related Revenue and the Schedule of Gross Expenditure and Unexpended Balances have been prepared on the modified cash basis of accounting, consistent with the basis of accounting in the preparation of the Report on the Program Expenditures and Revenues of the Consolidated Revenue Fund. In addition to the actual expenditure and related revenue for the year, for information purposes, the Schedule of Expenditure and Related Revenue includes the original and amended estimates for the House of Assembly and its Statutory Offices.

The accounting policies are also consistent with those used in the preparation of the Consolidated Revenue Fund financial statements except that this financial information does not include a provision for accumulating non-vesting sick leave benefits and non-vesting severance benefits.

**2. Cash held in trust**

The \$398 (2012 - \$8,307) of cash held in trust is held by the Office of the Chief Electoral Officer. There is a corresponding liability for this amount. These monies, including nomination fees, were deposited by candidates in General Elections and in by-elections from funds provided to the candidates in support of their respective election campaigns.

Candidates' nomination fees of \$200 per candidate are held until candidates file papers to have these fees reimbursed. Excess funds that exceed the campaign limits per the *Elections Act, 1991* are held in trust until the next Provincial general election.

**HOUSE OF ASSEMBLY AND ITS STATUTORY OFFICES**  
**PROVINCE OF NEWFOUNDLAND AND LABRADOR**  
**NOTES TO FINANCIAL INFORMATION**  
**March 31, 2013**

**3. Accounts receivable**

	<u>2013</u>	<u>2012</u>
Due from Judgment Enforcements		
- former Members of the House of Assembly	\$ 431,297	\$ 512,695
Other amounts due from Judgment Enforcements	2,602,795	2,602,795
Miscellaneous amounts	4,075	4,406
	<u>3,038,167</u>	<u>3,119,896</u>
Less: allowance for doubtful accounts	<u>2,602,795</u>	<u>2,602,795</u>
<b>Total accounts receivable</b>	<b>\$ 435,372</b>	<b>\$ 517,101</b>

The accounts receivable and the related allowance for doubtful accounts for amounts due from Judgment Enforcements - former Members of the House of Assembly and Other amounts due from Judgment Enforcements were provided by the Office of the Comptroller General.

**4. Prepaid expenses**

	<u>2013</u>	<u>2012</u>
Prepaid expenses consists of:		
Memberships and subscriptions	\$ 61,333	\$ 44,284
Training and development	11,780	7,142
Travel and other	28,076	7,571
<b>Total prepaid expenses</b>	<b>\$ 101,189</b>	<b>\$ 58,997</b>

**5. Tangible capital assets**

	<u>2013</u>			<u>2012</u>
	<u>Original Cost</u>	<u>Accumulated Amortization</u>	<u>Net Book Value</u>	<u>Net Book Value</u>
Furniture and equipment	\$1,442,383	\$ 593,381	\$ 849,002	\$ 786,513

These assets are amortized over a 10 year period.

**HOUSE OF ASSEMBLY AND ITS STATUTORY OFFICES**  
**PROVINCE OF NEWFOUNDLAND AND LABRADOR**  
**NOTES TO FINANCIAL INFORMATION**  
**March 31, 2013**

---

**6. Accrued severance pay**

The liability for severance pay in the amount of \$4,212,975 (2012 - \$3,958,264) is reported on the accrual basis of accounting on the Schedule of Assets and Liabilities and is calculated based on years of service and current salary levels.

Members of the House of Assembly are eligible for severance pay when they cease to be Members. Severance pay for Members is based on one month's basic indemnity for each year of service and is prorated for part of the year's service. Minimum severance for Members is three months pay, while maximum is twelve months pay.

Severance pay for political support staff is based on the nature of the termination of employment. Entitlement to severance pay vests with one year or more of uninterrupted service. No provision has been made in this financial information for severance pay for political support staff with less than one year of uninterrupted service. Political support staff who have their employment terminated are entitled to severance pay equal to one month's salary for each year of service. Minimum severance is three months pay, while maximum is twelve months pay. Political support staff who voluntarily resign their positions are entitled to one week's pay for each year of service up to a maximum of twenty weeks.

Severance pay vests with other employees after nine years of uninterrupted service, and accordingly no provision has been made in this financial information for employees who have less than nine years of uninterrupted service with the Province. Severance pay, at the rate of one week's pay for each year of service up to a maximum of twenty weeks pay, is payable when the employee ceases employment with the Province.

**7. Pensions and Group Health and Life Insurance Benefits**

Members participate in the Members of the House of Assembly Pension Plan (MHA Pension Plan), as defined by the *Members of the House of Assembly Retiring Allowances Act*. Members who were contributing to another private or employer related pension plan may opt out of the MHA Pension Plan for their first General Assembly provided the decision is made prior to the first payment of salary. The Members are required to participate in the MHA Pension Plan upon subsequent re-election.

The staff of the House of Assembly and Statutory Offices participate in the Public Service Pension Plan (PSPP), as defined by the *Public Service Pension Act, 1991*, or the Government Money Purchase Pension Plan (GMPP).

Amounts are paid out of the Consolidated Revenue Fund (CRF) to match the pension contributions of Members and staff who participate in the PSPP or the MHA Pension Plan. Amounts are also paid out of the CRF to generally match the pension contributions of staff who participate in the GMPP. These amounts are costs of the Province of Newfoundland and Labrador, and are not reflected in this financial information as costs of the House of Assembly and its Statutory Offices.

**HOUSE OF ASSEMBLY AND ITS STATUTORY OFFICES**  
**PROVINCE OF NEWFOUNDLAND AND LABRADOR**  
**NOTES TO FINANCIAL INFORMATION**  
**March 31, 2013**

---

**7. Pensions and Group Health and Life Insurance Benefits (cont.)**

Under the *Pensions Funding Act*, the Province is responsible for liabilities for the cost of future pensions in excess of the contributions made by employees, other plan participants and employers. Any unfunded pension liabilities relating to the Members or staff of the House of Assembly and its Statutory Offices are liabilities of the Province and are not reflected in this financial information.

All retired employees and Members of the Legislature who participate in the MHA Pension Plan or the PSPP are eligible to participate in the Province's Group Health and Life Insurance Program. Amounts are paid out of the CRF to match the amounts deducted from those who participate in this program. These amounts are costs of the Province of Newfoundland and Labrador and are not reflected in this financial information.

The Province is responsible for any liability relating to the group health and life insurance program. Any unfunded liabilities relating to the Members or staff of the House of Assembly and its Statutory Offices are liabilities of the Province and are not reflected in this financial information.

Details regarding the MHA Pension Plan, the PSPP, the GMPP and the Group, Health and Life Insurance Program are outlined in the Public Accounts of the Province of Newfoundland and Labrador.

**8. Commitments**

The House of Assembly and its Statutory Offices have outstanding commitments in the amount of \$1,609,374 relating to the lease of office accommodations. The schedule of payments related to these leases is as follows:

2014	\$ 534,882
2015	427,421
2016	352,565
2017	144,542
2018	115,980
Thereafter	<u>33,984</u>
	<u>\$ 1,609,374</u>

**9. Prior period adjustment**

The tangible capital assets net book value as at March 31, 2012 has been increased from \$612,385 to \$786,513 to include broadcast equipment not previously reflected in the financial information. This adjustment has been applied retroactively with restatement. The comparative figures for March 31, 2012 have been restated to reflect the impact of this prior period adjustment.

**HOUSE OF ASSEMBLY AND ITS STATUTORY OFFICES**  
**PROVINCE OF NEWFOUNDLAND AND LABRADOR**  
**NOTES TO FINANCIAL INFORMATION**  
**March 31, 2013**

---

**10. Comparative figures**

Certain comparative figures have been reclassified to conform to current year's presentation.

**11. Income taxes**

The House of Assembly and its Statutory Offices are not subject to Provincial or Federal income taxes.



**HOUSE OF ASSEMBLY  
AND ITS STATUTORY OFFICES**

**MANAGEMENT CERTIFICATION**

**MARCH 31, 2013**





**MANAGEMENT CERTIFICATION  
HOUSE OF ASSEMBLY – MARCH 31, 2013**

Pursuant to Paragraph 28(3)(l) of the *House of Assembly Accountability, Integrity and Administration Act*,

I, **Sandra Barnes**, Clerk of the House of Assembly of Newfoundland and Labrador, certify that:

1. I have reviewed the financial information of the House of Assembly and Statutory Offices, as defined in the *House of Assembly Accountability, Integrity and Administration Act*, for the period ending March 31, 2013;
2. Based on my knowledge, the financial information does not contain any untrue statement of a material fact or omit to state a material fact required to be stated or that is necessary to make a statement not misleading in light of the circumstances under which it was made, with respect to the period covered by the financial information;
3. Based on my knowledge, the annual financial information presents in all material respects the results of transactions at the House of Assembly and Statutory Offices as defined in the *House of Assembly Accountability, Integrity and Administration Act*, as of the date and for the periods presented;
4. I am responsible for establishing and maintaining disclosure controls and procedures and internal control over financial reporting for the House of Assembly and Statutory Offices as defined in the *House of Assembly Accountability, Integrity and Administration Act*, and I have:
  - (a) designed such disclosure controls and procedures, or caused them to be designed under my supervision, to provide reasonable assurance that material information relating to the House of Assembly and Statutory Offices, as defined in the *House of Assembly Accountability, Integrity and Administration Act*, is made known to me by others, particularly during the period in which the financial information is being prepared;
  - (b) designed such internal control over financial reporting, or caused it to be designed under my supervision, to provide reasonable assurance regarding the reliability of financial reporting and the preparation of financial information in accordance with the required policies;
  - (c) evaluated the effectiveness of the disclosure controls and procedures as of March 31, 2013 and am satisfied with the effectiveness based on such evaluation; and
  - (d) evaluated the effectiveness of the internal control over financial reporting as of March 31, 2013 and am satisfied with the effectiveness based on such evaluation.

  
Clerk of the House of Assembly

  
Date



# Appendix G

## Members' Salaries, Allowances & Expenses





I certify that the amounts of salaries, allowances and expenses reflected in the report in **Appendix G** as having been paid to or for each Member of the House of Assembly are consistent with the amounts recorded by the Comptroller General and reflected in the Public Accounts of the Province.

I certify that I have reviewed the accounts of Members as contained in **Appendix G** and they are an accurate reflection of the transactions related to those accounts for the 2012-2013 fiscal year.

A handwritten signature in blue ink that reads "Sandra Barnes".

**Sandra Barnes**  
Clerk of the House of Assembly and  
Secretary to the Commission





## **Report 1 – Compensation Paid to Members by the House of Assembly**

This report covers the period from April 1, 2012 to March 31, 2013.

The total salaries and other payments were in accordance with the amounts established under the *House of Assembly Accountability, Integrity and Administration Act*.





**Compensation Paid to Members by the House of Assembly  
April 1, 2012 to March 31, 2013**

<b>Member</b>	<b>Member Base Salary (Note 1)</b>	<b>Office Holder Salary (Note 2)</b>	<b>Other (Note 3)</b>	<b>Total</b>
Ball, Dwight	95,357	54,072	8,000	157,429
Bennett, James	93,957	12,425	0	106,382
Brazil, David	95,357	9,504	0	104,861
Collins, Felix	95,357	0	0	95,357
Collins, Sandy	95,357	0	0	95,357
Cornect, Tony	95,357	6,914	0	102,271
Cross, Eli	95,357	0	1,160	96,517
Crummell, Daniel	95,357	0	0	95,357
Dalley, Derrick	95,357	0	0	95,357
Davis, Paul	95,357	0	0	95,357
Dinn, John	95,357	0	0	95,357
Dunderdale, Kathy	95,357	0	0	95,357
Edmunds, Randy	95,357	13,517	0	108,874
Forsey, Clayton	95,357	13,517	0	108,874
French, Terry	95,357	0	0	95,357
Granter, Vaughn	95,357	0	0	95,357
Hedderson, Tom	95,357	0	0	95,357
Hunter, Ray	95,357	0	0	95,357
Hutchings, Keith	95,257	0	0	95,257
Jackman, Clyde	95,357	0	0	95,357
Johnson, Charlene	95,357	0	0	95,357
Jones, Yvonne	95,357	27,033	277	122,667
Joyce, Eddie	95,357	13,517	1,160	110,034
Kennedy, Jerome	95,357	0	0	95,357
Kent, Steve	95,357	7,798	0	103,155
King, Darin	95,357	0	0	95,357
Kirby, Dale	95,357	0	145	95,502
Lane, Paul	95,357	8,370	0	103,727
Little, Glen	95,357	0	0	95,357
Littlejohn, Glenn	95,357	5,719	0	101,076
Marshall, Tom	95,357	0	0	95,357
McGrath, Nicholas	95,357	0	0	95,357
Michael, Lorraine	95,357	18,918	9,977	124,252
Mitchelmore, Christopher	95,357	0	1,015	96,372
Murphy, George	95,357	13,517	0	108,874
O'Brien, Kevin	95,357	0	0	95,357
Osborne, Tom	95,357	0	0	95,357

<b>Member</b>	<b>Member Base Salary (Note 1)</b>	<b>Office Holder Salary (Note 2)</b>	<b>Other (Note 3)</b>	<b>Total</b>
Parsons, Andrew	95,357	18,457	0	113,814
Parsons, Kevin	95,357	0	1,305	96,662
Peach, Calvin	95,357	0	0	95,357
Perry, Tracey	95,357	0	0	95,357
Pollard, Kevin	95,357	0	0	95,357
Rogers, Gerry	95,357	13,517	0	108,874
Russell, Keith	95,357	0	0	95,357
Shea, Joan	95,357	0	0	95,357
Sullivan, Susan	95,357	0	0	95,357
Verge, Wade	95,357	27,033	0	122,390
Wiseman, Ross	95,357	54,072	12,694	162,123
<b>Totals</b>	<b>4,575,636</b>	<b>317,900</b>	<b>35,733</b>	<b>4,929,269</b>

Note 1: Paid in accordance with the amounts established under section 11 of the *House of Assembly Accountability, Integrity and Administration Act* .

Note 2: Paid in accordance with the amounts established under section 12 of the *House of Assembly Accountability, Integrity and Administration Act* .

Note 3: Includes payments for committee per diems, car allowances and gas.



## **Report 2 – Member Accountability and Disclosure Reports**

This report covers the period from April 1, 2012 to March 31, 2013. The column entitled “Expenditures Processed to Date” details all the expenditures for the reporting period.

These expenditures are authorized under the *Members’ Resources and Allowances Rules*.





House of Assembly  
Newfoundland and Labrador  
Member Accountability and Disclosure Report  
**Expenditures Summarized by Category**  
01-Apr-12 to 31-Mar-13

**BALL, DWIGHT, MHA**

Allowance Category	Expenditure Limit for Fiscal Year 2012/13 (Net of HST)	Expenditures Processed 01-Apr-12 to 31-Mar-13 (Net of HST)	Expenditures Year to Date 01-Apr-12 to 31-Mar-13 (Net of HST)	Funds Available (Net of HST)	Percent Expended to Date
<b>Office Allowances</b>					
Office Accommodations	14,145.00	14,144.55	14,144.55	0.45	100.0%
Rental of Short-term Accommodations	664.00	0.00	0.00	664.00	0.0%
Office Start-up Costs	667.00	240.40	240.40	426.60	36.0%
Office Operations	13,274.00	11,930.90	11,930.90	1,343.10	89.9%
<b>Total Office Allowances</b>		<b>26,315.85</b>	<b>26,315.85</b>		
<b>Operational Resources</b>					
Operational Resources	--	6,849.35	6,849.35	--	--
<b>Total Operational Resources</b>		<b>6,849.35</b>	<b>6,849.35</b>		
<b>Travel &amp; Living Allowances</b>					
House in Session	--	21,197.09	21,197.09	--	--
House Not in Session	--	7,917.25	7,917.25	--	--
Intra & Extra-Constituency Travel	13,274.00	2,605.10	2,605.10	10,668.90	19.6%
Helicopter Travel	--	0.00	0.00	--	--
<b>Total Travel &amp; Living Allowances</b>		<b>31,719.44</b>	<b>31,719.44</b>		
<b>Constituency Allowance</b>					
Constituency Allowance	2,655.00	351.43	351.43	2,303.57	13.2%
<b>Total Constituency Allowance</b>		<b>351.43</b>	<b>351.43</b>		
<b>Total Expenditures</b>					
		<b>65,236.07</b>	<b>65,236.07</b>		

---- End of Report ----



House of Assembly  
Newfoundland and Labrador  
Member Accountability and Disclosure Report  
**Expenditures Summarized by Category**  
01-Apr-12 to 31-Mar-13

**BENNETT, JIM, MHA**

Allowance Category	Expenditure Limit for Fiscal Year 2012/13 (Net of HST)	Expenditures Processed 01-Apr-12 to 31-Mar-13 (Net of HST)	Expenditures Year to Date 01-Apr-12 to 31-Mar-13 (Net of HST)	Funds Available (Net of HST)	Percent Expended to Date
<b>Office Allowances</b>					
Office Accommodations	13,513.00	13,512.55	13,512.55	0.45	100.0%
Rental of Short-term Accommodations	664.00	66.96	66.96	597.04	10.1%
Office Start-up Costs	833.00	179.99	179.99	653.01	21.6%
Office Operations	13,274.00	10,414.86	10,414.86	2,859.14	78.5%
<b>Total Office Allowances</b>		<b>24,174.36</b>	<b>24,174.36</b>		
<b>Operational Resources</b>					
Operational Resources	--	11,663.20	11,663.20	--	--
<b>Total Operational Resources</b>		<b>11,663.20</b>	<b>11,663.20</b>		
<b>Travel &amp; Living Allowances</b>					
House in Session	--	21,464.38	21,464.38	--	--
House Not in Session	--	3,377.65	3,377.65	--	--
Intra & Extra-Constituency Travel	11,150.00	9,506.40	9,506.40	1,643.60	85.3%
Helicopter Travel	--	0.00	0.00	--	--
<b>Total Travel &amp; Living Allowances</b>		<b>34,348.43</b>	<b>34,348.43</b>		
<b>Constituency Allowance</b>					
Constituency Allowance	2,655.00	935.27	935.27	1,719.73	35.2%
<b>Total Constituency Allowance</b>		<b>935.27</b>	<b>935.27</b>		
<b>Total Expenditures</b>					
		<b>71,121.26</b>	<b>71,121.26</b>		

---- End of Report ----



House of Assembly  
Newfoundland and Labrador  
Member Accountability and Disclosure Report  
**Expenditures Summarized by Category**  
01-Apr-12 to 31-Mar-13

**BRAZIL, DAVID, MHA**

Allowance Category	Expenditure Limit for Fiscal Year 2012/13 (Net of HST)	Expenditures Processed 01-Apr-12 to 31-Mar-13 (Net of HST)	Expenditures Year to Date 01-Apr-12 to 31-Mar-13 (Net of HST)	Funds Available (Net of HST)	Percent Expended to Date
<b>Office Allowances</b>					
Office Accommodations	6,195.00	0.00	0.00	6,195.00	0.0%
Rental of Short-term Accommodations	541.00	0.00	0.00	541.00	0.0%
Office Start-up Costs	--	0.00	0.00	--	--
Office Operations	13,274.00	10,711.79	10,711.79	2,562.21	80.7%
<b>Total Office Allowances</b>		<b>10,711.79</b>	<b>10,711.79</b>		
<b>Operational Resources</b>					
Operational Resources	--	2,942.69	2,942.69	--	--
<b>Total Operational Resources</b>		<b>2,942.69</b>	<b>2,942.69</b>		
<b>Travel &amp; Living Allowances</b>					
House in Session	--	0.00	0.00	--	--
House Not in Session	--	0.00	0.00	--	--
Intra & Extra-Constituency Travel	8,496.00	8,496.00	8,496.00	0.00	100.0%
Helicopter Travel	--	0.00	0.00	--	--
<b>Total Travel &amp; Living Allowances</b>		<b>8,496.00</b>	<b>8,496.00</b>		
<b>Constituency Allowance</b>					
Constituency Allowance	2,655.00	2,655.00	2,655.00	0.00	100.0%
<b>Total Constituency Allowance</b>		<b>2,655.00</b>	<b>2,655.00</b>		
<b>Total Expenditures</b>					
		<b>24,805.48</b>	<b>24,805.48</b>		

---- End of Report ----



House of Assembly  
Newfoundland and Labrador  
Member Accountability and Disclosure Report  
**Expenditures Summarized by Category**  
01-Apr-12 to 31-Mar-13

**COLLINS, FELIX, MHA**

Allowance Category	Expenditure Limit for Fiscal Year 2012/13 (Net of HST)	Expenditures Processed 01-Apr-12 to 31-Mar-13 (Net of HST)	Expenditures Year to Date 01-Apr-12 to 31-Mar-13 (Net of HST)	Funds Available (Net of HST)	Percent Expended to Date
<b>Office Allowances</b>					
Office Accommodations	6,195.00	0.00	0.00	6,195.00	0.0%
Rental of Short-term Accommodations	664.00	0.00	0.00	664.00	0.0%
Office Start-up Costs	--	0.00	0.00	--	--
Office Operations	13,274.00	7,494.88	7,494.88	5,779.12	56.5%
<b>Total Office Allowances</b>		<b>7,494.88</b>	<b>7,494.88</b>		
<b>Operational Resources</b>					
Operational Resources	--	2,810.82	2,810.82	--	--
<b>Total Operational Resources</b>		<b>2,810.82</b>	<b>2,810.82</b>		
<b>Travel &amp; Living Allowances</b>					
House in Session	--	40.17	40.17	--	--
House Not in Session	--	294.37	294.37	--	--
Intra & Extra-Constituency Travel	12,743.00	0.00	0.00	12,743.00	0.0%
Helicopter Travel	--	0.00	0.00	--	--
<b>Total Travel &amp; Living Allowances</b>		<b>334.54</b>	<b>334.54</b>		
<b>Constituency Allowance</b>					
Constituency Allowance	2,655.00	291.54	291.54	2,363.46	11.0%
<b>Total Constituency Allowance</b>		<b>291.54</b>	<b>291.54</b>		
<b>Total Expenditures</b>		<b>10,931.78</b>	<b>10,931.78</b>		

---- End of Report ----





House of Assembly  
Newfoundland and Labrador  
Member Accountability and Disclosure Report  
**Expenditures Summarized by Category**  
01-Apr-12 to 31-Mar-13

**COLLINS, SANDY, MHA**

Allowance Category	Expenditure Limit for Fiscal Year 2012/13 (Net of HST)	Expenditures Processed 01-Apr-12 to 31-Mar-13 (Net of HST)	Expenditures Year to Date 01-Apr-12 to 31-Mar-13 (Net of HST)	Funds Available (Net of HST)	Percent Expended to Date
<b>Office Allowances</b>					
Office Accommodations	8,500.00	8,500.00	8,500.00	0.00	100.0%
Rental of Short-term Accommodations	664.00	0.00	0.00	664.00	0.0%
Office Start-up Costs	--	0.00	0.00	--	--
Office Operations	13,274.00	5,542.98	5,542.98	7,731.02	41.8%
<b>Total Office Allowances</b>		<b>14,042.98</b>	<b>14,042.98</b>		
<b>Operational Resources</b>					
Operational Resources	--	6,401.19	6,401.19	--	--
<b>Total Operational Resources</b>		<b>6,401.19</b>	<b>6,401.19</b>		
<b>Travel &amp; Living Allowances</b>					
House in Session	--	10,637.34	10,637.34	--	--
House Not in Session	--	5,794.80	5,794.80	--	--
Intra & Extra-Constituency Travel	11,327.00	10,708.45	10,708.45	618.55	94.5%
Helicopter Travel	--	0.00	0.00	--	--
<b>Total Travel &amp; Living Allowances</b>		<b>27,140.59</b>	<b>27,140.59</b>		
<b>Constituency Allowance</b>					
Constituency Allowance	2,655.00	1,161.65	1,161.65	1,493.35	43.8%
<b>Total Constituency Allowance</b>		<b>1,161.65</b>	<b>1,161.65</b>		
<b>Total Expenditures</b>					
		<b>48,746.41</b>	<b>48,746.41</b>		

---- End of Report ----



House of Assembly  
Newfoundland and Labrador  
Member Accountability and Disclosure Report  
**Expenditures Summarized by Category**  
01-Apr-12 to 31-Mar-13

**CORNECT, TONY, MHA**

Allowance Category	Expenditure Limit for Fiscal Year 2012/13 (Net of HST)	Expenditures Processed 01-Apr-12 to 31-Mar-13 (Net of HST)	Expenditures Year to Date 01-Apr-12 to 31-Mar-13 (Net of HST)	Funds Available (Net of HST)	Percent Expended to Date
<b>Office Allowances</b>					
Office Accommodations	9,520.00	9,519.86	9,519.86	0.14	100.0%
Rental of Short-term Accommodations	664.00	0.00	0.00	664.00	0.0%
Office Start-up Costs	--	0.00	0.00	--	--
Office Operations	13,274.00	7,096.42	7,096.42	6,177.58	53.5%
<b>Total Office Allowances</b>		<b>16,616.28</b>	<b>16,616.28</b>		
<b>Operational Resources</b>					
Operational Resources	--	4,538.99	4,538.99	--	--
<b>Total Operational Resources</b>		<b>4,538.99</b>	<b>4,538.99</b>		
<b>Travel &amp; Living Allowances</b>					
House in Session	--	26,276.43	26,276.43	--	--
House Not in Session	--	7,647.37	7,647.37	--	--
Intra & Extra-Constituency Travel	7,522.00	766.71	766.71	6,755.29	10.2%
Helicopter Travel	--	0.00	0.00	--	--
<b>Total Travel &amp; Living Allowances</b>		<b>34,690.51</b>	<b>34,690.51</b>		
<b>Constituency Allowance</b>					
Constituency Allowance	2,655.00	0.00	0.00	2,655.00	0.0%
<b>Total Constituency Allowance</b>		<b>0.00</b>	<b>0.00</b>		
<b>Total Expenditures</b>					
		<b>55,845.78</b>	<b>55,845.78</b>		

---- End of Report ----



House of Assembly  
Newfoundland and Labrador  
Member Accountability and Disclosure Report  
**Expenditures Summarized by Category**  
01-Apr-12 to 31-Mar-13

CROSS, ELI, MHA

Allowance Category	Expenditure Limit for Fiscal Year 2012/13 (Net of HST)	Expenditures Processed 01-Apr-12 to 31-Mar-13 (Net of HST)	Expenditures Year to Date 01-Apr-12 to 31-Mar-13 (Net of HST)	Funds Available (Net of HST)	Percent Expended to Date
<b>Office Allowances</b>					
Office Accommodations	6,195.00	0.00	0.00	6,195.00	0.0%
Rental of Short-term Accommodations	664.00	201.79	201.79	462.21	30.4%
Office Start-up Costs	723.00	0.00	0.00	723.00	0.0%
Office Operations	13,274.00	3,680.02	3,680.02	9,593.98	27.7%
<b>Total Office Allowances</b>		<b>3,881.81</b>	<b>3,881.81</b>		
<b>Operational Resources</b>					
Operational Resources	--	4,362.10	4,362.10	--	--
<b>Total Operational Resources</b>		<b>4,362.10</b>	<b>4,362.10</b>		
<b>Travel &amp; Living Allowances</b>					
House in Session	--	14,995.37	14,995.37	--	--
House Not in Session	--	8,594.45	8,594.45	--	--
Intra & Extra-Constituency Travel	11,150.00	5,728.00	5,728.00	5,422.00	51.4%
Helicopter Travel	--	0.00	0.00	--	--
<b>Total Travel &amp; Living Allowances</b>		<b>29,317.82</b>	<b>29,317.82</b>		
<b>Constituency Allowance</b>					
Constituency Allowance	2,655.00	811.12	811.12	1,843.88	30.6%
<b>Total Constituency Allowance</b>		<b>811.12</b>	<b>811.12</b>		
<b>Total Expenditures</b>					
		<b>38,372.85</b>	<b>38,372.85</b>		

---- End of Report ----



House of Assembly  
Newfoundland and Labrador  
Member Accountability and Disclosure Report  
**Expenditures Summarized by Category**  
01-Apr-12 to 31-Mar-13

**CRUMMELL, DAN, MHA**

Allowance Category	Expenditure Limit for Fiscal Year 2012/13 (Net of HST)	Expenditures Processed 01-Apr-12 to 31-Mar-13 (Net of HST)	Expenditures Year to Date 01-Apr-12 to 31-Mar-13 (Net of HST)	Funds Available (Net of HST)	Percent Expended to Date
<b>Office Allowances</b>					
Office Accommodations	6,195.00	0.00	0.00	6,195.00	0.0%
Rental of Short-term Accommodations	541.00	0.00	0.00	541.00	0.0%
Office Start-up Costs	871.00	0.00	0.00	871.00	0.0%
Office Operations	13,274.00	971.54	971.54	12,302.46	7.3%
<b>Total Office Allowances</b>		<b>971.54</b>	<b>971.54</b>		
<b>Operational Resources</b>					
Operational Resources	--	2,095.36	2,095.36	--	--
<b>Total Operational Resources</b>		<b>2,095.36</b>	<b>2,095.36</b>		
<b>Travel &amp; Living Allowances</b>					
House in Session	--	0.00	0.00	--	--
House Not in Session	--	0.00	0.00	--	--
Intra & Extra-Constituency Travel	6,637.00	0.00	0.00	6,637.00	0.0%
Helicopter Travel	--	0.00	0.00	--	--
<b>Total Travel &amp; Living Allowances</b>		<b>0.00</b>	<b>0.00</b>		
<b>Constituency Allowance</b>					
Constituency Allowance	2,655.00	0.00	0.00	2,655.00	0.0%
<b>Total Constituency Allowance</b>		<b>0.00</b>	<b>0.00</b>		
<b>Total Expenditures</b>		<b>3,066.90</b>	<b>3,066.90</b>		

---- End of Report ----



House of Assembly  
Newfoundland and Labrador  
Member Accountability and Disclosure Report  
**Expenditures Summarized by Category**  
01-Apr-12 to 31-Mar-13

**DALLEY, DERRICK, MHA**

Allowance Category	Expenditure Limit for Fiscal Year 2012/13 (Net of HST)	Expenditures Processed 01-Apr-12 to 31-Mar-13 (Net of HST)	Expenditures Year to Date 01-Apr-12 to 31-Mar-13 (Net of HST)	Funds Available (Net of HST)	Percent Expended to Date
<b>Office Allowances</b>					
Office Accommodations	12,000.00	12,000.00	12,000.00	0.00	100.0%
Rental of Short-term Accommodations	664.00	0.00	0.00	664.00	0.0%
Office Start-up Costs	--	0.00	0.00	--	--
Office Operations	13,274.00	6,090.68	6,090.68	7,183.32	45.9%
<b>Total Office Allowances</b>		<b>18,090.68</b>	<b>18,090.68</b>		
<b>Operational Resources</b>					
Operational Resources	--	6,674.92	6,674.92	--	--
<b>Total Operational Resources</b>		<b>6,674.92</b>	<b>6,674.92</b>		
<b>Travel &amp; Living Allowances</b>					
House in Session	--	25,366.30	25,366.30	--	--
House Not in Session	--	44.64	44.64	--	--
Intra & Extra-Constituency Travel	10,885.00	3,804.94	3,804.94	7,080.06	35.0%
Helicopter Travel	--	0.00	0.00	--	--
<b>Total Travel &amp; Living Allowances</b>		<b>29,215.88</b>	<b>29,215.88</b>		
<b>Constituency Allowance</b>					
Constituency Allowance	2,655.00	588.68	588.68	2,066.32	22.2%
<b>Total Constituency Allowance</b>		<b>588.68</b>	<b>588.68</b>		
<b>Total Expenditures</b>					
		<b>54,570.16</b>	<b>54,570.16</b>		

---- End of Report ----



House of Assembly  
Newfoundland and Labrador  
Member Accountability and Disclosure Report  
**Expenditures Summarized by Category**  
01-Apr-12 to 31-Mar-13

DAVIS, PAUL, MHA

Allowance Category	Expenditure Limit for Fiscal Year 2012/13 (Net of HST)	Expenditures Processed 01-Apr-12 to 31-Mar-13 (Net of HST)	Expenditures Year to Date 01-Apr-12 to 31-Mar-13 (Net of HST)	Funds Available (Net of HST)	Percent Expended to Date
<b>Office Allowances</b>					
Office Accommodations	6,195.00	0.00	0.00	6,195.00	0.0%
Rental of Short-term Accommodations	541.00	0.00	0.00	541.00	0.0%
Office Start-up Costs	--	0.00	0.00	--	--
Office Operations	13,274.00	8,790.16	8,790.16	4,483.84	66.2%
<b>Total Office Allowances</b>		<b>8,790.16</b>	<b>8,790.16</b>		
<b>Operational Resources</b>					
Operational Resources	--	2,115.47	2,115.47	--	--
<b>Total Operational Resources</b>		<b>2,115.47</b>	<b>2,115.47</b>		
<b>Travel &amp; Living Allowances</b>					
House in Session	--	0.00	0.00	--	--
House Not in Session	--	0.00	0.00	--	--
Intra & Extra-Constituency Travel	6,637.00	0.00	0.00	6,637.00	0.0%
Helicopter Travel	--	0.00	0.00	--	--
<b>Total Travel &amp; Living Allowances</b>		<b>0.00</b>	<b>0.00</b>		
<b>Constituency Allowance</b>					
Constituency Allowance	2,655.00	916.83	916.83	1,738.17	34.5%
<b>Total Constituency Allowance</b>		<b>916.83</b>	<b>916.83</b>		
<b>Total Expenditures</b>		<b>11,822.46</b>	<b>11,822.46</b>		

---- End of Report ----



House of Assembly  
Newfoundland and Labrador  
Member Accountability and Disclosure Report  
**Expenditures Summarized by Category**  
01-Apr-12 to 31-Mar-13

DINN, JOHN, MHA

Allowance Category	Expenditure Limit for Fiscal Year 2012/13 (Net of HST)	Expenditures Processed 01-Apr-12 to 31-Mar-13 (Net of HST)	Expenditures Year to Date 01-Apr-12 to 31-Mar-13 (Net of HST)	Funds Available (Net of HST)	Percent Expended to Date
<b>Office Allowances</b>					
Office Accommodations	6,195.00	0.00	0.00	6,195.00	0.0%
Rental of Short-term Accommodations	541.00	0.00	0.00	541.00	0.0%
Office Start-up Costs	--	0.00	0.00	--	--
Office Operations	13,274.00	1,109.83	1,109.83	12,164.17	8.4%
<b>Total Office Allowances</b>		<b>1,109.83</b>	<b>1,109.83</b>		
<b>Operational Resources</b>					
Operational Resources	--	1,814.33	1,814.33	--	--
<b>Total Operational Resources</b>		<b>1,814.33</b>	<b>1,814.33</b>		
<b>Travel &amp; Living Allowances</b>					
House in Session	--	0.00	0.00	--	--
House Not in Session	--	0.00	0.00	--	--
Intra & Extra-Constituency Travel	7,965.00	0.00	0.00	7,965.00	0.0%
Helicopter Travel	--	0.00	0.00	--	--
<b>Total Travel &amp; Living Allowances</b>		<b>0.00</b>	<b>0.00</b>		
<b>Constituency Allowance</b>					
Constituency Allowance	2,655.00	0.00	0.00	2,655.00	0.0%
<b>Total Constituency Allowance</b>		<b>0.00</b>	<b>0.00</b>		
<b>Total Expenditures</b>		<b>2,924.16</b>	<b>2,924.16</b>		

---- End of Report ----



House of Assembly  
Newfoundland and Labrador  
Member Accountability and Disclosure Report  
**Expenditures Summarized by Category**  
01-Apr-12 to 31-Mar-13

**DUNDERDALE, KATHY, MHA**

Allowance Category	Expenditure Limit for Fiscal Year 2012/13 (Net of HST)	Expenditures Processed 01-Apr-12 to 31-Mar-13 (Net of HST)	Expenditures Year to Date 01-Apr-12 to 31-Mar-13 (Net of HST)	Funds Available (Net of HST)	Percent Expended to Date
<b>Office Allowances</b>					
Office Accommodations	6,195.00	0.00	0.00	6,195.00	0.0%
Rental of Short-term Accommodations	541.00	0.00	0.00	541.00	0.0%
Office Start-up Costs	--	0.00	0.00	--	--
Office Operations	13,274.00	0.00	0.00	13,274.00	0.0%
<b>Total Office Allowances</b>		<b>0.00</b>	<b>0.00</b>		
<b>Operational Resources</b>					
Operational Resources	--	0.00	0.00	--	--
<b>Total Operational Resources</b>		<b>0.00</b>	<b>0.00</b>		
<b>Travel &amp; Living Allowances</b>					
House in Session	--	0.00	0.00	--	--
House Not in Session	--	0.00	0.00	--	--
Intra & Extra-Constituency Travel	6,637.00	0.00	0.00	6,637.00	0.0%
Helicopter Travel	--	0.00	0.00	--	--
<b>Total Travel &amp; Living Allowances</b>		<b>0.00</b>	<b>0.00</b>		
<b>Constituency Allowance</b>					
Constituency Allowance	2,655.00	0.00	0.00	2,655.00	0.0%
<b>Total Constituency Allowance</b>		<b>0.00</b>	<b>0.00</b>		
<b>Total Expenditures</b>		<b>0.00</b>	<b>0.00</b>		

---- End of Report ----





House of Assembly  
Newfoundland and Labrador  
Member Accountability and Disclosure Report  
**Expenditures Summarized by Category**  
01-Apr-12 to 31-Mar-13

**EDMUNDS, RANDY, MHA**

Allowance Category	Expenditure Limit for Fiscal Year 2012/13 (Net of HST)	Expenditures Processed 01-Apr-12 to 31-Mar-13 (Net of HST)	Expenditures Year to Date 01-Apr-12 to 31-Mar-13 (Net of HST)	Funds Available (Net of HST)	Percent Expended to Date
<b>Office Allowances</b>					
Office Accommodations	6,195.00	0.00	0.00	6,195.00	0.0%
Rental of Short-term Accommodations	664.00	0.00	0.00	664.00	0.0%
Office Start-up Costs	294.00	66.34	66.34	227.66	22.6%
Office Operations	13,274.00	3,332.05	3,332.05	9,941.95	25.1%
<b>Total Office Allowances</b>		<b>3,398.39</b>	<b>3,398.39</b>		
<b>Operational Resources</b>					
Operational Resources	--	4,986.04	4,986.04	--	--
<b>Total Operational Resources</b>		<b>4,986.04</b>	<b>4,986.04</b>		
<b>Travel &amp; Living Allowances</b>					
House in Session	--	33,137.83	33,137.83	--	--
House Not in Session	--	8,859.93	8,859.93	--	--
Intra & Extra-Constituency Travel	40,619.00	13,272.80	13,272.80	27,346.20	32.7%
Helicopter Travel	--	0.00	0.00	--	--
<b>Total Travel &amp; Living Allowances</b>		<b>55,270.56</b>	<b>55,270.56</b>		
<b>Constituency Allowance</b>					
Constituency Allowance	2,655.00	135.27	135.27	2,519.73	5.1%
<b>Total Constituency Allowance</b>		<b>135.27</b>	<b>135.27</b>		
<b>Total Expenditures</b>					
		<b>63,790.26</b>	<b>63,790.26</b>		

---- End of Report ----



House of Assembly  
Newfoundland and Labrador  
Member Accountability and Disclosure Report  
**Expenditures Summarized by Category**  
01-Apr-12 to 31-Mar-13

**FORSEY, CLAYTON, MHA**

Allowance Category	Expenditure Limit for Fiscal Year 2012/13 (Net of HST)	Expenditures Processed 01-Apr-12 to 31-Mar-13 (Net of HST)	Expenditures Year to Date 01-Apr-12 to 31-Mar-13 (Net of HST)	Funds Available (Net of HST)	Percent Expended to Date
<b>Office Allowances</b>					
Office Accommodations	19,200.00	19,200.00	19,200.00	0.00	100.0%
Rental of Short-term Accommodations	664.00	0.00	0.00	664.00	0.0%
Office Start-up Costs	--	0.00	0.00	--	--
Office Operations	13,274.00	7,103.23	7,103.23	6,170.77	53.5%
<b>Total Office Allowances</b>		<b>26,303.23</b>	<b>26,303.23</b>		
<b>Operational Resources</b>					
Operational Resources	--	4,652.37	4,652.37	--	--
<b>Total Operational Resources</b>		<b>4,652.37</b>	<b>4,652.37</b>		
<b>Travel &amp; Living Allowances</b>					
House in Session	--	14,150.85	14,150.85	--	--
House Not in Session	--	3,627.98	3,627.98	--	--
Intra & Extra-Constituency Travel	11,150.00	2,531.32	2,531.32	8,618.68	22.7%
Helicopter Travel	--	0.00	0.00	--	--
<b>Total Travel &amp; Living Allowances</b>		<b>20,310.15</b>	<b>20,310.15</b>		
<b>Constituency Allowance</b>					
Constituency Allowance	2,655.00	497.69	497.69	2,157.31	18.7%
<b>Total Constituency Allowance</b>		<b>497.69</b>	<b>497.69</b>		
<b>Total Expenditures</b>					
		<b>51,763.44</b>	<b>51,763.44</b>		

---- End of Report ----



House of Assembly  
Newfoundland and Labrador  
Member Accountability and Disclosure Report  
**Expenditures Summarized by Category**  
01-Apr-12 to 31-Mar-13

FRENCH, TERRY, MHA

Allowance Category	Expenditure Limit for Fiscal Year 2012/13 (Net of HST)	Expenditures Processed 01-Apr-12 to 31-Mar-13 (Net of HST)	Expenditures Year to Date 01-Apr-12 to 31-Mar-13 (Net of HST)	Funds Available (Net of HST)	Percent Expended to Date
<b>Office Allowances</b>					
Office Accommodations	6,195.00	0.00	0.00	6,195.00	0.0%
Rental of Short-term Accommodations	541.00	0.00	0.00	541.00	0.0%
Office Start-up Costs	--	0.00	0.00	--	--
Office Operations	13,274.00	8,604.65	8,604.65	4,669.35	64.8%
<b>Total Office Allowances</b>		<b>8,604.65</b>	<b>8,604.65</b>		
<b>Operational Resources</b>					
Operational Resources	--	2,730.41	2,730.41	--	--
<b>Total Operational Resources</b>		<b>2,730.41</b>	<b>2,730.41</b>		
<b>Travel &amp; Living Allowances</b>					
House in Session	--	0.00	0.00	--	--
House Not in Session	--	0.00	0.00	--	--
Intra & Extra-Constituency Travel	7,965.00	0.00	0.00	7,965.00	0.0%
Helicopter Travel	--	0.00	0.00	--	--
<b>Total Travel &amp; Living Allowances</b>		<b>0.00</b>	<b>0.00</b>		
<b>Constituency Allowance</b>					
Constituency Allowance	2,655.00	1,413.46	1,413.46	1,241.54	53.2%
<b>Total Constituency Allowance</b>		<b>1,413.46</b>	<b>1,413.46</b>		
<b>Total Expenditures</b>		<b>12,748.52</b>	<b>12,748.52</b>		

---- End of Report ----



House of Assembly  
Newfoundland and Labrador  
Member Accountability and Disclosure Report  
**Expenditures Summarized by Category**  
01-Apr-12 to 31-Mar-13

**GRANTER, VAUGHN, MHA**

Allowance Category	Expenditure Limit for Fiscal Year 2012/13 (Net of HST)	Expenditures Processed 01-Apr-12 to 31-Mar-13 (Net of HST)	Expenditures Year to Date 01-Apr-12 to 31-Mar-13 (Net of HST)	Funds Available (Net of HST)	Percent Expended to Date
<b>Office Allowances</b>					
Office Accommodations	6,195.00	0.00	0.00	6,195.00	0.0%
Rental of Short-term Accommodations	664.00	0.00	0.00	664.00	0.0%
Office Start-up Costs	--	0.00	0.00	--	--
Office Operations	13,274.00	10,712.32	10,712.32	2,561.68	80.7%
<b>Total Office Allowances</b>		<b>10,712.32</b>	<b>10,712.32</b>		
<b>Operational Resources</b>					
Operational Resources	--	3,005.90	3,005.90	--	--
<b>Total Operational Resources</b>		<b>3,005.90</b>	<b>3,005.90</b>		
<b>Travel &amp; Living Allowances</b>					
House in Session	--	24,048.70	24,048.70	--	--
House Not in Session	--	7,795.08	7,795.08	--	--
Intra & Extra-Constituency Travel	9,027.00	934.76	934.76	8,092.24	10.4%
Helicopter Travel	--	0.00	0.00	--	--
<b>Total Travel &amp; Living Allowances</b>		<b>32,778.54</b>	<b>32,778.54</b>		
<b>Constituency Allowance</b>					
Constituency Allowance	2,655.00	342.52	342.52	2,312.48	12.9%
<b>Total Constituency Allowance</b>		<b>342.52</b>	<b>342.52</b>		
<b>Total Expenditures</b>					
		<b>46,839.28</b>	<b>46,839.28</b>		

---- End of Report ----



House of Assembly  
Newfoundland and Labrador  
Member Accountability and Disclosure Report  
**Expenditures Summarized by Category**  
01-Apr-12 to 31-Mar-13

HEDDERSON, TOM, MHA

Allowance Category	Expenditure Limit for Fiscal Year 2012/13 (Net of HST)	Expenditures Processed 01-Apr-12 to 31-Mar-13 (Net of HST)	Expenditures Year to Date 01-Apr-12 to 31-Mar-13 (Net of HST)	Funds Available (Net of HST)	Percent Expended to Date
<b>Office Allowances</b>					
Office Accommodations	16,200.00	16,200.00	16,200.00	0.00	100.0%
Rental of Short-term Accommodations	664.00	0.00	0.00	664.00	0.0%
Office Start-up Costs	--	0.00	0.00	--	--
Office Operations	13,274.00	6,607.66	6,607.66	6,666.34	49.8%
<b>Total Office Allowances</b>		<b>22,807.66</b>	<b>22,807.66</b>		
<b>Operational Resources</b>					
Operational Resources	--	4,937.02	4,937.02	--	--
<b>Total Operational Resources</b>		<b>4,937.02</b>	<b>4,937.02</b>		
<b>Travel &amp; Living Allowances</b>					
House in Session	--	864.82	864.82	--	--
House Not in Session	--	0.00	0.00	--	--
Intra & Extra-Constituency Travel	7,611.00	846.70	846.70	6,764.30	11.1%
Helicopter Travel	--	0.00	0.00	--	--
<b>Total Travel &amp; Living Allowances</b>		<b>1,711.52</b>	<b>1,711.52</b>		
<b>Constituency Allowance</b>					
Constituency Allowance	2,655.00	1,509.45	1,509.45	1,145.55	56.9%
<b>Total Constituency Allowance</b>		<b>1,509.45</b>	<b>1,509.45</b>		
<b>Total Expenditures</b>					
		<b>30,965.65</b>	<b>30,965.65</b>		

---- End of Report ----



House of Assembly  
Newfoundland and Labrador  
Member Accountability and Disclosure Report  
**Expenditures Summarized by Category**  
01-Apr-12 to 31-Mar-13

HUNTER, RAY, MHA

Allowance Category	Expenditure Limit for Fiscal Year 2012/13 (Net of HST)	Expenditures Processed 01-Apr-12 to 31-Mar-13 (Net of HST)	Expenditures Year to Date 01-Apr-12 to 31-Mar-13 (Net of HST)	Funds Available (Net of HST)	Percent Expended to Date
<b>Office Allowances</b>					
Office Accommodations	6,195.00	0.00	0.00	6,195.00	0.0%
Rental of Short-term Accommodations	664.00	0.00	0.00	664.00	0.0%
Office Start-up Costs	--	0.00	0.00	--	--
Office Operations	13,274.00	12,267.26	12,267.26	1,006.74	92.4%
<b>Total Office Allowances</b>		<b>12,267.26</b>	<b>12,267.26</b>		
<b>Operational Resources</b>					
Operational Resources	--	3,408.72	3,408.72	--	--
<b>Total Operational Resources</b>		<b>3,408.72</b>	<b>3,408.72</b>		
<b>Travel &amp; Living Allowances</b>					
House in Session	--	16,150.37	16,150.37	--	--
House Not in Session	--	4,228.87	4,228.87	--	--
Intra & Extra-Constituency Travel	7,965.00	5,454.67	5,454.67	2,510.33	68.5%
Helicopter Travel	--	0.00	0.00	--	--
<b>Total Travel &amp; Living Allowances</b>		<b>25,833.91</b>	<b>25,833.91</b>		
<b>Constituency Allowance</b>					
Constituency Allowance	2,655.00	2,159.74	2,159.74	495.26	81.3%
<b>Total Constituency Allowance</b>		<b>2,159.74</b>	<b>2,159.74</b>		
<b>Total Expenditures</b>					
		<b>43,669.63</b>	<b>43,669.63</b>		

---- End of Report ----



House of Assembly  
Newfoundland and Labrador  
Member Accountability and Disclosure Report  
**Expenditures Summarized by Category**  
01-Apr-12 to 31-Mar-13

HUTCHINGS, KEITH, MHA

Allowance Category	Expenditure Limit for Fiscal Year 2012/13 (Net of HST)	Expenditures Processed 01-Apr-12 to 31-Mar-13 (Net of HST)	Expenditures Year to Date 01-Apr-12 to 31-Mar-13 (Net of HST)	Funds Available (Net of HST)	Percent Expended to Date
<b>Office Allowances</b>					
Office Accommodations	6,195.00	0.00	0.00	6,195.00	0.0%
Rental of Short-term Accommodations	541.00	0.00	0.00	541.00	0.0%
Office Start-up Costs	--	0.00	0.00	--	--
Office Operations	13,274.00	5,438.71	5,438.71	7,835.29	41.0%
<b>Total Office Allowances</b>		<b>5,438.71</b>	<b>5,438.71</b>		
<b>Operational Resources</b>					
Operational Resources	--	2,005.37	2,005.37	--	--
<b>Total Operational Resources</b>		<b>2,005.37</b>	<b>2,005.37</b>		
<b>Travel &amp; Living Allowances</b>					
House in Session	--	0.00	0.00	--	--
House Not in Session	--	0.00	0.00	--	--
Intra & Extra-Constituency Travel	11,150.00	1,986.40	1,986.40	9,163.60	17.8%
Helicopter Travel	--	0.00	0.00	--	--
<b>Total Travel &amp; Living Allowances</b>		<b>1,986.40</b>	<b>1,986.40</b>		
<b>Constituency Allowance</b>					
Constituency Allowance	2,655.00	661.46	661.46	1,993.54	24.9%
<b>Total Constituency Allowance</b>		<b>661.46</b>	<b>661.46</b>		
<b>Total Expenditures</b>					
		<b>10,091.94</b>	<b>10,091.94</b>		

---- End of Report ----



House of Assembly  
Newfoundland and Labrador  
Member Accountability and Disclosure Report  
**Expenditures Summarized by Category**  
01-Apr-12 to 31-Mar-13

JACKMAN, CLYDE, MHA

Allowance Category	Expenditure Limit for Fiscal Year 2012/13 (Net of HST)	Expenditures Processed 01-Apr-12 to 31-Mar-13 (Net of HST)	Expenditures Year to Date 01-Apr-12 to 31-Mar-13 (Net of HST)	Funds Available (Net of HST)	Percent Expended to Date
<b>Office Allowances</b>					
Office Accommodations	6,195.00	3,000.00	3,000.00	3,195.00	48.4%
Rental of Short-term Accommodations	664.00	0.00	0.00	664.00	0.0%
Office Start-up Costs	--	0.00	0.00	--	--
Office Operations	13,274.00	10,248.09	10,248.09	3,025.91	77.2%
<b>Total Office Allowances</b>		<b>13,248.09</b>	<b>13,248.09</b>		
<b>Operational Resources</b>					
Operational Resources	--	4,160.63	4,160.63	--	--
<b>Total Operational Resources</b>		<b>4,160.63</b>	<b>4,160.63</b>		
<b>Travel &amp; Living Allowances</b>					
House in Session	--	7,972.01	7,972.01	--	--
House Not in Session	--	0.00	0.00	--	--
Intra & Extra-Constituency Travel	9,027.00	3,683.72	3,683.72	5,343.28	40.8%
Helicopter Travel	--	0.00	0.00	--	--
<b>Total Travel &amp; Living Allowances</b>		<b>11,655.73</b>	<b>11,655.73</b>		
<b>Constituency Allowance</b>					
Constituency Allowance	2,655.00	660.04	660.04	1,994.96	24.9%
<b>Total Constituency Allowance</b>		<b>660.04</b>	<b>660.04</b>		
<b>Total Expenditures</b>		<b>29,724.49</b>	<b>29,724.49</b>		

---- End of Report ----





House of Assembly  
Newfoundland and Labrador  
Member Accountability and Disclosure Report  
**Expenditures Summarized by Category**  
01-Apr-12 to 31-Mar-13

**JOHNSON, CHARLENE, MHA**

Allowance Category	Expenditure Limit for Fiscal Year 2012/13 (Net of HST)	Expenditures Processed 01-Apr-12 to 31-Mar-13 (Net of HST)	Expenditures Year to Date 01-Apr-12 to 31-Mar-13 (Net of HST)	Funds Available (Net of HST)	Percent Expended to Date
<b>Office Allowances</b>					
Office Accommodations	6,195.00	0.00	0.00	6,195.00	0.0%
Rental of Short-term Accommodations	664.00	0.00	0.00	664.00	0.0%
Office Start-up Costs	--	0.00	0.00	--	--
Office Operations	13,274.00	3,291.41	3,291.41	9,982.59	24.8%
<b>Total Office Allowances</b>		<b>3,291.41</b>	<b>3,291.41</b>		
<b>Operational Resources</b>					
Operational Resources	--	3,864.14	3,864.14	--	--
<b>Total Operational Resources</b>		<b>3,864.14</b>	<b>3,864.14</b>		
<b>Travel &amp; Living Allowances</b>					
House in Session	--	639.43	639.43	--	--
House Not in Session	--	3,458.25	3,458.25	--	--
Intra & Extra-Constituency Travel	9,558.00	1,562.40	1,562.40	7,995.60	16.3%
Helicopter Travel	--	0.00	0.00	--	--
<b>Total Travel &amp; Living Allowances</b>		<b>5,660.08</b>	<b>5,660.08</b>		
<b>Constituency Allowance</b>					
Constituency Allowance	2,655.00	1,042.64	1,042.64	1,612.36	39.3%
<b>Total Constituency Allowance</b>		<b>1,042.64</b>	<b>1,042.64</b>		
<b>Total Expenditures</b>					
		<b>13,858.27</b>	<b>13,858.27</b>		

---- End of Report ----



House of Assembly  
Newfoundland and Labrador  
Member Accountability and Disclosure Report  
**Expenditures Summarized by Category**  
01-Apr-12 to 31-Mar-13

JONES, YVONNE, MHA

Allowance Category	Expenditure Limit for Fiscal Year 2012/13 (Net of HST)	Expenditures Processed 01-Apr-12 to 31-Mar-13 (Net of HST)	Expenditures Year to Date 01-Apr-12 to 31-Mar-13 (Net of HST)	Funds Available (Net of HST)	Percent Expended to Date
<b>Office Allowances</b>					
Office Accommodations	6,195.00	315.18	315.18	5,879.82	5.1%
Rental of Short-term Accommodations	664.00	554.91	554.91	109.09	83.6%
Office Start-up Costs	--	0.00	0.00	--	--
Office Operations	13,274.00	12,923.80	12,923.80	350.20	97.4%
<b>Total Office Allowances</b>		<b>13,793.89</b>	<b>13,793.89</b>		
<b>Operational Resources</b>					
Operational Resources	--	4,971.52	4,971.52	--	--
<b>Total Operational Resources</b>		<b>4,971.52</b>	<b>4,971.52</b>		
<b>Travel &amp; Living Allowances</b>					
House in Session	--	21,917.64	21,917.64	--	--
House Not in Session	--	13,872.86	13,872.86	--	--
Intra & Extra-Constituency Travel	43,540.00	37,007.85	37,007.85	6,532.15	85.0%
Helicopter Travel	--	0.00	0.00	--	--
<b>Total Travel &amp; Living Allowances</b>		<b>72,798.35</b>	<b>72,798.35</b>		
<b>Constituency Allowance</b>					
Constituency Allowance	2,655.00	2,427.31	2,427.31	227.69	91.4%
<b>Total Constituency Allowance</b>		<b>2,427.31</b>	<b>2,427.31</b>		
<b>Total Expenditures</b>					
		<b>93,991.07</b>	<b>93,991.07</b>		

---- End of Report ----



House of Assembly  
Newfoundland and Labrador  
Member Accountability and Disclosure Report  
**Expenditures Summarized by Category**  
01-Apr-12 to 31-Mar-13

JOYCE, EDDIE, MHA

Allowance Category	Expenditure Limit for Fiscal Year 2012/13 (Net of HST)	Expenditures Processed 01-Apr-12 to 31-Mar-13 (Net of HST)	Expenditures Year to Date 01-Apr-12 to 31-Mar-13 (Net of HST)	Funds Available (Net of HST)	Percent Expended to Date
<b>Office Allowances</b>					
Office Accommodations	17,548.00	17,547.75	17,547.75	0.25	100.0%
Rental of Short-term Accommodations	664.00	0.00	0.00	664.00	0.0%
Office Start-up Costs	520.00	354.96	354.96	165.04	68.3%
Office Operations	13,274.00	8,700.69	8,700.69	4,573.31	65.5%
<b>Total Office Allowances</b>		<b>26,603.40</b>	<b>26,603.40</b>		
<b>Operational Resources</b>					
Operational Resources	--	4,201.57	4,201.57	--	--
<b>Total Operational Resources</b>		<b>4,201.57</b>	<b>4,201.57</b>		
<b>Travel &amp; Living Allowances</b>					
House in Session	--	31,442.54	31,442.54	--	--
House Not in Session	--	7,451.40	7,451.40	--	--
Intra & Extra-Constituency Travel	13,805.00	4,301.72	4,301.72	9,503.28	31.2%
Helicopter Travel	--	0.00	0.00	--	--
<b>Total Travel &amp; Living Allowances</b>		<b>43,195.66</b>	<b>43,195.66</b>		
<b>Constituency Allowance</b>					
Constituency Allowance	2,655.00	1,684.99	1,684.99	970.01	63.5%
<b>Total Constituency Allowance</b>		<b>1,684.99</b>	<b>1,684.99</b>		
<b>Total Expenditures</b>					
		<b>75,685.62</b>	<b>75,685.62</b>		

---- End of Report ----



House of Assembly  
Newfoundland and Labrador  
Member Accountability and Disclosure Report  
**Expenditures Summarized by Category**  
01-Apr-12 to 31-Mar-13

**KENNEDY, JEROME, MHA**

Allowance Category	Expenditure Limit for Fiscal Year 2012/13 (Net of HST)	Expenditures Processed 01-Apr-12 to 31-Mar-13 (Net of HST)	Expenditures Year to Date 01-Apr-12 to 31-Mar-13 (Net of HST)	Funds Available (Net of HST)	Percent Expended to Date
<b>Office Allowances</b>					
Office Accommodations	14,900.00	14,900.04	14,900.04		100.0%
Rental of Short-term Accommodations	664.00	0.00	0.00	664.00	0.0%
Office Start-up Costs	--	0.00	0.00	--	--
Office Operations	13,274.00	4,504.54	4,504.54	8,769.46	33.9%
<b>Total Office Allowances</b>		<b>19,404.58</b>	<b>19,404.58</b>		
<b>Operational Resources</b>					
Operational Resources	--	4,759.18	4,759.18	--	--
<b>Total Operational Resources</b>		<b>4,759.18</b>	<b>4,759.18</b>		
<b>Travel &amp; Living Allowances</b>					
House in Session	--	236.58	236.58	--	--
House Not in Session	--	1,172.31	1,172.31	--	--
Intra & Extra-Constituency Travel	8,496.00	1,946.50	1,946.50	6,549.50	22.9%
Helicopter Travel	--	0.00	0.00	--	--
<b>Total Travel &amp; Living Allowances</b>		<b>3,355.39</b>	<b>3,355.39</b>		
<b>Constituency Allowance</b>					
Constituency Allowance	2,655.00	195.02	195.02	2,459.98	7.3%
<b>Total Constituency Allowance</b>		<b>195.02</b>	<b>195.02</b>		
<b>Total Expenditures</b>					
		<b>27,714.17</b>	<b>27,714.17</b>		

---- End of Report ----



House of Assembly  
Newfoundland and Labrador  
Member Accountability and Disclosure Report  
**Expenditures Summarized by Category**  
01-Apr-12 to 31-Mar-13

KENT, STEVE, MHA

Allowance Category	Expenditure Limit for Fiscal Year 2012/13 (Net of HST)	Expenditures Processed 01-Apr-12 to 31-Mar-13 (Net of HST)	Expenditures Year to Date 01-Apr-12 to 31-Mar-13 (Net of HST)	Funds Available (Net of HST)	Percent Expended to Date
<b>Office Allowances</b>					
Office Accommodations	6,195.00	0.00	0.00	6,195.00	0.0%
Rental of Short-term Accommodations	541.00	0.00	0.00	541.00	0.0%
Office Start-up Costs	--	0.00	0.00	--	--
Office Operations	13,274.00	13,274.00	13,274.00	0.00	100.0%
<b>Total Office Allowances</b>		<b>13,274.00</b>	<b>13,274.00</b>		
<b>Operational Resources</b>					
Operational Resources	--	4,544.78	4,544.78	--	--
<b>Total Operational Resources</b>		<b>4,544.78</b>	<b>4,544.78</b>		
<b>Travel &amp; Living Allowances</b>					
House in Session	--	0.00	0.00	--	--
House Not in Session	--	0.00	0.00	--	--
Intra & Extra-Constituency Travel	6,637.00	506.52	506.52	6,130.48	7.6%
Helicopter Travel	--	0.00	0.00	--	--
<b>Total Travel &amp; Living Allowances</b>		<b>506.52</b>	<b>506.52</b>		
<b>Constituency Allowance</b>					
Constituency Allowance	2,655.00	715.00	715.00	1,940.00	26.9%
<b>Total Constituency Allowance</b>		<b>715.00</b>	<b>715.00</b>		
<b>Total Expenditures</b>		<b>19,040.30</b>	<b>19,040.30</b>		

---- End of Report ----



House of Assembly  
Newfoundland and Labrador  
Member Accountability and Disclosure Report  
**Expenditures Summarized by Category**  
01-Apr-12 to 31-Mar-13

**KING, DARIN, MHA**

Allowance Category	Expenditure Limit for Fiscal Year 2012/13 (Net of HST)	Expenditures Processed 01-Apr-12 to 31-Mar-13 (Net of HST)	Expenditures Year to Date 01-Apr-12 to 31-Mar-13 (Net of HST)	Funds Available (Net of HST)	Percent Expended to Date
<b>Office Allowances</b>					
Office Accommodations	8,879.00	8,878.80	8,878.80	0.20	100.0%
Rental of Short-term Accommodations	664.00	0.00	0.00	664.00	0.0%
Office Start-up Costs	--	0.00	0.00	--	--
Office Operations	13,274.00	13,041.65	13,041.65	232.35	98.2%
<b>Total Office Allowances</b>		<b>21,920.45</b>	<b>21,920.45</b>		
<b>Operational Resources</b>					
Operational Resources	--	5,906.49	5,906.49	--	--
<b>Total Operational Resources</b>		<b>5,906.49</b>	<b>5,906.49</b>		
<b>Travel &amp; Living Allowances</b>					
House in Session	--	2,387.48	2,387.48	--	--
House Not in Session	--	2,289.87	2,289.87	--	--
Intra & Extra-Constituency Travel	13,274.00	8,848.34	8,848.34	4,425.66	66.7%
Helicopter Travel	--	0.00	0.00	--	--
<b>Total Travel &amp; Living Allowances</b>		<b>13,525.69</b>	<b>13,525.69</b>		
<b>Constituency Allowance</b>					
Constituency Allowance	2,655.00	1,184.06	1,184.06	1,470.94	44.6%
<b>Total Constituency Allowance</b>		<b>1,184.06</b>	<b>1,184.06</b>		
<b>Total Expenditures</b>					
		<b>42,536.69</b>	<b>42,536.69</b>		

---- End of Report ----



House of Assembly  
Newfoundland and Labrador  
Member Accountability and Disclosure Report  
**Expenditures Summarized by Category**  
01-Apr-12 to 31-Mar-13

**KIRBY, DALE, MHA**

Allowance Category	Expenditure Limit for Fiscal Year 2012/13 (Net of HST)	Expenditures Processed 01-Apr-12 to 31-Mar-13 (Net of HST)	Expenditures Year to Date 01-Apr-12 to 31-Mar-13 (Net of HST)	Funds Available (Net of HST)	Percent Expended to Date
<b>Office Allowances</b>					
Office Accommodations	6,195.00	233.93	233.93	5,961.07	3.8%
Rental of Short-term Accommodations	541.00	0.00	0.00	541.00	0.0%
Office Start-up Costs	150.00	7.06	7.06	142.94	4.7%
Office Operations	13,274.00	12,809.10	12,809.10	464.90	96.5%
<b>Total Office Allowances</b>		<b>13,050.09</b>	<b>13,050.09</b>		
<b>Operational Resources</b>					
Operational Resources	--	3,288.98	3,288.98	--	--
<b>Total Operational Resources</b>		<b>3,288.98</b>	<b>3,288.98</b>		
<b>Travel &amp; Living Allowances</b>					
House in Session	--	0.00	0.00	--	--
House Not in Session	--	0.00	0.00	--	--
Intra & Extra-Constituency Travel	6,637.00	4,168.55	4,168.55	2,468.45	62.8%
Helicopter Travel	--	0.00	0.00	--	--
<b>Total Travel &amp; Living Allowances</b>		<b>4,168.55</b>	<b>4,168.55</b>		
<b>Constituency Allowance</b>					
Constituency Allowance	2,655.00	2,015.88	2,015.88	639.12	75.9%
<b>Total Constituency Allowance</b>		<b>2,015.88</b>	<b>2,015.88</b>		
<b>Total Expenditures</b>		<b>22,523.50</b>	<b>22,523.50</b>		

---- End of Report ----



House of Assembly  
Newfoundland and Labrador  
Member Accountability and Disclosure Report  
**Expenditures Summarized by Category**  
01-Apr-12 to 31-Mar-13

LANE, PAUL, MHA

Allowance Category	Expenditure Limit for Fiscal Year 2012/13 (Net of HST)	Expenditures Processed 01-Apr-12 to 31-Mar-13 (Net of HST)	Expenditures Year to Date 01-Apr-12 to 31-Mar-13 (Net of HST)	Funds Available (Net of HST)	Percent Expended to Date
<b>Office Allowances</b>					
Office Accommodations	6,195.00	0.00	0.00	6,195.00	0.0%
Rental of Short-term Accommodations	541.00	0.00	0.00	541.00	0.0%
Office Start-up Costs	813.00	162.50	162.50	650.50	20.0%
Office Operations	13,274.00	9,205.53	9,205.53	4,068.47	69.4%
<b>Total Office Allowances</b>		<b>9,368.03</b>	<b>9,368.03</b>		
<b>Operational Resources</b>					
Operational Resources	--	2,678.03	2,678.03	--	--
<b>Total Operational Resources</b>		<b>2,678.03</b>	<b>2,678.03</b>		
<b>Travel &amp; Living Allowances</b>					
House in Session	--	0.00	0.00	--	--
House Not in Session	--	0.00	0.00	--	--
Intra & Extra-Constituency Travel	6,637.00	2,518.01	2,518.01	4,118.99	37.9%
Helicopter Travel	--	0.00	0.00	--	--
<b>Total Travel &amp; Living Allowances</b>		<b>2,518.01</b>	<b>2,518.01</b>		
<b>Constituency Allowance</b>					
Constituency Allowance	2,655.00	1,100.50	1,100.50	1,554.50	41.5%
<b>Total Constituency Allowance</b>		<b>1,100.50</b>	<b>1,100.50</b>		
<b>Total Expenditures</b>					
		<b>15,664.57</b>	<b>15,664.57</b>		

---- End of Report ----





House of Assembly  
Newfoundland and Labrador  
Member Accountability and Disclosure Report  
**Expenditures Summarized by Category**  
01-Apr-12 to 31-Mar-13

LITTLE, GLEN, MHA

Allowance Category	Expenditure Limit for Fiscal Year 2012/13 (Net of HST)	Expenditures Processed 01-Apr-12 to 31-Mar-13 (Net of HST)	Expenditures Year to Date 01-Apr-12 to 31-Mar-13 (Net of HST)	Funds Available (Net of HST)	Percent Expended to Date
<b>Office Allowances</b>					
Office Accommodations	14,832.00	14,832.00	14,832.00	0.00	100.0%
Rental of Short-term Accommodations	664.00	0.00	0.00	664.00	0.0%
Office Start-up Costs	469.00	372.72	372.72	96.28	79.5%
Office Operations	13,274.00	7,272.34	7,272.34	6,001.66	54.8%
<b>Total Office Allowances</b>		<b>22,477.06</b>	<b>22,477.06</b>		
<b>Operational Resources</b>					
Operational Resources	--	13,400.53	13,400.53	--	--
<b>Total Operational Resources</b>		<b>13,400.53</b>	<b>13,400.53</b>		
<b>Travel &amp; Living Allowances</b>					
House in Session	--	17,554.22	17,554.22	--	--
House Not in Session	--	6,348.12	6,348.12	--	--
Intra & Extra-Constituency Travel	11,150.00	5,331.70	5,331.70	5,818.30	47.8%
Helicopter Travel	--	0.00	0.00	--	--
<b>Total Travel &amp; Living Allowances</b>		<b>29,234.04</b>	<b>29,234.04</b>		
<b>Constituency Allowance</b>					
Constituency Allowance	2,655.00	1,038.02	1,038.02	1,616.98	39.1%
<b>Total Constituency Allowance</b>		<b>1,038.02</b>	<b>1,038.02</b>		
<b>Total Expenditures</b>		<b>66,149.65</b>	<b>66,149.65</b>		

---- End of Report ----



House of Assembly  
Newfoundland and Labrador  
Member Accountability and Disclosure Report  
**Expenditures Summarized by Category**  
01-Apr-12 to 31-Mar-13

LITTLEJOHN, GLENN, MHA

Allowance Category	Expenditure Limit for Fiscal Year 2012/13 (Net of HST)	Expenditures Processed 01-Apr-12 to 31-Mar-13 (Net of HST)	Expenditures Year to Date 01-Apr-12 to 31-Mar-13 (Net of HST)	Funds Available (Net of HST)	Percent Expended to Date
<b>Office Allowances</b>					
Office Accommodations	10,285.00	10,284.96	10,284.96	0.04	100.0%
Rental of Short-term Accommodations	664.00	0.00	0.00	664.00	0.0%
Office Start-up Costs	325.00	0.00	0.00	325.00	0.0%
Office Operations	13,274.00	5,321.01	5,321.01	7,952.99	40.1%
<b>Total Office Allowances</b>		<b>15,605.97</b>	<b>15,605.97</b>		
<b>Operational Resources</b>					
Operational Resources	--	3,821.36	3,821.36	--	--
<b>Total Operational Resources</b>		<b>3,821.36</b>	<b>3,821.36</b>		
<b>Travel &amp; Living Allowances</b>					
House in Session	--	7,133.33	7,133.33	--	--
House Not in Session	--	2,289.25	2,289.25	--	--
Intra & Extra-Constituency Travel	8,496.00	3,316.94	3,316.94	5,179.06	39.0%
Helicopter Travel	--	0.00	0.00	--	--
<b>Total Travel &amp; Living Allowances</b>		<b>12,739.52</b>	<b>12,739.52</b>		
<b>Constituency Allowance</b>					
Constituency Allowance	2,655.00	797.67	797.67	1,857.33	30.0%
<b>Total Constituency Allowance</b>		<b>797.67</b>	<b>797.67</b>		
<b>Total Expenditures</b>					
		<b>32,964.52</b>	<b>32,964.52</b>		

---- End of Report ----



House of Assembly  
Newfoundland and Labrador  
Member Accountability and Disclosure Report  
**Expenditures Summarized by Category**  
01-Apr-12 to 31-Mar-13

**MARSHALL, THOMAS, MHA**

Allowance Category	Expenditure Limit for Fiscal Year 2012/13 (Net of HST)	Expenditures Processed 01-Apr-12 to 31-Mar-13 (Net of HST)	Expenditures Year to Date 01-Apr-12 to 31-Mar-13 (Net of HST)	Funds Available (Net of HST)	Percent Expended to Date
<b>Office Allowances</b>					
Office Accommodations	6,195.00	0.00	0.00	6,195.00	0.0%
Rental of Short-term Accommodations	664.00	0.00	0.00	664.00	0.0%
Office Start-up Costs	--	0.00	0.00	--	--
Office Operations	13,274.00	8,995.47	8,995.47	4,278.53	67.8%
<b>Total Office Allowances</b>		<b>8,995.47</b>	<b>8,995.47</b>		
<b>Operational Resources</b>					
Operational Resources	--	3,196.87	3,196.87	--	--
<b>Total Operational Resources</b>		<b>3,196.87</b>	<b>3,196.87</b>		
<b>Travel &amp; Living Allowances</b>					
House in Session	--	19,569.02	19,569.02	--	--
House Not in Session	--	514.17	514.17	--	--
Intra & Extra-Constituency Travel	6,991.00	0.00	0.00	6,991.00	0.0%
Helicopter Travel	--	0.00	0.00	--	--
<b>Total Travel &amp; Living Allowances</b>		<b>20,083.19</b>	<b>20,083.19</b>		
<b>Constituency Allowance</b>					
Constituency Allowance	2,655.00	0.00	0.00	2,655.00	0.0%
<b>Total Constituency Allowance</b>		<b>0.00</b>	<b>0.00</b>		
<b>Total Expenditures</b>		<b>32,275.53</b>	<b>32,275.53</b>		

---- End of Report ----



House of Assembly  
Newfoundland and Labrador  
Member Accountability and Disclosure Report  
**Expenditures Summarized by Category**  
01-Apr-12 to 31-Mar-13

**MCGRATH, NICK, MHA**

Allowance Category	Expenditure Limit for Fiscal Year 2012/13 (Net of HST)	Expenditures Processed 01-Apr-12 to 31-Mar-13 (Net of HST)	Expenditures Year to Date 01-Apr-12 to 31-Mar-13 (Net of HST)	Funds Available (Net of HST)	Percent Expended to Date
<b>Office Allowances</b>					
Office Accommodations	14,400.00	14,400.00	14,400.00	0.00	100.0%
Rental of Short-term Accommodations	664.00	0.00	0.00	664.00	0.0%
Office Start-up Costs	865.00	161.97	161.97	703.03	18.7%
Office Operations	13,274.00	6,888.47	6,888.47	6,385.53	51.9%
<b>Total Office Allowances</b>		<b>21,450.44</b>	<b>21,450.44</b>		
<b>Operational Resources</b>					
Operational Resources	--	4,630.53	4,630.53	--	--
<b>Total Operational Resources</b>		<b>4,630.53</b>	<b>4,630.53</b>		
<b>Travel &amp; Living Allowances</b>					
House in Session	--	25,985.66	25,985.66	--	--
House Not in Session	--	883.12	883.12	--	--
Intra & Extra-Constituency Travel	8,496.00	0.00	0.00	8,496.00	0.0%
Helicopter Travel	--	0.00	0.00	--	--
<b>Total Travel &amp; Living Allowances</b>		<b>26,868.78</b>	<b>26,868.78</b>		
<b>Constituency Allowance</b>					
Constituency Allowance	2,655.00	557.54	557.54	2,097.46	21.0%
<b>Total Constituency Allowance</b>		<b>557.54</b>	<b>557.54</b>		
<b>Total Expenditures</b>					
		<b>53,507.29</b>	<b>53,507.29</b>		

---- End of Report ----



House of Assembly  
Newfoundland and Labrador  
Member Accountability and Disclosure Report  
**Expenditures Summarized by Category**  
01-Apr-12 to 31-Mar-13

**MICHAEL, LORRAINE, MHA**

Allowance Category	Expenditure Limit for Fiscal Year 2012/13 (Net of HST)	Expenditures Processed 01-Apr-12 to 31-Mar-13 (Net of HST)	Expenditures Year to Date 01-Apr-12 to 31-Mar-13 (Net of HST)	Funds Available (Net of HST)	Percent Expended to Date
<b>Office Allowances</b>					
Office Accommodations	6,195.00	0.00	0.00	6,195.00	0.0%
Rental of Short-term Accommodations	541.00	100.00	100.00	441.00	18.5%
Office Start-up Costs	--	0.00	0.00	--	--
Office Operations	13,274.00	13,273.68	13,273.68	0.32	100.0%
<b>Total Office Allowances</b>		<b>13,373.68</b>	<b>13,373.68</b>		
<b>Operational Resources</b>					
Operational Resources	--	5,723.92	5,723.92	--	--
<b>Total Operational Resources</b>		<b>5,723.92</b>	<b>5,723.92</b>		
<b>Travel &amp; Living Allowances</b>					
House in Session	--	0.00	0.00	--	--
House Not in Session	--	0.00	0.00	--	--
Intra & Extra-Constituency Travel	6,637.00	2,938.71	2,938.71	3,698.29	44.3%
Helicopter Travel	--	0.00	0.00	--	--
<b>Total Travel &amp; Living Allowances</b>		<b>2,938.71</b>	<b>2,938.71</b>		
<b>Constituency Allowance</b>					
Constituency Allowance	2,655.00	1,862.16	1,862.16	792.84	70.1%
<b>Total Constituency Allowance</b>		<b>1,862.16</b>	<b>1,862.16</b>		
<b>Total Expenditures</b>					
		<b>23,898.47</b>	<b>23,898.47</b>		

---- End of Report ----



House of Assembly  
Newfoundland and Labrador  
Member Accountability and Disclosure Report  
**Expenditures Summarized by Category**  
01-Apr-12 to 31-Mar-13

**MITCHELMORE, CHRISTOPHER, MHA**

Allowance Category	Expenditure Limit for Fiscal Year 2012/13 (Net of HST)	Expenditures Processed 01-Apr-12 to 31-Mar-13 (Net of HST)	Expenditures Year to Date 01-Apr-12 to 31-Mar-13 (Net of HST)	Funds Available (Net of HST)	Percent Expended to Date
<b>Office Allowances</b>					
Office Accommodations	6,195.00	0.00	0.00	6,195.00	0.0%
Rental of Short-term Accommodations	664.00	295.45	295.45	368.55	44.5%
Office Start-up Costs	256.00	157.58	157.58	98.42	61.6%
Office Operations	13,274.00	13,047.19	13,047.19	226.81	98.3%
<b>Total Office Allowances</b>		<b>13,500.22</b>	<b>13,500.22</b>		
<b>Operational Resources</b>					
Operational Resources	--	7,737.15	7,737.15	--	--
<b>Total Operational Resources</b>		<b>7,737.15</b>	<b>7,737.15</b>		
<b>Travel &amp; Living Allowances</b>					
House in Session	--	26,692.97	26,692.97	--	--
House Not in Session	--	11,620.47	11,620.47	--	--
Intra & Extra-Constituency Travel	11,150.00	10,652.99	10,652.99	497.01	95.5%
Helicopter Travel	--	0.00	0.00	--	--
<b>Total Travel &amp; Living Allowances</b>		<b>48,966.43</b>	<b>48,966.43</b>		
<b>Constituency Allowance</b>					
Constituency Allowance	2,655.00	2,552.12	2,552.12	102.88	96.1%
<b>Total Constituency Allowance</b>		<b>2,552.12</b>	<b>2,552.12</b>		
<b>Total Expenditures</b>					
		<b>72,755.92</b>	<b>72,755.92</b>		

---- End of Report ----



House of Assembly  
Newfoundland and Labrador  
Member Accountability and Disclosure Report  
**Expenditures Summarized by Category**  
01-Apr-12 to 31-Mar-13

**MURPHY, GEORGE, MHA**

Allowance Category	Expenditure Limit for Fiscal Year 2012/13 (Net of HST)	Expenditures Processed 01-Apr-12 to 31-Mar-13 (Net of HST)	Expenditures Year to Date 01-Apr-12 to 31-Mar-13 (Net of HST)	Funds Available (Net of HST)	Percent Expended to Date
<b>Office Allowances</b>					
Office Accommodations	6,195.00	0.00	0.00	6,195.00	0.0%
Rental of Short-term Accommodations	541.00	0.00	0.00	541.00	0.0%
Office Start-up Costs	317.00	171.51	171.51	145.49	54.1%
Office Operations	13,274.00	10,350.85	10,350.85	2,923.15	78.0%
<b>Total Office Allowances</b>		<b>10,522.36</b>	<b>10,522.36</b>		
<b>Operational Resources</b>					
Operational Resources	--	2,005.08	2,005.08	--	--
<b>Total Operational Resources</b>		<b>2,005.08</b>	<b>2,005.08</b>		
<b>Travel &amp; Living Allowances</b>					
House in Session	--	0.00	0.00	--	--
House Not in Session	--	0.00	0.00	--	--
Intra & Extra-Constituency Travel	6,637.00	4,645.50	4,645.50	1,991.50	70.0%
Helicopter Travel	--	0.00	0.00	--	--
<b>Total Travel &amp; Living Allowances</b>		<b>4,645.50</b>	<b>4,645.50</b>		
<b>Constituency Allowance</b>					
Constituency Allowance	2,655.00	1,489.23	1,489.23	1,165.77	56.1%
<b>Total Constituency Allowance</b>		<b>1,489.23</b>	<b>1,489.23</b>		
<b>Total Expenditures</b>					
		<b>18,662.17</b>	<b>18,662.17</b>		

---- End of Report ----



House of Assembly  
Newfoundland and Labrador  
Member Accountability and Disclosure Report  
**Expenditures Summarized by Category**  
01-Apr-12 to 31-Mar-13

**O'BRIEN, KEVIN, MHA**

Allowance Category	Expenditure Limit for Fiscal Year 2012/13 (Net of HST)	Expenditures Processed 01-Apr-12 to 31-Mar-13 (Net of HST)	Expenditures Year to Date 01-Apr-12 to 31-Mar-13 (Net of HST)	Funds Available (Net of HST)	Percent Expended to Date
<b>Office Allowances</b>					
Office Accommodations	6,195.00	0.00	0.00	6,195.00	0.0%
Rental of Short-term Accommodations	664.00	0.00	0.00	664.00	0.0%
Office Start-up Costs	--	0.00	0.00	--	--
Office Operations	13,274.00	11,765.12	11,765.12	1,508.88	88.6%
<b>Total Office Allowances</b>		<b>11,765.12</b>	<b>11,765.12</b>		
<b>Operational Resources</b>					
Operational Resources	--	4,297.64	4,297.64	--	--
<b>Total Operational Resources</b>		<b>4,297.64</b>	<b>4,297.64</b>		
<b>Travel &amp; Living Allowances</b>					
House in Session	--	31,526.24	31,526.24	--	--
House Not in Session	--	22.32	22.32	--	--
Intra & Extra-Constituency Travel	8,496.00	3,048.77	3,048.77	5,447.23	35.9%
Helicopter Travel	--	0.00	0.00	--	--
<b>Total Travel &amp; Living Allowances</b>		<b>34,597.33</b>	<b>34,597.33</b>		
<b>Constituency Allowance</b>					
Constituency Allowance	2,655.00	0.00	0.00	2,655.00	0.0%
<b>Total Constituency Allowance</b>		<b>0.00</b>	<b>0.00</b>		
<b>Total Expenditures</b>					
		<b>50,660.09</b>	<b>50,660.09</b>		

---- End of Report ----





House of Assembly  
Newfoundland and Labrador  
Member Accountability and Disclosure Report  
**Expenditures Summarized by Category**  
01-Apr-12 to 31-Mar-13

OSBORNE, TOM, MHA

Allowance Category	Expenditure Limit for Fiscal Year 2012/13 (Net of HST)	Expenditures Processed 01-Apr-12 to 31-Mar-13 (Net of HST)	Expenditures Year to Date 01-Apr-12 to 31-Mar-13 (Net of HST)	Funds Available (Net of HST)	Percent Expended to Date
<b>Office Allowances</b>					
Office Accommodations	6,195.00	0.00	0.00	6,195.00	0.0%
Rental of Short-term Accommodations	541.00	0.00	0.00	541.00	0.0%
Office Start-up Costs	--	0.00	0.00	--	--
Office Operations	13,274.00	6,958.10	6,958.10	6,315.90	52.4%
<b>Total Office Allowances</b>		<b>6,958.10</b>	<b>6,958.10</b>		
<b>Operational Resources</b>					
Operational Resources	--	4,378.49	4,378.49	--	--
<b>Total Operational Resources</b>		<b>4,378.49</b>	<b>4,378.49</b>		
<b>Travel &amp; Living Allowances</b>					
House in Session	--	0.00	0.00	--	--
House Not in Session	--	0.00	0.00	--	--
Intra & Extra-Constituency Travel	6,637.00	0.00	0.00	6,637.00	0.0%
Helicopter Travel	--	0.00	0.00	--	--
<b>Total Travel &amp; Living Allowances</b>		<b>0.00</b>	<b>0.00</b>		
<b>Constituency Allowance</b>					
Constituency Allowance	2,655.00	249.00	249.00	2,406.00	9.4%
<b>Total Constituency Allowance</b>		<b>249.00</b>	<b>249.00</b>		
<b>Total Expenditures</b>		<b>11,585.59</b>	<b>11,585.59</b>		

---- End of Report ----



House of Assembly  
Newfoundland and Labrador  
Member Accountability and Disclosure Report  
**Expenditures Summarized by Category**  
01-Apr-12 to 31-Mar-13

**PARSONS, ANDREW, MHA**

Allowance Category	Expenditure Limit for Fiscal Year 2012/13 (Net of HST)	Expenditures Processed 01-Apr-12 to 31-Mar-13 (Net of HST)	Expenditures Year to Date 01-Apr-12 to 31-Mar-13 (Net of HST)	Funds Available (Net of HST)	Percent Expended to Date
<b>Office Allowances</b>					
Office Accommodations	12,000.00	12,000.00	12,000.00	0.00	100.0%
Rental of Short-term Accommodations	664.00	293.59	293.59	370.41	44.2%
Office Start-up Costs	813.00	0.00	0.00	813.00	0.0%
Office Operations	13,274.00	11,840.28	11,840.28	1,433.72	89.2%
<b>Total Office Allowances</b>		<b>24,133.87</b>	<b>24,133.87</b>		
<b>Operational Resources</b>					
Operational Resources	--	3,837.28	3,837.28	--	--
<b>Total Operational Resources</b>		<b>3,837.28</b>	<b>3,837.28</b>		
<b>Travel &amp; Living Allowances</b>					
House in Session	--	30,736.09	30,736.09	--	--
House Not in Session	--	12,189.47	12,189.47	--	--
Intra & Extra-Constituency Travel	12,478.00	9,947.40	9,947.40	2,530.60	79.7%
Helicopter Travel	--	0.00	0.00	--	--
<b>Total Travel &amp; Living Allowances</b>		<b>52,872.96</b>	<b>52,872.96</b>		
<b>Constituency Allowance</b>					
Constituency Allowance	2,655.00	2,160.80	2,160.80	494.20	81.4%
<b>Total Constituency Allowance</b>		<b>2,160.80</b>	<b>2,160.80</b>		
<b>Total Expenditures</b>					
		<b>83,004.91</b>	<b>83,004.91</b>		

---- End of Report ----



House of Assembly  
Newfoundland and Labrador  
Member Accountability and Disclosure Report  
**Expenditures Summarized by Category**  
01-Apr-12 to 31-Mar-13

**PARSONS, KEVIN, MHA**

Allowance Category	Expenditure Limit for Fiscal Year 2012/13 (Net of HST)	Expenditures Processed 01-Apr-12 to 31-Mar-13 (Net of HST)	Expenditures Year to Date 01-Apr-12 to 31-Mar-13 (Net of HST)	Funds Available (Net of HST)	Percent Expended to Date
<b>Office Allowances</b>					
Office Accommodations	6,195.00	0.00	0.00	6,195.00	0.0%
Rental of Short-term Accommodations	541.00	0.00	0.00	541.00	0.0%
Office Start-up Costs	--	0.00	0.00	--	--
Office Operations	13,274.00	5,440.64	5,440.64	7,833.36	41.0%
<b>Total Office Allowances</b>		<b>5,440.64</b>	<b>5,440.64</b>		
<b>Operational Resources</b>					
Operational Resources	--	3,931.31	3,931.31	--	--
<b>Total Operational Resources</b>		<b>3,931.31</b>	<b>3,931.31</b>		
<b>Travel &amp; Living Allowances</b>					
House in Session	--	0.00	0.00	--	--
House Not in Session	--	0.00	0.00	--	--
Intra & Extra-Constituency Travel	7,965.00	1,771.13	1,771.13	6,193.87	22.2%
Helicopter Travel	--	0.00	0.00	--	--
<b>Total Travel &amp; Living Allowances</b>		<b>1,771.13</b>	<b>1,771.13</b>		
<b>Constituency Allowance</b>					
Constituency Allowance	2,655.00	2,606.21	2,606.21	48.79	98.2%
<b>Total Constituency Allowance</b>		<b>2,606.21</b>	<b>2,606.21</b>		
<b>Total Expenditures</b>					
		<b>13,749.29</b>	<b>13,749.29</b>		

---- End of Report ----



House of Assembly  
Newfoundland and Labrador  
Member Accountability and Disclosure Report  
**Expenditures Summarized by Category**  
01-Apr-12 to 31-Mar-13

PEACH, CALVIN, MHA

Allowance Category	Expenditure Limit for Fiscal Year 2012/13 (Net of HST)	Expenditures Processed 01-Apr-12 to 31-Mar-13 (Net of HST)	Expenditures Year to Date 01-Apr-12 to 31-Mar-13 (Net of HST)	Funds Available (Net of HST)	Percent Expended to Date
<b>Office Allowances</b>					
Office Accommodations	6,195.00	0.00	0.00	6,195.00	0.0%
Rental of Short-term Accommodations	664.00	0.00	0.00	664.00	0.0%
Office Start-up Costs	--	0.00	0.00	--	--
Office Operations	13,274.00	12,298.54	12,298.54	975.46	92.7%
<b>Total Office Allowances</b>		<b>12,298.54</b>	<b>12,298.54</b>		
<b>Operational Resources</b>					
Operational Resources	--	3,944.94	3,944.94	--	--
<b>Total Operational Resources</b>		<b>3,944.94</b>	<b>3,944.94</b>		
<b>Travel &amp; Living Allowances</b>					
House in Session	--	14,730.08	14,730.08	--	--
House Not in Session	--	3,130.79	3,130.79	--	--
Intra & Extra-Constituency Travel	14,513.00	10,412.29	10,412.29	4,100.71	71.7%
Helicopter Travel	--	0.00	0.00	--	--
<b>Total Travel &amp; Living Allowances</b>		<b>28,273.16</b>	<b>28,273.16</b>		
<b>Constituency Allowance</b>					
Constituency Allowance	2,655.00	1,911.63	1,911.63	743.37	72.0%
<b>Total Constituency Allowance</b>		<b>1,911.63</b>	<b>1,911.63</b>		
<b>Total Expenditures</b>					
		<b>46,428.27</b>	<b>46,428.27</b>		

---- End of Report ----



House of Assembly  
Newfoundland and Labrador  
Member Accountability and Disclosure Report  
**Expenditures Summarized by Category**  
01-Apr-12 to 31-Mar-13

**PERRY, TRACEY, MHA**

Allowance Category	Expenditure Limit for Fiscal Year 2012/13 (Net of HST)	Expenditures Processed 01-Apr-12 to 31-Mar-13 (Net of HST)	Expenditures Year to Date 01-Apr-12 to 31-Mar-13 (Net of HST)	Funds Available (Net of HST)	Percent Expended to Date
<b>Office Allowances</b>					
Office Accommodations	9,481.00	9,480.22	9,480.22	0.78	100.0%
Rental of Short-term Accommodations	664.00	0.00	0.00	664.00	0.0%
Office Start-up Costs	--	0.00	0.00	--	--
Office Operations	13,274.00	12,918.99	12,918.99	355.01	97.3%
<b>Total Office Allowances</b>		<b>22,399.21</b>	<b>22,399.21</b>		
<b>Operational Resources</b>					
Operational Resources	--	5,126.35	5,126.35	--	--
<b>Total Operational Resources</b>		<b>5,126.35</b>	<b>5,126.35</b>		
<b>Travel &amp; Living Allowances</b>					
House in Session	--	33,141.41	33,141.41	--	--
House Not in Session	--	5,760.84	5,760.84	--	--
Intra & Extra-Constituency Travel	52,743.00	17,729.91	17,729.91	35,013.09	33.6%
Helicopter Travel	--	0.00	0.00	--	--
<b>Total Travel &amp; Living Allowances</b>		<b>56,632.16</b>	<b>56,632.16</b>		
<b>Constituency Allowance</b>					
Constituency Allowance	2,655.00	2,040.61	2,040.61	614.39	76.9%
<b>Total Constituency Allowance</b>		<b>2,040.61</b>	<b>2,040.61</b>		
<b>Total Expenditures</b>		<b>86,198.33</b>	<b>86,198.33</b>		

---- End of Report ----



House of Assembly  
Newfoundland and Labrador  
Member Accountability and Disclosure Report  
**Expenditures Summarized by Category**  
01-Apr-12 to 31-Mar-13

POLLARD, KEVIN, MHA

Allowance Category	Expenditure Limit for Fiscal Year 2012/13 (Net of HST)	Expenditures Processed 01-Apr-12 to 31-Mar-13 (Net of HST)	Expenditures Year to Date 01-Apr-12 to 31-Mar-13 (Net of HST)	Funds Available (Net of HST)	Percent Expended to Date
<b>Office Allowances</b>					
Office Accommodations	12,000.00	12,000.00	12,000.00	0.00	100.0%
Rental of Short-term Accommodations	664.00	0.00	0.00	664.00	0.0%
Office Start-up Costs	--	0.00	0.00	--	--
Office Operations	13,274.00	8,507.05	8,507.05	4,766.95	64.1%
<b>Total Office Allowances</b>		<b>20,507.05</b>	<b>20,507.05</b>		
<b>Operational Resources</b>					
Operational Resources	--	4,898.69	4,898.69	--	--
<b>Total Operational Resources</b>		<b>4,898.69</b>	<b>4,898.69</b>		
<b>Travel &amp; Living Allowances</b>					
House in Session	--	33,068.34	33,068.34	--	--
House Not in Session	--	8,883.91	8,883.91	--	--
Intra & Extra-Constituency Travel	11,150.00	9,556.99	9,556.99	1,593.01	85.7%
Helicopter Travel	--	0.00	0.00	--	--
<b>Total Travel &amp; Living Allowances</b>		<b>51,509.24</b>	<b>51,509.24</b>		
<b>Constituency Allowance</b>					
Constituency Allowance	2,655.00	1,848.96	1,848.96	806.04	69.6%
<b>Total Constituency Allowance</b>		<b>1,848.96</b>	<b>1,848.96</b>		
<b>Total Expenditures</b>					
		<b>78,763.94</b>	<b>78,763.94</b>		

---- End of Report ----



House of Assembly  
Newfoundland and Labrador  
Member Accountability and Disclosure Report  
**Expenditures Summarized by Category**  
01-Apr-12 to 31-Mar-13

**ROGERS, GERRY, MHA**

Allowance Category	Expenditure Limit for Fiscal Year 2012/13 (Net of HST)	Expenditures Processed 01-Apr-12 to 31-Mar-13 (Net of HST)	Expenditures Year to Date 01-Apr-12 to 31-Mar-13 (Net of HST)	Funds Available (Net of HST)	Percent Expended to Date
<b>Office Allowances</b>					
Office Accommodations	6,195.00	0.00	0.00	6,195.00	0.0%
Rental of Short-term Accommodations	541.00	180.00	180.00	361.00	33.3%
Office Start-up Costs	293.00	293.00	293.00	0.00	100.0%
Office Operations	13,274.00	13,166.13	13,166.13	107.87	99.2%
<b>Total Office Allowances</b>		<b>13,639.13</b>	<b>13,639.13</b>		
<b>Operational Resources</b>					
Operational Resources	--	3,661.69	3,661.69	--	--
<b>Total Operational Resources</b>		<b>3,661.69</b>	<b>3,661.69</b>		
<b>Travel &amp; Living Allowances</b>					
House in Session	--	0.00	0.00	--	--
House Not in Session	--	0.00	0.00	--	--
Intra & Extra-Constituency Travel	6,637.00	3,851.46	3,851.46	2,785.54	58.0%
Helicopter Travel	--	0.00	0.00	--	--
<b>Total Travel &amp; Living Allowances</b>		<b>3,851.46</b>	<b>3,851.46</b>		
<b>Constituency Allowance</b>					
Constituency Allowance	2,655.00	1,775.21	1,775.21	879.79	66.9%
<b>Total Constituency Allowance</b>		<b>1,775.21</b>	<b>1,775.21</b>		
<b>Total Expenditures</b>		<b>22,927.49</b>	<b>22,927.49</b>		

---- End of Report ----



House of Assembly  
Newfoundland and Labrador  
Member Accountability and Disclosure Report  
**Expenditures Summarized by Category**  
01-Apr-12 to 31-Mar-13

RUSSELL, KEITH, MHA

Allowance Category	Expenditure Limit for Fiscal Year 2012/13 (Net of HST)	Expenditures Processed 01-Apr-12 to 31-Mar-13 (Net of HST)	Expenditures Year to Date 01-Apr-12 to 31-Mar-13 (Net of HST)	Funds Available (Net of HST)	Percent Expended to Date
<b>Office Allowances</b>					
Office Accommodations	6,195.00	0.00	0.00	6,195.00	0.0%
Rental of Short-term Accommodations	664.00	0.00	0.00	664.00	0.0%
Office Start-up Costs	679.00	0.00	0.00	679.00	0.0%
Office Operations	13,274.00	6,961.31	6,961.31	6,312.69	52.4%
<b>Total Office Allowances</b>		<b>6,961.31</b>	<b>6,961.31</b>		
<b>Operational Resources</b>					
Operational Resources	--	9,515.66	9,515.66	--	--
<b>Total Operational Resources</b>		<b>9,515.66</b>	<b>9,515.66</b>		
<b>Travel &amp; Living Allowances</b>					
House in Session	--	36,713.86	36,713.86	--	--
House Not in Session	--	6,482.77	6,482.77	--	--
Intra & Extra-Constituency Travel	8,850.00	8,526.36	8,526.36	323.64	96.3%
Helicopter Travel	--	0.00	0.00	--	--
<b>Total Travel &amp; Living Allowances</b>		<b>51,722.99</b>	<b>51,722.99</b>		
<b>Constituency Allowance</b>					
Constituency Allowance	2,655.00	1,489.92	1,489.92	1,165.08	56.1%
<b>Total Constituency Allowance</b>		<b>1,489.92</b>	<b>1,489.92</b>		
<b>Total Expenditures</b>					
		<b>69,689.88</b>	<b>69,689.88</b>		

---- End of Report ----





House of Assembly  
Newfoundland and Labrador  
Member Accountability and Disclosure Report  
**Expenditures Summarized by Category**  
01-Apr-12 to 31-Mar-13

**SHEA, JOAN, MHA**

Allowance Category	Expenditure Limit for Fiscal Year 2012/13 (Net of HST)	Expenditures Processed 01-Apr-12 to 31-Mar-13 (Net of HST)	Expenditures Year to Date 01-Apr-12 to 31-Mar-13 (Net of HST)	Funds Available (Net of HST)	Percent Expended to Date
<b>Office Allowances</b>					
Office Accommodations	6,195.00	0.00	0.00	6,195.00	0.0%
Rental of Short-term Accommodations	664.00	0.00	0.00	664.00	0.0%
Office Start-up Costs	--	0.00	0.00	--	--
Office Operations	13,274.00	5,595.46	5,595.46	7,678.54	42.2%
<b>Total Office Allowances</b>		<b>5,595.46</b>	<b>5,595.46</b>		
<b>Operational Resources</b>					
Operational Resources	--	4,243.86	4,243.86	--	--
<b>Total Operational Resources</b>		<b>4,243.86</b>	<b>4,243.86</b>		
<b>Travel &amp; Living Allowances</b>					
House in Session	--	23,219.44	23,219.44	--	--
House Not in Session	--	0.00	0.00	--	--
Intra & Extra-Constituency Travel	8,496.00	3,770.91	3,770.91	4,725.09	44.4%
Helicopter Travel	--	0.00	0.00	--	--
<b>Total Travel &amp; Living Allowances</b>		<b>26,990.35</b>	<b>26,990.35</b>		
<b>Constituency Allowance</b>					
Constituency Allowance	2,655.00	558.03	558.03	2,096.97	21.0%
<b>Total Constituency Allowance</b>		<b>558.03</b>	<b>558.03</b>		
<b>Total Expenditures</b>					
		<b>37,387.70</b>	<b>37,387.70</b>		

---- End of Report ----



House of Assembly  
Newfoundland and Labrador  
Member Accountability and Disclosure Report  
**Expenditures Summarized by Category**  
01-Apr-12 to 31-Mar-13

SULLIVAN, SUSAN, MHA

Allowance Category	Expenditure Limit for Fiscal Year 2012/13 (Net of HST)	Expenditures Processed 01-Apr-12 to 31-Mar-13 (Net of HST)	Expenditures Year to Date 01-Apr-12 to 31-Mar-13 (Net of HST)	Funds Available (Net of HST)	Percent Expended to Date
<b>Office Allowances</b>					
Office Accommodations	7,488.00	7,488.00	7,488.00	0.00	100.0%
Rental of Short-term Accommodations	664.00	0.00	0.00	664.00	0.0%
Office Start-up Costs	--	0.00	0.00	--	--
Office Operations	13,274.00	7,683.35	7,683.35	5,590.65	57.9%
<b>Total Office Allowances</b>		<b>15,171.35</b>	<b>15,171.35</b>		
<b>Operational Resources</b>					
Operational Resources	--	3,986.88	3,986.88	--	--
<b>Total Operational Resources</b>		<b>3,986.88</b>	<b>3,986.88</b>		
<b>Travel &amp; Living Allowances</b>					
House in Session	--	14,579.69	14,579.69	--	--
House Not in Session	--	0.00	0.00	--	--
Intra & Extra-Constituency Travel	10,088.00	1,084.56	1,084.56	9,003.44	10.8%
Helicopter Travel	--	0.00	0.00	--	--
<b>Total Travel &amp; Living Allowances</b>		<b>15,664.25</b>	<b>15,664.25</b>		
<b>Constituency Allowance</b>					
Constituency Allowance	2,655.00	1,223.76	1,223.76	1,431.24	46.1%
<b>Total Constituency Allowance</b>		<b>1,223.76</b>	<b>1,223.76</b>		
<b>Total Expenditures</b>					
		<b>36,046.24</b>	<b>36,046.24</b>		

---- End of Report ----



House of Assembly  
Newfoundland and Labrador  
Member Accountability and Disclosure Report  
**Expenditures Summarized by Category**  
01-Apr-12 to 31-Mar-13

VERGE, WADE, MHA

Allowance Category	Expenditure Limit for Fiscal Year 2012/13 (Net of HST)	Expenditures Processed 01-Apr-12 to 31-Mar-13 (Net of HST)	Expenditures Year to Date 01-Apr-12 to 31-Mar-13 (Net of HST)	Funds Available (Net of HST)	Percent Expended to Date
<b>Office Allowances</b>					
Office Accommodations	6,195.00	0.00	0.00	6,195.00	0.0%
Rental of Short-term Accommodations	664.00	0.00	0.00	664.00	0.0%
Office Start-up Costs	--	0.00	0.00	--	--
Office Operations	13,274.00	6,249.20	6,249.20	7,024.80	47.1%
<b>Total Office Allowances</b>		<b>6,249.20</b>	<b>6,249.20</b>		
<b>Operational Resources</b>					
Operational Resources	--	4,547.91	4,547.91	--	--
<b>Total Operational Resources</b>		<b>4,547.91</b>	<b>4,547.91</b>		
<b>Travel &amp; Living Allowances</b>					
House in Session	--	21,988.91	21,988.91	--	--
House Not in Session	--	8,414.25	8,414.25	--	--
Intra & Extra-Constituency Travel	10,177.00	4,957.11	4,957.11	5,219.89	48.7%
Helicopter Travel	--	0.00	0.00	--	--
<b>Total Travel &amp; Living Allowances</b>		<b>35,360.27</b>	<b>35,360.27</b>		
<b>Constituency Allowance</b>					
Constituency Allowance	2,655.00	1,442.46	1,442.46	1,212.54	54.3%
<b>Total Constituency Allowance</b>		<b>1,442.46</b>	<b>1,442.46</b>		
<b>Total Expenditures</b>					
		<b>47,599.84</b>	<b>47,599.84</b>		

---- End of Report ----



House of Assembly  
Newfoundland and Labrador  
Member Accountability and Disclosure Report  
**Expenditures Summarized by Category**  
01-Apr-12 to 31-Mar-13

**WISEMAN, ROSS, MHA**

Allowance Category	Expenditure Limit for Fiscal Year 2012/13 (Net of HST)	Expenditures Processed 01-Apr-12 to 31-Mar-13 (Net of HST)	Expenditures Year to Date 01-Apr-12 to 31-Mar-13 (Net of HST)	Funds Available (Net of HST)	Percent Expended to Date
<b>Office Allowances</b>					
Office Accommodations	18,080.00	18,080.04	18,080.04		100.0%
Rental of Short-term Accommodations	664.00	0.00	0.00	664.00	0.0%
Office Start-up Costs	--	0.00	0.00	--	--
Office Operations	13,274.00	7,792.75	7,792.75	5,481.25	58.7%
<b>Total Office Allowances</b>		<b>25,872.79</b>	<b>25,872.79</b>		
<b>Operational Resources</b>					
Operational Resources	--	5,468.98	5,468.98	--	--
<b>Total Operational Resources</b>		<b>5,468.98</b>	<b>5,468.98</b>		
<b>Travel &amp; Living Allowances</b>					
House in Session	--	2,858.34	2,858.34	--	--
House Not in Session	--	5,167.60	5,167.60	--	--
Intra & Extra-Constituency Travel	9,027.00	2,724.96	2,724.96	6,302.04	30.2%
Helicopter Travel	--	0.00	0.00	--	--
<b>Total Travel &amp; Living Allowances</b>		<b>10,750.90</b>	<b>10,750.90</b>		
<b>Constituency Allowance</b>					
Constituency Allowance	2,655.00	491.60	491.60	2,163.40	18.5%
<b>Total Constituency Allowance</b>		<b>491.60</b>	<b>491.60</b>		
<b>Total Expenditures</b>					
		<b>42,584.27</b>	<b>42,584.27</b>		

---- End of Report ----



*HOUSE OF ASSEMBLY  
NEWFOUNDLAND & LABRADOR*

# Appendix H

## Changes or Adjustments to Allowances and Expenses





Section 18 of the *Members' Resources and Allowances Rules* provides a maximum allowance of \$7,000 (inclusive of HST) for constituency office accommodations. Under the Rules, a Member may make application in writing to the Speaker requesting permission to exceed the maximum when accommodations cannot be obtained within the maximum guidelines. The Speaker must report, in writing, to the Commission any authorizations made under this section of the Rules.

The following approval was provided during the reporting period ended March 31, 2013:

DISTRICT	MEMBER	AMOUNT APPROVED	REASON
Harbour Main	Mr. Tom Hedderson	\$16,200.00 HST excluded	Lowest proposal submitted.
Fortune Bay-Cape La Hune	Ms. Tracey Perry	\$9,492.00 HST excluded	Lowest proposal submitted.
Bonavista South	Mr. Glen Little	\$17,820.00 HST excluded	Lowest proposal submitted.
Port au Port	Mr. Tony Cornect	\$8,962.80 HST excluded	Lowest proposal submitted.
St. Barbe	Mr. Jim Bennett	\$14,100.00 HST excluded	Lowest proposal submitted.
Burgeo-LaPoile	Mr. Andrew Parsons	\$12,000.00 HST excluded	Lowest proposal submitted.
The Isles of Notre Dame	Mr. Derrick Dalley	\$12,000.00 HST excluded	Lowest proposal submitted.
Humber Valley	Mr. Dwight Ball	\$9,888.00 HST excluded	Lowest proposal submitted.
Terra Nova	Mr. Sandy Collins	\$12,000.00 (HST excluded)	Lowest proposal submitted.
Labrador West	Mr. Nick McGrath	\$14,400.00 (HST excluded)	Lowest proposal submitted.
Bay of Islands	Mr. Eddie Joyce	\$18,594.65 (HST excluded)	Lowest proposal submitted.



DISTRICT	MEMBER	AMOUNT APPROVED	REASON
Bonavista South	Mr. Glen Little	\$200	The amount of \$17,820 for office space was reported at the April 25, 2012 meeting. The \$200 is for the cost of a sign adjacent to the office entrance, for a total of \$18,020.00 (HST excluded).





*HOUSE OF ASSEMBLY  
NEWFOUNDLAND & LABRADOR*

# Appendix I

## Speaker's Delegated Authority





The Commission through **CM 2008-95**, pursuant to subsection 20(4) of the *House of Assembly Accountability, Integrity and Administration Act*, delegated authority to the Speaker respecting urgent financial matters relating to the administration of the House of Assembly and the Statutory Offices. The Speaker is to consult with the Government House Leader, Opposition House Leader and the Leader of the Third Party and report all decisions and the reasons for them at a subsequent meeting of the Commission.

The following are the approvals under the Speaker's delegated authority respecting urgent financial matters, for the reporting period ended March 31, 2013:

*The Speaker reported an approval made under the delegated authority respecting urgent financial matters provided to him under Commission Directive **2008-007**.*

*Under this authority, the Speaker, following the required consultation with the Government House Leader, Official Opposition House Leader and the Leader of the Third Party, approved adjustments to the 2012-13 budget estimates which had been approved by the Commission at its in camera budget meeting held on January 25, 2012. **CM 2012-006** refers.*

*As the timelines and the House being in session made it difficult to schedule a regular Commission meeting, it was considered an urgent financial matter under the provisions of **CM 2008-007**.*



*HOUSE OF ASSEMBLY  
NEWFOUNDLAND & LABRADOR*

# Appendix J Clerk's Authorization for Furniture & Equipment Expenditures





The Commission approved a Standard Office Allocation Package for Members and Constituency Assistants pursuant to Section 25(1) of the *Members' Resources and Allowances Rules*. At its May 2, 2008 meeting, the Commission delegated authority to the Clerk to pre-approve expenditures for other furniture and equipment to a maximum of \$500.00, with the Clerk to report all such approvals to the Commission (**CM 2008-044 refers**).

The following are the approvals of the Clerk during the reporting period ended March 31, 2013:

DISTRICT	MEMBER	TYPE OF EXPENDITURE	COST	DETAILS
The Straits-White Bay North	Mr. Chris Mitchelmore	Office equipment	\$320.00	Wireless telephone headset.
Humber East	Mr. Tom Marshall	Office furniture	\$418.00	Vertical, 4-drawer, filing cabinet.
Lewisporte	Mr. Wade Verge	Office equipment	\$184.99	Small refrigerator
The Isles of Notre Dame	Mr. Derrick Dalley	Office furniture	\$329.93	Locking storage cabinet.
The Isles of Notre Dame	Mr. Derrick Dalley	Office furniture	\$416.64	Vertical, 4-drawer, filing cabinet.
Port au Port	Mr. Tony Cornect	Office furniture	\$295.68	Vertical, 4-drawer, filing cabinet.
Lewisporte	Mr. Wade Verge	Office furniture	\$169.99	Storage cabinet
St. Barbe	Mr. Jim Bennett	Office furniture	\$107.35	Bookcase
Bonavista South	Mr. Glen Little	Office equipment	\$9.00	Wall clock
Port au Port	Mr. Tony Cornect	Office furniture	\$292.44	Bookcase
Labrador West	Mr. Nick McGrath	Office furniture	\$199.99	48 "round table
St. George's-Stephenville East	Ms. Joan Shea	Office equipment	\$655.68	Lateral filing cabinet