



Colonial Building
1850-1959

Confederation Building
1960-present



House of Assembly Management Commission

2013-2014 Annual Report





Message from the Speaker



I am pleased to present the House of Assembly Management Commission Annual Report for the fiscal year ended March 31, 2014, which includes a summary of the work of the Management Commission from April 1, 2013 to March 31, 2014. The Commission held several meetings throughout the reporting period, conducting work toward its mandate of establishing, implementing and controlling the financial and administrative policies applicable to the House of Assembly, the House of Assembly Service and all Statutory Offices of the House of Assembly.

I would like to thank the outgoing members of the Management Commission for their contribution and commitment during their tenures. I would also like to recognize and welcome the incoming Members and I look forward to their continued dedication to the valuable work of the Commission.

I would also like to recognize the employees of the House of Assembly Service for their work and continued dedication. The support they provide is vital to the Management Commission in fulfilling its mandate.

Honourable Wade Verge, MHA
Speaker of the House of Assembly
Chair, House of Assembly Management Commission



Table of Contents

Mandate	1
Membership of the Commission	2
Membership for the Reporting Period	2
Duties and Responsibilities of Members	3
Support to the Commission	3
Proceedings of the Commission	4
Commission Minutes	6
Authority of the Commission	6
Rules.....	6
Issuing Directives.....	7
Specific Decisions	8
Appeal of Claims by Members	8
Review of Allowance Use	9
Audit Committee	9
Financial Reporting	10
Management Certification	11
Audited Financial Information	11
Report on Recommendations by the Auditor General	11
Members' Salaries, Allowances and Expenses	12
Travel Under Special Circumstances - Authorizations under Section 43	12
Speaker's Delegated Authority	12
Clerk's Authorizations for Furniture and Equipment Expenditures	13
Clerk's Authorizations for Rental Vehicles in Excess of 15 Days	13
List of Appendices	14



Mandate

The House of Assembly Management Commission was established under the authority of the *House of Assembly Accountability, Integrity and Administration Act* (the Act), which received Royal Assent on June 14, 2007. The Act established an administrative framework for the House of Assembly that is transparent and accountable and includes subordinate legislation known as the *Members' Resources and Allowances Rules* which promote accountability in, and transparency with respect to, the expenditure of public funds.

The Commission membership comprises representatives of three elected parties, the Speaker, who is the Chair of the Commission, and the Clerk who is secretary to the Commission but does not have voting privileges.

The Commission derives its mandate from subsection 20(1) of the Act which states:

The Commission is responsible for the financial stewardship of all public money, within the meaning of the Financial Administration Act, that may be voted by the House of Assembly for the use and operation of the House of Assembly and statutory offices, and for all matters of financial and administrative policy affecting the House of Assembly, its members, offices, and staff and in connection with them, and, in particular, the commission shall

- 1) *oversee the finances of the House of Assembly including its budget, revenues, expenses, assets and liabilities;*
- 2) *review and approve the administrative, financial and human resource and management policies of the House of Assembly service and statutory offices;*
- 3) *implement and periodically review and update financial and management policies applicable to the House of Assembly service and statutory offices;*
- 4) *give directions with respect to matters that the commission considers necessary for the efficient and effective operation of the House of Assembly service and statutory offices;*
- 5) *make and keep current rules respecting the proper administration of allowances for members and reimbursement and payment of their expenditures in implementation of subsection 11 (2) of this Act;*
- 6) *annually report, in writing, to the House of Assembly, through the speaker, with respect to its decisions and activities in accordance with section 51; and*
- 7) *exercise other powers given to the commission and to perform other duties imposed on the commission under this or another Act.*



Membership

Membership of the Commission is detailed in subsection 18(3) of the Act as follows:

- *the speaker, or, in his or her absence, the deputy speaker, who is the chairperson;*
- *the clerk, who is the secretary but does not vote;*
- *the government house leader;*
- *the official opposition house leader;*
- *two members who are members of the government caucus, only one of whom may be a member of the Executive Council (this member is appointed by Cabinet);*
- *one member who is a member of the official opposition caucus; and*
- *one member, if any, from a third party that is a registered political party and has at least one member elected to the House of Assembly. (If there is no third party, an additional member is chosen from the official opposition caucus.)*

Membership of the Commission during the period from April 1, 2013 to March 31, 2014 included:

- Hon. Ross Wiseman, MHA, Speaker
- Hon. Joan Shea, MHA, St. George's-Stephenville East
- Hon. Darin King, MHA, Grand Bank
- Mr. Dwight Ball, MHA, Humber Valley
- Ms. Yvonne Jones, MHA, Cartwright-L'Anse Au Clair (to April 8, 2013)
- Mr. Andrew Parsons, MHA, Burgeo-LaPoile (effective April 23, 2013)
- Ms. Lorraine Michael, MHA, Signal Hill-Quidi Vidi
- Mr. Vaughn Granter, MHA, Humber West (to December 11, 2013)
- Mr. Kevin Parsons, MHA, Cape St. Francis (effective December 11, 2013 to March 13, 2014)
- Mr. Kevin Pollard, MHA, Baie Verte-Springdale (effective March 13, 2014)
- Ms. Sandra Barnes, Clerk of the House of Assembly, Secretary to the Commission

In the absence of the Speaker, the Deputy Speaker chairs the Commission meetings. The Deputy Speaker during the reporting period was Mr. Wade Verge, MHA, Lewisporte.



Duties and Responsibilities of Members

The individual duties of commission members are listed in section 21 of the Act, which states

21. (a) *A member of the commission, in exercising his or her powers and discharging his or her duties, shall exercise the care, diligence and skill that a reasonably prudent person would exercise in comparable circumstances.*
- (b) *A member of the commission shall not be considered to be in breach of the duty in subsection (1) if he or she acts prudently and on a reasonably informed basis.*
- (c) *A member of the commission shall act honestly and in good faith on the basis of adequate information in arriving at decisions if the commission and shall:*
- i. attend meetings of the commission unless unable to do so for good reason;*
 - ii. spend sufficient time on the affairs of the commission to comply with his or her duties and responsibilities; and*
 - iii. consider and advocate policies that promote compliance with this Act and rules.*

Support to the Commission

The House of Assembly Management Commission is supported by the House of Assembly Service, established under the *House of Assembly Accountability, Integrity and Administration Act*. The House of Assembly Service supports the functioning of the House of Assembly and its committees, the House of Assembly Management Commission and Members of the House of Assembly.

The House of Assembly Service includes the Speaker, the Clerk and the Office of the Clerk. It also includes the Corporate and Members' Services Division which provides financial, human resources, payroll and administrative services. The Information Management Division includes the services of the Legislative Library, Records Management, Broadcast Services and Hansard.

The Office of the Clerk provides full administrative support to the House of Assembly Management Commission by preparing Commission briefing materials, researching and analyzing issues on the Commission meeting agenda, coordinating and facilitating Commission meetings, and maintaining Commission records.



Proceedings of the Commission

Meetings of the Commission are publicly broadcast live in the same manner as proceedings of the House of Assembly. In addition, live and archived webcasts are available on the House of Assembly website (www.assembly.nl.ca). Hansard provides a full transcript of each Commission meeting and these transcripts are also posted on the website. All Commission briefing materials, Minutes and reports can be viewed on the website as well.

The Commission held five (5) televised meetings during the reporting period:

- April 23, 2013
- May 15, 2013
- September 18, 2013
- December 11, 2013
- March 13, 2014

In Camera meetings

As required under subsection 19(1) of the Act, all proceedings of the Commission are open to the public except for those pertaining to:

- (a) *personnel matters relating to officers and employees of the House of Assembly, political staff as defined in paragraph 2(1)(e) of the Conflict of Interest Act, 1995 and statutory offices;*
- (b) *legal matters, including actual or potential litigation;*
- (c) *matters protected by privacy and data protection laws; and*
- (d) *budget deliberations involving the preparation of the annual estimates of expenditure of the House of Assembly and the statutory offices*

Proceedings to deal with the above issues are deliberated at *in camera* meetings of the Commission. The substance of Decisions made *in camera* are recorded and reported at the next public meeting of the Commission.

The Commission held four (4) *in camera* meetings during the reporting period on May 15, 2013; July 16, 2013; December 4, 2013; and March 5, 2014. The Decisions from those meetings are as follows:



- CM 2013-044** The Commission approved the pre-commitment of funds up to \$114,300 for the 2014-15 fiscal year to provide for the costs related to the joint conference of the Canadian Council of Public Accounts Committees (CCPAC) and the Canadian Council of Legislative Auditors.
- CM 2013-045** The Commission approved a guest program that is cost recoverable for the joint conference of the Canadian Council of Public Accounts Committees (CCPAC) and the Canadian Council of Legislative Auditors.
- CM 2013-053** The Commission approved the abolition of the position of Assistant Commissioner of the Office of the Information and Privacy Commissioner.
- CM 2013-054** The Commission waived the 2-day waiting period for decision confirmation to expedite the timely implementation of **CM 2013-053**.
- CM 2014-001** The Commission, at an *in camera* meeting, approved the 2014-2015 estimates for the Legislature to be forwarded to the Minister of Finance for inclusion in the 2014 Estimates and voted on in the Legislature.
- CM 2014-002** In order to give effect to budget decisions, the Commission, at an *in camera* budget meeting, approved the creation of one permanent full-time Systemic Advocacy Consultant position in the Office of the Child and Youth Advocate.



Commission Minutes

Minutes of the Commission meetings record the time, date, and location of the meetings as well as who was in attendance and include only the Decisions of the Commission and reports made to the Commission. The transcript of discussion is provided by Hansard and posted on the House of Assembly website.

Minutes of the Commission are approved at the next meeting. Once approved, the Minutes are provided to each MHA and published on the House of Assembly website for inspection by the public.

The Minutes are also tabled by the Speaker in the House of Assembly no later than 5 days after their approval, if the House is sitting, or no later than 5 days after the beginning of the next sitting of the House. The Minutes of the Commission meetings held during the reporting period can be found in **Appendix A**.

Authority of the Commission

The decision-making authority of the House of Assembly Management Commission is exercised through specific actions that include making rules, issuing directives and making specific decisions.

Rules

Paragraph 20(6)(a) of the Act provides the Commission the authority to make rules of general application respecting the amounts which Members may claim for reimbursement or payment of allowable expenses and the manner in which the allowances will be claimed and paid; the employment and payment of constituency assistants and the reimbursement of reasonable expenses incurred by those assistants in carrying out their duties; the financial accountability of Members; and the duties and responsibilities of the Clerk with respect to the financial administration of the House of Assembly and the statutory offices.

Amending Process

The process for making or amending rules which adjust the levels of expenses is contained in subsection 15(5) of the *House of Assembly Accountability, Integrity and Administration Act* (the Act). The general power to enact amendments is contained in Section 64 of the Act.

Some of the rules amended during the reporting period came under subsection 15(5) of the Act and followed the process outlined below:



- a) a draft of the amendment is proposed at a meeting of the Commission;
- b) notice and reading of the draft shall be given in the House of Assembly (when in session) and posted on the House website; when the House is not in session, the draft must be distributed to all Members;
- c) the draft amendment is voted on at a subsequent meeting of the Commission; and
- d) the Office of Legislative Counsel prepares the final version for publishing in the Newfoundland and Labrador Gazette as subordinate legislation, upon which date the rule becomes effective.

The process for amending the annual level of allowances or resources is outlined in subsection 20(7) of the Act.

There were ten (10) rule amendments during the 2013-2014 reporting period, the details of which are outlined in **Appendix B**.

Distribution Process

Once the rule amendments are published in the Newfoundland Gazette, they are distributed to all Members of the House of Assembly, the Comptroller General, the Auditor General, Office Managers of each of the caucuses, the Assistant Deputy Clerk of Executive Council and the Director of Operations, Office of the Premier. The amendments are also distributed internally to the Clerk's Office and the Corporate and Members' Services Division.

Issuing Directives

The Commission has authority under paragraph 20(6)(b) of the Act to issue directives which interpret, clarify or amplify the rules contained in the *Members' Resources and Allowances Rules*. Directives may also establish policies, including financial and management policies, or alter, on appeal, rulings of the Speaker.

The Commission did not approve any directives during the reporting period.

Distribution Process

All Directives are distributed to all Members of the House of Assembly, the Comptroller General, the Auditor General, Office Managers of each of the caucuses, the Assistant Deputy Clerk of Executive Council and the Director of Operations, Office of the Premier. The Directives are distributed internally to the Clerk's Office, Corporate and Members' Services Division and the Legislative Library. The Directives are also posted on the House of Assembly website at www.assembly.nl.ca/mancomm/directives.



Specific Decisions

The Commission has authority under paragraph 20(6)(c) of the Act to make Decisions on individual cases or appeals brought to the Commission and on other matters that require a Decision by the Commission in relation to the administration of the House of Assembly.

All decisions made by the Commission during the reporting period are included in the Minutes of the Commission meetings in **Appendix A**.

Appeal of Claims by Members

Under section 24 of the *House of Assembly Accountability, Integrity and Administration Act*, the Speaker or the Commission may make a ruling when an expense claim has been rejected by the Corporate and Members' Services Division. Subsections 24 (8) and (9) state as follows:

- (8) *Where the ruling of the speaker is that the expenditure does not comply with the rules and directives of the commission, the member may appeal that ruling to the commission and, after giving the member an opportunity to make a submission in writing in support of the appeal, the commission may decide to reverse, uphold or modify the ruling of the speaker, and the decision of the commission is final.*
- (9) *Notwithstanding that an expense claim has been denied by an officer, staff member or the speaker, in accordance with the rules, where there is an appeal to the commission under this section and the commission determines that claimed expense amount*
- (a) *has been incurred by the member; and*
 - (b) *is a permitted expense under the Act and rules; and*
 - (c) *does not exceed an expense amount or allowance allocation permitted under the rules,*

and a denial of payment of the expense amount would, in the opinion of the commission, be unjust, the commission may approve the expenditure for the claimed expense to the extent that the commission considers to be just and the decision of the commission is final.

During the reporting period there were fourteen (14) appeals received by the Speaker. In all cases, the appeals were brought forward to the Commission for consideration, as



provided for in Section 24 of the Act. The details of the rulings of the Commission are included in **Appendix C**.

Review of Allowance Use

Under section 52 of the *House of Assembly Accountability, Integrity and Administration Act* (the Act), the Speaker may request a review of allowance use.

Subsection 52(1) states:

At the request of a member or of the clerk on his or her own initiative, the speaker may conduct, in his or her capacity as chair of the commission, a review that the speaker considers necessary to determine whether a member's use of an allowance, disbursement, payment, good, premises or service provided under this Act complies with

- (a) *the purposes for which the allowance, disbursement, payment, good, premises or service was provided; or*
- (b) *the purpose of this Act, the rules or the directives of the commission.*

There were no reviews of allowance use during the 2013-2014 reporting period.

Audit Committee

The Audit Committee is a committee of the Commission, established under the *House of Assembly Accountability, Integrity and Administration Act*. The Committee provides assistance to the Commission in carrying out its oversight responsibility to the House of Assembly and to the public with respect to the stewardship of public money. The full duties of the Audit Committee are outlined in section 23 of the Act.

The Committee consists of two members of the Commission and two members chosen by the Chief Justice of the Province who are not Members of the House of Assembly. The Chair of the Audit Committee is appointed by the Commission. The Clerk Assistant acts as secretary of the committee.

The members of the Audit Committee during the period of April 1 2013 to March 31, 2014 included:

- Mr. Vaughn Granter, MHA, Humber West (*Chair of the Audit Committee to December 11, 2013*).
- Mr. Kevin Parsons, MHA, Cape St. Francis (*Chair of the Audit Committee effective*



- December 11, 2013 to March 13, 2014)*
- Mr. Kevin Pollard, MHA, Baie Verte-Springdale (*Chair of the Audit Committee effective March 13, 2014*)
 - Ms. Yvonne Jones, MHA, Cartwright-L'Anse aux Clair (*Member of the Audit Committee to April 8, 2013*)
 - Mr. Andrew Parsons, MHA, Burgeo-LaPoile (*Member of the Audit Committee effective April 23, 2013*)
 - Dr. Alex Faseruk
 - Ms. Gail Hamilton, FCA

Ms. Elizabeth Murphy, Clerk Assistant, is secretary to the Committee.

There were no reports submitted by the Audit Committee during the 2013-2014 reporting period.

Financial Reporting

Under subsection 20(5) of the *House of Assembly Accountability, Integrity and Administration Act*, the commission is required to:

- (a) *regularly, and at least quarterly, review the financial performance of the House of Assembly as well as the actual expenditures of members compared with approved allocations;*
- (b) *ensure that an annual financial audit is completed of the accounts of the House of Assembly and the statutory offices in accordance with section 43 within 90 days after the end of a fiscal year;*
- (c) *ensure that a compliance audit is completed of the accounts of the House of Assembly and the statutory offices in accordance with section 43 at least once every General Assembly, and reported on within 90 days after the end of the fiscal year to which it relates;*
- (d) *ensure that full and plain disclosure of the accounts and operations of the House of Assembly and statutory offices is made to the auditor appointed under section 43;*
- (e) *consider and address on a timely basis recommendations of the auditor appointed under section 43; and*
- (f) *report, in writing, annually to the House of Assembly, or a committee established by it, the results of an audit and the steps taken or to be taken to address matters of concern raised by an audit.*



Management Certification

Section 20 of the *House of Assembly Accountability, Integrity and Administration Act* requires the Clerk to certify to the Commission that the House of Assembly and Statutory Offices have in place appropriate systems of internal controls and that those systems are operating effectively.

Consultants were engaged to provide assistance to enable the Clerk to meet the management certification requirements. The services provided included a review of the design effectiveness and existence of internal controls, identification of any control gaps and recommendations for remedial action. Tests of controls were designed, executed and evaluated to determine if controls were operating effectively. The internal control documentation was updated to reflect the controls in place at the end of each period.

The Auditor's Report states that the Clerk's Management Certification as of 31 March 2014 was fairly stated and that the internal controls over financial reporting were operating effectively, in all material respects, as at the date noted.

The Management Certification dated 31 March 2014 is included with the financial information in **Appendix D**.

Audited Financial Information

The financial information audited by the Auditor General includes the schedule of assets and liabilities, the schedules of expenditure and related revenues, and gross expenditures and unexpended balances for the year ended 31 March 2014.

The Auditor's Report provides an unqualified opinion on the financial information for the House of Assembly and its Statutory Offices and states that the financial information for the year ended 31 March 2014 is prepared, in all material aspects, in accordance with the accounting policies disclosed in Note 1.

The audited financial information is also included in **Appendix D**.

Report on Recommendations by the Auditor General

The report on the recommendations made by the Auditor General contains recommendations resulting from the audit of the financial information for the House of Assembly and its Statutory Offices for the year ended 31 March 2014 and the audit of the Management Certification dated 31 March 2014. There were no such recommendations by the Auditor General for this reporting period.



Members' Salaries, Allowances and Expenses

Reports on salaries, allowances and expenses permitted for, and paid to, each Member by the House of Assembly during the reporting period are also included in **Appendix E**. The first report includes compensation paid to Members by the House of Assembly. The second report includes Member Accountability and Disclosure Reports – Expenditures Summarized by Category for each Member during the reporting period.

Travel under Special Circumstances - Authorizations under Section 43

Section 43 of the *Members' Resources and Allowances Rules* provides that a Member may claim for additional travel expenses when the Member is traveling and unable to return to his/her residence when scheduled to do so and would not otherwise be entitled to claim reimbursement for such expenses. Under the Rules, a Member can make application to the Clerk or the Speaker before incurring such expenses, if practical. Otherwise, the Member must notify the Speaker at the earliest reasonable opportunity after incurring the expenses. The Speaker must report, in writing, to the Commission any authorizations made under this section of the Rules.

There were no authorizations under section 43 for the period ending March 31, 2014.

Speaker's Delegated Authority

The Commission through **CM 2008-95**, pursuant to subsection 20(4) of the *House of Assembly Accountability, Integrity and Administration Act*, delegated authority to the Speaker respecting urgent financial matters relating to the administration of the House of Assembly and the Statutory Offices. The Speaker is to consult with the Government House Leader, Opposition House Leader and the Leader of the Third Party and report all decisions and the reasons for them at a subsequent meeting of the Commission.

A summary of all approvals under the Speaker's Delegated Authority for the reporting period is included in **Appendix F**.



Clerk's Authorization for Furniture and Equipment Expenditures

The Commission approved a Standard Office Allocation Package for Members and Constituency Assistants pursuant to Section 25(1) of the *Members' Resources and Allowances Rules*. At its May 2, 2008 meeting, the Commission delegated authority to the Clerk to pre-approve expenditures for other furniture and equipment to a maximum of \$500.00, with the Clerk to report all such approvals to the Commission (CM 2008-044 refers).

A summary of the authorizations for furniture and equipment expenditures provided by the Clerk during the reporting period are included in **Appendix G**.

Clerk's Authorization for Rental Vehicles in Excess of 15 Days

Section 40(1) of the *Members' Resources and Allowances Rules* states that rental vehicles are an allowable mode of travel for Members of the House of Assembly. Section 40(10) states however, that where a Member travels by a rental vehicle for more than 15 consecutive days, the approval of the Clerk is required, with all such approvals to be reported at the next meeting of the Commission.

There were no such approvals during the reporting period.



Appendices

Appendix A

Minutes of Commission Meetings

Appendix B

Rule Amendments

Appendix C

Appeal of Claims by Members

Appendix D

Financial Information and Management Certification - 31 March 2014

Appendix E

Members' Salaries, Allowances and Expenses

Appendix F

Speaker's Delegated Authority

Appendix G

Clerk's Authorization for Furniture and Equipment Expenditures



*HOUSE OF ASSEMBLY
NEWFOUNDLAND & LABRADOR*

Appendix A Minutes of the Commission



I certify that **Appendix A** contains the Minutes of the proceedings of the House of Assembly Management Commission for the reporting period 2013-2014 and that they are an accurate reflection of the Decisions of the Commission made at the proceedings.

A handwritten signature in blue ink that reads "Sandra Barnes".

Sandra Barnes
Clerk of the House of Assembly and
Secretary to the Commission



**House of Assembly
Newfoundland and Labrador**

**Minutes of the House of Assembly
Management Commission**

Date: April 23, 2013

Location: House of Assembly Chamber

Time: 5:30 p.m.

Members Present:

Hon. Ross Wiseman, Speaker

Ms. Sandra Barnes, Clerk of the House of Assembly

Ms. Lorraine Michael, MHA (NDP) Signal Hill - Quidi Vidi

Mr. Vaughn Granter, MHA (PC) Humber West

Hon. Joan Shea, MHA (PC) St. Georges – Stephenville

Mr. Dwight Ball, MHA (L) Humber Valley

Mr. Andrew Parsons, MHA (L) Burgeo-LaPoile

Other

Mr. Wade Verge, MHA (PC), Lewisporte, Deputy Speaker

Ms. Bobbi Russell, Policy, Planning & Research Analyst, Clerk's Office

Regrets

Hon. Darin King, Government House Leader

CM 2013-035 The Minutes of the House of Assembly Management Commission meeting held on March 20, 2013 were approved as read.

CM 2013-036 The Commission, pursuant to subsection 24(9) of the *House of Assembly Accountability, Integrity and Administration Act*, approved expense claims totaling \$84.74 for the Member for Burgeo-LaPoile

which were submitted by the Member later than the 60-day deadline as required under subsection 7(6) of the *Members' Resources and Allowances Rules*.

CM 2013-037

The Commission, pursuant to subsection 24(9) of the *House of Assembly Accountability, Integrity and Administration Act*, approved expense claims totaling \$78.04 and \$79.54 for the Member for Mount Pearl North which were submitted by the Member later than the 60-day deadline as required under subsection 7(6) of the *Members' Resources and Allowances Rules*.

CM 2013-038

The Commission, pursuant to subsection 24(9) of the *House of Assembly Accountability, Integrity and Administration Act*, approved expense claims totaling \$420.00 for the Member for St. John's South which were submitted by the Member later than the 60-day deadline as required under subsection 7(6) of the *Members' Resources and Allowances Rules*.

CM 2013-039

The Commission, pursuant to subsection 24(9) of the *House of Assembly Accountability, Integrity and Administration Act*, approved expense claims totaling \$118.00 for the Member for Trinity-Bay de Verde which were submitted by the Member later than the 60-day deadline as required under subsection 7(6) of the *Members' Resources and Allowances Rules*.

CM 2013-040

The Commission, pursuant to subsection 24(9) of the *House of Assembly Accountability, Integrity and Administration Act*, approved expense claims totaling \$169.50 for the Member for Trinity North which were submitted by the Member later than the 60-day deadline as required under subsection 7(6) of the *Members' Resources and Allowances Rules*.

CM 2013-041

The Commission, pursuant to paragraph 23(2)(a) of the *House of Assembly Accountability, Integrity and Administration Act*, appointed Mr. Andrew Parsons, MHA Burgeo-LaPoile, as a member of the Audit Committee, effective immediately.

CM 2013-042

The Commission, pursuant to subsections 20(7) and 15(5), and sections 20 and 64 of the *House of Assembly Accountability, Integrity and Administration Act*, gave final approval to the following proposed amendments to the *Members' Resources and Allowances Rules*, subject to final wording by the Office of the Legislative Counsel:

1. Section 10 of the *Members' Resources and Allowances Rules* is amended by adding immediately after subsection (2) the following:

“(2.1) Subsection (2) does not apply to an allowance claimed under subsection 19(4).”

2. Subsections 18(2), (3) and (4) of the Rules are repealed and the following is substituted:

“(2) A member is entitled to the constituency office accommodation expenses described in subsection 19(1).

(3) The maximum allowance available to a member for office operations and supplies is \$12,000.”

3. Subsection 19(1) of the Rules is amended by deleting the words and figures:

“allowance referred to in paragraph 18(2)(a)” and substituting the words and figures “expenses referred to in subsection 18(2)”.

4. Subsection 20(7) of the Rules is repealed.
5. The Rules are amended by adding immediately after section 33 the following:

“33.1 (1) Notwithstanding sections 31 and 33, a member whose permanent residence is outside the

capital region at a distance greater than commuting distance may opt to travel between that residence and the capital region each day that the House of Assembly is in session and sitting and may claim the actual transportation cost of each daily return trip.

(2) A member who opts to claim an actual transportation cost for a day under subsection (1) cannot claim for costs described in paragraphs 31(1)(b) and (c) and 33(1)(b) and (c).

(3) This section shall apply only to members who represent the Districts of:

- a) Bellevue
- b) Carbonear-Harbour Grace
- c) Ferryland
- d) Harbour Main
- e) Placentia-St. Mary's
- f) Port de Grave; and
- g) Trinity-Bay de Verde.

6. Subsection 38(3) is amended by adding immediately after the word "*Schedule*" the letter "A".
7. The Rules are amended by adding immediately after section 38 the following:

"Helicopter travel

38.1 (1) Where less expensive travel is not available a member from a district listed in Schedule B may, with the prior approval of the Speaker, be reimbursed for the cost of helicopter travel while acting on constituency business within his or her constituency.

(2) The maximum amount which a member may claim in a fiscal year for intra-constituency travel under this section is the amount set out in Schedule B.

8. Subsection 46(3) is amended by adding immediately before paragraph (f) the following:

"(e.2) the expense of renting short term accommodation in one or more locations in the member's constituency to facilitate travel of the member throughout the district to meet with residents on constituency issues;

9. The Schedule to the Act is repealed and the following is substituted:

Schedule A
House Operations
Estimates of Intra-Constituency Costs


Riding No.	Riding Name	Total
1	Baie Verte-Springdale	\$10,100
2	Bay of Islands	12,500
3	Bellevue	13,100
4	Bonavista North	10,100
5	Bonavista South	10,100
6	Burgeo-LaPoile	11,300
7	Burin-Placentia West	8,200
8	Cape St. Francis	7,200
9	Carbonear-Harbour Grace	7,700
10	Cartwright-L'Anse au Clair	25,600
11	Conception Bay East-Bell Island	7,700
12	Conception Bay South	7,200
13	Exploits	10,100
14	Ferryland	10,100
15	Fortune Bay-Cape La Hune	16,300
16	Gander	7,700
17	Grand Bank	12,000
18	Grand Falls-Windsor-Buchans	9,100
19	Grand Falls-Windsor-Green Bay South	7,200
20	Harbour Main	6,900
21	Humber East	6,300
22	Humber Valley	12,000
23	Humber West	8,200
24	Kilbride	7,200
25	Labrador West	7,700
26	Lake Melville	8,000
27	Lewisporte	9,200
28	Mount Pearl North	6,000
29	Mount Pearl South	6,000
30	Placentia-St. Mary's	11,500
31	Port au Port	6,800
32	Port de Grave	7,700
33	Signal Hill-Quidi Vidi	6,000
34	St. Barbe	11,900
35	St. George's-Stephenville East	7,700
36	St. John's Centre	6,000
37	St. John's East	6,000
38	St. John's North	6,000
39	St. John's South	6,000
40	St. John's West	6,000
41	Terra Nova	10,200
42	The Isle of Notre Dame	9,800

43	The Straits-White Bay North	10,100
44	Topsail	6,000
45	Torngat Mountains	20,700
46	Trinity-Bay de Verde	8,600
47	Trinity North	8,200
48	Virginia Waters	6,000
	Total	<u>\$442,000</u>

Schedule B
Helicopter Allocation

Electoral District	Total
Burgeo-LaPoile	\$21,000
Cartwright-L'Anse au Clair	21,000
Fortune Bay-Cape La Hune	24,600
Torngat Mountains	10,500

Adjournment: 5:42 p.m.
Hon. Ross Wiseman, MHA
Speaker and Chair



Sandra Barnes
Clerk and Secretary to the Commission



**House of Assembly
Newfoundland and Labrador**

**Minutes of the House of Assembly
Management Commission**

Date: May 15, 2013

Location: House of Assembly Chamber

Time: 8:45 a.m.

Members Present:

Hon. Ross Wiseman, Speaker

Ms. Sandra Barnes, Clerk of the House of Assembly

Ms. Lorraine Michael, MHA (NDP) Signal Hill - Quidi Vidi

Hon. Darin King, Government House Leader

Mr. Vaughn Granter, MHA (PC) Humber West

Hon. Joan Shea, MHA (PC) St. Georges – Stephenville

Mr. Dwight Ball, MHA (L) Humber Valley

Other

Mr. Wade Verge, MHA (PC), Lewisporte, Deputy Speaker

Ms. Marie Keefe, Policy & Communications Officer

Regrets

Mr. Andrew Parsons, MHA (L) Burgeo-LaPoile

The Commission held a brief *in camera* meeting to discuss a budget issue. The decision was deferred pending additional information being provided to the Commission.


CM 2013-043

The Minutes of the House of Assembly Management Commission meeting held on April 23, 2013 were approved as read.

The financial reports for the Legislature for the period April 1, 2012 to December 31, 2012 were provided to the Commission. The Members' Accountability and Disclosure Reports for the same period were also provided.

The budget transfers processed during the fiscal year 2012 – 2013 were provided to the Commission in accordance with the Transfer of Funds Policy, April 2008

Adjournment: 9:13 a.m.
Hon. Ross Wiseman, MHA
Speaker and Chair



Sandra Barnes
Clerk and Secretary to the Commission



**House of Assembly
Newfoundland and Labrador**

**Minutes of the House of Assembly
Management Commission**

Date: July 16, 2013

Location: House of Assembly Chamber

Time: 9:25 a.m.

Members Present:

Hon. Ross Wiseman, Speaker

Ms. Sandra Barnes, Clerk of the House of Assembly

Ms. Lorraine Michael, MHA (NDP) Signal Hill - Quidi Vidi

Hon. Darin King, Government House Leader

Mr. Vaughn Granter, MHA (PC) Humber West

Hon. Joan Shea, MHA (PC) St. Georges – Stephenville

Other

Ms. Marie Keefe, Policy & Communications Officer

Regrets

Mr. Dwight Ball, MHA (L) Humber Valley

Mr. Andrew Parsons, MHA (L) Burgeo-LaPoile

At an *in camera* meeting, the Commission made the following budget decisions:


CM 2013-044

The Commission approved the pre-commitment of funds up to \$114,300 for the 2014-15 fiscal year to provide for the costs related to the joint conference of the Canadian Council of Public Accounts Committees (CCPAC) and the Canadian Council of Legislative Auditors.

CM 2013-045

The Commission approved a guest program that is cost recoverable for the joint conference of the Canadian Council of Public Accounts Committees (CCPAC) and the Canadian Council of Legislative Auditors.

Adjournment: 10:50 a.m.
Hon. Ross Wiseman, MHA
Speaker and Chair


Sandra Barnes
Clerk and Secretary to the Commission



**House of Assembly
Newfoundland and Labrador**

**Minutes of the House of Assembly
Management Commission**

Date: September 18, 2013

Location: House of Assembly Chamber

Time: 9:05 a.m.

Members Present:

Hon. Ross Wiseman, Speaker

Ms. Sandra Barnes, Clerk of the House of Assembly

Ms. Lorraine Michael, MHA (NDP) Signal Hill - Quidi Vidi

Hon. Darin King, Government House Leader

Mr. Vaughn Granter, MHA (PC) Humber West

Hon. Joan Shea, MHA (PC) St. Georges – Stephenville

Mr. Andrew Parsons, MHA (L) Burgeo-LaPoile

Other

Ms. Marie Keefe, Policy & Communications Officer

Mr. Wade Verge, MHA, Lewisporte, Deputy Speaker

Regrets

Mr. Dwight Ball, MHA (L) Humber Valley

CM 2013-046 The Minutes of the House of Assembly Management Commission meetings held on May 15, 2013 and July 16, 2013 were approved as read.

The Clerk reported an authorization given for furniture and equipment expenditures for the period ending September 11, 2013. The amount of \$255.63 was approved for a table for the constituency office of Mr. Glen Little, Member for the District of Bonavista South.

The Speaker reported the following authorization under Delegated Authority Respecting Urgent Matters for the period ending September 11, 2013:

The Speaker, under authority delegated by **CM 2008-095**, approved the issuance of a Cabinet paper to request special warrant funding, in consultation with the Government House Leader, Official Opposition House Leader and the Leader of the Third Party. The Cabinet paper requested approval of special warrant funding in the amount of \$147,200 within the Vote of the Legislature, to provide funds to hold the by-election in the District of Cartwright L'Anse au Clair.

The financial reports for the Legislature for the periods April 1, 2013 to June 30, 2013 and April 1, 2012 - March 31, 2013 were provided to the Commission. The Members' Accountability and Disclosure Reports were provided for the period April 1, 2012 - March 31, 2013.

CM 2013-047 The Commission approved the recommendation of the Audit Committee that the Auditor General be appointed the auditor of the House of Assembly and Statutory Offices for the year ending 31 March 2014.

CM 2013-048 The Commission, pursuant to subsection 24(9) of the *House of Assembly Accountability, Integrity and Administration Act*, approved the payment of expenses totaling \$2,526.12 for the Member for Terra Nova, with the expenses to be paid within the appropriate allocation for the 2013-14 fiscal year.


CM 2013-049 The Commission, pursuant to subsection 24(9) of the *House of Assembly Accountability, Integrity and Administration Act*, approved the payment of expenses totaling \$306.00 for the Member for Trinity-Bay de Verde, with the expenses to be paid within the appropriate allocation for the 2013-14 fiscal year.

CM 2013-050 The Commission, pursuant to subsection 24(9) of the *House of Assembly Accountability, Integrity and Administration Act*, approved payment of the invoice totaling \$56.50 for the Member for Mount Pearl South, with the expenses to be paid within the appropriate allocation for the 2013-14 fiscal year.

CM 2013-051 The Commission, pursuant to subsection 24(9) of the *House of Assembly Accountability, Integrity and Administration Act*, approved the payment of expenses totaling \$36.75 and \$56.00 for the Member St. George's-Stephenville East, with the expenses to be paid within the appropriate allocation for the 2013-14 fiscal year.

CM 2013-052 The Commission, pursuant to subsection 24(9) of the *House of Assembly Accountability, Integrity and Administration Act*, approved the payment of expenses totaling \$100.00 for the Member for Conception Bay East-Bell Island.

Adjournment: 9:30 a.m.
Hon. Ross Wiseman, MHA
Speaker and Chair



Sandra Barnes
Clerk and Secretary to the Commission



**House of Assembly
Newfoundland and Labrador**

**Minutes of the House of Assembly
Management Commission**

Date: December 11, 2013

Location: House of Assembly Chamber

Time: 8:35 a.m.

Members Present:

Hon. Ross Wiseman, Speaker

Ms. Sandra Barnes, Clerk of the House of Assembly

Ms. Lorraine Michael, MHA (NDP) Signal Hill - Quidi Vidi

Hon. Joan Shea, MHA (PC) St. Georges – Stephenville

Hon. Darin King, Government House Leader

Mr. Andrew Parsons, MHA (L) Burgeo-LaPoile

Mr. Dwight Ball, MHA (L) Humber Valley

Mr. Kevin Parsons, MHA (PC) Cape St. Francis

Other

Ms. Marie Keefe, Policy & Communications Officer

Mr. Wade Verge, MHA, Lewisporte, Deputy Speaker

The Commission agreed with the Speaker's request to add a new agenda item respecting the appointment of a new Chair for the Audit Committee.

CM 2013-053 The Commission, at an *in camera* meeting, approved the abolition of the position of Assistant Commissioner of the Office of the Information and Privacy Commissioner.

CM 2013-054 The Commission, at an *in camera* meeting, waived the 2-day waiting period for decision confirmation to expedite the timely implementation of **CM 2013-053**.

CM 2013-055 The Minutes of the House of Assembly Management Commission meeting held on September 18, 2013 were approved as read.

CM 2013-056 The Commission, pursuant to subsection 23(3) of the *House of Assembly Accountability, Integrity and Administration Act*, appointed Mr. Kevin Parsons, Member for Cape St. Francis, as Chair of the Audit Committee, effective immediately.


CM 2013-057 The Commission approved the audited financial information for April 1, 2012 to March 31, 2013 for the House of Assembly and its Statutory Offices as recommended by the Audit Committee.

The financial reports for the Legislature for the periods April 1, 2013 to September 30, 2013 were provided to the Commission. The Members' Accountability and Disclosure Reports were provided for the same period.

CM 2013-058 The Commission, pursuant to subsection 24(9) of the *House of Assembly Accountability, Integrity and Administration Act*, approved payment of an invoice totaling \$224.87 for the Member for Port de Grave.

CM 2013-059 The Commission, pursuant to subsection 24(9) of the *House of Assembly Accountability, Integrity and Administration Act*, approved the payment of expenses totaling \$122.27 and \$72.94 for the Member for Terra Nova.

Adjournment: 9:00 a.m.
Hon. Ross Wiseman, MHA
Speaker and Chair


Sandra Barnes
Clerk and Secretary to the Commission



**House of Assembly
Newfoundland and Labrador**

**Minutes of the House of Assembly
Management Commission**

Date: March 5, 2014

Location: House of Assembly Chamber

Time: 1:30 p.m.

Members Present:

Hon. Ross Wiseman, Speaker

Ms. Sandra Barnes, Clerk of the House of Assembly

Hon. Darin King, Government House Leader

Ms. Lorraine Michael, MHA (NDP) Signal Hill - Quidi Vidi

Mr. John Dinn, MHA (PC) Kilbride

Mr. Andrew Parsons, MHA (L) Burgeo - LaPoile

Hon. Joan Shea, MHA (PC) St. Georges – Stephenville

Regrets:

Mr. Dwight Ball, MHA (L) Humber Valley

Other

Mr. Wade Verge, MHA (PC) Lewisporte, Deputy Speaker

Ms. Marie Keefe, Policy & Communications Officer, Clerk's Office

In Camera Budget Meeting


CM 2014-001

The Commission, at an *in camera* meeting, approved the 2014 - 2015 estimates for the Legislature to be forwarded to the Minister of Finance for inclusion in the 2014 Estimates and voted on in the Legislature.

CM 2014-002

In order to give effect to budget decisions, the Commission, at an *in camera* budget meeting, approved the creation of one permanent full-time Systemic Advocacy Consultant position in the Office of the Child and Youth Advocate.

Adjournment: 4:00 p.m.
Hon. Ross Wiseman, MHA
Speaker and Chair



Sandra Barnes
Clerk and Secretary to the Commission



**House of Assembly
Newfoundland and Labrador**

**Minutes of the House of Assembly
Management Commission**

Date: March 13, 2014

Location: House of Assembly Chamber

Time: 8:45 a.m.

Members Present:

Hon. Ross Wiseman, Speaker
Ms. Sandra Barnes, Clerk of the House of Assembly
Ms. Lorraine Michael, MHA (NDP) Signal Hill - Quidi Vidi
Hon. Joan Shea, MHA (PC) St. Georges – Stephenville
Hon. Darin King, Government House Leader
Mr. Andrew Parsons, MHA (L) Burgeo-LaPoile
Mr. Dwight Ball, MHA (L) Humber Valley
Mr. Kevin Pollard, MHA (PC) Baie Verte - Springdale

Other

Ms. Marie Keefe, Policy & Communications Officer
Mr. Wade Verge, MHA, Lewisporte, Deputy Speaker

- CM 2014-003** The Minutes of the House of Assembly Management Commission meeting held on December 11, 2013 were approved as read.
- CM 2013-004** The Minutes of the House of Assembly Management Commission meeting held on March 5, 2014 were approved as read.
- CM 2014-005** For the purpose of the planning and reporting requirements under the Transparency and Accountability Act, the Commission approved the Activity categorization for the House of Assembly Service; the

Office of the Citizens' Representative; the Office of the Information and Privacy Commissioner; and, the Office of the Chief Electoral Officer and Commissioner for Legislative Standards. The Commission approved the Business categorization for the Office of the Child and Youth Advocate. These categorizations were based on the 2014 assessments using the approved criteria.

CM 2014-006

The Commission approved the following Transfer of Funds:

From:

Subdivision 1.1.01.06 Administrative Support – Purchased Services \$700

To:

Subdivision 1.1.07.10 Official Opposition Caucus – Grants and Subsidies \$700

CM 2014-007

Pursuant to Subsection 20(7) and Section 64 of the *House of Assembly Accountability, Integrity and Administration Act*, the Commission approved the following amendments to Schedule A of the *Members' Resources and Allowances Rules*, subject to approval of the House of Assembly and final wording by the Office of the Legislative Counsel.

Mr. Kevin Pollard recused himself from the vote as his District of Baie Verte - Springdale was one of the Districts affected by the proposed amendments.

The Schedule A of the *House of Assembly Accountability, Integrity and Administration Act* is repealed and the following is substituted:

**Schedule A
Intra-Constituency Allowances**

District No.	Electoral District	Total
1	Baie Verte - Springdale	\$11,900
2	Bay of Islands	\$12,500
3	Bellevue	\$13,100
4	Bonavista North	\$10,100
5	Bonavista South	\$10,100
6	Burgeo - LaPoile	\$11,300
7	Burin - Placentia West	\$8,200

8	Cape St. Francis	\$7,200
9	Carbonear - Harbour Grace	\$7,700
10	Cartwright - L'Anse au Clair	\$25,600
11	Conception Bay East - Bell Island	\$7,700
12	Conception Bay South	\$6,100
13	Exploits	\$10,100
14	Ferryland	\$10,100
15	Fortune Bay - Cape La Hune	\$16,300
16	Gander	\$7,700
17	Grand Bank	\$12,000
18	Grand Falls-Windsor - Buchans	\$9,100
19	Grand Falls-Windsor – Green Bay South	\$9,700
20	Harbour Main	\$6,900
21	Humber East	\$6,300
22	Humber Valley	\$12,000
23	Humber West	\$7,100
24	Kilbride	\$6,100
25	Labrador West	\$7,700
26	Lake Melville	\$6,900
27	Lewisporte	\$9,200
28	Mount Pearl North	\$6,000
29	Mount Pearl South	\$6,000
30	Placentia - St. Mary's	\$11,500
31	Port au Port	\$6,800
32	Port de Grave	\$7,700
33	Signal Hill - Quidi Vidi	\$6,000
34	St. Barbe	\$11,900
35	St. George's - Stephenville East	\$7,700
36	St. John's Centre	\$6,000
37	St. John's East	\$6,000
38	St. John's North	\$6,000
39	St. John's South	\$6,000
40	St. John's West	\$6,000
41	Terra Nova	\$12,700
42	The Isles of Notre Dame	\$9,800
43	The Straits - White Bay North	\$10,800
44	Topsail	\$6,000
45	Torngat Mountains	\$20,700
46	Trinity - Bay de Verde	\$8,600
47	Trinity North	\$8,200
48	Virginia Waters	<u>\$6,000</u>

Total

\$445,100

- CM 2014-008** The Commission, pursuant to subsection 23(3) of the *House of Assembly Accountability, Integrity and Administration Act*, appointed Mr. Kevin Pollard, Member for Baie Verte-Springdale, as Member and Chair of the Audit Committee, effective immediately.
- CM 2014-009** The Commission, pursuant to subsection 24(9) of the *House of Assembly Accountability, Integrity and Administration Act*, approved payment of an invoice totaling \$791.15 for the Member for Mount Pearl South.
- CM 2014-010** The Commission, pursuant to subsection 24(9) of the *House of Assembly Accountability, Integrity and Administration Act*, approved the payment of expenses totaling \$100.00 for the Member for St. Barbe.
- CM 2014-011** The Commission deferred a Decision on the request from the Member for Placentia - St. Mary's pending further analysis to be brought forward for consideration at a future meeting of the Commission.

Adjournment: 9:35 a.m.
Hon. Ross Wiseman, MHA
Speaker and Chair



Sandra Barnes
Clerk and Secretary to the Commission



*HOUSE OF ASSEMBLY
NEWFOUNDLAND & LABRADOR*

Appendix B Rule Amendments



The following rule amendments were approved by the Commission for the fiscal year ended March 31, 2014:

CM 2013-042

The Commission, pursuant to subsections 20(7) and 15(5), and sections 20 and 64 of the *House of Assembly Accountability, Integrity and Administration Act*, gave final approval to the following proposed amendments to the *Members' Resources and Allowances Rules*, subject to final wording by the Office of the Legislative Counsel:

1. Section 10 of the *Members' Resources and Allowances Rules* is amended by adding immediately after subsection (2) the following:

“(2.1) Subsection (2) does not apply to an allowance claimed under subsection 19(4).”

2. Subsections 18(2), (3) and (4) of the Rules are repealed and the following is substituted:

“(2) A member is entitled to the constituency office accommodation expenses described in subsection 19(1).

(3) The maximum allowance available to a member for office operations and supplies is \$12,000.”

3. Subsection 19(1) of the Rules is amended by deleting the words and figures:

“allowance referred to in paragraph 18(2)(a)” and substituting the words and figures “expenses referred to in subsection 18(2)”.

4. Subsection 20(7) of the Rules is repealed.

5. The Rules are amended by adding immediately after section 33 the following:

“33.1 (1) Notwithstanding sections 31 and 33, a



member whose permanent residence is outside the capital region at a distance greater than commuting distance may opt to travel between that residence and the capital region each day that the House of Assembly is in session and sitting and may claim the actual transportation cost of each daily return trip.

(2) A member who opts to claim an actual transportation cost for a day under subsection (1) cannot claim for costs described in paragraphs 31(1)(b) and (c) and 33(1)(b) and (c).

(3) This section shall apply only to members who represent the Districts of:

- a) Bellevue
- b) Carbonear-Harbour Grace
- c) Ferryland
- d) Harbour Main
- e) Placentia-St. Mary's
- f) Port de Grave; and
- g) Trinity-Bay de Verde.

6. Subsection 38(3) is amended by adding immediately after the word "*Schedule*" the letter "A".

7. The Rules are amended by adding immediately after section 38 the following:

"Helicopter travel

38.1 (1) Where less expensive travel is not available a member from a district listed in Schedule B may, with the prior approval of the Speaker, be reimbursed for the cost of helicopter travel while acting on constituency business within his or her constituency.

(2) The maximum amount which a member may claim in a fiscal year for intra-constituency travel under this section is the amount set out in Schedule B.

8. Subsection 46(3) is amended by adding immediately before paragraph (f) the following:

"(e.2) the expense of renting short term accommodation in



one or more locations in the member's constituency to facilitate travel of the member throughout the district to meet with residents on constituency issues;

9. The Schedule to the Act is repealed and the following is substituted:

Schedule A
House Operations
Estimates of Intra-Constituency Costs

Riding No.	Riding Name	Total
1	Baie Verte-Springdale	\$10,100
2	Bay of Islands	12,500
3	Bellevue	13,100
4	Bonavista North	10,100
5	Bonavista South	10,100
6	Burgeo-LaPoile	11,300
7	Burin-Placentia West	8,200
8	Cape St. Francis	7,200
9	Carbonear-Harbour Grace	7,700
10	Cartwright-L'Anse au Clair	25,600
11	Conception Bay East-Bell Island	7,700
12	Conception Bay South	7,200
13	Exploits	10,100
14	Ferryland	10,100
15	Fortune Bay-Cape La Hune	16,300
16	Gander	7,700
17	Grand Bank	12,000
18	Grand Falls-Windsor-Buchans	9,100
19	Grand Falls-Windsor-Green Bay South	7,200
20	Harbour Main	6,900
21	Humber East	6,300
22	Humber Valley	12,000
23	Humber West	8,200
24	Kilbride	7,200
25	Labrador West	7,700
26	Lake Melville	8,000
27	Lewisporte	9,200
28	Mount Pearl North	6,000
29	Mount Pearl South	6,000
30	Placentia-St. Mary's	11,500
31	Port au Port	6,800



32	Port de Grave	7,700
33	Signal Hill-Quidi Vidi	6,000
34	St. Barbe	11,900
35	St. George's-Stephenville East	7,700
36	St. John's Centre	6,000
37	St. John's East	6,000
38	St. John's North	6,000
39	St. John's South	6,000
40	St. John's West	6,000
41	Terra Nova	10,200
42	The Isle of Notre Dame	9,800
43	The Straits-White Bay North	10,100
44	Topsail	6,000
45	Torngat Mountains	20,700
46	Trinity-Bay de Verde	8,600
47	Trinity North	8,200
48	Virginia Waters	6,000
	Total	<u>\$442,000</u>

Schedule B
Helicopter Allocation

Electoral District	Total
Burgeo-LaPoile	\$21,000
Cartwright-L'Anse au Clair	21,000
Fortune Bay-Cape La Hune	24,600
Torngat Mountains	10,500

CM 2014-007 Pursuant to Subsection 20(7) and Section 64 of the *House of Assembly Accountability, Integrity and Administration Act*, the Commission approved the following amendments to Schedule A of the *Members' Resources and Allowances Rules*, subject to approval of the House of Assembly and final wording by the Office of the Legislative Counsel.



The Schedule A of the *House of Assembly Accountability, Integrity and Administration Act* is repealed and the following is substituted:

Schedule A
Intra-Constituency Allowances

District No.	Electoral District	Total
1	Baie Verte - Springdale	\$11,900
2	Bay of Islands	\$12,500
3	Bellevue	\$13,100
4	Bonavista North	\$10,100
5	Bonavista South	\$10,100
6	Burgeo - LaPoile	\$11,300
7	Burin - Placentia West	\$8,200
8	Cape St. Francis	\$7,200
9	Carbonear - Harbour Grace	\$7,700
10	Cartwright - L'Anse au Clair	\$25,600
11	Conception Bay East - Bell Island	\$7,700
12	Conception Bay South	\$6,100
13	Exploits	\$10,100
14	Ferryland	\$10,100
15	Fortune Bay - Cape La Hune	\$16,300
16	Gander	\$7,700
17	Grand Bank	\$12,000
18	Grand Falls-Windsor - Buchans Grand Falls-Windsor - Green Bay	\$9,100
19	South	\$9,700
20	Harbour Main	\$6,900
21	Humber East	\$6,300
22	Humber Valley	\$12,000
23	Humber West	\$7,100
24	Kilbride	\$6,100
25	Labrador West	\$7,700
26	Lake Melville	\$6,900
27	Lewisporte	\$9,200
28	Mount Pearl North	\$6,000
29	Mount Pearl South	\$6,000
30	Placentia - St. Mary's	\$11,500
31	Port au Port	\$6,800



32	Port de Grave	\$7,700
33	Signal Hill - Quidi Vidi	\$6,000
34	St. Barbe	\$11,900
35	St. George's - Stephenville East	\$7,700
36	St. John's Centre	\$6,000
37	St. John's East	\$6,000
38	St. John's North	\$6,000
39	St. John's South	\$6,000
40	St. John's West	\$6,000
41	Terra Nova	\$12,700
42	The Isle of Notre Dame	\$9,800
43	The Straits - White Bay North	\$10,800
44	Topsail	\$6,000
45	Torngat Mountains	\$20,700
46	Trinity - Bay de Verde	\$8,600
47	Trinity North	\$8,200
48	Virginia Waters	<u>\$6,000</u>
	Total	\$445,100



*HOUSE OF ASSEMBLY
NEWFOUNDLAND & LABRADOR*

Appendix C Appeal of Claims by Members



The following rulings were issued by the Commission during the reporting period in response to Member appeals under Section 24 of the *House of Assembly Accountability, Integrity and Administration Act*:

- CM 2013-036** The Commission, pursuant to subsection 24(9) of the *House of Assembly Accountability, Integrity and Administration Act*, approved expense claims totaling \$84.74 for the Member for Burgeo-LaPoile which were submitted by the Member later than the 60-day deadline as required under subsection 7(6) of the *Members' Resources and Allowances Rules*.
- CM 2013-037** The Commission, pursuant to subsection 24(9) of the *House of Assembly Accountability, Integrity and Administration Act*, approved expense claims totaling \$78.04 and \$79.54 for the Member for Mount Pearl North which were submitted by the Member later than the 60-day deadline as required under subsection 7(6) of the *Members' Resources and Allowances Rules*.
- CM 2013-038** The Commission, pursuant to subsection 24(9) of the *House of Assembly Accountability, Integrity and Administration Act*, approved expense claims totaling \$420.00 for the Member for St. John's South which were submitted by the Member later than the 60-day deadline as required under subsection 7(6) of the *Members' Resources and Allowances Rules*.
- CM 2013-039** The Commission, pursuant to subsection 24(9) of the *House of Assembly Accountability, Integrity and Administration Act*, approved expense claims totaling \$118.00 for the Member for Trinity-Bay de Verde which were submitted by the Member later than the 60-day deadline as required under subsection 7(6) of the *Members' Resources and Allowances Rules*.
- CM 2013-040** The Commission, pursuant to subsection 24(9) of the *House of Assembly Accountability, Integrity and Administration Act*,



approved expense claims totaling \$169.50 for the Member for Trinity North which were submitted by the Member later than the 60-day deadline as required under subsection 7(6) of the *Members' Resources and Allowances Rules*.

CM 2013-048 The Commission, pursuant to subsection 24(9) of the *House of Assembly Accountability, Integrity and Administration Act*, approved the payment of expenses totaling \$2,526.12 for the Member for Terra Nova, with the expenses to be paid within the appropriate allocation for the 2013-14 fiscal year.

CM 2013-049 The Commission, pursuant to subsection 24(9) of the *House of Assembly Accountability, Integrity and Administration Act*, approved the payment of expenses totaling \$306.00 for the Member Trinity-Bay de Verde, with the expenses to be paid within the appropriate allocation for the 2013-14 fiscal year.

CM 2013-050 The Commission, pursuant to subsection 24(9) of the *House of Assembly Accountability, Integrity and Administration Act*, approved payment of the invoice totaling \$56.50 for the Member for Mount Pearl South, with the expenses to be paid within the appropriate allocation for the 2013-14 fiscal year.

CM 2013-051 The Commission, pursuant to subsection 24(9) of the *House of Assembly Accountability, Integrity and Administration Act*, approved the payment of expenses totaling \$36.75 and \$56.00 for the Member St. George's-Stephenville East, with the expenses to be paid within the appropriate allocation for the 2013-14 fiscal year.

CM 2013-052 The Commission, pursuant to subsection 24(9) of the *House of Assembly Accountability, Integrity and Administration Act*,



approved the payment of expenses totaling \$100.00 for the Member for Conception Bay East-Bell Island.

CM 2013-058

The Commission, pursuant to subsection 24(9) of the *House of Assembly Accountability, Integrity and Administration Act*, approved payment of an invoice totaling \$224.87 for the Member for Port de Grave.

CM 2013-059

The Commission, pursuant to subsection 24(9) of the *House of Assembly Accountability, Integrity and Administration Act*, approved the payment of expenses totaling \$122.27 and \$72.94 for the Member for Terra Nova.

CM 2014-009

The Commission, pursuant to subsection 24(9) of the *House of Assembly Accountability, Integrity and Administration Act*, approved payment of an invoice totaling \$791.15 for the Member for Mount Pearl South.

CM 2014-010

The Commission, pursuant to subsection 24(9) of the *House of Assembly Accountability, Integrity and Administration Act*, approved the payment of expenses totaling \$100.00 for the Member for St. Barbe.



*HOUSE OF ASSEMBLY
NEWFOUNDLAND & LABRADOR*

Appendix D

Financial Information & Management Certification

31 March 2014

**HOUSE OF ASSEMBLY
AND ITS STATUTORY OFFICES**

**FINANCIAL INFORMATION
AND
MANAGEMENT CERTIFICATION**

MARCH 31, 2014

**HOUSE OF ASSEMBLY
AND ITS STATUTORY OFFICES**

FINANCIAL INFORMATION

MARCH 31, 2014



**AUDITOR
GENERAL**
of Newfoundland and Labrador

INDEPENDENT AUDITOR'S REPORT

To the Members of the House of Assembly Management Commission
Province of Newfoundland and Labrador

I have audited the financial information of the House of Assembly and its statutory offices (the Assembly), which comprises the schedule of assets and liabilities as at March 31, 2014, the schedule of expenditure and related revenue, the schedule of gross expenditure and unexpended balances for the year then ended and a summary of significant accounting policies and other explanatory information. The financial information has been prepared by management of the Assembly to comply with the requirements of the *House of Assembly Accountability, Integrity and Administration Act* (the *Act*).

I have also audited, in accordance with section 43(6)(b) of the *Act*, the expenses incurred by the Assembly to determine whether they were in accordance with the policies of the House of Assembly Management Commission and, where applicable, the policies of the Executive Branch of Government.

As well, I have audited in accordance with section 43(6)(c) of the *Act*, the assessment of the Clerk of the House of Assembly of the effectiveness of the internal controls of the Assembly as at March 31, 2014.

Management's Responsibility for the Financial Information

The management of the Assembly is responsible for the preparation of this financial information in accordance with the accounting policies disclosed in Note 1 and for such internal control as management determines is necessary to enable the preparation of financial information that is free from material misstatement, whether due to fraud or error.

Auditor's Responsibility

My responsibility is to express an opinion on this financial information based on my audit. I conducted my audit in accordance with Canadian generally accepted auditing standards. Those standards require that I comply with ethical requirements and plan and perform the audit to obtain reasonable assurance about whether the financial information is free from material misstatement.

Independent Auditor's Report (cont.)

An audit involves performing procedures to obtain audit evidence about the amounts and disclosures in the financial information. The procedures selected depend on the judgment of the auditor, including the assessment of the risks of material misstatement of the financial information, whether due to fraud or error. In making those risk assessments, the auditor considers internal control relevant to the entity's preparation of the financial information in order to design audit procedures that are appropriate in the circumstances, but not typically for the purpose of expressing an opinion on the effectiveness of the entity's internal control. An audit also includes evaluating the appropriateness of accounting policies used and the reasonableness of accounting estimates made by management, as well as evaluating the overall presentation of the financial information.

I believe that the audit evidence I have obtained in all areas of responsibility is sufficient and appropriate to provide a basis for my audit opinion.

The internal control over financial reporting by the Assembly is a process designed to provide reasonable assurance regarding the reliability of financial reporting and the preparation of financial information. The internal control over financial reporting by the Assembly includes those policies and procedures that: (1) pertain to the maintenance of records that, in reasonable detail, accurately and fairly reflect the transactions and dispositions of the assets of the Assembly; (2) provide reasonable assurance that transactions are recorded as necessary to permit preparation of financial information in accordance with the accounting policies disclosed in the financial information, and that receipts and expenditures of the Assembly are being made only in accordance with proper authorizations; and (3) provide reasonable assurance regarding prevention or timely detection of unauthorized acquisition, use, or disposition of the assets of the Assembly that could have a material effect on the financial information.

Because of its inherent limitations, internal control over financial reporting may not prevent or detect misstatements. Also, projections of any evaluation of effectiveness to future periods are subject to the risk that controls may become inadequate because of changes in conditions, or that the degree of compliance with the policies or procedures may deteriorate.

Opinion

In my opinion, the financial information of the Assembly for the year ended March 31, 2014 is prepared, in all material respects, in accordance with the accounting policies disclosed in Note 1.


Also, in my opinion, the expenses incurred by the Assembly were in accordance with the policies of the House of Assembly Management Commission which were in place during the year and, where applicable, the policies of the Executive Branch of Government.

Independent Auditor's Report (cont.)

As well, in my opinion, the assessment of internal controls by the Clerk of the House of Assembly over financial reporting at the Assembly as at March 31, 2014, was fairly stated and the internal controls over financial reporting at the Assembly were operating effectively, in all material respects, as at that date.

Basis of Accounting

Without modifying my opinion, I draw attention to Note 1 to the financial information, which describes the basis of accounting. The financial information is prepared to assist the House of Assembly Management Commission to comply with the requirements of the *House of Assembly Accountability, Integrity and Administration Act*. As a result, the financial information may not be suitable for another purpose.



TERRY PADDON, CA
Auditor General

August 18, 2014
St. John's, Newfoundland and Labrador

**HOUSE OF ASSEMBLY AND ITS STATUTORY OFFICES
 PROVINCE OF NEWFOUNDLAND AND LABRADOR
 SCHEDULE OF ASSETS AND LIABILITIES**

March 31

2014

2013

ASSETS

Cash held in trust (Note 2)	\$ 1,208	\$ 398
Accounts receivable (Note 3)	374,017	435,372
Prepaid expenses (Note 4)	120,438	101,189
Tangible capital assets (Note 5)	852,804	849,002
Total assets	\$ 1,348,467	\$ 1,385,961

LIABILITIES


Accounts payable	\$ 31,153	\$ 37,138
Accrued payroll	249,658	178,706
Accrued paid and annual leave	1,692,158	1,715,067
Accrued overtime	88,216	252,775
Accrued severance pay (Note 6)	4,381,143	4,212,975
Trust liability (Note 2)	1,208	398
Total liabilities	\$ 6,443,536	\$ 6,397,059

Pensions and Group Health and Life Insurance Benefits (Note 7)


Commitments (Note 8)

See accompanying notes

Signed on behalf of the House of Assembly
 Management Commission:



Chair of the House of Assembly
 Management Commission



Member of the House of Assembly
 Management Commission

HOUSE OF ASSEMBLY AND ITS STATUTORY OFFICES
PROVINCE OF NEWFOUNDLAND AND LABRADOR
SCHEDULE OF EXPENDITURE AND RELATED REVENUE
For the Year Ended March 31, 2014

	<u>Actual</u>	<u>Estimates</u>	
		<u>Amended</u>	<u>Original</u>
HOUSE OF ASSEMBLY			
Administrative Support			
Salaries	\$ 2,024,172	\$ 2,024,200	\$ 1,747,500
Employee benefits	5,310	5,600	4,500
Transportation and communications	59,184	64,800	64,800
Supplies	35,307	46,200	46,200
Professional services	65,291	131,800	155,600
Purchased services	22,062	65,900	72,000
Property, furnishings and equipment	45,618	47,500	122,500
	2,256,944	2,386,000	2,213,100
<u>Revenue - Provincial</u>	<u>(1,377)</u>	<u>-</u>	<u>-</u>
Total: Administrative Support	2,255,567	2,386,000	2,213,100
Legislative Library and Records Management			
Salaries	641,305	641,400	614,200
Employee benefits	1,216	1,300	900
Transportation and communications	3,344	4,200	10,000
Supplies	45,884	47,300	47,000
Purchased services	8,505	8,600	8,500
Total: Legislative Library and Records Management	700,254	702,800	680,600
Hansard and the Broadcast Centre			
Salaries	664,631	664,700	630,000
Employee benefits	250	300	600
Transportation and communications	3,062	3,500	6,000
Supplies	6,514	7,900	7,900
Professional services	23,760	23,800	-
Purchased services	159,058	214,900	279,900
Property, furnishings and equipment	159,937	160,400	10,000
Total: Hansard and the Broadcast Centre	1,017,212	1,075,500	934,400

HOUSE OF ASSEMBLY AND ITS STATUTORY OFFICES
PROVINCE OF NEWFOUNDLAND AND LABRADOR
SCHEDULE OF EXPENDITURE AND RELATED REVENUE
For the Year Ended March 31, 2014

	<u>Actual</u>	<u>Estimates</u>	
		<u>Amended</u>	<u>Original</u>
HOUSE OF ASSEMBLY (cont.)			
Members' Resources			
Salaries	6,392,564	6,401,000	6,556,900
Transportation and communications	2,781	5,000	5,000
Purchased services	1,927	10,000	10,000
Allowances and assistance	1,668,520	2,365,600	2,365,600
Grants and subsidies	1,259	1,400	1,400
	8,067,051	8,783,000	8,938,900
Revenue - Provincial	(63,917)	-	-
Total: Members' Resources	8,003,134	8,783,000	8,938,900
House Operations			
Salaries	292,640	293,300	266,900
Employee benefits	2,850	9,900	9,900
Transportation and communications	62,906	145,500	145,500
Supplies	9,408	17,500	17,500
Professional services	-	3,900	3,900
Purchased services	53,240	76,600	76,600
Property, furnishings and equipment	540	1,700	1,700
Grants and subsidies	13,336	13,400	13,400
	434,920	561,800	535,400
Revenue - Provincial	(7,434)	(15,000)	(15,000)
Total: House Operations	427,486	546,800	520,400
Government Members Caucus			
Salaries	632,621	646,800	632,800
Employee benefits	1,123	1,800	1,800
Transportation and communications	15,928	24,900	24,900
Supplies	8,992	12,700	12,700
Purchased services	3,314	10,500	10,500
Property, furnishings and equipment	580	3,500	3,500
Grants and subsidies	46,757	46,800	46,800
Total: Government Members Caucus	709,315	747,000	733,000

HOUSE OF ASSEMBLY AND ITS STATUTORY OFFICES
PROVINCE OF NEWFOUNDLAND AND LABRADOR
SCHEDULE OF EXPENDITURE AND RELATED REVENUE
For the Year Ended March 31, 2014

	<u>Actual</u>	<u>Estimates</u>	
		<u>Amended</u>	<u>Original</u>
HOUSE OF ASSEMBLY (cont.)			
Official Opposition Caucus			
Salaries	890,592	968,900	918,800
Employee benefits	3,435	3,500	2,000
Transportation and communications	55,300	63,200	70,000
Supplies	18,612	18,700	16,800
Purchased services	19,794	20,300	16,900
Property, furnishings and equipment	1,928	3,800	3,800
Grants and subsidies	11,354	11,400	10,700
Total: Official Opposition Caucus	1,001,015	1,089,800	1,039,000
Third Party Caucus			
Salaries	466,618	466,700	450,400
Employee benefits	1,101	1,400	1,400
Transportation and communications	24,314	25,700	25,700
Supplies	7,197	7,800	11,800
Professional services	5,000	5,000	-
Purchased services	9,704	10,400	10,000
Property, furnishings and equipment	80	1,100	2,500
Grants and subsidies	10,687	10,700	10,700
Total: Third Party Caucus	524,701	528,800	512,500
TOTAL: HOUSE OF ASSEMBLY	14,638,684	15,859,700	15,571,900
OFFICE OF THE CHIEF ELECTORAL OFFICER			
Salaries	1,032,234	1,032,300	869,700
Employee benefits	3,535	4,100	4,500
Transportation and communications	82,680	83,700	50,300
Supplies	12,821	12,900	9,000
Professional services	58,318	59,300	88,000
Purchased services	209,750	210,300	146,000
Property, furnishings and equipment	7,011	7,100	7,000
Grants and subsidies	13,312	16,400	-
Total: Office of the Chief Electoral Officer	1,419,661	1,426,100	1,174,500

**HOUSE OF ASSEMBLY AND ITS STATUTORY OFFICES
 PROVINCE OF NEWFOUNDLAND AND LABRADOR
 SCHEDULE OF EXPENDITURE AND RELATED REVENUE
 For the Year Ended March 31, 2014**

	<u>Actual</u>	<u>Estimates</u>	
		<u>Amended</u>	<u>Original</u>
OFFICE OF THE CITIZENS' REPRESENTATIVE			
Salaries	618,240	618,300	565,500
Employee benefits	3,437	8,000	8,000
Transportation and communications	23,909	46,200	46,200
Supplies	3,541	10,000	10,000
Professional services	6,000	22,600	22,600
Purchased services	67,378	94,400	94,400
Property, furnishings and equipment	2,598	5,000	5,000
Total: Office of the Citizens' Representative	725,103	804,500	751,700
OFFICE OF THE CHILD AND YOUTH ADVOCATE			
Salaries	1,030,231	1,030,300	919,000
Employee benefits	2,026	3,500	3,500
Transportation and communications	50,283	62,200	65,000
Supplies	4,700	6,000	6,000
Professional services	18,059	25,000	25,000
Purchased services	150,186	165,900	165,900
Property, furnishings and equipment	6,710	6,800	4,000
Total: Office of the Child and Youth Advocate	1,262,195	1,299,700	1,188,400
OFFICE OF THE INFORMATION AND PRIVACY COMMISSIONER			
Salaries	1,003,754	1,009,600	991,400
Employee benefits	3,959	4,500	4,500
Transportation and communications	24,959	32,200	32,200
Supplies	13,395	14,200	10,300
Professional services	57,674	57,700	40,000
Purchased services	79,151	126,800	151,500
Property, furnishings and equipment	4,060	4,100	1,000
	1,186,952	1,249,100	1,230,900
Revenue - Provincial	(1,296)	-	-
Total: Office of the Information and Privacy Commissioner	1,185,656	1,249,100	1,230,900
TOTAL: HOUSE OF ASSEMBLY AND ITS STATUTORY OFFICES	\$ 19,231,299	\$ 20,639,100	\$ 19,917,400

See accompanying notes

**HOUSE OF ASSEMBLY AND ITS STATUTORY OFFICES
PROVINCE OF NEWFOUNDLAND AND LABRADOR
SCHEDULE OF GROSS EXPENDITURE AND UNEXPENDED BALANCES
For the Year Ended March 31, 2014**

Original estimates (net)	\$ 19,917,400
Add transfers of estimates	574,500
Add back revenue estimates net of transfers and statutory payments	15,000
Original estimates of expenditure	20,506,900
Supplementary supply	147,200
Total appropriation	20,654,100
Total net expenditure	19,231,299
Add: revenue	74,024
Total gross expenditure	19,305,323
Unexpended balance of appropriation	\$ 1,348,777

See accompanying notes

HOUSE OF ASSEMBLY AND ITS STATUTORY OFFICES
PROVINCE OF NEWFOUNDLAND AND LABRADOR
NOTES TO FINANCIAL INFORMATION
March 31, 2014

Authority, nature of operations and basis of consolidation

The House of Assembly of Newfoundland and Labrador consists of 48 Members each of whom has been elected by the voters in the Provincial district which they represent. The House of Assembly in conjunction with the Lieutenant-Governor is known as the Legislature and its main role is to be the official law maker for all Provincial legislation. The Assembly debates draft legislation, estimates etc. and approves legislation or amendments for signature by the Lieutenant-Governor (Royal Assent).

This financial information reflects the financial operations of the House of Assembly and its Statutory Offices, as defined by the *House of Assembly Accountability, Integrity and Administration Act*. This financial information does not include the financial information of the Office of the Auditor General, which is another Statutory Office of the House of Assembly. The financial information of the Office of the Auditor General is audited by an independent firm of public accountants and presented under separate cover.

1. Summary of Significant Accounting Policies

The Schedule of Assets and Liabilities has been prepared on the accrual basis of accounting, consistent with the basis of accounting used in the preparation of the Consolidated Revenue Fund financial statements of the Province of Newfoundland and Labrador.

The Schedule of Expenditure and Related Revenue and the Schedule of Gross Expenditure and Unexpended Balances have been prepared on the modified cash basis of accounting, consistent with the basis of accounting in the preparation of the Report on the Program Expenditures and Revenues of the Consolidated Revenue Fund. In addition to the actual expenditure and related revenue for the year, for information purposes, the Schedule of Expenditure and Related Revenue includes the original and amended estimates for the House of Assembly and its Statutory Offices.

The accounting policies are also consistent with those used in the preparation of the Consolidated Revenue Fund financial statements except that this financial information does not include a provision for accumulating non-vesting sick leave benefits and non-vesting severance benefits.

2. Cash held in trust

The \$1,208 (2013 - \$398) of cash held in trust is held by the Office of the Chief Electoral Officer. There is a corresponding liability for this amount. These monies, including nomination fees, were deposited by candidates in General Elections and in by-elections from funds provided to the candidates in support of their respective election campaigns.

Candidates' nomination fees of \$200 per candidate are held until candidates file papers to have these fees reimbursed. Excess funds that exceed the campaign limits per the *Elections Act, 1991* are held in trust until the next Provincial general election.

HOUSE OF ASSEMBLY AND ITS STATUTORY OFFICES
PROVINCE OF NEWFOUNDLAND AND LABRADOR
NOTES TO FINANCIAL INFORMATION
March 31, 2014

3. Accounts receivable

	<u>2014</u>	<u>2013</u>
Due from Judgment Enforcements		
- former Members of the House of Assembly	\$ 370,842	\$ 431,297
Other amounts due from Judgment Enforcements	2,766,400	2,602,795
Miscellaneous amounts	3,175	4,075
	<u>3,140,417</u>	<u>3,038,167</u>
Less: allowance for doubtful accounts	<u>2,766,400</u>	<u>2,602,795</u>
Total accounts receivable	\$ 374,017	\$ 435,372

The accounts receivable and the related allowance for doubtful accounts for amounts due from Judgment Enforcements - former Members of the House of Assembly and Other amounts due from Judgment Enforcements were provided by the Office of the Comptroller General.

4. Prepaid expenses

	<u>2014</u>	<u>2013</u>
Prepaid expenses consists of:		
Memberships and subscriptions	\$ 51,886	\$ 61,333
Training and development	4,512	11,780
Travel and other	64,040	28,076
Total prepaid expenses	\$ 120,438	\$ 101,189

5. Tangible capital assets

	<u>2014</u>			<u>2013</u>
	<u>Original Cost</u>	<u>Accumulated Amortization</u>	<u>Net Book Value</u>	<u>Net Book Value</u>
Furniture and equipment	\$1,535,240	\$ 682,436	\$ 852,804	\$ 849,002

These assets are amortized over a 10 year period.

HOUSE OF ASSEMBLY AND ITS STATUTORY OFFICES
PROVINCE OF NEWFOUNDLAND AND LABRADOR
NOTES TO FINANCIAL INFORMATION
March 31, 2014

6. Accrued severance pay

The liability for severance pay in the amount of \$4,381,143 (2013 - \$4,212,975) is reported on the accrual basis of accounting on the Schedule of Assets and Liabilities and is calculated based on years of service and current salary levels.

Members of the House of Assembly are eligible for severance pay when they cease to be Members. Severance pay for Members is based on one month's basic indemnity for each year of service and is prorated for part of the year's service. Minimum severance for Members is three months pay, while maximum is twelve months pay.

Severance pay for political support staff is based on the nature of the termination of employment. Entitlement to severance pay vests with one year or more of uninterrupted service. No provision has been made in this financial information for severance pay for political support staff with less than one year of uninterrupted service. Political support staff who have their employment terminated are entitled to severance pay equal to one month's salary for each year of service. Minimum severance is three months pay, while maximum is twelve months pay. Political support staff who voluntarily resign their positions are entitled to one week's pay for each year of service up to a maximum of twenty weeks.

Severance pay vests with other employees after nine years of uninterrupted service, and accordingly no provision has been made in this financial information for employees who have less than nine years of uninterrupted service with the Province. Severance pay, at the rate of one week's pay for each year of service up to a maximum of twenty weeks pay, is payable when the employee ceases employment with the Province.

7. Pensions and Group Health and Life Insurance Benefits

Members participate in the Members of the House of Assembly Pension Plan (MHA Pension Plan), as defined by the *Members of the House of Assembly Retiring Allowances Act*. Members who were contributing to another private or employer related pension plan may opt out of the MHA Pension Plan for their first General Assembly provided the decision is made prior to the first payment of salary. The Members are required to participate in the MHA Pension Plan upon subsequent re-election.

The staff of the House of Assembly and Statutory Offices participate in the Public Service Pension Plan (PSPP), as defined by the *Public Service Pension Act, 1991*, or the Government Money Purchase Pension Plan (GMPP).

Amounts are paid out of the Consolidated Revenue Fund (CRF) to match the pension contributions of Members and staff who participate in the PSPP or the MHA Pension Plan. Amounts are also paid out of the CRF to generally match the pension contributions of staff who participate in the GMPP. These amounts are costs of the Province of Newfoundland and Labrador, and are not reflected in this financial information as costs of the House of Assembly and its Statutory Offices.

HOUSE OF ASSEMBLY AND ITS STATUTORY OFFICES
PROVINCE OF NEWFOUNDLAND AND LABRADOR
NOTES TO FINANCIAL INFORMATION
March 31, 2014

7. Pensions and Group Health and Life Insurance Benefits (cont.)

Under the *Pensions Funding Act*, the Province is responsible for liabilities for the cost of future pensions in excess of the contributions made by employees, other plan participants and employers. Any unfunded pension liabilities relating to the Members or staff of the House of Assembly and its Statutory Offices are liabilities of the Province and are not reflected in this financial information.

All retired employees and Members of the Legislature who participate in the MHA Pension Plan or the PSPP are eligible to participate in the Province's Group Health and Life Insurance Program. Amounts are paid out of the CRF to match the amounts deducted from those who participate in this program. These amounts are costs of the Province of Newfoundland and Labrador and are not reflected in this financial information.

The Province is responsible for any liability relating to the group health and life insurance program. Any unfunded liabilities relating to the Members or staff of the House of Assembly and its Statutory Offices are liabilities of the Province and are not reflected in this financial information.

Details regarding the MHA Pension Plan, the PSPP, the GMPP and the Group, Health and Life Insurance Program are outlined in the Public Accounts of the Province of Newfoundland and Labrador.

8. Commitments

The House of Assembly and its Statutory Offices have outstanding commitments in the amount of \$1,465,182 relating to the lease of office accommodations. The schedule of payments related to these leases is as follows:

2015	\$ 525,442
2016	446,962
2017	238,938
2018	183,308
2019	<u>70,532</u>
	<u>\$ 1,465,182</u>

9. Income taxes

The House of Assembly and its Statutory Offices are not subject to Provincial or Federal income taxes.

**HOUSE OF ASSEMBLY
AND ITS STATUTORY OFFICES
MANAGEMENT CERTIFICATION**

MARCH 31, 2014

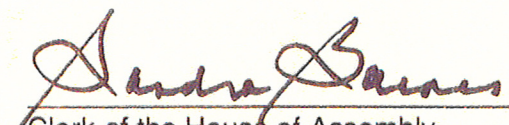



**MANAGEMENT CERTIFICATION
HOUSE OF ASSEMBLY - MARCH 31, 2014**

Pursuant to Paragraph 28(3)(1) of the *House of Assembly Accountability, Integrity and Administration Act*,

I, **Sandra Barnes**, Clerk of the House of Assembly of Newfoundland and Labrador, certify that:

1. I have reviewed the financial information of the House of Assembly and Statutory Offices, as defined in the *House of Assembly Accountability, Integrity and Administration Act*, for the period ending March 31, 2014;
2. Based on my knowledge, the financial information does not contain any untrue statement of a material fact or omit to state a material fact required to be stated or that is necessary to make a statement not misleading in light of the circumstances under which it was made, with respect to the period covered by the financial information;
3. Based on my knowledge, the annual financial information presents in all material respects the results of transactions at the House of Assembly and Statutory Offices as defined in the *House of Assembly Accountability, Integrity and Administration Act*, as of the date and for the periods presented;
4. I am responsible for establishing and maintaining disclosure controls and procedures and internal control over financial reporting for the House of Assembly and Statutory Offices as defined in the *House of Assembly Accountability, Integrity and Administration Act*, and I have:
 - (a) designed such disclosure controls and procedures, or caused them to be designed under my supervision, to provide reasonable assurance that material information relating to the House of Assembly and Statutory Offices, as defined in the *House of Assembly Accountability, Integrity and Administration Act*, is made known to me by others, particularly during the period in which the financial information is being prepared;
 - (b) designed such internal control over financial reporting, or caused it to be designed under my supervision, to provide reasonable assurance regarding the reliability of financial reporting and the preparation of financial information in accordance with the required policies;
 - (c) evaluated the effectiveness of the disclosure controls and procedures as of March 31, 2014 and am satisfied with the effectiveness based on such evaluation; and
 - (d) evaluated the effectiveness of the internal control over financial reporting as of March 31, 2014 and am satisfied with the effectiveness based on such evaluation.


Clerk of the House of Assembly


Date



Appendix E

Members' Salaries, Allowances & Expenses



I certify that the amounts of salaries, allowances and expenses reflected in the report in **Appendix E** as having been paid to or for each Member of the House of Assembly are consistent with the amounts recorded by the Comptroller General and reflected in the Public Accounts of the Province.

I certify that I have reviewed the accounts of Members as contained in **Appendix E** and they are an accurate reflection of the transactions related to those accounts for the 2013-2014 fiscal year.

A handwritten signature in blue ink that reads "Sandra Barnes".

Sandra Barnes
Clerk of the House of Assembly and
Secretary to the Commission



Report 1 – Compensation Paid to Members by the House of Assembly

This report covers the period from April 1, 2013 to March 31, 2014.

The total salaries and other payments were in accordance with the amounts established under the *House of Assembly Accountability, Integrity and Administration Act*.

Compensation Paid to Members by the House of Assembly
April 1, 2013 to March 31, 2014

Member	Member Base Salary (Note 1)	Office Holder Salary (Note 2)	Other (Note 3)	Total
Ball, Dwight	95,157	42,634	6,251	144,042
Bennett, James	95,357	13,517	0	108,874
Brazil, David	95,357	10,785	0	106,142
Collins, Felix	95,357	0	0	95,357
Collins, Sandy	95,357	0	0	95,357
Cornect, Tony	95,357	0	0	95,357
Cross, Eli	95,357	0	1,595	96,952
Crummell, Daniel	95,357	0	0	95,357
Dalley, Derrick	95,357	0	0	95,357
Davis, Paul	95,357	0	0	95,357
Dempster, Lisa	71,885	9,254	0	81,139
Dinn, John	95,357	0	0	95,357
Dunderdale, Kathy	88,022	0	67,106	155,128
Edmunds, Randy	95,357	13,517	0	108,874
Forsey, Clayton	95,357	11,437	0	106,794
French, Terry	95,357	0	0	95,357
Granter, Vaughn	95,357	0	0	95,357
Hedderson, Tom	95,357	0	0	95,357
Hunter, Ray	95,357	0	0	95,357
Hutchings, Keith	94,457	0	0	94,457
Jackman, Clyde	95,357	0	0	95,357
Johnson, Charlene	95,357	0	0	95,357
Jones, Yvonne	3,766	0	77,430	81,196
Joyce, Eddie	95,357	30,047	3,535	128,939
Kennedy, Jerome	49,879	0	38,586	88,465
Kent, Steve	95,357	0	0	95,357
King, Darin	95,357	0	0	95,357
Kirby, Dale	95,357	0	0	95,357
Lane, Paul	95,357	7,278	0	102,635
Little, Glen	95,357	6,239	0	101,596

Littlejohn, Glenn	95,357	13,517	0	108,874
Marshall, Tom	95,357	0	0	95,357
McGrath, Nicholas	95,357	0	0	95,357
Michael, Lorraine	95,357	18,918	10,954	125,229
Mitchelmore, Christopher	95,357	0	1,160	96,517
Murphy, George	95,357	13,517	0	108,874
O'Brien, Kevin	95,357	0	0	95,357
Osborne, Tom	95,157	0	0	95,157
Parsons, Andrew	95,357	26,703	0	122,060
Parsons, Kevin	95,357	0	1,160	96,517
Peach, Calvin	95,357	0	290	95,647
Perry, Tracey	95,357	1,192	0	96,549
Pollard, Kevin	95,357	0	0	95,357
Rogers, Gerry	95,357	13,517	0	108,874
Russell, Keith	95,357	0	0	95,357
Shea, Joan	95,357	0	0	95,357
Slade, Sam	31,541	0	0	31,541
Sullivan, Susan	95,357	0	0	95,357
Verge, Wade	95,357	27,033	0	122,390
Wiseman, Ross	95,357	54,072	12,550	161,979
Totals	4,534,858	313,177	220,617	5,068,652

Note 1: Paid in accordance with the amounts established under section 11 of the *House of Assembly Accountability, Integrity and Administration Act* .

Note 2: Paid in accordance with the amounts established under section 12 of the *House of Assembly Accountability, Integrity and Administration Act* .

Note 3: Includes payments for committee per diems, car allowances, gas and severance.



Report 2 – Member Accountability and Disclosure Reports

This report covers the period from April 1, 2013 to March 31, 2014. The column entitled “Expenditures Processed to Date” details all of the expenditures for the reporting period.

These expenditures are authorized under the *Members’ Resources and Allowances Rules*.



House of Assembly
Newfoundland and Labrador
Member Accountability and Disclosure Report
Expenditures Summarized by Category
01-Apr-13 to 31-Mar-14

BALL, DWIGHT, MHA

Allowance Category	Expenditure Limit for Fiscal Year 2013/14 (Net of HST)	Expenditures Processed 01-Apr-13 to 31-Mar-14 (Net of HST)	Expenditures Year to Date 01-Apr-13 to 31-Mar-14 (Net of HST)	Funds Available (Net of HST)	Percent Expended to Date
Office Allowances					
Office Accommodations	9,888.00	9,888.00	9,888.00	0.00	100.0%
Rental of Short-term Accommodations	--	0.00	0.00	--	--
Office Start-up Costs	427.00	172.99	172.99	254.01	40.5%
Office Operations	10,801.00	5,675.89	5,675.89	5,125.11	52.5%
Total Office Allowances		15,736.88	15,736.88		
Operational Resources					
Operational Resources	--	3,939.88	3,939.88	--	--
Total Operational Resources		3,939.88	3,939.88		
Travel & Living Allowances					
House in Session	--	15,587.74	15,587.74	--	--
House Not in Session	--	918.18	918.18	--	--
Intra & Extra-Constituency Travel	10,619.00	500.24	500.24	10,118.76	4.7%
Helicopter Travel	--	0.00	0.00	--	--
Total Travel & Living Allowances		17,006.16	17,006.16		
Constituency Allowance					
Constituency Allowance	2,655.00	368.18	368.18	2,286.82	13.9%
Total Constituency Allowance		368.18	368.18		
Total Expenditures					
		37,051.10	37,051.10		

---- End of Report ----



House of Assembly
Newfoundland and Labrador
Member Accountability and Disclosure Report
Expenditures Summarized by Category
01-Apr-13 to 31-Mar-14

BENNETT, JIM, MHA

Allowance Category	Expenditure Limit for Fiscal Year 2013/14 (Net of HST)	Expenditures Processed 01-Apr-13 to 31-Mar-14 (Net of HST)	Expenditures Year to Date 01-Apr-13 to 31-Mar-14 (Net of HST)	Funds Available (Net of HST)	Percent Expended to Date
Office Allowances					
Office Accommodations	14,100.00	14,100.00	14,100.00	0.00	100.0%
Rental of Short-term Accommodations	--	0.00	0.00	--	--
Office Start-up Costs	653.00	0.00	0.00	653.00	0.0%
Office Operations	10,801.00	10,574.47	10,574.47	226.53	97.9%
Total Office Allowances		24,674.47	24,674.47		
Operational Resources					
Operational Resources	--	4,368.23	4,368.23	--	--
Total Operational Resources		4,368.23	4,368.23		
Travel & Living Allowances					
House in Session	--	18,250.62	18,250.62	--	--
House Not in Session	--	11,879.93	11,879.93	--	--
Intra & Extra-Constituency Travel	10,421.00	7,531.87	7,531.87	2,889.13	72.3%
Helicopter Travel	--	0.00	0.00	--	--
Total Travel & Living Allowances		37,662.42	37,662.42		
Constituency Allowance					
Constituency Allowance	2,655.00	1,458.22	1,458.22	1,196.78	54.9%
Total Constituency Allowance		1,458.22	1,458.22		
Total Expenditures					
		68,163.34	68,163.34		

---- End of Report ----



House of Assembly
Newfoundland and Labrador
Member Accountability and Disclosure Report
Expenditures Summarized by Category
01-Apr-13 to 31-Mar-14

BRAZIL, DAVID, MHA

Allowance Category	Expenditure Limit for Fiscal Year 2013/14 (Net of HST)	Expenditures Processed 01-Apr-13 to 31-Mar-14 (Net of HST)	Expenditures Year to Date 01-Apr-13 to 31-Mar-14 (Net of HST)	Funds Available (Net of HST)	Percent Expended to Date
Office Allowances					
Office Accommodations	--	0.00	0.00	--	--
Rental of Short-term Accommodations	--	0.00	0.00	--	--
Office Start-up Costs	--	0.00	0.00	--	--
Office Operations	10,801.00	10,424.05	10,424.05	376.95	96.5%
Total Office Allowances		10,424.05	10,424.05		
Operational Resources					
Operational Resources	--	3,250.76	3,250.76	--	--
Total Operational Resources		3,250.76	3,250.76		
Travel & Living Allowances					
House in Session	--	0.00	0.00	--	--
House Not in Session	--	0.00	0.00	--	--
Intra & Extra-Constituency Travel	6,813.00	6,813.00	6,813.00	0.00	100.0%
Helicopter Travel	--	0.00	0.00	--	--
Total Travel & Living Allowances		6,813.00	6,813.00		
Constituency Allowance					
Constituency Allowance	2,655.00	2,088.57	2,088.57	566.43	78.7%
Total Constituency Allowance		2,088.57	2,088.57		
Total Expenditures		22,576.38	22,576.38		

---- End of Report ----



House of Assembly
Newfoundland and Labrador
Member Accountability and Disclosure Report
Expenditures Summarized by Category
01-Apr-13 to 31-Mar-14

COLLINS, FELIX, MHA

Allowance Category	Expenditure Limit for Fiscal Year 2013/14 (Net of HST)	Expenditures Processed 01-Apr-13 to 31-Mar-14 (Net of HST)	Expenditures Year to Date 01-Apr-13 to 31-Mar-14 (Net of HST)	Funds Available (Net of HST)	Percent Expended to Date
Office Allowances					
Office Accommodations	--	0.00	0.00	--	--
Rental of Short-term Accommodations	--	0.00	0.00	--	--
Office Start-up Costs	--	0.00	0.00	--	--
Office Operations	10,801.00	8,712.00	8,712.00	2,089.00	80.7%
Total Office Allowances		8,712.00	8,712.00		
Operational Resources					
Operational Resources	--	3,195.97	3,195.97	--	--
Total Operational Resources		3,195.97	3,195.97		
Travel & Living Allowances					
House in Session	--	1,798.98	1,798.98	--	--
House Not in Session	--	1,875.99	1,875.99	--	--
Intra & Extra-Constituency Travel	10,178.00	102.93	102.93	10,075.07	1.0%
Helicopter Travel	--	0.00	0.00	--	--
Total Travel & Living Allowances		3,777.90	3,777.90		
Constituency Allowance					
Constituency Allowance	2,655.00	305.50	305.50	2,349.50	11.5%
Total Constituency Allowance		305.50	305.50		
Total Expenditures					
		15,991.37	15,991.37		

---- End of Report ----



House of Assembly
Newfoundland and Labrador
Member Accountability and Disclosure Report
Expenditures Summarized by Category
01-Apr-13 to 31-Mar-14

COLLINS, SANDY, MHA

Allowance Category	Expenditure Limit for Fiscal Year 2013/14 (Net of HST)	Expenditures Processed 01-Apr-13 to 31-Mar-14 (Net of HST)	Expenditures Year to Date 01-Apr-13 to 31-Mar-14 (Net of HST)	Funds Available (Net of HST)	Percent Expended to Date
Office Allowances					
Office Accommodations	12,000.00	12,000.00	12,000.00	0.00	100.0%
Rental of Short-term Accommodations	--	0.00	0.00	--	--
Office Start-up Costs	--	0.00	0.00	--	--
Office Operations	10,801.00	4,205.01	4,205.01	6,595.99	38.9%
Total Office Allowances		16,205.01	16,205.01		
Operational Resources					
Operational Resources	--	6,614.45	6,614.45	--	--
Total Operational Resources		6,614.45	6,614.45		
Travel & Living Allowances					
House in Session	--	11,487.40	11,487.40	--	--
House Not in Session	--	1,456.49	1,456.49	--	--
Intra & Extra-Constituency Travel	9,030.00	9,028.55	9,028.55	1.45	100.0%
Helicopter Travel	--	0.00	0.00	--	--
Total Travel & Living Allowances		21,972.44	21,972.44		
Constituency Allowance					
Constituency Allowance	2,655.00	1,650.83	1,650.83	1,004.17	62.2%
Total Constituency Allowance		1,650.83	1,650.83		
Total Expenditures					
		46,442.73	46,442.73		

---- End of Report ----



House of Assembly
Newfoundland and Labrador
Member Accountability and Disclosure Report
Expenditures Summarized by Category
01-Apr-13 to 31-Mar-14

CORNECT, TONY, MHA

Allowance Category	Expenditure Limit for Fiscal Year 2013/14 (Net of HST)	Expenditures Processed 01-Apr-13 to 31-Mar-14 (Net of HST)	Expenditures Year to Date 01-Apr-13 to 31-Mar-14 (Net of HST)	Funds Available (Net of HST)	Percent Expended to Date
Office Allowances					
Office Accommodations	8,963.00	8,962.80	8,962.80	0.20	100.0%
Rental of Short-term Accommodations	--	0.00	0.00	--	--
Office Start-up Costs	--	0.00	0.00	--	--
Office Operations	10,801.00	6,889.53	6,889.53	3,911.47	63.8%
Total Office Allowances		15,852.33	15,852.33		
Operational Resources					
Operational Resources	--	3,221.57	3,221.57	--	--
Total Operational Resources		3,221.57	3,221.57		
Travel & Living Allowances					
House in Session	--	20,539.96	20,539.96	--	--
House Not in Session	--	3,998.88	3,998.88	--	--
Intra & Extra-Constituency Travel	6,018.00	1,031.12	1,031.12	4,986.88	17.1%
Helicopter Travel	--	0.00	0.00	--	--
Total Travel & Living Allowances		25,569.96	25,569.96		
Constituency Allowance					
Constituency Allowance	2,655.00	0.00	0.00	2,655.00	0.0%
Total Constituency Allowance		0.00	0.00		
Total Expenditures					
		44,643.86	44,643.86		

---- End of Report ----



House of Assembly
Newfoundland and Labrador
Member Accountability and Disclosure Report
Expenditures Summarized by Category
01-Apr-13 to 31-Mar-14

CROSS, ELI, MHA

Allowance Category	Expenditure Limit for Fiscal Year 2013/14 (Net of HST)	Expenditures Processed 01-Apr-13 to 31-Mar-14 (Net of HST)	Expenditures Year to Date 01-Apr-13 to 31-Mar-14 (Net of HST)	Funds Available (Net of HST)	Percent Expended to Date
Office Allowances					
Office Accommodations	--	0.00	0.00	--	--
Rental of Short-term Accommodations	--	0.00	0.00	--	--
Office Start-up Costs	723.00	0.00	0.00	723.00	0.0%
Office Operations	10,801.00	3,548.28	3,548.28	7,252.72	32.9%
Total Office Allowances		3,548.28	3,548.28		
Operational Resources					
Operational Resources	--	2,889.35	2,889.35	--	--
Total Operational Resources		2,889.35	2,889.35		
Travel & Living Allowances					
House in Session	--	10,577.68	10,577.68	--	--
House Not in Session	--	8,925.91	8,925.91	--	--
Intra & Extra-Constituency Travel	8,937.00	7,714.31	7,714.31	1,222.69	86.3%
Helicopter Travel	--	0.00	0.00	--	--
Total Travel & Living Allowances		27,217.90	27,217.90		
Constituency Allowance					
Constituency Allowance	2,655.00	1,076.52	1,076.52	1,578.48	40.5%
Total Constituency Allowance		1,076.52	1,076.52		
Total Expenditures					
		34,732.05	34,732.05		

---- End of Report ----



House of Assembly
Newfoundland and Labrador
Member Accountability and Disclosure Report
Expenditures Summarized by Category
01-Apr-13 to 31-Mar-14

CRUMMELL, DAN, MHA

Allowance Category	Expenditure Limit for Fiscal Year 2013/14 (Net of HST)	Expenditures Processed 01-Apr-13 to 31-Mar-14 (Net of HST)	Expenditures Year to Date 01-Apr-13 to 31-Mar-14 (Net of HST)	Funds Available (Net of HST)	Percent Expended to Date
Office Allowances					
Office Accommodations	--	0.00	0.00	--	--
Rental of Short-term Accommodations	--	0.00	0.00	--	--
Office Start-up Costs	871.00	0.00	0.00	871.00	0.0%
Office Operations	10,801.00	279.55	279.55	10,521.45	2.6%
Total Office Allowances		279.55	279.55		
Operational Resources					
Operational Resources	--	2,664.12	2,664.12	--	--
Total Operational Resources		2,664.12	2,664.12		
Travel & Living Allowances					
House in Session	--	0.00	0.00	--	--
House Not in Session	--	0.00	0.00	--	--
Intra & Extra-Constituency Travel	5,310.00	0.00	0.00	5,310.00	0.0%
Helicopter Travel	--	0.00	0.00	--	--
Total Travel & Living Allowances		0.00	0.00		
Constituency Allowance					
Constituency Allowance	2,655.00	0.00	0.00	2,655.00	0.0%
Total Constituency Allowance		0.00	0.00		
Total Expenditures		2,943.67	2,943.67		

---- End of Report ----



House of Assembly
Newfoundland and Labrador
Member Accountability and Disclosure Report
Expenditures Summarized by Category
01-Apr-13 to 31-Mar-14

DALLEY, DERRICK, MHA

Allowance Category	Expenditure Limit for Fiscal Year 2013/14 (Net of HST)	Expenditures Processed 01-Apr-13 to 31-Mar-14 (Net of HST)	Expenditures Year to Date 01-Apr-13 to 31-Mar-14 (Net of HST)	Funds Available (Net of HST)	Percent Expended to Date
Office Allowances					
Office Accommodations	12,000.00	12,000.00	12,000.00	0.00	100.0%
Rental of Short-term Accommodations	--	0.00	0.00	--	--
Office Start-up Costs	--	0.00	0.00	--	--
Office Operations	10,801.00	5,290.69	5,290.69	5,510.31	49.0%
Total Office Allowances		17,290.69	17,290.69		
Operational Resources					
Operational Resources	--	5,798.43	5,798.43	--	--
Total Operational Resources		5,798.43	5,798.43		
Travel & Living Allowances					
House in Session	--	18,664.13	18,664.13	--	--
House Not in Session	--	429.94	429.94	--	--
Intra & Extra-Constituency Travel	8,675.00	4,064.02	4,064.02	4,610.98	46.8%
Helicopter Travel	--	0.00	0.00	--	--
Total Travel & Living Allowances		23,158.09	23,158.09		
Constituency Allowance					
Constituency Allowance	2,655.00	914.92	914.92	1,740.08	34.5%
Total Constituency Allowance		914.92	914.92		
Total Expenditures					
		47,162.13	47,162.13		

---- End of Report ----



House of Assembly
Newfoundland and Labrador
Member Accountability and Disclosure Report
Expenditures Summarized by Category
01-Apr-13 to 31-Mar-14

DAVIS, PAUL, MHA

Allowance Category	Expenditure Limit for Fiscal Year 2013/14 (Net of HST)	Expenditures Processed 01-Apr-13 to 31-Mar-14 (Net of HST)	Expenditures Year to Date 01-Apr-13 to 31-Mar-14 (Net of HST)	Funds Available (Net of HST)	Percent Expended to Date
Office Allowances					
Office Accommodations	--	0.00	0.00	--	--
Rental of Short-term Accommodations	--	0.00	0.00	--	--
Office Start-up Costs	--	0.00	0.00	--	--
Office Operations	10,801.00	10,801.00	10,801.00	0.00	100.0%
Total Office Allowances		10,801.00	10,801.00		
Operational Resources					
Operational Resources	--	1,921.68	1,921.68	--	--
Total Operational Resources		1,921.68	1,921.68		
Travel & Living Allowances					
House in Session	--	0.00	0.00	--	--
House Not in Session	--	0.00	0.00	--	--
Intra & Extra-Constituency Travel	5,310.00	0.00	0.00	5,310.00	0.0%
Helicopter Travel	--	0.00	0.00	--	--
Total Travel & Living Allowances		0.00	0.00		
Constituency Allowance					
Constituency Allowance	2,655.00	675.15	675.15	1,979.85	25.4%
Total Constituency Allowance		675.15	675.15		
Total Expenditures					
		13,397.83	13,397.83		

---- End of Report ----



House of Assembly
Newfoundland and Labrador
Member Accountability and Disclosure Report
Expenditures Summarized by Category
01-Apr-13 to 31-Mar-14

DEMPSTER, LISA, MHA

Allowance Category	Expenditure Limit for Fiscal Year 2013/14 (Net of HST)	Expenditures Processed 01-Apr-13 to 31-Mar-14 (Net of HST)	Expenditures Year to Date 01-Apr-13 to 31-Mar-14 (Net of HST)	Funds Available (Net of HST)	Percent Expended to Date
Office Allowances					
Office Accommodations	1,362.00	1,361.25	1,361.25	0.75	99.9%
Rental of Short-term Accommodations	--	0.00	0.00	--	--
Office Start-up Costs	885.00	560.89	560.89	324.11	63.4%
Office Operations	8,146.00	5,313.24	5,313.24	2,832.76	65.2%
Total Office Allowances		7,235.38	7,235.38		
Operational Resources					
Operational Resources	--	10,022.41	10,022.41	--	--
Total Operational Resources		10,022.41	10,022.41		
Travel & Living Allowances					
House in Session	--	18,709.62	18,709.62	--	--
House Not in Session	--	12,864.76	12,864.76	--	--
Intra & Extra-Constituency Travel	17,379.00	13,024.84	13,024.84	4,354.16	74.9%
Helicopter Travel	14,256.00	0.00	0.00	14,256.00	0.0%
Total Travel & Living Allowances		44,599.22	44,599.22		
Constituency Allowance					
Constituency Allowance	2,037.00	2,030.40	2,030.40	6.60	99.7%
Total Constituency Allowance		2,030.40	2,030.40		
Total Expenditures					
		63,887.41	63,887.41		

---- End of Report ----



House of Assembly
Newfoundland and Labrador
Member Accountability and Disclosure Report
Expenditures Summarized by Category
01-Apr-13 to 31-Mar-14

DINN, JOHN, MHA

Allowance Category	Expenditure Limit for Fiscal Year 2013/14 (Net of HST)	Expenditures Processed 01-Apr-13 to 31-Mar-14 (Net of HST)	Expenditures Year to Date 01-Apr-13 to 31-Mar-14 (Net of HST)	Funds Available (Net of HST)	Percent Expended to Date
Office Allowances					
Office Accommodations	--	0.00	0.00	--	--
Rental of Short-term Accommodations	--	0.00	0.00	--	--
Office Start-up Costs	--	0.00	0.00	--	--
Office Operations	10,801.00	1,276.63	1,276.63	9,524.37	11.8%
Total Office Allowances		1,276.63	1,276.63		
Operational Resources					
Operational Resources	--	2,399.49	2,399.49	--	--
Total Operational Resources		2,399.49	2,399.49		
Travel & Living Allowances					
House in Session	--	0.00	0.00	--	--
House Not in Session	--	0.00	0.00	--	--
Intra & Extra-Constituency Travel	6,372.00	0.00	0.00	6,372.00	0.0%
Helicopter Travel	--	0.00	0.00	--	--
Total Travel & Living Allowances		0.00	0.00		
Constituency Allowance					
Constituency Allowance	2,655.00	0.00	0.00	2,655.00	0.0%
Total Constituency Allowance		0.00	0.00		
Total Expenditures		3,676.12	3,676.12		

---- End of Report ----



House of Assembly
Newfoundland and Labrador
Member Accountability and Disclosure Report
Expenditures Summarized by Category
01-Apr-13 to 31-Mar-14

DUNDERDALE, KATHY, MHA

Allowance Category	Expenditure Limit for Fiscal Year 2013/14 (Net of HST)	Expenditures Processed 01-Apr-13 to 31-Mar-14 (Net of HST)	Expenditures Year to Date 01-Apr-13 to 31-Mar-14 (Net of HST)	Funds Available (Net of HST)	Percent Expended to Date
Office Allowances					
Office Accommodations	--	0.00	0.00	--	--
Rental of Short-term Accommodations	--	0.00	0.00	--	--
Office Start-up Costs	--	0.00	0.00	--	--
Office Operations	10,801.00	2,261.22	2,261.22	8,539.78	20.9%
Total Office Allowances		2,261.22	2,261.22		
Operational Resources					
Operational Resources	--	81.06	81.06	--	--
Total Operational Resources		81.06	81.06		
Travel & Living Allowances					
House in Session	--	0.00	0.00	--	--
House Not in Session	--	0.00	0.00	--	--
Intra & Extra-Constituency Travel	5,310.00	0.00	0.00	5,310.00	0.0%
Helicopter Travel	--	0.00	0.00	--	--
Total Travel & Living Allowances		0.00	0.00		
Constituency Allowance					
Constituency Allowance	2,655.00	0.00	0.00	2,655.00	0.0%
Total Constituency Allowance		0.00	0.00		
Total Expenditures					
		2,342.28	2,342.28		

---- End of Report ----



House of Assembly
Newfoundland and Labrador
Member Accountability and Disclosure Report
Expenditures Summarized by Category
01-Apr-13 to 31-Mar-14

EDMUNDS, RANDY, MHA

Allowance Category	Expenditure Limit for Fiscal Year 2013/14 (Net of HST)	Expenditures Processed 01-Apr-13 to 31-Mar-14 (Net of HST)	Expenditures Year to Date 01-Apr-13 to 31-Mar-14 (Net of HST)	Funds Available (Net of HST)	Percent Expended to Date
Office Allowances					
Office Accommodations	--	0.00	0.00	--	--
Rental of Short-term Accommodations	--	0.00	0.00	--	--
Office Start-up Costs	228.00	226.44	226.44	1.56	99.3%
Office Operations	10,801.00	2,493.11	2,493.11	8,307.89	23.1%
Total Office Allowances		2,719.55	2,719.55		
Operational Resources					
Operational Resources	--	4,149.76	4,149.76	--	--
Total Operational Resources		4,149.76	4,149.76		
Travel & Living Allowances					
House in Session	--	28,070.65	28,070.65	--	--
House Not in Session	--	8,416.55	8,416.55	--	--
Intra & Extra-Constituency Travel	19,290.00	17,180.85	17,180.85	2,109.15	89.1%
Helicopter Travel	8,656.00	0.00	0.00	8,656.00	0.0%
Total Travel & Living Allowances		53,668.05	53,668.05		
Constituency Allowance					
Constituency Allowance	2,655.00	1,287.02	1,287.02	1,367.98	48.5%
Total Constituency Allowance		1,287.02	1,287.02		
Total Expenditures					
		61,824.38	61,824.38		

---- End of Report ----



House of Assembly
Newfoundland and Labrador
Member Accountability and Disclosure Report
Expenditures Summarized by Category
01-Apr-13 to 31-Mar-14

FORSEY, CLAYTON, MHA

Allowance Category	Expenditure Limit for Fiscal Year 2013/14 (Net of HST)	Expenditures Processed 01-Apr-13 to 31-Mar-14 (Net of HST)	Expenditures Year to Date 01-Apr-13 to 31-Mar-14 (Net of HST)	Funds Available (Net of HST)	Percent Expended to Date
Office Allowances					
Office Accommodations	19,200.00	19,200.00	19,200.00	0.00	100.0%
Rental of Short-term Accommodations	--	0.00	0.00	--	--
Office Start-up Costs	--	0.00	0.00	--	--
Office Operations	10,801.00	6,834.39	6,834.39	3,966.61	63.3%
Total Office Allowances		26,034.39	26,034.39		
Operational Resources					
Operational Resources	--	4,575.95	4,575.95	--	--
Total Operational Resources		4,575.95	4,575.95		
Travel & Living Allowances					
House in Session	--	10,152.35	10,152.35	--	--
House Not in Session	--	5,721.32	5,721.32	--	--
Intra & Extra-Constituency Travel	8,937.00	4,906.40	4,906.40	4,030.60	54.9%
Helicopter Travel	--	0.00	0.00	--	--
Total Travel & Living Allowances		20,780.07	20,780.07		
Constituency Allowance					
Constituency Allowance	2,655.00	428.61	428.61	2,226.39	16.1%
Total Constituency Allowance		428.61	428.61		
Total Expenditures					
		51,819.02	51,819.02		

---- End of Report ----



House of Assembly
Newfoundland and Labrador
Member Accountability and Disclosure Report
Expenditures Summarized by Category
01-Apr-13 to 31-Mar-14

FRENCH, TERRY, MHA

Allowance Category	Expenditure Limit for Fiscal Year 2013/14 (Net of HST)	Expenditures Processed 01-Apr-13 to 31-Mar-14 (Net of HST)	Expenditures Year to Date 01-Apr-13 to 31-Mar-14 (Net of HST)	Funds Available (Net of HST)	Percent Expended to Date
Office Allowances					
Office Accommodations	--	0.00	0.00	--	--
Rental of Short-term Accommodations	--	0.00	0.00	--	--
Office Start-up Costs	--	0.00	0.00	--	--
Office Operations	10,801.00	9,069.76	9,069.76	1,731.24	84.0%
Total Office Allowances		9,069.76	9,069.76		
Operational Resources					
Operational Resources	--	3,343.81	3,343.81	--	--
Total Operational Resources		3,343.81	3,343.81		
Travel & Living Allowances					
House in Session	--	0.00	0.00	--	--
House Not in Session	--	0.00	0.00	--	--
Intra & Extra-Constituency Travel	6,372.00	0.00	0.00	6,372.00	0.0%
Helicopter Travel	--	0.00	0.00	--	--
Total Travel & Living Allowances		0.00	0.00		
Constituency Allowance					
Constituency Allowance	2,655.00	659.69	659.69	1,995.31	24.8%
Total Constituency Allowance		659.69	659.69		
Total Expenditures					
		13,073.26	13,073.26		

---- End of Report ----



House of Assembly
Newfoundland and Labrador
Member Accountability and Disclosure Report
Expenditures Summarized by Category
01-Apr-13 to 31-Mar-14

GRANTER, VAUGHN, MHA

Allowance Category	Expenditure Limit for Fiscal Year 2013/14 (Net of HST)	Expenditures Processed 01-Apr-13 to 31-Mar-14 (Net of HST)	Expenditures Year to Date 01-Apr-13 to 31-Mar-14 (Net of HST)	Funds Available (Net of HST)	Percent Expended to Date
Office Allowances					
Office Accommodations	--	0.00	0.00	--	--
Rental of Short-term Accommodations	--	0.00	0.00	--	--
Office Start-up Costs	--	0.00	0.00	--	--
Office Operations	10,801.00	10,540.21	10,540.21	260.79	97.6%
Total Office Allowances		10,540.21	10,540.21		
Operational Resources					
Operational Resources	--	4,845.20	4,845.20	--	--
Total Operational Resources		4,845.20	4,845.20		
Travel & Living Allowances					
House in Session	--	12,041.70	12,041.70	--	--
House Not in Session	--	231.63	231.63	--	--
Intra & Extra-Constituency Travel	7,255.00	253.96	253.96	7,001.04	3.5%
Helicopter Travel	--	0.00	0.00	--	--
Total Travel & Living Allowances		12,527.29	12,527.29		
Constituency Allowance					
Constituency Allowance	2,655.00	387.01	387.01	2,267.99	14.6%
Total Constituency Allowance		387.01	387.01		
Total Expenditures					
		28,299.71	28,299.71		

---- End of Report ----



House of Assembly
Newfoundland and Labrador
Member Accountability and Disclosure Report
Expenditures Summarized by Category
01-Apr-13 to 31-Mar-14

HEDDERSON, TOM, MHA

Allowance Category	Expenditure Limit for Fiscal Year 2013/14 (Net of HST)	Expenditures Processed 01-Apr-13 to 31-Mar-14 (Net of HST)	Expenditures Year to Date 01-Apr-13 to 31-Mar-14 (Net of HST)	Funds Available (Net of HST)	Percent Expended to Date
Office Allowances					
Office Accommodations	16,200.00	16,200.00	16,200.00	0.00	100.0%
Rental of Short-term Accommodations	--	0.00	0.00	--	--
Office Start-up Costs	--	0.00	0.00	--	--
Office Operations	10,801.00	6,082.28	6,082.28	4,718.72	56.3%
Total Office Allowances		22,282.28	22,282.28		
Operational Resources					
Operational Resources	--	4,586.14	4,586.14	--	--
Total Operational Resources		4,586.14	4,586.14		
Travel & Living Allowances					
House in Session	--	7,205.38	7,205.38	--	--
House Not in Session	--	6,061.86	6,061.86	--	--
Intra & Extra-Constituency Travel	6,105.00	1,466.72	1,466.72	4,638.28	24.0%
Helicopter Travel	--	0.00	0.00	--	--
Total Travel & Living Allowances		14,733.96	14,733.96		
Constituency Allowance					
Constituency Allowance	2,655.00	558.23	558.23	2,096.77	21.0%
Total Constituency Allowance		558.23	558.23		
Total Expenditures					
		42,160.61	42,160.61		

---- End of Report ----



House of Assembly
Newfoundland and Labrador
Member Accountability and Disclosure Report
Expenditures Summarized by Category
01-Apr-13 to 31-Mar-14

HUNTER, RAY, MHA

Allowance Category	Expenditure Limit for Fiscal Year 2013/14 (Net of HST)	Expenditures Processed 01-Apr-13 to 31-Mar-14 (Net of HST)	Expenditures Year to Date 01-Apr-13 to 31-Mar-14 (Net of HST)	Funds Available (Net of HST)	Percent Expended to Date
Office Allowances					
Office Accommodations	--	0.00	0.00	--	--
Rental of Short-term Accommodations	--	0.00	0.00	--	--
Office Start-up Costs	--	0.00	0.00	--	--
Office Operations	10,801.00	8,225.71	8,225.71	2,575.29	76.2%
Total Office Allowances		8,225.71	8,225.71		
Operational Resources					
Operational Resources	--	3,124.83	3,124.83	--	--
Total Operational Resources		3,124.83	3,124.83		
Travel & Living Allowances					
House in Session	--	8,617.24	8,617.24	--	--
House Not in Session	--	6,462.47	6,462.47	--	--
Intra & Extra-Constituency Travel	6,372.00	4,286.57	4,286.57	2,085.43	67.3%
Helicopter Travel	--	0.00	0.00	--	--
Total Travel & Living Allowances		19,366.28	19,366.28		
Constituency Allowance					
Constituency Allowance	2,655.00	1,099.72	1,099.72	1,555.28	41.4%
Total Constituency Allowance		1,099.72	1,099.72		
Total Expenditures					
		31,816.54	31,816.54		

---- End of Report ----



House of Assembly
Newfoundland and Labrador
Member Accountability and Disclosure Report
Expenditures Summarized by Category
01-Apr-13 to 31-Mar-14

HUTCHINGS, KEITH, MHA

Allowance Category	Expenditure Limit for Fiscal Year 2013/14 (Net of HST)	Expenditures Processed 01-Apr-13 to 31-Mar-14 (Net of HST)	Expenditures Year to Date 01-Apr-13 to 31-Mar-14 (Net of HST)	Funds Available (Net of HST)	Percent Expended to Date
Office Allowances					
Office Accommodations	--	0.00	0.00	--	--
Rental of Short-term Accommodations	--	0.00	0.00	--	--
Office Start-up Costs	--	0.00	0.00	--	--
Office Operations	10,801.00	5,449.77	5,449.77	5,351.23	50.5%
Total Office Allowances		5,449.77	5,449.77		
Operational Resources					
Operational Resources	--	2,169.99	2,169.99	--	--
Total Operational Resources		2,169.99	2,169.99		
Travel & Living Allowances					
House in Session	--	0.00	0.00	--	--
House Not in Session	--	0.00	0.00	--	--
Intra & Extra-Constituency Travel	8,937.00	1,656.09	1,656.09	7,280.91	18.5%
Helicopter Travel	--	0.00	0.00	--	--
Total Travel & Living Allowances		1,656.09	1,656.09		
Constituency Allowance					
Constituency Allowance	2,655.00	1,245.68	1,245.68	1,409.32	46.9%
Total Constituency Allowance		1,245.68	1,245.68		
Total Expenditures					
		10,521.53	10,521.53		

---- End of Report ----



House of Assembly
Newfoundland and Labrador
Member Accountability and Disclosure Report
Expenditures Summarized by Category
01-Apr-13 to 31-Mar-14

JACKMAN, CLYDE, MHA

Allowance Category	Expenditure Limit for Fiscal Year 2013/14 (Net of HST)	Expenditures Processed 01-Apr-13 to 31-Mar-14 (Net of HST)	Expenditures Year to Date 01-Apr-13 to 31-Mar-14 (Net of HST)	Funds Available (Net of HST)	Percent Expended to Date
Office Allowances					
Office Accommodations	3,000.00	3,000.00	3,000.00	0.00	100.0%
Rental of Short-term Accommodations	--	0.00	0.00	--	--
Office Start-up Costs	--	0.00	0.00	--	--
Office Operations	10,801.00	8,509.89	8,509.89	2,291.11	78.8%
Total Office Allowances		11,509.89	11,509.89		
Operational Resources					
Operational Resources	--	4,179.34	4,179.34	--	--
Total Operational Resources		4,179.34	4,179.34		
Travel & Living Allowances					
House in Session	--	5,774.78	5,774.78	--	--
House Not in Session	--	0.00	0.00	--	--
Intra & Extra-Constituency Travel	7,255.00	1,360.83	1,360.83	5,894.17	18.8%
Helicopter Travel	--	0.00	0.00	--	--
Total Travel & Living Allowances		7,135.61	7,135.61		
Constituency Allowance					
Constituency Allowance	2,655.00	636.82	636.82	2,018.18	24.0%
Total Constituency Allowance		636.82	636.82		
Total Expenditures		23,461.66	23,461.66		

---- End of Report ----



House of Assembly
Newfoundland and Labrador
Member Accountability and Disclosure Report
Expenditures Summarized by Category
01-Apr-13 to 31-Mar-14

JOHNSON, CHARLENE, MHA

Allowance Category	Expenditure Limit for Fiscal Year 2013/14 (Net of HST)	Expenditures Processed 01-Apr-13 to 31-Mar-14 (Net of HST)	Expenditures Year to Date 01-Apr-13 to 31-Mar-14 (Net of HST)	Funds Available (Net of HST)	Percent Expended to Date
Office Allowances					
Office Accommodations	--	0.00	0.00	--	--
Rental of Short-term Accommodations	--	0.00	0.00	--	--
Office Start-up Costs	--	0.00	0.00	--	--
Office Operations	10,801.00	3,319.43	3,319.43	7,481.57	30.7%
Total Office Allowances		3,319.43	3,319.43		
Operational Resources					
Operational Resources	--	2,994.73	2,994.73	--	--
Total Operational Resources		2,994.73	2,994.73		
Travel & Living Allowances					
House in Session	--	608.17	608.17	--	--
House Not in Session	--	2,685.48	2,685.48	--	--
Intra & Extra-Constituency Travel	7,614.00	1,989.51	1,989.51	5,624.49	26.1%
Helicopter Travel	--	0.00	0.00	--	--
Total Travel & Living Allowances		5,283.16	5,283.16		
Constituency Allowance					
Constituency Allowance	2,655.00	254.52	254.52	2,400.48	9.6%
Total Constituency Allowance		254.52	254.52		
Total Expenditures					
		11,851.84	11,851.84		

---- End of Report ----



House of Assembly
Newfoundland and Labrador
Member Accountability and Disclosure Report
Expenditures Summarized by Category
01-Apr-13 to 31-Mar-14

JONES, YVONNE, MHA

Allowance Category	Expenditure Limit for Fiscal Year 2013/14 (Net of HST)	Expenditures Processed 01-Apr-13 to 31-Mar-14 (Net of HST)	Expenditures Year to Date 01-Apr-13 to 31-Mar-14 (Net of HST)	Funds Available (Net of HST)	Percent Expended to Date
Office Allowances					
Office Accommodations	--	0.00	0.00	--	--
Rental of Short-term Accommodations	--	0.00	0.00	--	--
Office Start-up Costs	--	0.00	0.00	--	--
Office Operations	10,801.00	884.68	884.68	9,916.32	8.2%
Total Office Allowances		884.68	884.68		
Operational Resources					
Operational Resources	--	1,671.73	1,671.73	--	--
Total Operational Resources		1,671.73	1,671.73		
Travel & Living Allowances					
House in Session	--	0.00	0.00	--	--
House Not in Session	--	0.00	0.00	--	--
Intra & Extra-Constituency Travel	23,489.00	3,721.09	3,721.09	19,767.91	15.8%
Helicopter Travel	--	0.00	0.00	--	--
Total Travel & Living Allowances		3,721.09	3,721.09		
Constituency Allowance					
Constituency Allowance	2,655.00	235.70	235.70	2,419.30	8.9%
Total Constituency Allowance		235.70	235.70		
Total Expenditures		6,513.20	6,513.20		

---- End of Report ----



House of Assembly
Newfoundland and Labrador
Member Accountability and Disclosure Report
Expenditures Summarized by Category
01-Apr-13 to 31-Mar-14

JOYCE, EDDIE, MHA

Allowance Category	Expenditure Limit for Fiscal Year 2013/14 (Net of HST)	Expenditures Processed 01-Apr-13 to 31-Mar-14 (Net of HST)	Expenditures Year to Date 01-Apr-13 to 31-Mar-14 (Net of HST)	Funds Available (Net of HST)	Percent Expended to Date
Office Allowances					
Office Accommodations	18,595.00	18,594.60	18,594.60	0.40	100.0%
Rental of Short-term Accommodations	--	0.00	0.00	--	--
Office Start-up Costs	165.00	71.50	71.50	93.50	43.3%
Office Operations	10,801.00	9,747.89	9,747.89	1,053.11	90.2%
Total Office Allowances		28,413.99	28,413.99		
Operational Resources					
Operational Resources	--	3,749.90	3,749.90	--	--
Total Operational Resources		3,749.90	3,749.90		
Travel & Living Allowances					
House in Session	--	22,910.36	22,910.36	--	--
House Not in Session	--	5,675.59	5,675.59	--	--
Intra & Extra-Constituency Travel	11,060.00	2,085.26	2,085.26	8,974.74	18.9%
Helicopter Travel	--	0.00	0.00	--	--
Total Travel & Living Allowances		30,671.21	30,671.21		
Constituency Allowance					
Constituency Allowance	2,655.00	2,592.29	2,592.29	62.71	97.6%
Total Constituency Allowance		2,592.29	2,592.29		
Total Expenditures					
		65,427.39	65,427.39		

---- End of Report ----



House of Assembly
Newfoundland and Labrador
Member Accountability and Disclosure Report
Expenditures Summarized by Category
01-Apr-13 to 31-Mar-14

KENNEDY, JEROME, MHA

Allowance Category	Expenditure Limit for Fiscal Year 2013/14 (Net of HST)	Expenditures Processed 01-Apr-13 to 31-Mar-14 (Net of HST)	Expenditures Year to Date 01-Apr-13 to 31-Mar-14 (Net of HST)	Funds Available (Net of HST)	Percent Expended to Date
Office Allowances					
Office Accommodations	14,900.00	10,373.95	10,373.95	4,526.05	69.6%
Rental of Short-term Accommodations	--	0.00	0.00	--	--
Office Start-up Costs	--	0.00	0.00	--	--
Office Operations	10,801.00	1,043.17	1,043.17	9,757.83	9.7%
Total Office Allowances		11,417.12	11,417.12		
Operational Resources					
Operational Resources	--	3,697.83	3,697.83	--	--
Total Operational Resources		3,697.83	3,697.83		
Travel & Living Allowances					
House in Session	--	0.00	0.00	--	--
House Not in Session	--	107.13	107.13	--	--
Intra & Extra-Constituency Travel	6,813.00	981.80	981.80	5,831.20	14.4%
Helicopter Travel	--	0.00	0.00	--	--
Total Travel & Living Allowances		1,088.93	1,088.93		
Constituency Allowance					
Constituency Allowance	2,655.00	0.00	0.00	2,655.00	0.0%
Total Constituency Allowance		0.00	0.00		
Total Expenditures		16,203.88	16,203.88		

---- End of Report ----



House of Assembly
Newfoundland and Labrador
Member Accountability and Disclosure Report
Expenditures Summarized by Category
01-Apr-13 to 31-Mar-14

KENT, STEVE, MHA

Allowance Category	Expenditure Limit for Fiscal Year 2013/14 (Net of HST)	Expenditures Processed 01-Apr-13 to 31-Mar-14 (Net of HST)	Expenditures Year to Date 01-Apr-13 to 31-Mar-14 (Net of HST)	Funds Available (Net of HST)	Percent Expended to Date
Office Allowances					
Office Accommodations	--	0.00	0.00	--	--
Rental of Short-term Accommodations	--	0.00	0.00	--	--
Office Start-up Costs	--	0.00	0.00	--	--
Office Operations	10,801.00	10,799.36	10,799.36	1.64	100.0%
Total Office Allowances		10,799.36	10,799.36		
Operational Resources					
Operational Resources	--	3,905.39	3,905.39	--	--
Total Operational Resources		3,905.39	3,905.39		
Travel & Living Allowances					
House in Session	--	0.00	0.00	--	--
House Not in Session	--	0.00	0.00	--	--
Intra & Extra-Constituency Travel	5,310.00	43.90	43.90	5,266.10	0.8%
Helicopter Travel	--	0.00	0.00	--	--
Total Travel & Living Allowances		43.90	43.90		
Constituency Allowance					
Constituency Allowance	2,655.00	1,005.00	1,005.00	1,650.00	37.9%
Total Constituency Allowance		1,005.00	1,005.00		
Total Expenditures		15,753.65	15,753.65		

---- End of Report ----



House of Assembly
Newfoundland and Labrador
Member Accountability and Disclosure Report
Expenditures Summarized by Category
01-Apr-13 to 31-Mar-14

KING, DARIN, MHA

Allowance Category	Expenditure Limit for Fiscal Year 2013/14 (Net of HST)	Expenditures Processed 01-Apr-13 to 31-Mar-14 (Net of HST)	Expenditures Year to Date 01-Apr-13 to 31-Mar-14 (Net of HST)	Funds Available (Net of HST)	Percent Expended to Date
Office Allowances					
Office Accommodations	10,234.00	10,233.64	10,233.64	0.36	100.0%
Rental of Short-term Accommodations	--	0.00	0.00	--	--
Office Start-up Costs	--	0.00	0.00	--	--
Office Operations	10,801.00	9,518.80	9,518.80	1,282.20	88.1%
Total Office Allowances		19,752.44	19,752.44		
Operational Resources					
Operational Resources	--	5,407.60	5,407.60	--	--
Total Operational Resources		5,407.60	5,407.60		
Travel & Living Allowances					
House in Session	--	1,922.69	1,922.69	--	--
House Not in Session	--	5,123.05	5,123.05	--	--
Intra & Extra-Constituency Travel	10,619.00	7,572.81	7,572.81	3,046.19	71.3%
Helicopter Travel	--	0.00	0.00	--	--
Total Travel & Living Allowances		14,618.55	14,618.55		
Constituency Allowance					
Constituency Allowance	2,655.00	504.14	504.14	2,150.86	19.0%
Total Constituency Allowance		504.14	504.14		
Total Expenditures					
		40,282.73	40,282.73		

---- End of Report ----



House of Assembly
Newfoundland and Labrador
Member Accountability and Disclosure Report
Expenditures Summarized by Category
01-Apr-13 to 31-Mar-14

KIRBY, DALE, MHA

Allowance Category	Expenditure Limit for Fiscal Year 2013/14 (Net of HST)	Expenditures Processed 01-Apr-13 to 31-Mar-14 (Net of HST)	Expenditures Year to Date 01-Apr-13 to 31-Mar-14 (Net of HST)	Funds Available (Net of HST)	Percent Expended to Date
Office Allowances					
Office Accommodations	--	0.00	0.00	--	--
Rental of Short-term Accommodations	--	0.00	0.00	--	--
Office Start-up Costs	143.00	0.00	0.00	143.00	0.0%
Office Operations	10,801.00	10,302.68	10,302.68	498.32	95.4%
Total Office Allowances		10,302.68	10,302.68		
Operational Resources					
Operational Resources	--	2,717.21	2,717.21	--	--
Total Operational Resources		2,717.21	2,717.21		
Travel & Living Allowances					
House in Session	--	0.00	0.00	--	--
House Not in Session	--	0.00	0.00	--	--
Intra & Extra-Constituency Travel	5,310.00	1,912.64	1,912.64	3,397.36	36.0%
Helicopter Travel	--	0.00	0.00	--	--
Total Travel & Living Allowances		1,912.64	1,912.64		
Constituency Allowance					
Constituency Allowance	2,655.00	2,643.09	2,643.09	11.91	99.6%
Total Constituency Allowance		2,643.09	2,643.09		
Total Expenditures					
		17,575.62	17,575.62		

---- End of Report ----



House of Assembly
Newfoundland and Labrador
Member Accountability and Disclosure Report
Expenditures Summarized by Category
01-Apr-13 to 31-Mar-14

LANE, PAUL, MHA

Allowance Category	Expenditure Limit for Fiscal Year 2013/14 (Net of HST)	Expenditures Processed 01-Apr-13 to 31-Mar-14 (Net of HST)	Expenditures Year to Date 01-Apr-13 to 31-Mar-14 (Net of HST)	Funds Available (Net of HST)	Percent Expended to Date
Office Allowances					
Office Accommodations	--	0.00	0.00	--	--
Rental of Short-term Accommodations	--	0.00	0.00	--	--
Office Start-up Costs	651.00	0.00	0.00	651.00	0.0%
Office Operations	10,801.00	9,647.25	9,647.25	1,153.75	89.3%
Total Office Allowances		9,647.25	9,647.25		
Operational Resources					
Operational Resources	--	3,963.20	3,963.20	--	--
Total Operational Resources		3,963.20	3,963.20		
Travel & Living Allowances					
House in Session	--	0.00	0.00	--	--
House Not in Session	--	0.00	0.00	--	--
Intra & Extra-Constituency Travel	5,310.00	4,534.75	4,534.75	775.25	85.4%
Helicopter Travel	--	0.00	0.00	--	--
Total Travel & Living Allowances		4,534.75	4,534.75		
Constituency Allowance					
Constituency Allowance	2,655.00	1,515.41	1,515.41	1,139.59	57.1%
Total Constituency Allowance		1,515.41	1,515.41		
Total Expenditures					
		19,660.61	19,660.61		

---- End of Report ----



House of Assembly
Newfoundland and Labrador
Member Accountability and Disclosure Report
Expenditures Summarized by Category
01-Apr-13 to 31-Mar-14

LITTLE, GLEN, MHA

Allowance Category	Expenditure Limit for Fiscal Year 2013/14 (Net of HST)	Expenditures Processed 01-Apr-13 to 31-Mar-14 (Net of HST)	Expenditures Year to Date 01-Apr-13 to 31-Mar-14 (Net of HST)	Funds Available (Net of HST)	Percent Expended to Date
Office Allowances					
Office Accommodations	17,820.00	17,820.00	17,820.00	0.00	100.0%
Rental of Short-term Accommodations	--	0.00	0.00	--	--
Office Start-up Costs	96.00	86.82	86.82	9.18	90.4%
Office Operations	10,801.00	8,114.35	8,114.35	2,686.65	75.1%
Total Office Allowances		26,021.17	26,021.17		
Operational Resources					
Operational Resources	--	4,727.25	4,727.25	--	--
Total Operational Resources		4,727.25	4,727.25		
Travel & Living Allowances					
House in Session	--	9,676.01	9,676.01	--	--
House Not in Session	--	5,182.81	5,182.81	--	--
Intra & Extra-Constituency Travel	8,937.00	4,159.13	4,159.13	4,777.87	46.5%
Helicopter Travel	--	0.00	0.00	--	--
Total Travel & Living Allowances		19,017.95	19,017.95		
Constituency Allowance					
Constituency Allowance	2,655.00	588.32	588.32	2,066.68	22.2%
Total Constituency Allowance		588.32	588.32		
Total Expenditures		50,354.69	50,354.69		

---- End of Report ----



House of Assembly
Newfoundland and Labrador
Member Accountability and Disclosure Report
Expenditures Summarized by Category
01-Apr-13 to 31-Mar-14

LITTLEJOHN, GLENN, MHA

Allowance Category	Expenditure Limit for Fiscal Year 2013/14 (Net of HST)	Expenditures Processed 01-Apr-13 to 31-Mar-14 (Net of HST)	Expenditures Year to Date 01-Apr-13 to 31-Mar-14 (Net of HST)	Funds Available (Net of HST)	Percent Expended to Date
Office Allowances					
Office Accommodations	11,313.00	11,307.73	11,307.73	5.27	100.0%
Rental of Short-term Accommodations	--	0.00	0.00	--	--
Office Start-up Costs	325.00	69.86	69.86	255.14	21.5%
Office Operations	10,801.00	5,953.97	5,953.97	4,847.03	55.1%
Total Office Allowances		17,331.56	17,331.56		
Operational Resources					
Operational Resources	--	3,928.72	3,928.72	--	--
Total Operational Resources		3,928.72	3,928.72		
Travel & Living Allowances					
House in Session	--	4,881.96	4,881.96	--	--
House Not in Session	--	1,893.81	1,893.81	--	--
Intra & Extra-Constituency Travel	6,813.00	5,523.80	5,523.80	1,289.20	81.1%
Helicopter Travel	--	0.00	0.00	--	--
Total Travel & Living Allowances		12,299.57	12,299.57		
Constituency Allowance					
Constituency Allowance	2,655.00	1,077.82	1,077.82	1,577.18	40.6%
Total Constituency Allowance		1,077.82	1,077.82		
Total Expenditures					
		34,637.67	34,637.67		

---- End of Report ----



House of Assembly
Newfoundland and Labrador
Member Accountability and Disclosure Report
Expenditures Summarized by Category
01-Apr-13 to 31-Mar-14

MARSHALL, THOMAS, MHA

Allowance Category	Expenditure Limit for Fiscal Year 2013/14 (Net of HST)	Expenditures Processed 01-Apr-13 to 31-Mar-14 (Net of HST)	Expenditures Year to Date 01-Apr-13 to 31-Mar-14 (Net of HST)	Funds Available (Net of HST)	Percent Expended to Date
Office Allowances					
Office Accommodations	--	0.00	0.00	--	--
Rental of Short-term Accommodations	--	0.00	0.00	--	--
Office Start-up Costs	--	0.00	0.00	--	--
Office Operations	10,801.00	9,145.88	9,145.88	1,655.12	84.7%
Total Office Allowances		9,145.88	9,145.88		
Operational Resources					
Operational Resources	--	2,735.92	2,735.92	--	--
Total Operational Resources		2,735.92	2,735.92		
Travel & Living Allowances					
House in Session	--	11,150.52	11,150.52	--	--
House Not in Session	--	0.00	0.00	--	--
Intra & Extra-Constituency Travel	5,576.00	78.33	78.33	5,497.67	1.4%
Helicopter Travel	--	0.00	0.00	--	--
Total Travel & Living Allowances		11,228.85	11,228.85		
Constituency Allowance					
Constituency Allowance	2,655.00	0.00	0.00	2,655.00	0.0%
Total Constituency Allowance		0.00	0.00		
Total Expenditures		23,110.65	23,110.65		

---- End of Report ----



House of Assembly
Newfoundland and Labrador
Member Accountability and Disclosure Report
Expenditures Summarized by Category
01-Apr-13 to 31-Mar-14

MCGRATH, NICK, MHA

Allowance Category	Expenditure Limit for Fiscal Year 2013/14 (Net of HST)	Expenditures Processed 01-Apr-13 to 31-Mar-14 (Net of HST)	Expenditures Year to Date 01-Apr-13 to 31-Mar-14 (Net of HST)	Funds Available (Net of HST)	Percent Expended to Date
Office Allowances					
Office Accommodations	14,400.00	14,400.00	14,400.00	0.00	100.0%
Rental of Short-term Accommodations	--	0.00	0.00	--	--
Office Start-up Costs	703.00	0.00	0.00	703.00	0.0%
Office Operations	10,801.00	5,132.43	5,132.43	5,668.57	47.5%
Total Office Allowances		19,532.43	19,532.43		
Operational Resources					
Operational Resources	--	2,860.26	2,860.26	--	--
Total Operational Resources		2,860.26	2,860.26		
Travel & Living Allowances					
House in Session	--	16,930.21	16,930.21	--	--
House Not in Session	--	0.00	0.00	--	--
Intra & Extra-Constituency Travel	6,813.00	0.00	0.00	6,813.00	0.0%
Helicopter Travel	--	0.00	0.00	--	--
Total Travel & Living Allowances		16,930.21	16,930.21		
Constituency Allowance					
Constituency Allowance	2,655.00	861.93	861.93	1,793.07	32.5%
Total Constituency Allowance		861.93	861.93		
Total Expenditures					
		40,184.83	40,184.83		

---- End of Report ----



House of Assembly
Newfoundland and Labrador
Member Accountability and Disclosure Report
Expenditures Summarized by Category
01-Apr-13 to 31-Mar-14

MICHAEL, LORRAINE, MHA

Allowance Category	Expenditure Limit for Fiscal Year 2013/14 (Net of HST)	Expenditures Processed 01-Apr-13 to 31-Mar-14 (Net of HST)	Expenditures Year to Date 01-Apr-13 to 31-Mar-14 (Net of HST)	Funds Available (Net of HST)	Percent Expended to Date
Office Allowances					
Office Accommodations	--	0.00	0.00	--	--
Rental of Short-term Accommodations	--	0.00	0.00	--	--
Office Start-up Costs	--	0.00	0.00	--	--
Office Operations	10,801.00	6,538.19	6,538.19	4,262.81	60.5%
Total Office Allowances		6,538.19	6,538.19		
Operational Resources					
Operational Resources	--	2,133.91	2,133.91	--	--
Total Operational Resources		2,133.91	2,133.91		
Travel & Living Allowances					
House in Session	--	0.00	0.00	--	--
House Not in Session	--	0.00	0.00	--	--
Intra & Extra-Constituency Travel	5,310.00	1,964.27	1,964.27	3,345.73	37.0%
Helicopter Travel	--	0.00	0.00	--	--
Total Travel & Living Allowances		1,964.27	1,964.27		
Constituency Allowance					
Constituency Allowance	2,655.00	864.98	864.98	1,790.02	32.6%
Total Constituency Allowance		864.98	864.98		
Total Expenditures		11,501.35	11,501.35		

---- End of Report ----



House of Assembly
Newfoundland and Labrador
Member Accountability and Disclosure Report
Expenditures Summarized by Category
01-Apr-13 to 31-Mar-14

MITCHELMORE, CHRISTOPHER, MHA

Allowance Category	Expenditure Limit for Fiscal Year 2013/14 (Net of HST)	Expenditures Processed 01-Apr-13 to 31-Mar-14 (Net of HST)	Expenditures Year to Date 01-Apr-13 to 31-Mar-14 (Net of HST)	Funds Available (Net of HST)	Percent Expended to Date
Office Allowances					
Office Accommodations	--	0.00	0.00	--	--
Rental of Short-term Accommodations	--	0.00	0.00	--	--
Office Start-up Costs	98.00	79.98	79.98	18.02	81.6%
Office Operations	10,801.00	10,745.91	10,745.91	55.09	99.5%
Total Office Allowances		10,825.89	10,825.89		
Operational Resources					
Operational Resources	--	5,628.46	5,628.46	--	--
Total Operational Resources		5,628.46	5,628.46		
Travel & Living Allowances					
House in Session	--	21,481.56	21,481.56	--	--
House Not in Session	--	6,777.06	6,777.06	--	--
Intra & Extra-Constituency Travel	8,937.00	8,937.00	8,937.00	0.00	100.0%
Helicopter Travel	--	0.00	0.00	--	--
Total Travel & Living Allowances		37,195.62	37,195.62		
Constituency Allowance					
Constituency Allowance	2,655.00	2,523.37	2,523.37	131.63	95.0%
Total Constituency Allowance		2,523.37	2,523.37		
Total Expenditures					
		56,173.34	56,173.34		

---- End of Report ----



House of Assembly
Newfoundland and Labrador
Member Accountability and Disclosure Report
Expenditures Summarized by Category
01-Apr-13 to 31-Mar-14

MURPHY, GEORGE, MHA

Allowance Category	Expenditure Limit for Fiscal Year 2013/14 (Net of HST)	Expenditures Processed 01-Apr-13 to 31-Mar-14 (Net of HST)	Expenditures Year to Date 01-Apr-13 to 31-Mar-14 (Net of HST)	Funds Available (Net of HST)	Percent Expended to Date
Office Allowances					
Office Accommodations	--	0.00	0.00	--	--
Rental of Short-term Accommodations	--	0.00	0.00	--	--
Office Start-up Costs	145.00	53.25	53.25	91.75	36.7%
Office Operations	10,801.00	5,284.55	5,284.55	5,516.45	48.9%
Total Office Allowances		5,337.80	5,337.80		
Operational Resources					
Operational Resources	--	2,219.53	2,219.53	--	--
Total Operational Resources		2,219.53	2,219.53		
Travel & Living Allowances					
House in Session	--	0.00	0.00	--	--
House Not in Session	--	0.00	0.00	--	--
Intra & Extra-Constituency Travel	5,310.00	2,477.60	2,477.60	2,832.40	46.7%
Helicopter Travel	--	0.00	0.00	--	--
Total Travel & Living Allowances		2,477.60	2,477.60		
Constituency Allowance					
Constituency Allowance	2,655.00	1,484.36	1,484.36	1,170.64	55.9%
Total Constituency Allowance		1,484.36	1,484.36		
Total Expenditures		11,519.29	11,519.29		

---- End of Report ----



House of Assembly
Newfoundland and Labrador
Member Accountability and Disclosure Report
Expenditures Summarized by Category
01-Apr-13 to 31-Mar-14

O'BRIEN, KEVIN, MHA

Allowance Category	Expenditure Limit for Fiscal Year 2013/14 (Net of HST)	Expenditures Processed 01-Apr-13 to 31-Mar-14 (Net of HST)	Expenditures Year to Date 01-Apr-13 to 31-Mar-14 (Net of HST)	Funds Available (Net of HST)	Percent Expended to Date
Office Allowances					
Office Accommodations	--	0.00	0.00	--	--
Rental of Short-term Accommodations	--	0.00	0.00	--	--
Office Start-up Costs	--	0.00	0.00	--	--
Office Operations	10,801.00	10,077.77	10,077.77	723.23	93.3%
Total Office Allowances		10,077.77	10,077.77		
Operational Resources					
Operational Resources	--	8,069.00	8,069.00	--	--
Total Operational Resources		8,069.00	8,069.00		
Travel & Living Allowances					
House in Session	--	20,163.57	20,163.57	--	--
House Not in Session	--	2,101.57	2,101.57	--	--
Intra & Extra-Constituency Travel	6,813.00	3,140.70	3,140.70	3,672.30	46.1%
Helicopter Travel	--	0.00	0.00	--	--
Total Travel & Living Allowances		25,405.84	25,405.84		
Constituency Allowance					
Constituency Allowance	2,655.00	514.32	514.32	2,140.68	19.4%
Total Constituency Allowance		514.32	514.32		
Total Expenditures					
		44,066.93	44,066.93		

---- End of Report ----



House of Assembly
Newfoundland and Labrador
Member Accountability and Disclosure Report
Expenditures Summarized by Category
01-Apr-13 to 31-Mar-14

OSBORNE, TOM, MHA

Allowance Category	Expenditure Limit for Fiscal Year 2013/14 (Net of HST)	Expenditures Processed 01-Apr-13 to 31-Mar-14 (Net of HST)	Expenditures Year to Date 01-Apr-13 to 31-Mar-14 (Net of HST)	Funds Available (Net of HST)	Percent Expended to Date
Office Allowances					
Office Accommodations	--	0.00	0.00	--	--
Rental of Short-term Accommodations	--	0.00	0.00	--	--
Office Start-up Costs	--	0.00	0.00	--	--
Office Operations	10,801.00	8,508.54	8,508.54	2,292.46	78.8%
Total Office Allowances		8,508.54	8,508.54		
Operational Resources					
Operational Resources	--	4,719.86	4,719.86	--	--
Total Operational Resources		4,719.86	4,719.86		
Travel & Living Allowances					
House in Session	--	0.00	0.00	--	--
House Not in Session	--	0.00	0.00	--	--
Intra & Extra-Constituency Travel	5,310.00	0.00	0.00	5,310.00	0.0%
Helicopter Travel	--	0.00	0.00	--	--
Total Travel & Living Allowances		0.00	0.00		
Constituency Allowance					
Constituency Allowance	2,655.00	686.22	686.22	1,968.78	25.8%
Total Constituency Allowance		686.22	686.22		
Total Expenditures		13,914.62	13,914.62		

---- End of Report ----



House of Assembly
Newfoundland and Labrador
Member Accountability and Disclosure Report
Expenditures Summarized by Category
01-Apr-13 to 31-Mar-14

PARSONS, ANDREW, MHA

Allowance Category	Expenditure Limit for Fiscal Year 2013/14 (Net of HST)	Expenditures Processed 01-Apr-13 to 31-Mar-14 (Net of HST)	Expenditures Year to Date 01-Apr-13 to 31-Mar-14 (Net of HST)	Funds Available (Net of HST)	Percent Expended to Date
Office Allowances					
Office Accommodations	12,000.00	12,000.00	12,000.00	0.00	100.0%
Rental of Short-term Accommodations	--	0.00	0.00	--	--
Office Start-up Costs	813.00	0.00	0.00	813.00	0.0%
Office Operations	10,801.00	10,771.39	10,771.39	29.61	99.7%
Total Office Allowances		22,771.39	22,771.39		
Operational Resources					
Operational Resources	--	6,902.13	6,902.13	--	--
Total Operational Resources		6,902.13	6,902.13		
Travel & Living Allowances					
House in Session	--	22,176.95	22,176.95	--	--
House Not in Session	--	11,629.56	11,629.56	--	--
Intra & Extra-Constituency Travel	9,999.00	5,395.75	5,395.75	4,603.25	54.0%
Helicopter Travel	17,311.00	0.00	0.00	17,311.00	0.0%
Total Travel & Living Allowances		39,202.26	39,202.26		
Constituency Allowance					
Constituency Allowance	2,655.00	2,366.53	2,366.53	288.47	89.1%
Total Constituency Allowance		2,366.53	2,366.53		
Total Expenditures					
		71,242.31	71,242.31		

---- End of Report ----



House of Assembly
Newfoundland and Labrador
Member Accountability and Disclosure Report
Expenditures Summarized by Category
01-Apr-13 to 31-Mar-14

PARSONS, KEVIN, MHA

Allowance Category	Expenditure Limit for Fiscal Year 2013/14 (Net of HST)	Expenditures Processed 01-Apr-13 to 31-Mar-14 (Net of HST)	Expenditures Year to Date 01-Apr-13 to 31-Mar-14 (Net of HST)	Funds Available (Net of HST)	Percent Expended to Date
Office Allowances					
Office Accommodations	--	0.00	0.00	--	--
Rental of Short-term Accommodations	--	0.00	0.00	--	--
Office Start-up Costs	--	0.00	0.00	--	--
Office Operations	10,801.00	6,867.27	6,867.27	3,933.73	63.6%
Total Office Allowances		6,867.27	6,867.27		
Operational Resources					
Operational Resources	--	3,521.25	3,521.25	--	--
Total Operational Resources		3,521.25	3,521.25		
Travel & Living Allowances					
House in Session	--	0.00	0.00	--	--
House Not in Session	--	0.00	0.00	--	--
Intra & Extra-Constituency Travel	6,372.00	1,809.91	1,809.91	4,562.09	28.4%
Helicopter Travel	--	0.00	0.00	--	--
Total Travel & Living Allowances		1,809.91	1,809.91		
Constituency Allowance					
Constituency Allowance	2,655.00	2,604.06	2,604.06	50.94	98.1%
Total Constituency Allowance		2,604.06	2,604.06		
Total Expenditures					
		14,802.49	14,802.49		

---- End of Report ----



House of Assembly
Newfoundland and Labrador
Member Accountability and Disclosure Report
Expenditures Summarized by Category
01-Apr-13 to 31-Mar-14

PEACH, CALVIN, MHA

Allowance Category	Expenditure Limit for Fiscal Year 2013/14 (Net of HST)	Expenditures Processed 01-Apr-13 to 31-Mar-14 (Net of HST)	Expenditures Year to Date 01-Apr-13 to 31-Mar-14 (Net of HST)	Funds Available (Net of HST)	Percent Expended to Date
Office Allowances					
Office Accommodations	--	0.00	0.00	--	--
Rental of Short-term Accommodations	--	0.00	0.00	--	--
Office Start-up Costs	--	0.00	0.00	--	--
Office Operations	10,801.00	9,551.83	9,551.83	1,249.17	88.4%
Total Office Allowances		9,551.83	9,551.83		
Operational Resources					
Operational Resources	--	2,976.37	2,976.37	--	--
Total Operational Resources		2,976.37	2,976.37		
Travel & Living Allowances					
House in Session	--	8,137.77	8,137.77	--	--
House Not in Session	--	2,322.66	2,322.66	--	--
Intra & Extra-Constituency Travel	11,594.00	8,745.11	8,745.11	2,848.89	75.4%
Helicopter Travel	--	0.00	0.00	--	--
Total Travel & Living Allowances		19,205.54	19,205.54		
Constituency Allowance					
Constituency Allowance	2,655.00	1,564.58	1,564.58	1,090.42	58.9%
Total Constituency Allowance		1,564.58	1,564.58		
Total Expenditures					
		33,298.32	33,298.32		

---- End of Report ----



House of Assembly
Newfoundland and Labrador
Member Accountability and Disclosure Report
Expenditures Summarized by Category
01-Apr-13 to 31-Mar-14

PERRY, TRACEY, MHA

Allowance Category	Expenditure Limit for Fiscal Year 2013/14 (Net of HST)	Expenditures Processed 01-Apr-13 to 31-Mar-14 (Net of HST)	Expenditures Year to Date 01-Apr-13 to 31-Mar-14 (Net of HST)	Funds Available (Net of HST)	Percent Expended to Date
Office Allowances					
Office Accommodations	9,492.00	9,492.00	9,492.00	0.00	100.0%
Rental of Short-term Accommodations	--	0.00	0.00	--	--
Office Start-up Costs	--	0.00	0.00	--	--
Office Operations	10,801.00	10,284.83	10,284.83	516.17	95.2%
Total Office Allowances		19,776.83	19,776.83		
Operational Resources					
Operational Resources	--	5,192.92	5,192.92	--	--
Total Operational Resources		5,192.92	5,192.92		
Travel & Living Allowances					
House in Session	--	21,962.38	21,962.38	--	--
House Not in Session	--	4,157.35	4,157.35	--	--
Intra & Extra-Constituency Travel	16,327.00	6,170.43	6,170.43	10,156.57	37.8%
Helicopter Travel	20,279.00	2,061.79	2,061.79	18,217.21	10.2%
Total Travel & Living Allowances		34,351.95	34,351.95		
Constituency Allowance					
Constituency Allowance	2,655.00	1,962.04	1,962.04	692.96	73.9%
Total Constituency Allowance		1,962.04	1,962.04		
Total Expenditures					
		61,283.74	61,283.74		

---- End of Report ----



House of Assembly
Newfoundland and Labrador
Member Accountability and Disclosure Report
Expenditures Summarized by Category
01-Apr-13 to 31-Mar-14

POLLARD, KEVIN, MHA

Allowance Category	Expenditure Limit for Fiscal Year 2013/14 (Net of HST)	Expenditures Processed 01-Apr-13 to 31-Mar-14 (Net of HST)	Expenditures Year to Date 01-Apr-13 to 31-Mar-14 (Net of HST)	Funds Available (Net of HST)	Percent Expended to Date
Office Allowances					
Office Accommodations	12,000.00	12,000.00	12,000.00	0.00	100.0%
Rental of Short-term Accommodations	--	0.00	0.00	--	--
Office Start-up Costs	--	0.00	0.00	--	--
Office Operations	10,801.00	7,381.25	7,381.25	3,419.75	68.3%
Total Office Allowances		19,381.25	19,381.25		
Operational Resources					
Operational Resources	--	3,950.71	3,950.71	--	--
Total Operational Resources		3,950.71	3,950.71		
Travel & Living Allowances					
House in Session	--	25,673.16	25,673.16	--	--
House Not in Session	--	8,801.47	8,801.47	--	--
Intra & Extra-Constituency Travel	8,937.00	8,937.00	8,937.00	0.00	100.0%
Helicopter Travel	--	0.00	0.00	--	--
Total Travel & Living Allowances		43,411.63	43,411.63		
Constituency Allowance					
Constituency Allowance	2,655.00	1,411.86	1,411.86	1,243.14	53.2%
Total Constituency Allowance		1,411.86	1,411.86		
Total Expenditures					
		68,155.45	68,155.45		

---- End of Report ----



House of Assembly
Newfoundland and Labrador
Member Accountability and Disclosure Report
Expenditures Summarized by Category
01-Apr-13 to 31-Mar-14

ROGERS, GERRY, MHA

Allowance Category	Expenditure Limit for Fiscal Year 2013/14 (Net of HST)	Expenditures Processed 01-Apr-13 to 31-Mar-14 (Net of HST)	Expenditures Year to Date 01-Apr-13 to 31-Mar-14 (Net of HST)	Funds Available (Net of HST)	Percent Expended to Date
Office Allowances					
Office Accommodations	--	0.00	0.00	--	--
Rental of Short-term Accommodations	--	0.00	0.00	--	--
Office Start-up Costs	--	0.00	0.00	--	--
Office Operations	10,801.00	10,580.23	10,580.23	220.77	98.0%
Total Office Allowances		10,580.23	10,580.23		
Operational Resources					
Operational Resources	--	3,909.57	3,909.57	--	--
Total Operational Resources		3,909.57	3,909.57		
Travel & Living Allowances					
House in Session	--	0.00	0.00	--	--
House Not in Session	--	0.00	0.00	--	--
Intra & Extra-Constituency Travel	5,310.00	1,447.25	1,447.25	3,862.75	27.3%
Helicopter Travel	--	0.00	0.00	--	--
Total Travel & Living Allowances		1,447.25	1,447.25		
Constituency Allowance					
Constituency Allowance	2,655.00	1,935.50	1,935.50	719.50	72.9%
Total Constituency Allowance		1,935.50	1,935.50		
Total Expenditures					
		17,872.55	17,872.55		

---- End of Report ----



House of Assembly
Newfoundland and Labrador
Member Accountability and Disclosure Report
Expenditures Summarized by Category
01-Apr-13 to 31-Mar-14

RUSSELL, KEITH, MHA

Allowance Category	Expenditure Limit for Fiscal Year 2013/14 (Net of HST)	Expenditures Processed 01-Apr-13 to 31-Mar-14 (Net of HST)	Expenditures Year to Date 01-Apr-13 to 31-Mar-14 (Net of HST)	Funds Available (Net of HST)	Percent Expended to Date
Office Allowances					
Office Accommodations	--	0.00	0.00	--	--
Rental of Short-term Accommodations	--	0.00	0.00	--	--
Office Start-up Costs	679.00	0.00	0.00	679.00	0.0%
Office Operations	10,801.00	8,826.06	8,826.06	1,974.94	81.7%
Total Office Allowances		8,826.06	8,826.06		
Operational Resources					
Operational Resources	--	3,645.97	3,645.97	--	--
Total Operational Resources		3,645.97	3,645.97		
Travel & Living Allowances					
House in Session	--	28,038.46	28,038.46	--	--
House Not in Session	--	5,296.96	5,296.96	--	--
Intra & Extra-Constituency Travel	7,080.00	5,144.35	5,144.35	1,935.65	72.7%
Helicopter Travel	--	0.00	0.00	--	--
Total Travel & Living Allowances		38,479.77	38,479.77		
Constituency Allowance					
Constituency Allowance	2,655.00	836.63	836.63	1,818.37	31.5%
Total Constituency Allowance		836.63	836.63		
Total Expenditures					
		51,788.43	51,788.43		

---- End of Report ----



House of Assembly
Newfoundland and Labrador
Member Accountability and Disclosure Report
Expenditures Summarized by Category
01-Apr-13 to 31-Mar-14

SHEA, JOAN, MHA

Allowance Category	Expenditure Limit for Fiscal Year 2013/14 (Net of HST)	Expenditures Processed 01-Apr-13 to 31-Mar-14 (Net of HST)	Expenditures Year to Date 01-Apr-13 to 31-Mar-14 (Net of HST)	Funds Available (Net of HST)	Percent Expended to Date
Office Allowances					
Office Accommodations	--	0.00	0.00	--	--
Rental of Short-term Accommodations	--	0.00	0.00	--	--
Office Start-up Costs	--	0.00	0.00	--	--
Office Operations	10,801.00	5,137.76	5,137.76	5,663.24	47.6%
Total Office Allowances		5,137.76	5,137.76		
Operational Resources					
Operational Resources	--	4,650.07	4,650.07	--	--
Total Operational Resources		4,650.07	4,650.07		
Travel & Living Allowances					
House in Session	--	12,688.58	12,688.58	--	--
House Not in Session	--	44.64	44.64	--	--
Intra & Extra-Constituency Travel	6,813.00	77.37	77.37	6,735.63	1.1%
Helicopter Travel	--	0.00	0.00	--	--
Total Travel & Living Allowances		12,810.59	12,810.59		
Constituency Allowance					
Constituency Allowance	2,655.00	0.00	0.00	2,655.00	0.0%
Total Constituency Allowance		0.00	0.00		
Total Expenditures					
		22,598.42	22,598.42		

---- End of Report ----



House of Assembly
Newfoundland and Labrador
Member Accountability and Disclosure Report
Expenditures Summarized by Category
01-Apr-13 to 31-Mar-14

SLADE, SAM, MHA

Allowance Category	Expenditure Limit for Fiscal Year 2013/14 (Net of HST)	Expenditures Processed 01-Apr-13 to 31-Mar-14 (Net of HST)	Expenditures Year to Date 01-Apr-13 to 31-Mar-14 (Net of HST)	Funds Available (Net of HST)	Percent Expended to Date
Office Allowances					
Office Accommodations	4,967.00	4,526.09	4,526.09	440.91	91.1%
Rental of Short-term Accommodations	--	0.00	0.00	--	--
Office Start-up Costs	885.00	298.96	298.96	586.04	33.8%
Office Operations	3,666.00	3,156.10	3,156.10	509.90	86.1%
Total Office Allowances		7,981.15	7,981.15		
Operational Resources					
Operational Resources	--	2,244.97	2,244.97	--	--
Total Operational Resources		2,244.97	2,244.97		
Travel & Living Allowances					
House in Session	--	1,882.55	1,882.55	--	--
House Not in Session	--	772.29	772.29	--	--
Intra & Extra-Constituency Travel	2,352.00	637.08	637.08	1,714.92	27.1%
Helicopter Travel	--	0.00	0.00	--	--
Total Travel & Living Allowances		3,291.92	3,291.92		
Constituency Allowance					
Constituency Allowance	916.00	202.87	202.87	713.13	22.1%
Total Constituency Allowance		202.87	202.87		
Total Expenditures					
		13,720.91	13,720.91		

---- End of Report ----



House of Assembly
Newfoundland and Labrador
Member Accountability and Disclosure Report
Expenditures Summarized by Category
01-Apr-13 to 31-Mar-14

SULLIVAN, SUSAN, MHA

Allowance Category	Expenditure Limit for Fiscal Year 2013/14 (Net of HST)	Expenditures Processed 01-Apr-13 to 31-Mar-14 (Net of HST)	Expenditures Year to Date 01-Apr-13 to 31-Mar-14 (Net of HST)	Funds Available (Net of HST)	Percent Expended to Date
Office Allowances					
Office Accommodations	7,488.00	7,488.00	7,488.00	0.00	100.0%
Rental of Short-term Accommodations	--	0.00	0.00	--	--
Office Start-up Costs	--	0.00	0.00	--	--
Office Operations	10,801.00	6,949.84	6,949.84	3,851.16	64.3%
Total Office Allowances		14,437.84	14,437.84		
Operational Resources					
Operational Resources	--	4,127.22	4,127.22	--	--
Total Operational Resources		4,127.22	4,127.22		
Travel & Living Allowances					
House in Session	--	11,512.76	11,512.76	--	--
House Not in Session	--	0.00	0.00	--	--
Intra & Extra-Constituency Travel	8,054.00	1,897.41	1,897.41	6,156.59	23.6%
Helicopter Travel	--	0.00	0.00	--	--
Total Travel & Living Allowances		13,410.17	13,410.17		
Constituency Allowance					
Constituency Allowance	2,655.00	309.71	309.71	2,345.29	11.7%
Total Constituency Allowance		309.71	309.71		
Total Expenditures					
		32,284.94	32,284.94		

---- End of Report ----



House of Assembly
Newfoundland and Labrador
Member Accountability and Disclosure Report
Expenditures Summarized by Category
01-Apr-13 to 31-Mar-14

VERGE, WADE, MHA

Allowance Category	Expenditure Limit for Fiscal Year 2013/14 (Net of HST)	Expenditures Processed 01-Apr-13 to 31-Mar-14 (Net of HST)	Expenditures Year to Date 01-Apr-13 to 31-Mar-14 (Net of HST)	Funds Available (Net of HST)	Percent Expended to Date
Office Allowances					
Office Accommodations	--	0.00	0.00	--	--
Rental of Short-term Accommodations	--	0.00	0.00	--	--
Office Start-up Costs	--	0.00	0.00	--	--
Office Operations	10,801.00	5,347.68	5,347.68	5,453.32	49.5%
Total Office Allowances		5,347.68	5,347.68		
Operational Resources					
Operational Resources	--	5,422.23	5,422.23	--	--
Total Operational Resources		5,422.23	5,422.23		
Travel & Living Allowances					
House in Session	--	15,223.89	15,223.89	--	--
House Not in Session	--	14,636.30	14,636.30	--	--
Intra & Extra-Constituency Travel	8,142.00	6,003.05	6,003.05	2,138.95	73.7%
Helicopter Travel	--	0.00	0.00	--	--
Total Travel & Living Allowances		35,863.24	35,863.24		
Constituency Allowance					
Constituency Allowance	2,655.00	1,891.29	1,891.29	763.71	71.2%
Total Constituency Allowance		1,891.29	1,891.29		
Total Expenditures					
		48,524.44	48,524.44		

---- End of Report ----



House of Assembly
Newfoundland and Labrador
Member Accountability and Disclosure Report
Expenditures Summarized by Category
01-Apr-13 to 31-Mar-14

WISEMAN, ROSS, MHA

Allowance Category	Expenditure Limit for Fiscal Year 2013/14 (Net of HST)	Expenditures Processed 01-Apr-13 to 31-Mar-14 (Net of HST)	Expenditures Year to Date 01-Apr-13 to 31-Mar-14 (Net of HST)	Funds Available (Net of HST)	Percent Expended to Date
Office Allowances					
Office Accommodations	18,080.00	18,080.04	18,080.04		100.0%
Rental of Short-term Accommodations	--	0.00	0.00	--	--
Office Start-up Costs	--	0.00	0.00	--	--
Office Operations	10,801.00	8,434.82	8,434.82	2,366.18	78.1%
Total Office Allowances		26,514.86	26,514.86		
Operational Resources					
Operational Resources	--	4,295.56	4,295.56	--	--
Total Operational Resources		4,295.56	4,295.56		
Travel & Living Allowances					
House in Session	--	1,363.62	1,363.62	--	--
House Not in Session	--	5,163.75	5,163.75	--	--
Intra & Extra-Constituency Travel	7,255.00	4,443.44	4,443.44	2,811.56	61.2%
Helicopter Travel	--	0.00	0.00	--	--
Total Travel & Living Allowances		10,970.81	10,970.81		
Constituency Allowance					
Constituency Allowance	2,655.00	1,017.97	1,017.97	1,637.03	38.3%
Total Constituency Allowance		1,017.97	1,017.97		
Total Expenditures					
		42,799.20	42,799.20		

---- End of Report ----



*HOUSE OF ASSEMBLY
NEWFOUNDLAND & LABRADOR*

Appendix F

Speaker's Delegated Authority



The Commission through **CM 2008-95**, pursuant to subsection 20(4) of the *House of Assembly Accountability, Integrity and Administration Act*, delegated authority to the Speaker respecting urgent financial matters relating to the administration of the House of Assembly and the Statutory Offices. The Speaker is to consult with the Government House Leader, Opposition House Leader and the Leader of the Third Party and report all decisions and the reasons for them at a subsequent meeting of the Commission.

The following are the approvals under the Speaker's delegated authority respecting urgent financial matters, for the reporting period ended March 31, 2014:

The Speaker, under authority delegated by **CM 2008-095**, approved the issuance of a Cabinet paper to request special warrant funding, in consultation with the Government House Leader, Official Opposition House Leader and the Leader of the Third Party. The Cabinet paper requested approval of special warrant funding in the amount of \$147,200 within the Vote of the Legislature, to provide funds to hold the by-election in the District of Cartwright L'Anse au Clair.



*HOUSE OF ASSEMBLY
NEWFOUNDLAND & LABRADOR*

Appendix G Clerk's Authorization for Furniture & Equipment Expenditures



The Commission approved a Standard Office Allocation Package for Members and Constituency Assistants pursuant to Section 25(1) of the *Members' Resources and Allowances Rules*. At its May 2, 2008 meeting, the Commission delegated authority to the Clerk to pre-approve expenditures for other furniture and equipment to a maximum of \$500.00, with the Clerk to report all such approvals to the Commission (**CM 2008-044 refers**).

The following are the approvals of the Clerk during the reporting period ended March 31, 2014:

DISTRICT	MEMBER	TYPE OF EXPENDITURE	COST	DETAILS
Bonavista South	Mr. Glen Little	Office furniture	\$255.63	Table for constituency office