



ESTIMATES 2012

People and Prosperity

*Responsible Investments
for a Secure Future*



NEWFOUNDLAND AND LABRADOR

**ESTIMATES OF THE PROGRAM EXPENDITURE
AND REVENUE OF THE CONSOLIDATED
REVENUE FUND
2012-13**

Prepared by

The Budgeting Division of The Department of Finance
under the direction of
The Honourable Thomas W. Marshall, Q.C.

April 24, 2012

PRESENTED TO THE HOUSE OF ASSEMBLY AS SUPPLEMENTARY INFORMATION TO THE
BUDGET ADDRESS

ESTIMATES OF THE PROGRAM EXPENDITURE AND REVENUE OF THE CONSOLIDATED REVENUE FUND 2012-13

TABLE OF CONTENTS

Section

Table of Statements and Exhibits

DEPARTMENTAL ESTIMATES:

General Government Sector and Legislative Branch

General Government Sector

Consolidated Fund Services	1
Executive Council	2
Finance.....	3
Public Service Commission	4
Service Newfoundland and Labrador	5
Transportation and Works	6

Legislative Branch

Legislature.....	7
------------------	---

Resource Sector

Advanced Education and Skills	8
Environment and Conservation	9
Fisheries and Aquaculture.....	10
Innovation, Business and Rural Development.....	11
Natural Resources.....	12
Tourism, Culture and Recreation.....	13

Social Sector

Child, Youth and Family Services.....	14
Education	15
Health and Community Services	16
Justice	17
Municipal Affairs	18
Newfoundland and Labrador Housing Corporation.....	19

APPENDICES:

I Estimate of Tax Expenditures.....	A-1
II Summary of Salary Costs by Department 2012-13 and 2011-12 Revised.....	A-2
III Public Sector Debt 2008 to 2012	A-3
IV Estimated Interest and Debt Retirement 2012-13.....	A-4
V Details of Capital Expenditures – Estimates 2012-13.....	A-5
VI Details of Tangible Capital Asset Acquisitions - Estimates 2012-13.....	A-6

ESTIMATES OF THE PROGRAM EXPENDITURE AND REVENUE OF THE CONSOLIDATED REVENUE FUND 2012-13

Page

INTRODUCTION	i
---------------------------	---

STATEMENTS:

I Summary of Cash (Requirement) / Contribution 2012-13 and 2011-12 Revised	iv
II Provincial and Federal Revenues 2012-13 and 2011-12 Revised	v
III Current and Capital Account Expenditures 2012-13 and 2011-12 Revised	vi
IV Current Account Expenditures 2012-13 and 2011-12 Revised	vii
V Capital Account Expenditures 2012-13 and 2011-12 Revised	viii

EXHIBITS:

I Summary and Chart - "Where the Money Comes From"	ix
II Summary and Chart - "Where the Money Goes"	x
III Summary and Chart - Gross Capital Account Expenditures	xi
IV Summary and Chart - Gross Government Expenditures Current and Capital	xii
V Summary and Chart - Budgetary Financing Sources	xiii
VI Summary of Expenditures and Related Revenues By Main Object and Sector 2012-13 and 2011-12 Revised	xiv

ESTIMATES OF THE PROGRAM EXPENDITURE AND REVENUE OF THE CONSOLIDATED REVENUE FUND 2012-13

INTRODUCTION

The financial plan of the Province is the consolidated summary budget as presented in the Budget 2012 document. It combines the projected accrual revenue and expenses of the Consolidated Revenue Fund with the budget of various Crown Corporations, Boards and Authorities which are controlled by the Government of Newfoundland and Labrador. These organizations are accountable for the administration of their financial affairs and resources either to a Minister of the Government or directly to the Legislature. The statements in the Budget document present the projected consolidated accrual revenues and expenses and information on the consolidated change in net debt. A reconciliation of the difference between the Budget accrual figures and the cash based Estimates is also provided.

The Estimates of the Program Expenditure and Revenue is a supplementary document prepared in accordance with the Financial Administration Act to present the 2012-13 departmental spending appropriations of the Consolidated Revenue Fund to the House of Assembly for the fiscal year commencing April 1, 2012. It outlines the estimated expenditures and revenues for the year and reflects policies, programs and priorities of Government in the form prescribed by Treasury Board. For comparative purposes, a revised forecast for the previous fiscal year is presented as well as the previous year's budgeted figures, restated where appropriate, to reflect departmental restructuring.

The Consolidated Revenue Fund, pursuant to the Financial Administration Act, is comprised of all public money over which the Legislature has power of appropriation, excepting money that is otherwise specially disposed of by the Legislature. Such public money is to be appropriated to the public service of the Province by the Legislature, the expenditure of which is assigned to the various Government departments.

The Estimates document reflects the 2012-13 expenditures and revenues, as noted above, of the Consolidated Revenue Fund on a modified cash basis. The accrual based information and annual results of operations are presented in the Budget 2012 document.

PROGRAM STRUCTURE

The program structure of the Estimates represents the manner in which Government divides the financial plan into areas of responsibility and accountability. The Estimates are classified into the following groups:

Sector - A Sector constitutes a division of the Estimates into broad areas to which funding is provided, that is, General Government, Resource and Social.

Department - A Department represents a major policy area to which funding is provided. Each Department is headed by a Minister who is accountable and responsible for its operations (for example - Justice).

Program - Programs are major groupings of the significant functions and responsibilities performed or delivered by a Department (for example - Public Protection).

Sub-program - Sub-programs are divisions of each program which further define areas of responsibility and accountability for program delivery purposes (for example – Police Protection).

Activity - Activities represent the lowest division of the Program Estimates and constitute a specific service or function being funded (for example – Royal Newfoundland Constabulary). Activities are the level at which the House of Assembly votes funding and are the level used for appropriation control.

EXPENDITURES

Budgetary

Budgetary expenditures are those incurred by Government in the course of achieving its policy and program objectives. Expenditures are provided on a gross basis with related revenues received not being netted against the expenditure. The categories of expenditures are:

Current Account - In addition to expenditures of a housekeeping nature such as salaries, supplies, rentals, and interest, current account also includes operating grants for various programs and organizations such as hospitals, schools and Crown Agencies.

Capital Account - These are expenditures whose benefits normally extend over more than one fiscal year. The types of expenditures included would be construction projects, loans, investments in infrastructure and major equipment purchases.

Statutory - Expenditures in this category are specifically authorized by Acts of the Legislature. These payments, such as debt expenses, are made under the Authority of the relevant Acts and do not require annual authorization by the Legislature. Such expenditures can fall under the category of either current account or capital account.

Non-Statutory - These are expenditures which require an annually authorized appropriation of the Legislature prior to the expense being incurred. This authorization is secured when the Legislature votes on the various expenditures during debate of the Estimates.

Non-Budgetary

Non-budgetary transactions relate primarily to debt redemption and sinking fund payments. Such expenditures are for the repayment of debt previously incurred and the setting aside of funds for the future repayment of debt.

Classification of Expenditures

Budgetary expenditures are classified into main objects by type of goods or services. The standard main objects used are as follows:

- | | |
|---------------------------------------|---|
| 01. Salaries | 07. Property, Furnishings and Equipment |
| 02. Employee Benefits | 08. Loans, Advances and Investments |
| 03. Transportation and Communications | 09. Allowances and Assistance |
| 04. Supplies | 10. Grants and Subsidies |
| 05. Professional Services | 11. Debt Expenses |
| 06. Purchased Services | |

REVENUES

Classification of Revenues

Revenues are classified into two distinct categories, current revenues and related revenues, both of which include revenues from Provincial and Federal sources.

Current Revenues - This category includes Provincially generated sources such as taxation and fees. The Federal sources include such revenues as Health and Social Transfers, Equalization, and other transfers. Current Revenues are not displayed in the detailed Departmental Estimates.

REVENUES (Cont'd)

Related Revenues - This category includes revenues which are a direct result of current and capital expenditures incurred. The Provincial sources include revenues such as interest receipts and sales and services by Government-operated facilities. The Federal sources are mainly the result of cost-sharing agreements between the Province and the Government of Canada, whereby the Province delivers the programs and receives reimbursement from the Government of Canada.

ACCOUNTING PERIOD

In accordance with the Financial Administration Act, Government follows a modified cash system to budget for expenditures and revenues. Expenditures are charged against a budget appropriation in the fiscal year in which payments are made, with exceptions for payments made in April for goods or services received prior to March 31, which are charged back to the previous fiscal year. In the case of Federal revenues, receipts received up to the end of April can be written back to the previous year if they relate to expenditures of that fiscal year.

CROWN AGENCIES

Government has established a number of Crown Agencies and Corporations to help carry out its programs and services to the public. Other than the active operating Agencies referred to below, Government does not have any significant special fund accounts except the Province of Newfoundland and Labrador Pooled Pension Fund and the Newfoundland Government Sinking Funds.

Government Budgetary Supported Agencies

- Business Investment Corporation
- C.A. Pippy Park Commission
- College of the North Atlantic
- Health Boards and Foundations (various)
- Heritage Foundation of Newfoundland and Labrador
- Marble Mountain Development Corporation
- Memorial University of Newfoundland
- Newfoundland and Labrador Arts Council
- Newfoundland and Labrador Centre for Health Information
- Newfoundland and Labrador Film Development Corporation
- Newfoundland and Labrador Housing Corporation
- Newfoundland and Labrador Legal Aid Commission
- Newfoundland Ocean Enterprises Limited
- Provincial Advisory Council on the Status of Women - Newfoundland and Labrador
- Provincial Information and Library Resources Board
- Regulatory and Advisory Boards and Agencies (various)
- Research and Development Corporation of Newfoundland and Labrador
- School Boards
- Student Loan Corporation of Newfoundland and Labrador
- The Rooms Corporation of Newfoundland and Labrador

Self-Financing Agencies

- Board of Commissioners of Public Utilities
- Credit Union Deposit Guarantee Corporation
- Multi-Materials Stewardship Board
- Municipal Assessment Agency Inc.
- Nalcor Energy
- Newfoundland and Labrador Immigrant Investor Fund Limited
- Newfoundland and Labrador Industrial Development Corporation
- Newfoundland and Labrador Liquor Corporation
- Newfoundland and Labrador Municipal Financing Corporation
- Workplace Health, Safety and Compensation Commission

STATEMENT I
**NEWFOUNDLAND AND LABRADOR
CONSOLIDATED REVENUE FUND**
SUMMARY OF CASH (REQUIREMENT) / CONTRIBUTION
2012-13 and 2011-12 Revised

	2012-13 Estimates	2011-12 Revised
	(\$000)	(\$000)
BUDGETARY CONTRIBUTION		
Provincial and Federal Revenues (Statement II)	<u>6,591,598</u>	<u>7,458,641</u>
Current Account (Statement IV)		
Gross Expenditure	6,481,981	6,400,853
Related Revenue	<u>(315,029)</u>	<u>(320,033)</u>
Net Expenditure	<u>6,166,952</u>	<u>6,080,820</u>
Capital Account (Statement V)		
Gross Expenditure	1,576,214	783,205
Related Revenue	<u>(167,555)</u>	<u>(106,117)</u>
Net Expenditure	<u>1,408,659</u>	<u>677,088</u>
Total: Net Current and Capital Expenditures (Statement III)	<u>7,575,611</u>	<u>6,757,908</u>
TOTAL CASH (REQUIREMENT) / CONTRIBUTION - BUDGETARY	<u>(984,013)</u>	<u>700,733</u>
NON-BUDGETARY TRANSACTIONS		
Debt Retirement (See Appendix IV)	28,770	240,858
Contributions to Sinking Funds (See Appendix IV)	<u>48,572</u>	<u>48,454</u>
TOTAL NON-BUDGETARY TRANSACTIONS	<u>77,342</u>	<u>289,312</u>
TOTAL CASH (REQUIREMENT) / CONTRIBUTION	<u><u>(1,061,355)</u></u>	<u><u>411,421</u></u>

STATEMENT II
NEWFOUNDLAND AND LABRADOR
CONSOLIDATED REVENUE FUND
PROVINCIAL AND FEDERAL REVENUES
2012-13 and 2011-12 Revised

	2012-13 Estimates (\$000)	2011-12 Revised (\$000)
PROVINCIAL TAX SOURCES:		
Personal Income Tax	948,679	939,453
Sales Tax	891,218	879,647
Gasoline Tax	173,989	168,472
Payroll Tax	137,780	130,838
Tobacco Tax	136,000	136,279
Corporate Income Tax	724,038	484,699
Offshore Royalties	2,224,811	2,800,772
Mining Tax and Royalties	269,711	283,452
Insurance Companies Tax	57,248	56,142
Corporate Capital Tax	29,848	23,470
Forest Management Tax	1,136	-
TOTAL: PROVINCIAL TAX SOURCES	5,594,458	5,903,224
OTHER PROVINCIAL SOURCES:		
Newfoundland and Labrador Liquor Corporation	139,652	138,000
Lottery Revenues	109,400	109,248
Vehicle and Driver Licences	68,500	68,500
Registry of Deeds, Companies and Securities	38,970	39,448
Fines and Forfeitures	14,203	15,908
Inland Fish and Game Licences	3,055	3,130
Water Power Rentals	5,971	5,781
Registry of Personal Property	3,450	3,450
Crown Lands	1,855	1,831
Forestry Royalties and Fees	1,632	1,632
Mining Permits and Fees	3,571	4,268
Offshore Revenue Fund	-	13,430
Other	6,578	6,505
TOTAL: OTHER PROVINCIAL SOURCES	396,837	411,131
TOTAL: PROVINCIAL SOURCES	5,991,295	6,314,355
GOVERNMENT OF CANADA:		
Equalization	(15,101)	(15,101)
Atlantic Accord 1985	-	536,121
Health Transfers	440,729	451,917
Social Transfers	172,967	169,641
Statutory Subsidies	1,708	1,708
TOTAL: GOVERNMENT OF CANADA	600,303	1,144,286
TOTAL: PROVINCIAL AND FEDERAL REVENUES	6,591,598	7,458,641

STATEMENT III
**NEWFOUNDLAND AND LABRADOR
CONSOLIDATED REVENUE FUND
CURRENT AND CAPITAL ACCOUNT EXPENDITURES
2012-13 and 2011-12 Revised**

	2012-13			2011-12
	Gross Expenditure	Related Revenue	Net Expenditure	Revised (Net)
	(\$)	(\$)	(\$)	(\$)
General Government Sector				
Consolidated Fund Services	459,400,200	47,712,700	411,687,500	432,605,100
Executive Council	124,217,100	2,864,200	121,352,900	120,248,300
Finance	114,698,700	5,502,300	109,196,400	90,321,100
Public Service Commission	5,105,500	1,000	5,104,500	5,739,400
Service Newfoundland and Labrador	47,224,000	13,309,700	33,914,300	31,102,900
Transportation and Works	583,008,300	77,203,600	505,804,700	528,548,000
Legislative Branch				
Legislature	25,274,900	222,700	25,052,200	27,753,800
Resource Sector				
Advanced Education and Skills	1,005,552,300	161,131,500	844,420,800	794,959,600
Environment and Conservation	55,837,800	8,557,800	47,280,000	41,978,000
Fisheries and Aquaculture	50,026,700	346,500	49,680,200	31,728,100
Innovation, Business and Rural Development	87,505,400	500,000	87,005,400	80,062,800
Natural Resources	778,483,700	13,131,700	765,352,000	151,049,800
Tourism, Culture and Recreation	66,846,200	5,627,000	61,219,200	59,733,300
Social Sector				
Child, Youth and Family Services	200,527,600	13,350,100	187,177,500	168,552,700
Education	872,025,400	5,104,900	866,920,500	811,616,600
Health and Community Services	2,997,353,700	27,372,500	2,969,981,200	2,870,233,400
Justice	259,470,600	14,594,700	244,875,900	233,677,700
Municipal Affairs	269,513,500	86,051,700	183,461,800	225,558,500
Newfoundland and Labrador Housing Corporation	56,123,600	-	56,123,600	52,439,300
TOTAL	<u>8,058,195,200</u>	<u>482,584,600</u>	<u>7,575,610,600</u>	<u>6,757,908,400</u>

AMOUNT TO BE VOTED 2012-13

Gross Current and Capital Expenditure	8,058,195,200
Less: Expenditures Approved by Statute:	
Interest	358,235,300
Pensions and Gratuities	90,500,200
Debt Management Expenses	309,700
Issues under Guarantee	100,000
Salaries (Auditor General and Comptroller General)	<u>287,600</u>
Amount to be Voted by Supply Bill	<u>7,608,762,400</u>

STATEMENT IV
**NEWFOUNDLAND AND LABRADOR
CONSOLIDATED REVENUE FUND
CURRENT ACCOUNT EXPENDITURES
2012-13 and 2011-12 Revised**

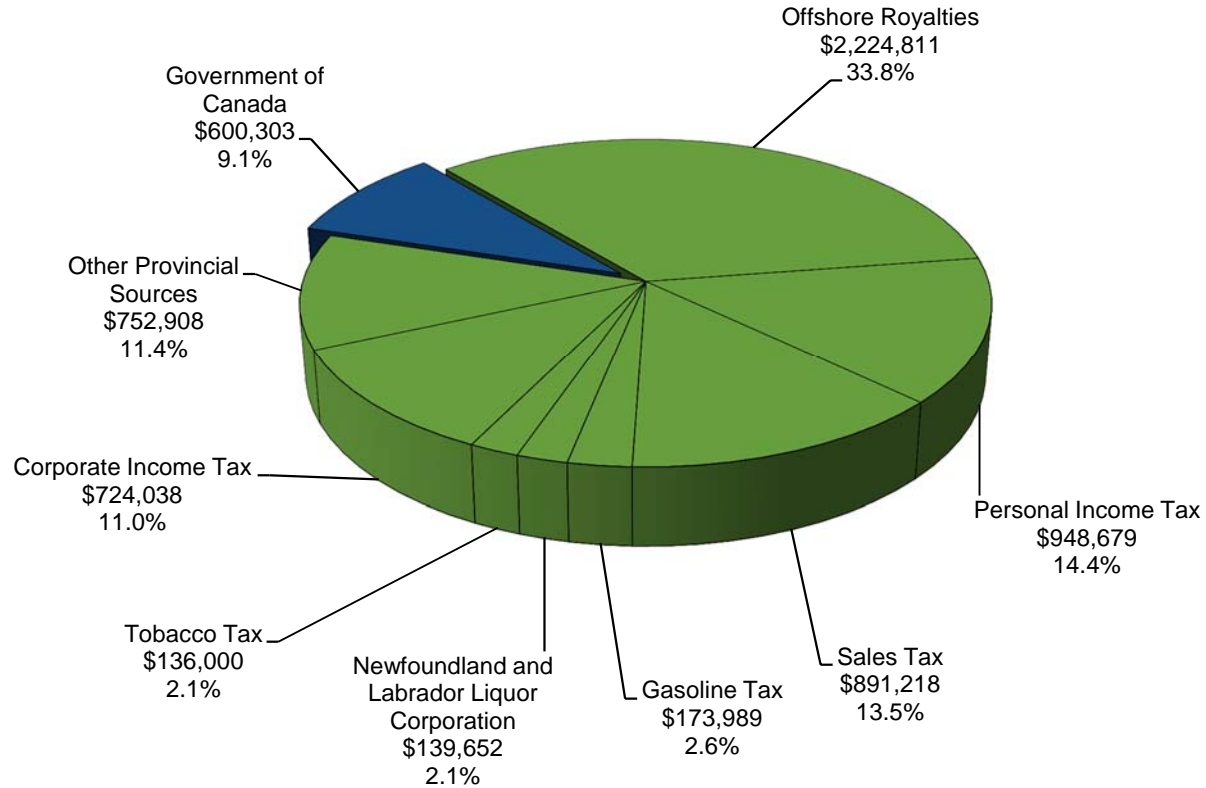
	2012-13		2011-12	
	Gross Expenditure	Related Revenue	Net Expenditure	Revised (Net)
	(\$000)	(\$000)	(\$000)	(\$000)
General Government Sector				
Consolidated Fund Services	459,180	22,980	436,200	440,407
Executive Council	96,288	2,864	93,424	98,309
Finance	114,199	5,502	108,697	90,321
Public Service Commission	5,105	1	5,104	5,739
Service Newfoundland and Labrador	47,089	13,285	33,804	30,917
Transportation and Works	373,526	22,555	350,971	370,627
Legislative Branch				
Legislature	25,275	223	25,052	27,754
Resource Sector				
Advanced Education and Skills	921,391	161,131	760,260	736,102
Environment and Conservation	52,933	8,558	44,375	39,730
Fisheries and Aquaculture	33,707	346	33,361	21,332
Innovation, Business and Rural Development	69,485	500	68,985	77,413
Natural Resources	103,825	11,012	92,813	139,121
Tourism, Culture and Recreation	51,937	4,211	47,726	51,350
Social Sector				
Child, Youth and Family Services	199,967	13,350	186,617	168,553
Education	786,085	5,105	780,980	777,697
Health and Community Services	2,779,671	27,372	2,752,299	2,642,926
Justice	238,156	14,595	223,561	216,792
Municipal Affairs	68,039	1,439	66,600	94,491
Newfoundland and Labrador Housing Corporation	56,123	-	56,123	51,239
TOTAL CURRENT ACCOUNT EXPENDITURES	<u>6,481,981</u>	<u>315,029</u>	<u>6,166,952</u>	<u>6,080,820</u>

STATEMENT V
**NEWFOUNDLAND AND LABRADOR
CONSOLIDATED REVENUE FUND
CAPITAL ACCOUNT EXPENDITURES
2012-13 and 2011-12 Revised**

	2012-13		2011-12	
	Gross Expenditure	Related Revenue	Net Expenditure	Revised (Net)
	(\$000)	(\$000)	(\$000)	(\$000)
General Government Sector				
Consolidated Fund Services	220	24,733	(24,513)	(7,802)
Executive Council	27,929	-	27,929	21,940
Finance	500	-	500	-
Service Newfoundland and Labrador	135	25	110	186
Transportation and Works	209,483	54,649	154,834	157,921
Resource Sector				
Advanced Education and Skills	84,161	-	84,161	58,858
Environment and Conservation	2,905	-	2,905	2,248
Fisheries and Aquaculture	16,320	-	16,320	10,395
Innovation, Business and Rural Development	18,020	-	18,020	2,650
Natural Resources	674,659	2,120	672,539	11,929
Tourism, Culture and Recreation	14,910	1,416	13,494	8,383
Social Sector				
Child, Youth and Family Services	560	-	560	-
Education	85,940	-	85,940	33,920
Health and Community Services	217,683	-	217,683	227,307
Justice	21,314	-	21,314	16,886
Municipal Affairs	201,475	84,612	116,863	131,067
Newfoundland and Labrador Housing Corporation	-	-	-	1,200
TOTAL CAPITAL ACCOUNT EXPENDITURES	1,576,214	167,555	1,408,659	677,088

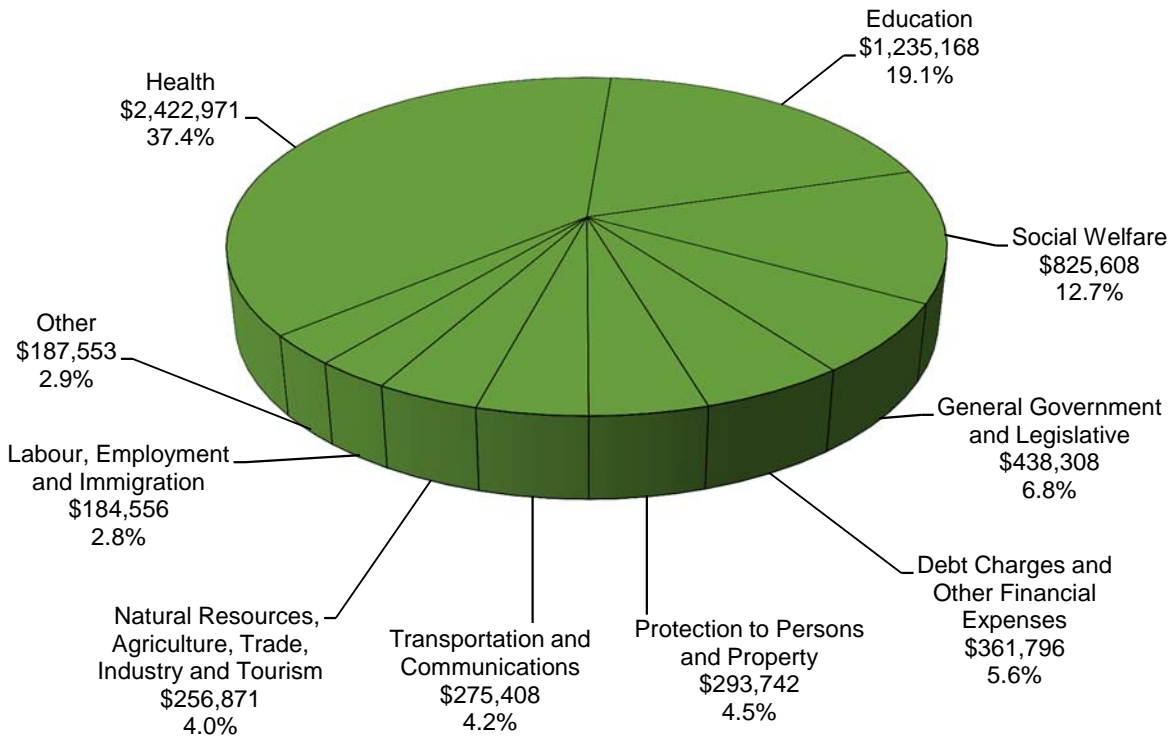
Note: For details refer to Appendix V.

EXHIBIT I
SUMMARY OF CURRENT REVENUES (By Source)
WHERE THE MONEY COMES FROM



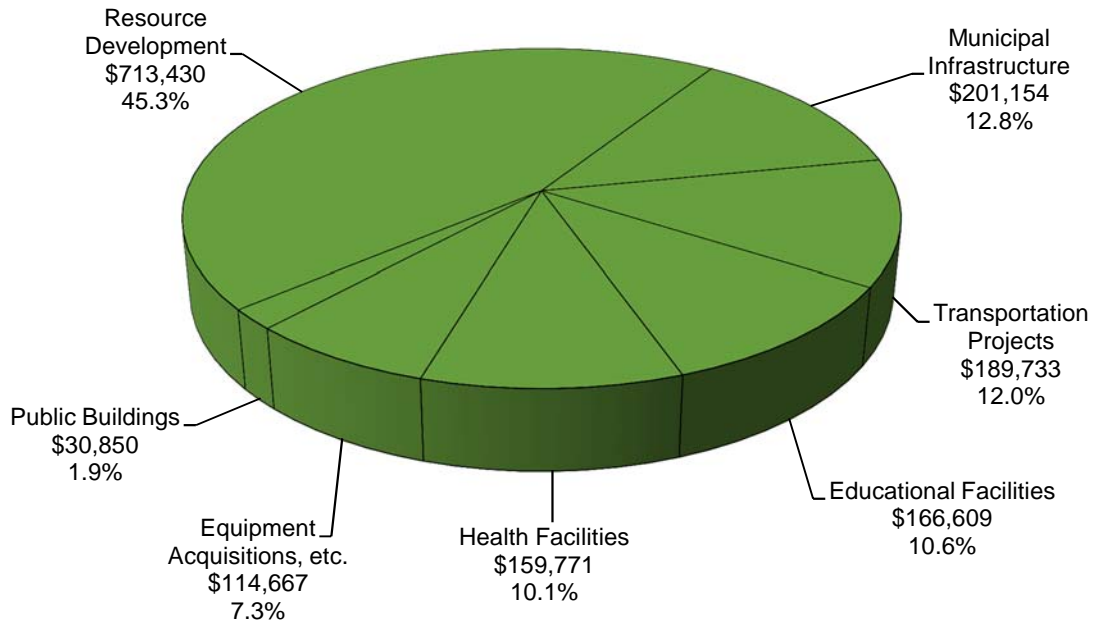
Percentage of Total (%)		Source	Amount (\$000)	
Revised 2011-12	Estimates 2012-13		Estimates 2012-13	Revised 2011-12
Provincial:				
37.5	33.8	Offshore Royalties	2,224,811	2,800,772
12.6	14.4	Personal Income Tax	948,679	939,453
11.8	13.5	Sales Tax	891,218	879,647
2.3	2.6	Gasoline Tax	173,989	168,472
1.8	2.1	Newfoundland and Labrador Liquor Corporation	139,652	138,000
1.8	2.1	Tobacco Tax	136,000	136,279
6.5	11.0	Corporate Income Tax	724,038	484,699
10.3	11.4	Other Provincial Sources	752,908	767,033
<u>84.6</u>	<u>90.9</u>	Total: Provincial	<u>5,991,295</u>	<u>6,314,355</u>
Government of Canada:				
7.0	(0.2)	Equalization and Offsets	(15,101)	521,020
8.4	9.3	Other Federal Sources	615,404	623,266
<u>15.4</u>	<u>9.1</u>	Total: Government of Canada	<u>600,303</u>	<u>1,144,286</u>
<u>100.0</u>	<u>100.0</u>	Total	<u>6,591,598</u>	<u>7,458,641</u>

EXHIBIT II
SUMMARY OF CURRENT ACCOUNT EXPENDITURES (By Function)
WHERE THE MONEY GOES



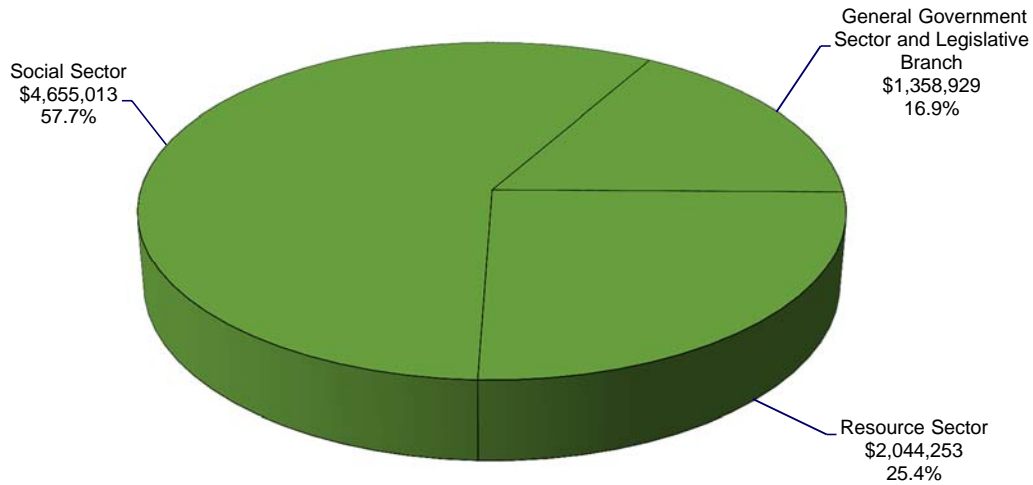
Percentage of Total (%)		Function of Expenditure	Amount (\$000)	
Revised 2011-12	Estimates 2012-13		Estimates 2012-13	Revised 2011-12
		Expenditure:		
35.9	37.4	Health	2,422,971	2,300,097
19.0	19.1	Education	1,235,168	1,215,411
12.6	12.7	Social Welfare	825,608	806,286
6.6	6.8	General Government and Legislative	438,308	421,118
		Debt Charges and Other Financial Expenses	361,796	382,604
6.0	5.6			
4.5	4.5	Protection to Persons and Property	293,742	287,441
4.7	4.2	Transportation and Communications	275,408	301,555
		Natural Resources, Agriculture, Trade, Industry and Tourism		
4.5	4.0		256,871	290,220
3.0	2.8	Labour, Employment and Immigration	184,556	192,288
3.2	2.9	Other	187,553	203,833
<u>100.0</u>	<u>100.0</u>	Total: Expenditures	<u>6,481,981</u>	<u>6,400,853</u>

EXHIBIT III
SUMMARY OF GROSS CAPITAL ACCOUNT EXPENDITURES
(By Function)



Percentage of Total (%)		Category of Capital Expenditure	Amount (\$000)	
Revised 2011-12	Estimates 2012-13		Estimates 2012-13	Revised 2011-12
		Expenditure:		
3.7	45.3	Resource Development	713,430	28,783
25.3	12.8	Municipal Infrastructure	201,154	197,697
17.2	12.0	Transportation Projects	189,733	135,006
12.5	10.6	Educational Facilities	166,609	97,646
22.0	10.1	Health Facilities	159,771	172,528
16.9	7.3	Equipment Acquisitions, etc.	114,667	132,453
2.4	1.9	Public Buildings	30,850	19,092
<u>100.0</u>	<u>100.0</u>	Total: Expenditures	<u>1,576,214</u>	<u>783,205</u>

EXHIBIT IV
**SUMMARY OF GROSS GOVERNMENT EXPENDITURES
CURRENT AND CAPITAL
(By Sector)**



(TOTAL EXPENDITURE: \$ 8,058,195,200)

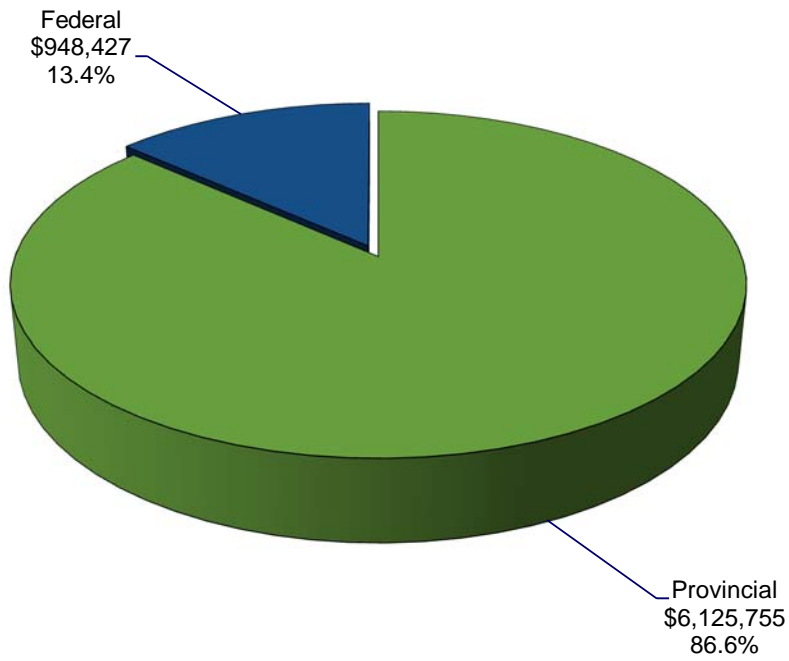
GROSS GOVERNMENT EXPENDITURE		
	Estimates 2012-13 (\$000)	Percentage of Total (%)
Sector Expenditure		
General Government Sector and Legislative Branch	1,358,929	16.9
Resource Sector	2,044,253	25.4
Social Sector	4,655,013	57.7
Total: Expenditure	<u>8,058,195</u>	<u>100.0</u>

RESOURCE SECTOR		
	Estimates 2012-13 (\$000)	Percentage of Total (%)
Resource Sector		
Advanced Education and Skills	1,005,552	12.5
Environment and Conservation	55,838	0.7
Fisheries and Aquaculture	50,027	0.6
Innovation, Business and Rural Development	87,505	1.1
Natural Resources	778,484	9.7
Tourism, Culture and Recreation	66,847	0.8
Total: Resource Sector	<u>2,044,253</u>	<u>25.4</u>

GENERAL GOVERNMENT SECTOR AND LEGISLATIVE BRANCH		
	Estimates 2012-13 (\$000)	Percentage of Total (%)
General Government Sector		
Consolidated Fund Services	459,400	5.7
Executive Council	124,217	1.6
Finance	114,699	1.4
Public Service Commission	5,105	0.1
Service Newfoundland and Labrador	47,224	0.6
Transportation and Works	583,009	7.2
Legislative Branch		
Legislature	25,275	0.3
Total: General Government Sector and Legislative Branch	<u>1,358,929</u>	<u>16.9</u>

SOCIAL SECTOR		
	Estimates 2012-13 (\$000)	Percentage of Total (%)
Social Sector		
Child, Youth and Family Services	200,527	2.5
Education	872,025	10.8
Health and Community Services	2,997,354	37.2
Justice	259,470	3.2
Municipal Affairs	269,514	3.3
Newfoundland and Labrador Housing Corporation	56,123	0.7
Total: Social Sector	<u>4,655,013</u>	<u>57.7</u>

EXHIBIT V
SUMMARY OF BUDGETARY FINANCING SOURCES
 (For Gross Current and Capital Account Expenditures)

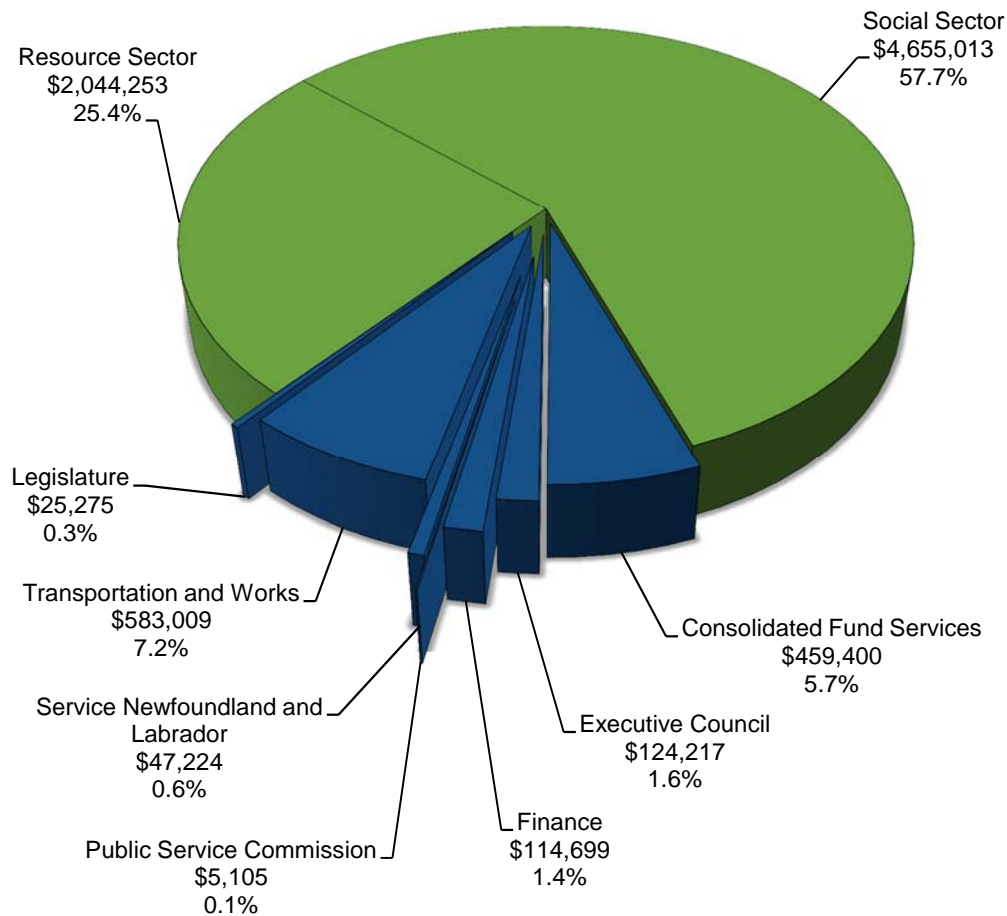


Percentage of Total (%)		Category of Financing	Amount (\$000)	
Revised 2011-12	Estimates 2012-13		Estimates 2012-13	Revised 2011-12
81.7	86.6	Revenue Sources:		
18.3	13.4	Provincial	6,125,755	6,438,789
		Federal	948,427	1,446,002
<u>100.0</u>	<u>100.0</u>	Total: Sources	<u>7,074,182</u>	<u>7,884,791</u>

EXHIBIT VI
**NEWFOUNDLAND AND LABRADOR
CONSOLIDATED REVENUE FUND
SUMMARY OF EXPENDITURES AND RELATED REVENUES
BY MAIN OBJECT AND SECTOR
2012-13 and 2011-12 Revised**

	2012-13					2011-12 Revised
	General Government Sector	Resource Sector	Social Sector	Total	% of Total	
	(\$000)	(\$000)	(\$000)	(\$000)	(%)	(\$000)
Current:						
Salaries	232,250	155,137	222,630	610,017	9.4	566,668
Employee Benefits	174,624	1,025	1,429	177,078	2.7	166,062
Transportation and Communications	16,267	20,698	12,290	49,255	0.8	47,587
Supplies	82,846	9,208	19,056	111,110	1.7	117,670
Professional Services	28,787	11,984	413,807	454,578	7.0	422,500
Purchased Services	204,815	55,063	51,109	310,987	4.8	315,010
Property, Furnishings and Equipment	2,891	1,757	2,024	6,672	0.1	21,975
Allowances and Assistance	3,188	325,812	256,824	585,824	9.0	526,068
Grants and Subsidies	16,758	652,594	3,145,621	3,814,973	58.9	3,835,209
Debt Expenses	358,236	-	3,251	361,487	5.6	382,104
Gross Current Expenditure	<u>1,120,662</u>	<u>1,233,278</u>	<u>4,128,041</u>	<u>6,481,981</u>	<u>100.0</u>	<u>6,400,853</u>
Federal Revenue Sources	(10,238)	(160,934)	(35,330)	(206,502)	65.6	(204,752)
Provincial Revenue Sources	(57,172)	(24,824)	(26,531)	(108,527)	34.4	(115,281)
Total Current Related Revenues	<u>(67,410)</u>	<u>(185,758)</u>	<u>(61,861)</u>	<u>(315,029)</u>	<u>100.0</u>	<u>(320,033)</u>
Net Current Expenditure	<u>1,053,252</u>	<u>1,047,520</u>	<u>4,066,180</u>	<u>6,166,952</u>		<u>6,080,820</u>
Capital:						
Salaries	11,794	685	4,347	16,826	1.1	13,089
Employee Benefits	-	1	7	8	-	12
Transportation and Communications	1,935	11	588	2,534	0.2	1,738
Supplies	2,511	13	18	2,542	0.2	1,950
Professional Services	43,450	2,885	20,830	67,165	4.2	51,857
Purchased Services	151,906	7,331	243,536	402,773	25.5	319,385
Property, Furnishings and Equipment	25,951	14,307	60,001	100,259	6.4	122,214
Loans, Advances and Investments	600	696,100	-	696,700	44.2	16,846
Grants and Subsidies	-	89,322	197,619	286,941	18.2	255,545
Debt Expenses	120	320	26	466	0.0	569
Gross Capital Expenditure	<u>238,267</u>	<u>810,975</u>	<u>526,972</u>	<u>1,576,214</u>	<u>100.0</u>	<u>783,205</u>
Federal Revenue Sources	(53,474)	(3,536)	(84,612)	(141,622)	84.5	(96,964)
Provincial Revenue Sources	(25,933)	-	-	(25,933)	15.5	(9,153)
Total Capital Related Revenues	<u>(79,407)</u>	<u>(3,536)</u>	<u>(84,612)</u>	<u>(167,555)</u>	<u>100.0</u>	<u>(106,117)</u>
Net Capital Expenditure	<u>158,860</u>	<u>807,439</u>	<u>442,360</u>	<u>1,408,659</u>		<u>677,088</u>
TOTAL NET EXPENDITURE	<u><u>1,212,112</u></u>	<u><u>1,854,959</u></u>	<u><u>4,508,540</u></u>	<u><u>7,575,611</u></u>		<u><u>6,757,908</u></u>

General Government Sector and Legislative Branch



GROSS CURRENT AND CAPITAL EXPENDITURE

Percentage of Total (%)		Head	Amount (\$000)	
Revised 2011-12	Estimates 2012-13		Estimates 2012-13	Revised 2011-12
		General Government Sector		
6.6	5.7	Consolidated Fund Services	459,400	473,015
1.7	1.6	Executive Council	124,217	122,718
1.3	1.4	Finance	114,699	94,638
0.1	0.1	Public Service Commission	5,105	5,741
0.6	0.6	Service Newfoundland and Labrador	47,224	43,334
8.0	7.2	Transportation and Works	583,009	572,853
		Legislative Branch		
0.4	0.3	Legislature	25,275	28,140
18.7	16.9	Total: General Government Sector and Legislative Branch	1,358,929	1,340,439

CONSOLIDATED FUND SERVICES

HON. THOMAS W. MARSHALL, Q.C.
Minister
Confederation Building

TERRY PADDON, C.A.
Deputy Minister
Confederation Building

Expenditures made under Consolidated Fund Services represent the interest costs and management expenses related to the servicing of the public debt of the Province, and the funding of the pension plans for Government and Government agency employees.

PROGRAM FUNDING SUMMARY FISCAL YEAR 2012-13 (Gross Expenditure)

Program	Current	Capital	Total
	\$	\$	\$
Servicing of the Public Debt	358,595,000	220,300	358,815,300
Employee Retirement Arrangements	100,584,900	-	100,584,900
TOTAL: PROGRAM ESTIMATES	459,179,900	220,300	459,400,200

SUMMARY OF EXPENDITURE AND RELATED REVENUE FISCAL YEAR 2012-13

Gross Expenditure		
Amount Voted	\$10,255,000	
Amount Provided by Statute	449,145,200	\$459,400,200
Less: Related Revenue		
Current	(22,979,700)	
Capital	(24,733,000)	(47,712,700)
NET EXPENDITURE (Current and Capital)		\$411,687,500

CONSOLIDATED FUND SERVICES

SERVICING OF THE PUBLIC DEBT

	2012-13 Estimates	2011-12 Revised	Budget
	\$	\$	\$
INTEREST - STATUTORY			
<i>CURRENT</i>			
1.1.01. TEMPORARY BORROWINGS			
Appropriations provide for the interest expense on temporary bank borrowings by the Province.			
11. Debt Expenses	50,000	1,000	50,000
Total: Temporary Borrowings	50,000	1,000	50,000
1.1.02. TREASURY BILLS			
Appropriations provide for the interest expense on treasury bill borrowings.			
11. Debt Expenses	5,648,200	4,943,700	7,426,400
Total: Treasury Bills	5,648,200	4,943,700	7,426,400
1.1.03. DEBENTURES			
Appropriations provide for interest expenses on debenture debt and other borrowings by the Province in the capital markets.			
11. Debt Expenses:			
Paid to Debentureholders	310,633,900	323,582,200	324,220,700
Paid to Newfoundland and Labrador Government Sinking Fund	21,818,200	26,867,500	27,252,600
Total: Debentures	332,452,100	350,449,700	351,473,300
1.1.04. CANADA PENSION PLAN			
Appropriations provide for interest expense on funds borrowed from the Canada Pension Plan Investment Fund.			
11. Debt Expenses	20,085,000	23,459,000	23,459,000
Total: Canada Pension Plan	20,085,000	23,459,000	23,459,000
1.1.05. TEMPORARY INVESTMENTS			
Appropriations provide for interest earnings on the Province's investment of available cash in the money markets, and on bank and trust balances.			
02. Revenue - Provincial	(17,403,200)	(16,800,000)	(20,100,000)
Total: Temporary Investments	(17,403,200)	(16,800,000)	(20,100,000)

CONSOLIDATED FUND SERVICES

SERVICING OF THE PUBLIC DEBT

	2012-13 Estimates	2011-12	
	\$	Revised	Budget
	\$	\$	\$
INTEREST - STATUTORY (Cont'd)			
<i>CURRENT</i>			
1.1.06. RECOVERIES ON LOANS AND ADVANCES			
Appropriations provide for interest paid to the Province on loans to various public and private entities.			
02. Revenue - Provincial	<u>(1,207,000)</u>	<u>(644,700)</u>	<u>(1,000)</u>
Total: Recoveries on Loans and Advances	<u>(1,207,000)</u>	<u>(644,700)</u>	<u>(1,000)</u>
1.1.07. NEWFOUNDLAND AND LABRADOR GOVERNMENT SINKING FUND			
Appropriations provided for the payment to the Province of sinking fund earnings in excess of the amounts required to redeem related sinking fund debenture debt, or upon cancellation of sinking funds.			
02. Revenue - Provincial	<u>-</u>	<u>(5,553,500)</u>	<u>(5,295,000)</u>
Total: Newfoundland and Labrador Government Sinking Fund	<u>-</u>	<u>(5,553,500)</u>	<u>(5,295,000)</u>
1.1.08. INTEREST SUBSIDY - CMHC			
Appropriations provide for a subsidy from the Canada Mortgage and Housing Corporation relative to interest on debt issued for the extension and renovations completed during 1987 at the Harbour Lodge, Carbonear.			
02. Revenue - Provincial	<u>(151,400)</u>	<u>(151,400)</u>	<u>(151,400)</u>
Total: Interest Subsidy - CMHC	<u>(151,400)</u>	<u>(151,400)</u>	<u>(151,400)</u>
TOTAL: INTEREST - STATUTORY	<u>339,473,700</u>	<u>355,703,800</u>	<u>356,861,300</u>
INVESTMENT RECOVERIES			
<i>CAPITAL</i>			
1.2.01. RECOVERIES ON LOANS, ADVANCES AND INVESTMENTS			
Appropriations provide for principal recovery from various loans, advances and investments.			
02. Revenue - Provincial	<u>(24,732,000)</u>	<u>(8,021,000)</u>	<u>(21,000)</u>
Total: Recoveries on Loans, Advances and Investments	<u>(24,732,000)</u>	<u>(8,021,000)</u>	<u>(21,000)</u>
TOTAL: INVESTMENT RECOVERIES	<u>(24,732,000)</u>	<u>(8,021,000)</u>	<u>(21,000)</u>

CONSOLIDATED FUND SERVICES

SERVICING OF THE PUBLIC DEBT

	2012-13 Estimates	2011-12 Revised	2011-12 Budget
	\$	\$	\$
RENTAL PURCHASE - NON-STATUTORY			
<i>CAPITAL</i>			
1.3.01. VARIOUS FACILITIES			
Appropriations provide for payments into sinking funds established for the purchase of various leased facilities at the expiration of the respective lease terms.			
11. Debt Expenses	120,300	120,300	120,300
Amount to be Voted	120,300	120,300	120,300
Total: Various Facilities	120,300	120,300	120,300
TOTAL: RENTAL PURCHASE - NON-STATUTORY	120,300	120,300	120,300
 LOAN GUARANTEES - STATUTORY			
(Except Where Specified)			
<i>CURRENT</i>			
1.4.01. GUARANTEE FEES - NON-STATUTORY			
Appropriations provide for fees charged to private companies which have debt guaranteed by the Province and costs related to the collection of loans and guarantees.			
05. Professional Services	50,000	50,000	50,000
Amount to be Voted	50,000	50,000	50,000
02. Revenue - Provincial	(3,537,000)	(7,605,800)	(105,000)
Total: Guarantee Fees - Non-Statutory	(3,487,000)	(7,555,800)	(55,000)
 <i>CAPITAL</i>			
1.4.02. ISSUES UNDER GUARANTEE			
Appropriations provide for payments under loan guarantees extended by the Province to certain private companies and individuals.			
08. Loans, Advances and Investments	100,000	100,000	100,000
02. Revenue - Provincial	(1,000)	(1,000)	(1,000)
Total: Issues Under Guarantee	99,000	99,000	99,000
TOTAL: LOAN GUARANTEES - STATUTORY (Except Where Specified)	(3,388,000)	(7,456,800)	44,000

CONSOLIDATED FUND SERVICES

SERVICING OF THE PUBLIC DEBT

	2012-13 <u>Estimates</u>	2011-12 <u>Revised</u>	<u>Budget</u>
	\$	\$	\$
DEBT MANAGEMENT EXPENSES - STATUTORY			
<i>CURRENT</i>			
1.5.01. DISCOUNTS AND COMMISSIONS			
Appropriations provide for underwriting commissions and management fees on new capital market borrowings by the Province. Discounts and premiums on such borrowings are also reflected under this activity.			
11. Debt Expenses	<u>1,000</u>	<u>1,000</u>	<u>1,000</u>
Total: Discounts and Commissions	<u>1,000</u>	<u>1,000</u>	<u>1,000</u>
1.5.02. GENERAL EXPENSES			
Appropriations provide for bond registrar, paying agency, custodial services and rating agency fees, as well as various other fees and costs associated with cash management and the issuance, servicing and redemption of the Province's debt.			
03. Transportation and Communications	<u>5,000</u>	<u>500</u>	<u>5,000</u>
04. Supplies	<u>4,000</u>	<u>100</u>	<u>4,000</u>
05. Professional Services	<u>219,700</u>	<u>430,000</u>	<u>449,100</u>
06. Purchased Services	<u>80,000</u>	<u>70,000</u>	<u>80,000</u>
Total: General Expenses	<u>308,700</u>	<u>500,600</u>	<u>538,100</u>
TOTAL: DEBT MANAGEMENT EXPENSES - STATUTORY	<u>309,700</u>	<u>501,600</u>	<u>539,100</u>
TOTAL: SERVICING OF THE PUBLIC DEBT	<u>311,783,700</u>	<u>340,847,900</u>	<u>357,543,700</u>

CONSOLIDATED FUND SERVICES

EMPLOYEE RETIREMENT ARRANGEMENTS

	2012-13 Estimates	2011-12 Revised	Budget
	\$	\$	\$
PENSIONS AND GRATUITIES - STATUTORY			
(Except Where Specified)			
<i>CURRENT</i>			
2.1.01. CONTRIBUTIONS TO PENSIONS			
Appropriations provide for Government's share of pension contributions under those pension plans which form part of the Pensions Funding Act, and for payments under other supplementary arrangements.			
02. Employee Benefits	90,314,900	90,414,300	85,702,900
02. Revenue - Provincial	(480,000)	(816,300)	(480,000)
Total: Contributions to Pensions	89,834,900	89,598,000	85,222,900
 2.1.02. EX-GRATIA AND OTHER PAYMENTS - NON-STATUTORY			
Appropriations provide for special retirement and other payments as approved by Treasury Board. As required, funding will be transferred to Departments during the year.			
02. Employee Benefits	10,084,700	2,796,000	4,289,500
Amount to be Voted	10,084,700	2,796,000	4,289,500
02. Revenue - Provincial	(201,100)	(786,700)	(211,900)
Total: Ex-Gratia and Other Payments - Non-Statutory	9,883,600	2,009,300	4,077,600
 2.1.03. PRE 1949 SPECIAL ACTS			
Appropriations provide for pension and other payments under statutory arrangements which do not form part of the Pensions Funding Act. Appropriations also provide for pension payments to former employees of the Newfoundland Railway and the Province who transferred to the Canadian National Railway and the Federal Government in 1949.			
02. Employee Benefits	185,300	179,500	208,000
02. Revenue - Provincial	-	(29,600)	-
Total: Pre 1949 Special Acts	185,300	149,900	208,000
TOTAL: PENSIONS AND GRATUITIES - STATUTORY (Except Where Specified)	99,903,800	91,757,200	89,508,500
TOTAL: EMPLOYEE RETIREMENT ARRANGEMENTS	99,903,800	91,757,200	89,508,500
TOTAL: CONSOLIDATED FUND SERVICES	411,687,500	432,605,100	447,052,200

EXECUTIVE COUNCIL

HON. KATHY DUNDERDALE
Premier

ROBERT THOMPSON
Clerk of the Executive Council
Secretary to Cabinet

HON. THOMAS W. MARSHALL, Q.C.
Minister Responsible for the Human Resource Secretariat

DONNA BREWER, C.A.
Deputy Minister
Provincial Government Programs

BRENDA CAUL, C.A.
Deputy Minister
Human Resource Secretariat and
Deputy Secretary to Treasury Board

HON. NICK McGRATH
Minister for Intergovernmental and Aboriginal Affairs
Minister Responsible for Labrador Affairs
Minister Responsible for the Volunteer and
Non-Profit Sector

TRACY ENGLISH (A)
Deputy Minister
Intergovernmental and Aboriginal Affairs

ROSS REID
Deputy Minister
Voluntary and Non-Profit Secretariat

HON. CHARLENE JOHNSON
Minister Responsible for the Status of Women

HEATHER MacLELLAN
Deputy Minister
Women's Policy Office

HON. PAUL DAVIS
Minister Responsible for the Office of the Chief
Information Officer

ELLEN MacDONALD
Chief Information Officer

HON. KEITH HUTCHINGS
Minister Responsible for the Rural Secretariat

HON. TERRY FRENCH
Minister Responsible for the Office of Climate Change,
Energy Efficiency and Emissions Trading

Executive Council, by virtue of the power vested in the Lieutenant Governor-in-Council, the Honourable the Premier and Cabinet Committees by the Statutes of Newfoundland and Labrador and by convention, is responsible for the overall operations of the Public Service of the Province, information management and information technology, decision making, planning, research and development, formulation of policy and the general development of the Province and all its resources.

PROGRAM FUNDING SUMMARY FISCAL YEAR 2012-13 (Gross Expenditure)

Program	Current	Capital	Total
	\$	\$	\$
The Lieutenant Governor's Establishment	716,100	-	716,100
Office of the Executive Council	25,944,800	-	25,944,800
Human Resource Secretariat	12,789,100	-	12,789,100
Office of the Chief Information Officer	56,837,900	27,929,200	84,767,100
TOTAL: PROGRAM ESTIMATES	96,287,900	27,929,200	124,217,100

SUMMARY OF EXPENDITURE AND RELATED REVENUE FISCAL YEAR 2012-13

Gross Expenditure Amount Voted	\$ 124,217,100
Less: Related Revenue Current	(2,864,200)
NET EXPENDITURE (Current and Capital)	\$ 121,352,900

EXECUTIVE COUNCIL

THE LIEUTENANT GOVERNOR'S ESTABLISHMENT

	<u>2012-13</u> <u>Estimates</u>	<u>2011-12</u>	
	<u>\$</u>	<u>Revised</u>	<u>Budget</u>
	<u>\$</u>	<u>\$</u>	<u>\$</u>
GOVERNMENT HOUSE			
<i>CURRENT</i>			
1.1.01. GOVERNMENT HOUSE			
Appropriations provide for the salary cost of the Lieutenant Governor's support staff and the operating cost of the official residence.			
01. Salaries	635,600	718,200	635,500
02. Employee Benefits	500	500	500
03. Transportation and Communications	19,400	15,700	20,700
04. Supplies	38,500	46,800	44,600
06. Purchased Services	18,900	54,200	54,200
07. Property, Furnishings and Equipment	3,200	4,200	3,500
Amount to be Voted	716,100	839,600	759,000
01. Revenue - Federal	(10,000)	-	-
Total: Government House	706,100	839,600	759,000
TOTAL: GOVERNMENT HOUSE	706,100	839,600	759,000
TOTAL: THE LIEUTENANT GOVERNOR'S ESTABLISHMENT	706,100	839,600	759,000

EXECUTIVE COUNCIL

OFFICE OF THE EXECUTIVE COUNCIL

	2012-13 Estimates	2011-12	
	\$	Revised	Budget
	\$	\$	\$
PREMIER'S OFFICE			
<i>CURRENT</i>			
2.1.01. PREMIER'S OFFICE			
Appropriations provide for the salary and operating costs of the office of the Honourable the Premier and support staff.			
01. Salaries	1,670,100	1,700,000	1,670,100
02. Employee Benefits	2,500	2,500	2,500
03. Transportation and Communications	214,200	195,000	296,700
04. Supplies	32,700	32,700	32,700
06. Purchased Services	34,500	34,500	34,500
07. Property, Furnishings and Equipment	9,000	12,500	10,000
09. Allowances and Assistance	20,000	20,000	20,000
Amount to be Voted	1,983,000	1,997,200	2,066,500
01. Revenue - Federal	-	(4,400)	-
Total: Premier's Office	1,983,000	1,992,800	2,066,500
TOTAL: PREMIER'S OFFICE	1,983,000	1,992,800	2,066,500

CABINET SECRETARIAT

CURRENT

2.2.01. EXECUTIVE SUPPORT

Appropriations provide for the effective and efficient operation of the Cabinet process, support to Cabinet and its Committees, senior planning and direction of the Cabinet Secretariat, and includes the establishment and evaluation of policies and objectives.

01. Salaries	1,569,700	1,945,800	1,569,700
02. Employee Benefits	5,100	4,900	5,100
03. Transportation and Communications	52,400	54,000	55,000
04. Supplies	75,000	75,000	75,000
05. Professional Services	30,000	177,900	30,000
06. Purchased Services	30,900	41,500	30,900
07. Property, Furnishings and Equipment	61,800	23,500	2,000
10. Grants and Subsidies	7,500	5,500	7,500
Amount to be Voted	1,832,400	2,328,100	1,775,200
Total: Executive Support	1,832,400	2,328,100	1,775,200

EXECUTIVE COUNCIL

OFFICE OF THE EXECUTIVE COUNCIL

	2012-13 Estimates	2011-12	
	\$	Revised	Budget
	\$	\$	\$
CABINET SECRETARIAT (Cont'd)			
<i>CURRENT</i>			
2.2.02. PLANNING AND COORDINATION			
Appropriations provide for the coordination and implementation of the requirements of the transparency and accountability legislation including Government's planning, performance monitoring and reporting activities and includes support to enhance the policy capacity of government.			
01. Salaries	426,600	387,000	426,600
02. Employee Benefits	5,000	7,000	5,000
03. Transportation and Communications	62,400	6,300	86,600
04. Supplies	10,000	10,000	10,000
06. Purchased Services	9,900	5,300	9,900
07. Property, Furnishings and Equipment	-	4,800	-
Amount to be Voted	513,900	420,400	538,100
Total: Planning and Coordination	513,900	420,400	538,100
2.2.03. PROVINCIAL GOVERNMENT PROGRAMS OFFICE			
Appropriations provide for the coordination and implementation of Government-wide evaluation practices and includes support to strengthen the policy and evaluation capacity of Government.			
01. Salaries	470,500	219,600	225,500
02. Employee Benefits	5,000	1,000	3,000
03. Transportation and Communications	11,900	4,000	10,000
04. Supplies	11,000	8,300	6,000
05. Professional Services	181,000	-	200,000
06. Purchased Services	-	100	-
07. Property, Furnishings and Equipment	-	9,000	-
10. Grants and Subsidies	6,000	54,000	-
Amount to be Voted	685,400	296,000	444,500
Total: Provincial Government Programs Office	685,400	296,000	444,500

EXECUTIVE COUNCIL

OFFICE OF THE EXECUTIVE COUNCIL

	2012-13 <u>Estimates</u>	2011-12	
	<u>\$</u>	Revised	Budget
	\$	\$	\$
CABINET SECRETARIAT (Cont'd)			
<i>CURRENT</i>			
2.2.04. ECONOMIC AND SOCIAL POLICY ANALYSIS			
Appropriations provide for planning support through analysis and advice on future directions in economic and social policy matters for the Economic and Social Policy Committees of Cabinet.			
01. Salaries	836,700	775,000	836,700
02. Employee Benefits	1,300	1,300	1,300
03. Transportation and Communications	9,700	5,400	10,400
04. Supplies	4,600	6,100	4,600
06. Purchased Services	2,000	1,500	2,000
Amount to be Voted	<u>854,300</u>	<u>789,300</u>	<u>855,000</u>
Total: Economic and Social Policy Analysis	<u>854,300</u>	<u>789,300</u>	<u>855,000</u>
2.2.05. OFFICE OF CLIMATE CHANGE, ENERGY EFFICIENCY AND EMISSIONS TRADING			
Appropriations provide for the Office to develop strategy, policy, analysis and research on climate change adaptation and mitigation and energy efficiency, ensure that climate change and energy efficiency considerations are considered throughout the Provincial Government, and advance collaboration among stakeholders and with other governments.			
01. Salaries	796,000	509,200	806,000
02. Employee Benefits	2,800	2,400	5,000
03. Transportation and Communications	58,000	41,700	50,000
04. Supplies	10,000	11,800	20,000
05. Professional Services	280,000	648,400	450,000
06. Purchased Services	20,000	37,500	20,000
07. Property, Furnishings and Equipment	2,000	13,500	10,000
Amount to be Voted	<u>1,168,800</u>	<u>1,264,500</u>	<u>1,361,000</u>
Total: Office of Climate Change, Energy Efficiency and Emissions Trading	<u>1,168,800</u>	<u>1,264,500</u>	<u>1,361,000</u>

EXECUTIVE COUNCIL

OFFICE OF THE EXECUTIVE COUNCIL

	2012-13	2011-12	
	Estimates	Revised	Budget
	\$	\$	\$
CABINET SECRETARIAT (Cont'd)			
<i>CURRENT</i>			
2.2.06. PROTOCOL			
Appropriations provide for official, diplomatic and royal visits as well as protocol related official functions and duties of the Premier.			
01. Salaries	263,500	448,400	263,500
02. Employee Benefits	-	900	-
03. Transportation and Communications	16,200	17,400	17,500
04. Supplies	15,000	9,000	15,000
06. Purchased Services	52,900	47,900	63,700
10. Grants and Subsidies	-	1,000	-
Amount to be Voted	347,600	524,600	359,700
01. Revenue - Federal	-	(1,100)	-
Total: Protocol	347,600	523,500	359,700
2.2.07. PUBLIC SERVICE DEVELOPMENT			
Appropriations provide for the costs associated with the Public Service Awards of Excellence and other similar initiatives.			
03. Transportation and Communications	100	-	-
04. Supplies	1,000	600	-
06. Purchased Services	28,000	23,200	30,000
Amount to be Voted	29,100	23,800	30,000
Total: Public Service Development	29,100	23,800	30,000
TOTAL: CABINET SECRETARIAT	5,431,500	5,645,600	5,363,500

INTERGOVERNMENTAL AND ABORIGINAL AFFAIRS SECRETARIAT

CURRENT

2.3.01. MINISTER'S OFFICE

Appropriations provide for executive and administrative support for intergovernmental and aboriginal discussions and relations.

01. Salaries	275,000	775,300	750,300
02. Employee Benefits	-	4,800	2,000
03. Transportation and Communications	85,000	158,200	160,000
04. Supplies	7,000	14,000	13,000
06. Purchased Services	8,000	39,000	16,000
07. Property, Furnishings and Equipment	-	200	-
Amount to be Voted	375,000	991,500	941,300
Total: Minister's Office	375,000	991,500	941,300

EXECUTIVE COUNCIL

OFFICE OF THE EXECUTIVE COUNCIL

	2012-13 <u>Estimates</u>	2011-12	
	<u>\$</u>	<u>Revised</u>	<u>Budget</u>
	\$	\$	\$
INTERGOVERNMENTAL AND ABORIGINAL AFFAIRS SECRETARIAT (Cont'd)			
<i>CURRENT</i>			
2.3.02. EXECUTIVE SUPPORT			
Appropriations provide for executive and administrative support for intergovernmental and aboriginal discussions and relations.			
01. Salaries	720,800	962,200	1,003,000
02. Employee Benefits	3,000	3,000	3,000
03. Transportation and Communications	108,000	112,500	116,000
04. Supplies	18,000	18,000	18,000
05. Professional Services	5,000	3,500	-
06. Purchased Services	385,700	415,100	415,100
07. Property, Furnishings and Equipment	3,600	4,000	4,000
10. Grants and Subsidies	49,400	49,400	49,400
Amount to be Voted	1,293,500	1,567,700	1,608,500
02. Revenue - Provincial	-	(174,600)	(174,600)
Total: Executive Support	1,293,500	1,393,100	1,433,900
2.3.03. INTERGOVERNMENTAL POLICY ANALYSIS AND COORDINATION			
Appropriations provide for the review and analysis of intergovernmental issues relating to social, fiscal, resource, economic and constitutional policy and federalism, as well as for the coordination of intergovernmental negotiations in those areas.			
01. Salaries	707,400	647,400	707,400
02. Employee Benefits	-	2,100	-
03. Transportation and Communications	65,700	49,500	69,100
Amount to be Voted	773,100	699,000	776,500
Total: Intergovernmental Policy Analysis and Coordination	773,100	699,000	776,500

EXECUTIVE COUNCIL

OFFICE OF THE EXECUTIVE COUNCIL

	2012-13 Estimates	2011-12	
	\$	Revised	Budget
	\$	\$	\$
INTERGOVERNMENTAL AND ABORIGINAL AFFAIRS SECRETARIAT (Cont'd)			
<i>CURRENT</i>			
2.3.04. ABORIGINAL AFFAIRS			
Appropriations provide for the formulation, implementation and administration of the Province's policies respecting aboriginal peoples.			
01. Salaries	836,000	775,800	875,800
02. Employee Benefits	1,000	1,000	1,000
03. Transportation and Communications	110,000	133,500	124,900
04. Supplies	14,300	28,000	15,300
05. Professional Services	20,000	32,700	38,700
06. Purchased Services	16,100	565,400	1,520,500
07. Property, Furnishings and Equipment	-	800	-
10. Grants and Subsidies	563,500	730,000	567,500
Amount to be Voted	1,560,900	2,267,200	3,143,700
02. Revenue - Provincial	-	(70,000)	(136,000)
Total: Aboriginal Affairs	1,560,900	2,197,200	3,007,700
2.3.05. OTTAWA OFFICE			
Appropriations provided for the operation of the Ottawa Office.			
01. Salaries	-	67,000	257,800
03. Transportation and Communications	-	22,100	25,000
04. Supplies	-	10,000	10,000
06. Purchased Services	-	165,400	95,000
Amount to be Voted	-	264,500	387,800
02. Revenue - Provincial	-	(6,000)	-
Total: Ottawa Office	-	258,500	387,800
TOTAL: INTERGOVERNMENTAL AND ABORIGINAL AFFAIRS SECRETARIAT	4,002,500	5,539,300	6,547,200

EXECUTIVE COUNCIL

OFFICE OF THE EXECUTIVE COUNCIL

	2012-13	2011-12	
	Estimates	Revised	Budget
	\$	\$	\$
COMMUNICATIONS AND CONSULTATION			
<i>CURRENT</i>			
2.4.01. COMMUNICATIONS AND CONSULTATION BRANCH			
Appropriations provide for managing the Media Centre; providing communications support to Cabinet and Cabinet Secretariat; corporate communications planning and implementation; providing effective oversight and co-ordination of government-wide communications; managing Government's branding strategy which highlights the province as an exciting place to live, work, visit, and do business; managing the implementation of Government's Web content standards; and providing support for corporate initiatives such as Public Service Week.			
01. Salaries	1,285,300	1,067,900	1,285,300
02. Employee Benefits	2,500	3,100	2,500
03. Transportation and Communications	55,300	58,200	59,300
04. Supplies	22,400	40,200	22,400
05. Professional Services	800,000	140,000	950,000
06. Purchased Services	375,500	645,400	375,500
07. Property, Furnishings and Equipment	7,200	8,000	8,000
Amount to be Voted	2,548,200	1,962,800	2,703,000
Total: Communications and Consultation Branch	2,548,200	1,962,800	2,703,000
TOTAL: COMMUNICATIONS AND CONSULTATION	2,548,200	1,962,800	2,703,000

FINANCIAL ADMINISTRATION AND HUMAN RESOURCE SUPPORT

CURRENT

2.5.01. FINANCIAL ADMINISTRATION

Appropriations provide for the financial and operational activities for support of the Executive Council, the Department of Finance and the Public Service Commission.

01. Salaries	928,700	1,025,000	847,900
02. Employee Benefits	1,000	600	5,000
03. Transportation and Communications	31,000	33,500	32,500
04. Supplies	20,000	15,400	25,000
06. Purchased Services	5,600	5,600	7,600
07. Property, Furnishings and Equipment	7,000	20,000	11,000
Amount to be Voted	993,300	1,100,100	929,000
Total: Financial Administration	993,300	1,100,100	929,000

EXECUTIVE COUNCIL

OFFICE OF THE EXECUTIVE COUNCIL

	2012-13	2011-12	
	Estimates	Revised	Budget
	\$	\$	\$
FINANCIAL ADMINISTRATION AND HUMAN RESOURCE SUPPORT (Cont'd)			
<i>CURRENT</i>			
2.5.02. STRATEGIC HUMAN RESOURCE MANAGEMENT			
Appropriations provide for the management and control of departmental human resource activities of the Executive Council, the Department of Finance and the Public Service Commission.			
01. Salaries	658,500	658,400	658,400
02. Employee Benefits	22,300	23,700	28,700
03. Transportation and Communications	8,000	8,900	8,900
04. Supplies	22,000	23,100	23,100
06. Purchased Services	267,500	221,200	215,200
07. Property, Furnishings and Equipment	-	200	-
Amount to be Voted	978,300	935,500	934,300
Total: Strategic Human Resource Management	978,300	935,500	934,300
TOTAL: FINANCIAL ADMINISTRATION AND HUMAN RESOURCE SUPPORT	1,971,600	2,035,600	1,863,300

RURAL SECRETARIAT

CURRENT

2.6.01. RURAL SECRETARIAT

Appropriations provide for the Rural Secretariat to promote sustainable economic and social development, ensure that rural issues are considered throughout the Provincial Government, and advance collaboration between and among rural/regional development stakeholders and government departments.

01. Salaries	1,291,500	1,210,000	1,291,500
02. Employee Benefits	7,400	9,900	7,400
03. Transportation and Communications	265,700	282,000	309,900
04. Supplies	41,300	47,100	41,300
05. Professional Services	125,000	153,400	150,000
06. Purchased Services	100,000	91,300	115,100
07. Property, Furnishings and Equipment	6,800	7,500	7,500
Amount to be Voted	1,837,700	1,801,200	1,922,700
Total: Rural Secretariat	1,837,700	1,801,200	1,922,700
TOTAL: RURAL SECRETARIAT	1,837,700	1,801,200	1,922,700

EXECUTIVE COUNCIL

OFFICE OF THE EXECUTIVE COUNCIL

	2012-13 <u>Estimates</u> \$	2011-12 Revised \$	Budget \$
WOMEN'S POLICY			
<i>CURRENT</i>			
2.7.01. WOMEN'S POLICY OFFICE			
Appropriations provide for policy development and research on issues that enhance the economic and social status of women in the Province and prevent violence against vulnerable populations. Appropriations also provide for support for aboriginal women's issues, grants to women's issues, grants to women's centres, aboriginal organizations, violence prevention and coordinative activities within Government and at the provincial and regional levels.			
01. Salaries	903,800	720,000	955,700
02. Employee Benefits	1,500	1,500	1,500
03. Transportation and Communications	255,100	298,700	341,200
04. Supplies	30,800	50,800	30,800
05. Professional Services	360,500	144,200	391,800
06. Purchased Services	280,900	415,000	280,900
07. Property, Furnishings and Equipment	4,200	22,300	4,700
10. Grants and Subsidies	2,466,000	2,501,900	2,417,000
Amount to be Voted	4,302,800	4,154,400	4,423,600
Total: Women's Policy Office	4,302,800	4,154,400	4,423,600
2.7.02. PROVINCIAL ADVISORY COUNCIL ON THE STATUS OF WOMEN			
Appropriations provide for the operations of the Provincial Advisory Council on the Status of Women which extends independent evaluation and advice to Government on issues and policies relevant to women.			
10. Grants and Subsidies	452,700	462,700	462,700
Amount to be Voted	452,700	462,700	462,700
Total: Provincial Advisory Council on the Status of Women	452,700	462,700	462,700
TOTAL: WOMEN'S POLICY	4,755,500	4,617,100	4,886,300

EXECUTIVE COUNCIL

OFFICE OF THE EXECUTIVE COUNCIL

	2012-13 Estimates \$	2011-12 Revised \$	Budget \$
LABRADOR AFFAIRS OFFICE			
<i>CURRENT</i>			
2.8.01. LABRADOR AFFAIRS OFFICE			
Appropriations provide for the development and implementation of Government policy and programs which impact on the Labrador region.			
01. Salaries	1,193,800	931,400	973,400
02. Employee Benefits	5,500	5,500	5,500
03. Transportation and Communications	172,500	151,500	151,500
04. Supplies	14,300	18,300	18,300
05. Professional Services	15,000	40,000	40,000
06. Purchased Services	348,500	180,000	223,000
07. Property, Furnishings and Equipment	6,500	46,500	6,500
10. Grants and Subsidies	856,500	534,000	844,000
Amount to be Voted	2,612,600	1,907,200	2,262,200
01. Revenue - Federal	(81,400)	-	-
Total: Labrador Affairs Office	2,531,200	1,907,200	2,262,200
TOTAL: LABRADOR AFFAIRS OFFICE	2,531,200	1,907,200	2,262,200
VOLUNTARY AND NON-PROFIT SECRETARIAT			
<i>CURRENT</i>			
2.9.01. VOLUNTARY AND NON-PROFIT SECRETARIAT			
Appropriations provide for the Voluntary and Non-Profit Secretariat to strengthen the relationship between Government and the volunteer and non-profit sector, promote volunteerism and social enterprise, enhance the capacity of the sector and facilitate the development of provincial programs/policies to support the sector.			
01. Salaries	512,500	457,500	512,500
02. Employee Benefits	3,000	5,100	3,000
03. Transportation and Communications	58,800	73,000	87,000
04. Supplies	10,000	17,000	10,000
05. Professional Services	5,000	55,000	55,000
06. Purchased Services	110,200	110,000	165,000
07. Property, Furnishings and Equipment	2,700	3,000	3,000
10. Grants and Subsidies	100,000	100,000	100,000
Amount to be Voted	802,200	820,600	935,500
Total: Voluntary and Non-Profit Secretariat	802,200	820,600	935,500
TOTAL: VOLUNTARY AND NON-PROFIT SECRETARIAT	802,200	820,600	935,500
TOTAL: OFFICE OF THE EXECUTIVE COUNCIL	25,863,400	26,322,200	28,550,200

EXECUTIVE COUNCIL

HUMAN RESOURCE SECRETARIAT

	2012-13 <u>Estimates</u>	2011-12	
	<u>\$</u>	<u>Revised</u>	<u>Budget</u>
	\$	\$	\$
HUMAN RESOURCE SECRETARIAT			
<i>CURRENT</i>			
3.1.01. EXECUTIVE SUPPORT			
Appropriations provide for senior level advice on human resource matters to the Treasury Board Committee of Cabinet, and include the senior planning and direction of the Human Resource Secretariat.			
01. Salaries	1,166,100	866,800	866,800
02. Employee Benefits	300	1,200	300
03. Transportation and Communications	19,900	23,800	19,300
04. Supplies	3,500	6,800	2,500
05. Professional Services	5,000	-	5,000
06. Purchased Services	5,000	5,200	5,000
07. Property, Furnishings and Equipment	2,000	1,100	-
Amount to be Voted	1,201,800	904,900	898,900
Total: Executive Support	1,201,800	904,900	898,900
3.1.02. EMPLOYEE RELATIONS			
Appropriations provide for collective bargaining, employee relations, classification, organization and management reviews and associated compensation policy development within Government.			
01. Salaries	1,915,000	2,064,600	2,190,000
02. Employee Benefits	4,000	14,500	4,000
03. Transportation and Communications	65,700	101,200	91,200
04. Supplies	13,800	42,800	13,800
05. Professional Services	315,400	182,200	415,400
06. Purchased Services	44,100	66,300	74,100
07. Property, Furnishings and Equipment	-	11,900	-
Amount to be Voted	2,358,000	2,483,500	2,788,500
Total: Employee Relations	2,358,000	2,483,500	2,788,500

EXECUTIVE COUNCIL

HUMAN RESOURCE SECRETARIAT

	2012-13 Estimates	2011-12	
	\$	Revised	Budget
	\$	\$	\$
HUMAN RESOURCE SECRETARIAT (Cont'd)			
<i>CURRENT</i>			
3.1.03. POLICY AND PLANNING			
Appropriations provide for human resource planning and policy development.			
01. Salaries	1,027,600	952,600	1,102,600
02. Employee Benefits	1,700	5,000	1,700
03. Transportation and Communications	13,400	13,800	14,900
04. Supplies	26,400	47,900	26,400
05. Professional Services	400	400	400
06. Purchased Services	88,900	61,100	88,900
07. Property, Furnishings and Equipment	-	6,100	-
Amount to be Voted	1,158,400	1,086,900	1,234,900
Total: Policy and Planning	1,158,400	1,086,900	1,234,900
3.1.04. CENTRE FOR LEARNING AND DEVELOPMENT			
Appropriations provide for employee learning and development.			
01. Salaries	1,027,300	944,500	1,102,300
02. Employee Benefits	3,500	23,500	3,500
03. Transportation and Communications	160,600	75,000	205,500
04. Supplies	139,700	184,700	164,700
05. Professional Services	25,000	-	25,000
06. Purchased Services	683,100	794,800	814,200
07. Property, Furnishings and Equipment	2,300	4,600	2,500
Amount to be Voted	2,041,500	2,027,100	2,317,700
02. Revenue - Provincial	(7,500)	(20,600)	(7,500)
Total: Centre for Learning and Development	2,034,000	2,006,500	2,310,200
3.1.05. STRATEGIC INITIATIVES			
Appropriations provide for costs associated with the development of human resource program and support materials.			
01. Salaries	588,300	465,000	588,300
02. Employee Benefits	2,000	8,500	2,000
03. Transportation and Communications	13,500	12,000	15,000
04. Supplies	40,000	52,500	40,000
06. Purchased Services	49,900	80,800	108,000
07. Property, Furnishings and Equipment	-	28,800	-
Amount to be Voted	693,700	647,600	753,300
Total: Strategic Initiatives	693,700	647,600	753,300

EXECUTIVE COUNCIL

HUMAN RESOURCE SECRETARIAT

	2012-13 Estimates	2011-12	
	\$	Revised	Budget
	\$	\$	\$
HUMAN RESOURCE SECRETARIAT (Cont'd)			
<i>CURRENT</i>			
3.1.06. OPENING DOORS			
Appropriations provide employment opportunities in Government departments and entities for persons with disabilities, a component of which is cost shared with the Federal Government under the Labour Market Agreement for Persons with Disabilities and the Canada/Newfoundland and Labrador Labour Market Development Agreement.			
01. Salaries	4,047,100	3,897,100	4,047,100
02. Employee Benefits	2,000	2,000	2,000
03. Transportation and Communications	11,800	9,500	12,500
04. Supplies	10,000	3,000	10,000
05. Professional Services	6,200	1,000	6,200
06. Purchased Services	6,000	2,000	6,000
07. Property, Furnishings and Equipment	13,500	10,000	15,000
10. Grants and Subsidies	200,000	130,000	200,000
Amount to be Voted	4,296,600	4,054,600	4,298,800
01. Revenue - Federal	(1,100,000)	(1,108,800)	(1,100,000)
Total: Opening Doors	3,196,600	2,945,800	3,198,800
3.1.07. FRENCH LANGUAGE SERVICES			
Appropriations provide for French language training, translation, linguistic support and liaison services for departments and central agencies to better serve the francophone population.			
01. Salaries	573,400	545,000	573,400
02. Employee Benefits	3,000	1,500	3,000
03. Transportation and Communications	27,800	33,000	30,000
04. Supplies	18,000	28,000	18,000
05. Professional Services	350,800	66,000	75,800
06. Purchased Services	27,500	27,400	27,500
07. Property, Furnishings and Equipment	3,600	24,900	4,000
10. Grants and Subsidies	35,000	5,000	35,000
Amount to be Voted	1,039,100	730,800	766,700
01. Revenue - Federal	(390,000)	(390,000)	(390,000)
02. Revenue - Provincial	(345,000)	(55,000)	(70,000)
Total: French Language Services	304,100	285,800	306,700
TOTAL: HUMAN RESOURCE SECRETARIAT	10,946,600	10,361,000	11,491,300
TOTAL: HUMAN RESOURCE SECRETARIAT	10,946,600	10,361,000	11,491,300

EXECUTIVE COUNCIL

OFFICE OF THE CHIEF INFORMATION OFFICER

	2012-13 Estimates	2011-12 Revised	Budget
	\$	\$	\$
OFFICE OF THE CHIEF INFORMATION OFFICER			
<i>CURRENT</i>			
4.1.01. CORPORATE OPERATIONS AND CLIENT SERVICES			
Appropriations provide for corporate operations, strategy and policy development, as well as for information technology contract and project management, industry development and client relations with departments.			
01. Salaries	2,487,300	2,564,700	2,364,700
02. Employee Benefits	13,100	13,100	13,100
03. Transportation and Communications	174,000	195,000	174,000
04. Supplies	136,000	115,500	136,000
05. Professional Services	520,000	147,400	1,102,400
06. Purchased Services	128,600	85,300	128,600
07. Property, Furnishings and Equipment	36,000	46,000	36,000
Amount to be Voted	3,495,000	3,167,000	3,954,800
01. Revenue - Federal	(500,000)	-	(500,000)
02. Revenue - Provincial	-	(2,300)	-
Total: Corporate Operations and Client Services	2,995,000	3,164,700	3,454,800
4.1.02. INFORMATION MANAGEMENT			
Appropriations provide for information management coordination, strategy and policy development.			
01. Salaries	1,615,300	1,274,800	1,557,900
02. Employee Benefits	15,000	10,900	15,000
03. Transportation and Communications	38,000	27,800	61,000
04. Supplies	15,000	15,000	15,000
05. Professional Services	715,200	1,028,200	1,403,600
06. Purchased Services	28,000	32,300	15,000
07. Property, Furnishings and Equipment	10,000	700	-
Amount to be Voted	2,436,500	2,389,700	3,067,500
Total: Information Management	2,436,500	2,389,700	3,067,500

EXECUTIVE COUNCIL

OFFICE OF THE CHIEF INFORMATION OFFICER

	2012-13 Estimates	2011-12 Revised	2011-12 Budget
	\$	\$	\$
OFFICE OF THE CHIEF INFORMATION OFFICER (Cont'd)			
<i>CURRENT</i>			
4.1.03. SOLUTION DELIVERY			
Appropriations provide for the development, acquisition and implementation of Government's computer applications and other information technology initiatives.			
01. Salaries	2,215,500	1,887,000	1,852,900
02. Employee Benefits	5,000	5,000	5,000
03. Transportation and Communications	101,000	184,600	221,000
04. Supplies	225,700	347,900	865,000
05. Professional Services	9,670,600	13,134,200	12,982,000
06. Purchased Services	229,200	135,300	183,000
07. Property, Furnishings and Equipment	29,300	298,400	86,500
Amount to be Voted	12,476,300	15,992,400	16,195,400
Total: Solution Delivery	12,476,300	15,992,400	16,195,400
 4.1.04. APPLICATION SERVICES			
Appropriations provide for the management and support of Government's computer applications.			
01. Salaries	8,147,900	7,001,200	8,012,700
02. Employee Benefits	10,000	7,600	10,000
03. Transportation and Communications	61,000	30,000	61,000
04. Supplies	5,000	5,000	5,000
05. Professional Services	3,805,000	5,953,500	5,414,400
06. Purchased Services	2,500	2,500	2,500
Amount to be Voted	12,031,400	12,999,800	13,505,600
02. Revenue - Provincial	(102,700)	(102,700)	(102,700)
Total: Application Services	11,928,700	12,897,100	13,402,900

EXECUTIVE COUNCIL

OFFICE OF THE CHIEF INFORMATION OFFICER

	2012-13 <u>Estimates</u>	2011-12	
	<u>\$</u>	<u>Revised</u>	<u>Budget</u>
	\$	\$	\$
OFFICE OF THE CHIEF INFORMATION OFFICER (Cont'd)			
<i>CURRENT</i>			
4.1.05. INFORMATION TECHNOLOGY OPERATIONS			
Appropriations provide for the operations of Government's data and network infrastructure and desktop support.			
01. Salaries	8,650,000	7,969,400	7,832,100
02. Employee Benefits	15,000	10,300	15,000
03. Transportation and Communications	2,343,400	2,070,500	2,767,400
04. Supplies	8,660,800	8,788,600	7,284,800
05. Professional Services	684,000	1,345,300	2,141,200
06. Purchased Services	4,349,200	4,559,400	4,608,500
07. Property, Furnishings and Equipment	1,696,300	2,132,300	1,760,000
Amount to be Voted	<u>26,398,700</u>	<u>26,875,800</u>	<u>26,409,000</u>
02. Revenue - Provincial	<u>(327,600)</u>	<u>(533,800)</u>	<u>(327,600)</u>
Total: Information Technology Operations	<u>26,071,100</u>	<u>26,342,000</u>	<u>26,081,400</u>

CAPITAL

4.1.06. SOLUTION DELIVERY

Appropriations provide for the development, acquisition and implementation of Government's computer applications and other information technology initiatives which are tangible capital assets.

01. Salaries	2,383,400	1,560,200	1,709,200
03. Transportation and Communications	405,500	792,100	1,510,900
04. Supplies	1,060,200	884,700	3,039,000
05. Professional Services	20,112,600	15,900,000	17,970,000
06. Purchased Services	770,600	62,100	475,500
07. Property, Furnishings and Equipment	2,636,900	2,042,900	2,696,500
Amount to be Voted	<u>27,369,200</u>	<u>21,242,000</u>	<u>27,401,100</u>
Total: Solution Delivery	<u>27,369,200</u>	<u>21,242,000</u>	<u>27,401,100</u>

EXECUTIVE COUNCIL

OFFICE OF THE CHIEF INFORMATION OFFICER

	2012-13 <u>Estimates</u>	2011-12 <u>Revised</u>	<u>Budget</u>
	\$	\$	\$
OFFICE OF THE CHIEF INFORMATION OFFICER (Cont'd)			
<i>CAPITAL</i>			
4.1.07. INFORMATION TECHNOLOGY OPERATIONS			
Appropriations provide for the acquisition of hardware that are classified as tangible capital assets.			
07. Property, Furnishings and Equipment	<u>560,000</u>	697,600	710,000
Amount to be Voted	<u>560,000</u>	697,600	710,000
Total: Information Technology Operations	<u>560,000</u>	697,600	710,000
TOTAL: OFFICE OF THE CHIEF INFORMATION OFFICER	<u>83,836,800</u>	82,725,500	90,313,100
TOTAL: OFFICE OF THE CHIEF INFORMATION OFFICER	<u>83,836,800</u>	82,725,500	90,313,100
TOTAL: EXECUTIVE COUNCIL	<u>121,352,900</u>	120,248,300	131,113,600

HON. THOMAS W. MARSHALL, Q.C.
Minister of Finance and
President of Treasury Board
Confederation Building

TERRY PADDON, C.A.
Deputy Minister of Finance and
Secretary to Treasury Board
Confederation Building

The Department of Finance is responsible for matters related to the financial, fiscal and economic policy of Government. The Department provides analysis and advice on these matters through the Minister to Cabinet and its committees, particularly Treasury Board, for which the Minister of Finance serves as President. The Department is also responsible for the administration of provincial tax statutes and the Financial Administration Act, Statistics Agency Act, as well as the provision of centralized and corporate shared services to other departments such as economic analysis and statistical services, comptrollership and financial management, payroll, pensions and other benefits.

PROGRAM FUNDING SUMMARY
FISCAL YEAR 2012-13
(Gross Expenditure)

Program	Current	Capital	Total
	\$	\$	\$
Executive and Support Services	77,851,200	-	77,851,200
Financial Administration	36,347,500	500,000	36,847,500
TOTAL: PROGRAM ESTIMATES	114,198,700	500,000	114,698,700

SUMMARY OF EXPENDITURE AND RELATED REVENUE
FISCAL YEAR 2012-13

Gross Expenditure		
Amount Voted	\$114,568,100	
Amount Provided by Statute	130,600	\$114,698,700
Less: Related Revenue		
Current		(5,502,300)
NET EXPENDITURE (Current and Capital)		\$109,196,400

FINANCE

EXECUTIVE AND SUPPORT SERVICES

	2012-13 Estimates	2011-12 Revised	Budget
	\$	\$	\$
MINISTER'S OFFICE			
<i>CURRENT</i>			
1.1.01. MINISTER'S OFFICE			
Appropriations provide for the operating costs of the Minister's Office.			
01. Salaries	300,200	236,000	337,200
03. Transportation and Communications	50,300	54,300	54,300
04. Supplies	4,000	4,000	4,000
06. Purchased Services	4,000	4,000	4,000
07. Property, Furnishings and Equipment	900	1,000	1,000
Amount to be Voted	359,400	299,300	400,500
Total: Minister's Office	359,400	299,300	400,500
TOTAL: MINISTER'S OFFICE	359,400	299,300	400,500

GENERAL ADMINISTRATION

CURRENT

1.2.01. EXECUTIVE SUPPORT

Appropriations provide for senior level advice on financial matters to the Treasury Board Committee of Cabinet, and for planning and direction of the Department, including the establishment and evaluation of policies and objectives.

01. Salaries	1,364,700	1,716,100	1,394,300
02. Employee Benefits	6,000	6,000	6,000
03. Transportation and Communications	55,000	60,000	60,000
04. Supplies	16,700	33,000	16,700
05. Professional Services	5,000	4,000	10,000
06. Purchased Services	16,000	16,000	21,000
07. Property, Furnishings and Equipment	900	4,200	1,000
Amount to be Voted	1,464,300	1,839,300	1,509,000
Total: Executive Support	1,464,300	1,839,300	1,509,000

FINANCE

EXECUTIVE AND SUPPORT SERVICES

	2012-13 Estimates	2011-12 Revised	Budget
	\$	\$	\$
GENERAL ADMINISTRATION (Cont'd)			
<i>CURRENT</i>			
1.2.02. TREASURY BOARD SUPPORT			
Appropriations provide for the effective and efficient operation of the Treasury Board Committee of Cabinet including the provision of analysis and advice on various matters placed before the Treasury Board in keeping with its responsibilities under the Financial Administration Act.			
01. Salaries	391,400	408,200	391,400
02. Employee Benefits	200	200	200
03. Transportation and Communications	6,200	3,000	7,000
04. Supplies	5,500	4,500	6,000
06. Purchased Services	1,500	1,000	1,500
07. Property, Furnishings and Equipment	1,300	6,900	1,500
Amount to be Voted	406,100	423,800	407,600
Total: Treasury Board Support	406,100	423,800	407,600
 1.2.03. ADMINISTRATIVE SUPPORT			
Appropriations provide for the administrative activities of the Department.			
02. Employee Benefits	5,000	20,500	5,000
03. Transportation and Communications	322,000	370,000	322,000
04. Supplies	34,800	27,900	34,800
06. Purchased Services	67,000	110,000	67,000
07. Property, Furnishings and Equipment	-	2,800	2,800
Amount to be Voted	428,800	531,200	431,600
02. Revenue - Provincial	(80,000)	(190,000)	(80,000)
Total: Administrative Support	348,800	341,200	351,600
TOTAL: GENERAL ADMINISTRATION	2,219,200	2,604,300	2,268,200

FINANCE

EXECUTIVE AND SUPPORT SERVICES

	<u>2012-13</u>	<u>2011-12</u>	
	<u>Estimates</u>	<u>Revised</u>	<u>Budget</u>
	\$	\$	\$
GENERAL GOVERNMENT			
<i>CURRENT</i>			
1.3.01. GOVERNMENT PERSONNEL COSTS			
Appropriations provide for the payment of Government's share of employee benefits for employees in Government Departments and retired public employees. Funding is also provided for compensation and contract adjustments, with relevant funding transferred to departments, boards and agencies during the year as required.			
01. Salaries	3,765,200	-	2,465,200
02. Employee Benefits	71,427,400	67,427,300	65,614,100
Amount to be Voted	75,192,600	67,427,300	68,079,300
02. Revenue - Provincial	(125,000)	(210,000)	(125,000)
Total: Government Personnel Costs	75,067,600	67,217,300	67,954,300
TOTAL: GENERAL GOVERNMENT	75,067,600	67,217,300	67,954,300
TOTAL: EXECUTIVE AND SUPPORT SERVICES	77,646,200	70,120,900	70,623,000

FINANCE

FINANCIAL ADMINISTRATION

	2012-13 Estimates \$	2011-12 Revised \$	Budget \$
FINANCIAL PLANNING AND BENEFITS ADMINISTRATION			
<i>CURRENT</i>			
2.1.01. PENSIONS ADMINISTRATION			
Appropriations provide for the administration of the Province of Newfoundland and Labrador Pooled Pension Fund and the five Provincial pension plans.			
01. Salaries	2,069,500	2,083,900	2,069,500
02. Employee Benefits	3,000	1,500	3,000
03. Transportation and Communications	57,600	33,000	60,700
04. Supplies	114,700	75,000	114,700
05. Professional Services	397,100	332,000	397,100
06. Purchased Services	56,600	73,000	56,600
07. Property, Furnishings and Equipment	20,700	25,000	23,000
Amount to be Voted	2,719,200	2,623,400	2,724,600
02. Revenue - Provincial	(2,719,200)	(2,623,400)	(2,724,600)
Total: Pensions Administration	-	-	-
2.1.02. BUDGETING			
Appropriations provide for the preparation and monitoring of the Provincial Budget and the formulation of associated financial and administrative policies within Government.			
01. Salaries	1,148,900	1,033,100	1,168,900
02. Employee Benefits	500	5,000	500
03. Transportation and Communications	10,300	16,000	11,500
04. Supplies	18,000	30,000	18,000
06. Purchased Services	35,800	25,000	35,800
07. Property, Furnishings and Equipment	1,800	1,500	2,000
Amount to be Voted	1,215,300	1,110,600	1,236,700
Total: Budgeting	1,215,300	1,110,600	1,236,700

FINANCE

FINANCIAL ADMINISTRATION

	2012-13 Estimates	2011-12 Revised	Budget
	\$	\$	\$
FINANCIAL PLANNING AND BENEFITS ADMINISTRATION (Cont'd)			
<i>CURRENT</i>			
2.1.03. INSURANCE			
Appropriations provide for the provision of insurance services.			
01. Salaries	429,800	402,900	434,800
02. Employee Benefits	500	200	500
03. Transportation and Communications	5,700	5,500	6,300
04. Supplies	1,400	5,500	1,400
05. Professional Services	-	3,200	-
06. Purchased Services	1,000	1,700	1,000
07. Property, Furnishings and Equipment	1,800	8,500	-
Amount to be Voted	440,200	427,500	444,000
02. Revenue - Provincial	(15,000)	(10,000)	(15,000)
Total: Insurance	425,200	417,500	429,000
 2.1.04. FINANCIAL ASSISTANCE			
Appropriations provide for financial support for Crown agencies and grants to promote business opportunities. Appropriations also provide for initiatives which are consistent with the objectives of the Community Development Trust and Innovation Fund, with relevant funding transferred to departments during the year as required.			
05. Professional Services	500,000	-	-
10. Grants and Subsidies	8,720,000	-	6,000,000
Amount to be Voted	9,220,000	-	6,000,000
Total: Financial Assistance	9,220,000	-	6,000,000
 <i>CAPITAL</i>			
2.1.05. FINANCIAL ASSISTANCE			
Appropriations provide for loan and equity financing to support business opportunities and promote industrial development, with relevant funding transferred to departments during the year as required.			
08. Loans, Advances and Investments	500,000	-	500,000
Amount to be Voted	500,000	-	500,000
Total: Financial Assistance	500,000	-	500,000
TOTAL: FINANCIAL PLANNING AND BENEFITS ADMINISTRATION	11,360,500	1,528,100	8,165,700

FINANCE

FINANCIAL ADMINISTRATION

	2012-13 Estimates	2011-12 Revised	Budget
	\$	\$	\$
TAXATION AND FISCAL POLICY			
<i>CURRENT</i>			
2.2.01. TAX POLICY			
Appropriations provide for costs relating to Federal administration of Provincial tax programs, as well as program monitoring and the research, analysis and development of fiscal, economic and financial policies and programs.			
01. Salaries	485,800	401,100	505,800
02. Employee Benefits	300	300	300
03. Transportation and Communications	18,900	17,500	20,400
04. Supplies	5,700	7,700	6,700
06. Purchased Services	528,600	509,800	528,600
07. Property, Furnishings and Equipment	900	1,900	1,000
Amount to be Voted	1,040,200	938,300	1,062,800
Total: Tax Policy	1,040,200	938,300	1,062,800
 2.2.02. FISCAL POLICY			
Appropriations provide for the negotiation, administration, monitoring and policy analysis of Federal-Provincial fiscal transfer arrangements and the forecasting and analysis of current account revenues.			
01. Salaries	462,800	389,000	462,800
02. Employee Benefits	300	600	300
03. Transportation and Communications	21,400	22,900	25,400
04. Supplies	3,200	4,500	3,200
06. Purchased Services	1,200	300	1,700
07. Property, Furnishings and Equipment	-	2,100	-
Amount to be Voted	488,900	419,400	493,400
Total: Fiscal Policy	488,900	419,400	493,400
 2.2.03. PROJECT ANALYSIS			
Appropriations provide for centralized project, economic and financial analysis in support of the needs of Government Departments and Agencies.			
01. Salaries	561,600	528,700	571,600
02. Employee Benefits	500	-	500
03. Transportation and Communications	5,800	3,000	6,000
04. Supplies	4,600	4,600	4,600
06. Purchased Services	1,400	400	1,900
07. Property, Furnishings and Equipment	500	3,900	500
Amount to be Voted	574,400	540,600	585,100
Total: Project Analysis	574,400	540,600	585,100

FINANCE

FINANCIAL ADMINISTRATION

	2012-13 Estimates	2011-12 Revised	Budget
	\$	\$	\$
TAXATION AND FISCAL POLICY (Cont'd)			
<i>CURRENT</i>			
2.2.04. TAX ADMINISTRATION			
Appropriations provide for the administration, assessment, recording, collection and audit of taxes and benefit programs, as well as assisting in the collection of other Government receivables.			
01. Salaries	3,716,700	3,231,400	4,267,700
02. Employee Benefits	17,500	1,000	17,500
03. Transportation and Communications	124,200	110,000	158,200
04. Supplies	56,200	46,000	306,200
05. Professional Services	350,000	1,700	125,000
06. Purchased Services	130,600	121,900	330,600
07. Property, Furnishings and Equipment	9,000	28,000	10,000
10. Grants and Subsidies	3,000	2,300	3,000
Amount to be Voted	4,407,200	3,542,300	5,218,200
01. Revenue - Federal	-	(500)	-
02. Revenue - Provincial	(15,000)	(23,700)	(15,000)
Total: Tax Administration	4,392,200	3,518,100	5,203,200

2.2.05. DEBT MANAGEMENT

Appropriations provide for the management of the Province's borrowing and debt servicing programs including cash management and the investment of sinking fund assets; assessment of applications under certain financial assistance programs involving loans, loan guarantees and equity investments; as well as the management of the Newfoundland and Labrador Municipal Financing Corporation and certain other Crown Agencies.

01. Salaries	728,800	580,300	768,800
02. Employee Benefits	500	500	500
03. Transportation and Communications	8,200	5,200	9,500
04. Supplies	2,200	2,700	2,700
06. Purchased Services	42,300	40,200	42,300
07. Property, Furnishings and Equipment	700	-	-
Amount to be Voted	782,700	628,900	823,800
02. Revenue - Provincial	(208,600)	(212,000)	(241,400)
Total: Debt Management	574,100	416,900	582,400

FINANCE

FINANCIAL ADMINISTRATION

	2012-13 Estimates	2011-12 Revised	Budget
	\$	\$	\$
TAXATION AND FISCAL POLICY (Cont'd)			
<i>CURRENT</i>			
2.2.06. SPECIAL ASSISTANCE			
Appropriations provided for the fuel oil tank replacement program.			
09. Allowances and Assistance	-	15,400	50,000
Amount to be Voted	-	15,400	50,000
Total: Special Assistance	-	15,400	50,000
TOTAL: TAXATION AND FISCAL POLICY	7,069,800	5,848,700	7,976,900

ECONOMICS AND STATISTICS BRANCH

CURRENT

2.3.01. ECONOMICS

Appropriations provide for centralized economic analysis, economic advisory services for policy and planning, econometric modeling and forecasting as well as demographic analysis and projection services for Government Departments and Agencies.

01. Salaries	1,026,300	1,035,600	926,300
02. Employee Benefits	900	1,100	900
03. Transportation and Communications	15,800	17,700	16,300
04. Supplies	5,000	13,200	12,200
05. Professional Services	-	-	4,100
06. Purchased Services	151,000	3,300	4,300
07. Property, Furnishings and Equipment	165,000	-	-
Amount to be Voted	1,364,000	1,070,900	964,100
02. Revenue - Provincial	(405,000)	(307,300)	(305,000)
Total: Economics	959,000	763,600	659,100

FINANCE

FINANCIAL ADMINISTRATION

	2012-13 Estimates	2011-12 Revised	Budget
	\$	\$	\$
ECONOMICS AND STATISTICS BRANCH (Cont'd)			
<i>CURRENT</i>			
2.3.02. STATISTICS			
Appropriations provide for the centralized collection, development and dissemination of economic, social, demographic and regional statistics and a wide range of surveying, spatial analysis and technical services for Government Departments and Agencies.			
01. Salaries	2,713,200	2,090,300	2,613,100
02. Employee Benefits	1,900	-	1,900
03. Transportation and Communications	64,500	41,100	64,900
04. Supplies	77,800	83,500	131,200
05. Professional Services	106,800	63,700	213,800
06. Purchased Services	155,900	239,500	191,900
07. Property, Furnishings and Equipment	25,700	47,100	35,800
Amount to be Voted	3,145,800	2,565,200	3,252,600
01. Revenue - Federal	(10,000)	(37,500)	(50,000)
02. Revenue - Provincial	(1,876,100)	(620,100)	(1,765,000)
Total: Statistics	1,259,700	1,907,600	1,437,600
TOTAL: ECONOMICS AND STATISTICS BRANCH	2,218,700	2,671,200	2,096,700

OFFICE OF THE COMPTROLLER GENERAL

CURRENT

2.4.01. OFFICE OF THE COMPTROLLER GENERAL

Appropriations provide for internal audit; management of banking services and financial systems; financial accounting activities and associated research; policy development and consulting services; payment, receipting, control and reporting of public money; preparation of Public Accounts; and other legislative responsibilities of the Comptroller General.

01. Salaries	5,360,400	5,134,200	5,321,200
02. Employee Benefits	17,000	32,200	17,000
03. Transportation and Communications	101,600	69,400	119,300
04. Supplies	56,800	66,600	66,800
05. Professional Services	45,000	59,000	70,000
06. Purchased Services	425,000	333,200	297,400
07. Property, Furnishings and Equipment	12,900	25,100	14,300
Amount to be Voted	6,018,700	5,719,700	5,906,000
01. Revenue - Federal	(7,000)	(7,000)	(7,000)
02. Revenue - Provincial	(41,400)	(75,300)	(41,400)
Total: Office of the Comptroller General	5,970,300	5,637,400	5,857,600

FINANCE

FINANCIAL ADMINISTRATION

	2012-13 Estimates	2011-12 Revised	2011-12 Budget
	\$	\$	\$
OFFICE OF THE COMPTROLLER GENERAL (Cont'd)			
<i>CURRENT</i>			
2.4.02. CORPORATE SERVICES			
Appropriations provide for the provision of corporate shared services to various departments, employees and the public, including the processing of various financial, leave, payroll and related transactions; related policy development; management and administration; and application of related legislative responsibilities of the Comptroller General.			
01. Salaries	4,313,500	4,036,900	4,232,200
02. Employee Benefits	43,800	7,400	43,800
03. Transportation and Communications	63,300	59,800	69,900
04. Supplies	53,400	57,200	53,400
05. Professional Services	8,000	100	13,000
06. Purchased Services	438,100	339,300	463,100
07. Property, Furnishings and Equipment	10,800	14,100	6,400
Amount to be Voted	4,930,900	4,514,800	4,881,800
Total: Corporate Services	4,930,900	4,514,800	4,881,800
TOTAL: OFFICE OF THE COMPTROLLER GENERAL	10,901,200	10,152,200	10,739,400
TOTAL: FINANCIAL ADMINISTRATION	31,550,200	20,200,200	28,978,700
TOTAL: DEPARTMENT	109,196,400	90,321,100	99,601,700

PUBLIC SERVICE COMMISSION

HON. THOMAS W. MARSHALL, Q.C.
Minister
Confederation Building

BRUCE HOLLETT
Chair & Chief Executive Officer
Public Service Commission
50 Mundy Pond Road

The Public Service Commission operates under the Public Service Commission Act and has responsibility for establishing and enforcing policy for the protection of the merit principle in recruitment and selection within the Public Service. It provides a variety of services to departments, agencies and individuals. These services include Employee Assistance, Respectful Workplace and Workplace Wellness Programs, as well as support for strategic recruitment including the coordination of media advertising of job opportunities.

As part of its legislated mandate, the Commission also undertakes a number of quasi-judicial functions including investigation of staffing complaints, provision of Government-wide investigative services, administration of the Classification Appeal Board process, and support to the Conflict of Interest Advisory Committee.

PROGRAM FUNDING SUMMARY

FISCAL YEAR 2012-13

(Gross Expenditure)

Program	Current	Capital	Total
	\$	\$	\$
Executive and Support Services	5,105,500	-	5,105,500
TOTAL: PROGRAM ESTIMATES	<u>5,105,500</u>	<u>-</u>	<u>5,105,500</u>

SUMMARY OF EXPENDITURE AND RELATED REVENUE

FISCAL YEAR 2012-13

Gross Expenditure	
Amount Voted	\$5,105,500
Less: Related Revenue	
Current	<u>(1,000)</u>
NET EXPENDITURE (Current)	<u><u>\$5,104,500</u></u>

PUBLIC SERVICE COMMISSION

EXECUTIVE AND SUPPORT SERVICES

	2012-13 Estimates	2011-12	
	\$	Revised	Budget
	\$	\$	\$
SERVICES TO GOVERNMENT AND AGENCIES			
<i>CURRENT</i>			
1.1.01. SERVICES TO GOVERNMENT AND AGENCIES			
Appropriations provide for maintenance of the merit principle in recruitment and staffing in the Public Service; support to certain internal administrative tribunals; and the provision of services to Departments and employees, including the Employee Assistance, Respectful Workplace and Workplace Wellness Programs, and support for strategic recruitment.			
01. Salaries	3,354,100	3,794,900	3,869,600
02. Employee Benefits	18,900	5,200	51,800
03. Transportation and Communications	131,300	142,600	191,600
04. Supplies	38,000	62,000	38,000
05. Professional Services	353,300	334,500	353,300
06. Purchased Services	1,191,700	1,336,000	1,586,200
07. Property, Furnishings and Equipment	18,200	66,200	9,700
09. Allowances and Assistance	-	-	20,000
Amount to be Voted	5,105,500	5,741,400	6,120,200
02. Revenue - Provincial	(1,000)	(2,000)	(1,000)
Total: Services to Government and Agencies	5,104,500	5,739,400	6,119,200
TOTAL: SERVICES TO GOVERNMENT AND AGENCIES	5,104,500	5,739,400	6,119,200
TOTAL: EXECUTIVE AND SUPPORT SERVICES	5,104,500	5,739,400	6,119,200
TOTAL: PUBLIC SERVICE COMMISSION	5,104,500	5,739,400	6,119,200



SERVICE NEWFOUNDLAND AND LABRADOR

HON. PAUL DAVIS
Minister
Confederation Building

DAVID NORMAN
Deputy Minister
Confederation Building

LARRY CAHILL
Chief Operating Officer
Government Purchasing Agency
Petten Building

The Department of Service Newfoundland and Labrador has responsibility for a number of Government's front line services to the public including: protection of consumers; regulation of the financial services industries; driver licensing and vehicle registration; highway safety; maintenance of provincial commercial and vital statistics registries; printing services for Government; and through the Government Service Centres, a one-stop location for permits, licenses, approvals and inspections for public health and safety, buildings accessibility, environmental protection and other matters.

The Department is responsible for occupational health and safety inspection and enforcement programs which establish, through legislation, codes, standards and practices, minimum acceptable safe and healthy working conditions.

The Government Purchasing Agency is responsible for conducting purchasing activities for, and monitoring the purchasing activities of Government departments, institutions and designated agencies in accordance with the Government Purchasing Agency Act, the Intergovernmental Joint Purchasing Act, the Public Tender Act and related trade agreements.

The Workplace Health, Safety and Compensation Review Division adjudicates appeals from workers or employers of decisions of the Workplace Health, Safety and Compensation Commission.

PROGRAM FUNDING SUMMARY

FISCAL YEAR 2012-13

(Gross Expenditure)

Program	Current	Capital	Total
	\$	\$	\$
Executive and Support Services	3,717,300	135,000	3,852,300
Consumer and Commercial Affairs	4,680,500	-	4,680,500
Government Services	29,634,900	-	29,634,900
Occupational Health and Safety	5,448,900	-	5,448,900
Workplace Health, Safety and Compensation Review	1,089,200	-	1,089,200
Government Purchasing Agency	2,518,200	-	2,518,200
TOTAL: PROGRAM ESTIMATES	47,089,000	135,000	47,224,000

SUMMARY OF EXPENDITURE AND RELATED REVENUE

FISCAL YEAR 2012-13

Gross Expenditure			
Amount Voted			\$47,224,000
Less: Related Revenue			
Current	(13,284,700)		
Capital	(25,000)		(13,309,700)
NET EXPENDITURE (Current and Capital)			\$33,914,300

SERVICE NEWFOUNDLAND AND LABRADOR

EXECUTIVE AND SUPPORT SERVICES

	2012-13	2011-12	
	Estimates	Revised	Budget
	\$	\$	\$
MINISTER'S OFFICE			
<i>CURRENT</i>			
1.1.01. MINISTER'S OFFICE			
Appropriations provide for the operating costs of the Minister's Office.			
01. Salaries	243,100	232,400	250,500
02. Employee Benefits	1,000	-	1,000
03. Transportation and Communications	38,200	25,000	40,000
04. Supplies	5,400	2,000	5,400
06. Purchased Services	18,800	1,500	18,800
07. Property, Furnishings and Equipment	400	3,900	500
Amount to be Voted	306,900	264,800	316,200
Total: Minister's Office	306,900	264,800	316,200
TOTAL: MINISTER'S OFFICE	306,900	264,800	316,200

GENERAL ADMINISTRATION

CURRENT

1.2.01. EXECUTIVE SUPPORT

Appropriations provide for the senior planning and direction of the Department, including the establishment and evaluation of policies and objectives.

01. Salaries	1,391,800	1,310,000	1,370,600
02. Employee Benefits	3,500	5,100	3,500
03. Transportation and Communications	65,800	51,000	71,300
04. Supplies	31,100	23,500	31,100
05. Professional Services	135,000	5,000	35,000
06. Purchased Services	55,500	30,000	20,500
07. Property, Furnishings and Equipment	2,700	12,500	3,000
Amount to be Voted	1,685,400	1,437,100	1,535,000
02. Revenue - Provincial	(1,040,000)	(950,000)	(589,700)
Total: Executive Support	645,400	487,100	945,300

SERVICE NEWFOUNDLAND AND LABRADOR

EXECUTIVE AND SUPPORT SERVICES

	2012-13	2011-12	
	Estimates	Revised	Budget
	\$	\$	\$
GENERAL ADMINISTRATION (Cont'd)			
<i>CURRENT</i>			
1.2.02. STRATEGIC HUMAN RESOURCE MANAGEMENT			
Appropriations provide for the management and control of departmental human resources activities of the Departments of Education; Advanced Education and Skills; Health and Community Services; Municipal Affairs; Service Newfoundland and Labrador; the Labour Relations Agency; Fire and Emergency Services Agency and Government Purchasing Agency.			
01. Salaries	996,600	861,900	897,900
02. Employee Benefits	11,200	9,800	11,200
03. Transportation and Communications	55,000	45,000	67,800
04. Supplies	5,300	9,300	5,300
05. Professional Services	4,700	-	4,700
06. Purchased Services	317,500	315,000	320,000
07. Property, Furnishings and Equipment	6,000	10,300	-
Amount to be Voted	1,396,300	1,251,300	1,306,900
Total: Strategic Human Resource Management	1,396,300	1,251,300	1,306,900
1.2.03. REGULATORY REFORM			
Appropriations provide for leadership for Government's regulatory reform mandate.			
01. Salaries	306,100	262,200	306,100
02. Employee Benefits	1,500	1,500	1,500
03. Transportation and Communications	9,800	10,300	10,300
04. Supplies	2,000	2,000	2,000
05. Professional Services	5,000	-	5,000
06. Purchased Services	2,500	2,500	2,500
07. Property, Furnishings and Equipment	1,800	7,900	2,000
Amount to be Voted	328,700	286,400	329,400
Total: Regulatory Reform	328,700	286,400	329,400

SERVICE NEWFOUNDLAND AND LABRADOR

EXECUTIVE AND SUPPORT SERVICES

	2012-13	2011-12	
	Estimates	Revised	Budget
	\$	\$	\$
GENERAL ADMINISTRATION (Cont'd)			
<i>CAPITAL</i>			
1.2.04. ADMINISTRATIVE SUPPORT			
Appropriations provide for the purchase of tangible capital assets.			
07. Property, Furnishings and Equipment	135,000	185,900	255,000
Amount to be Voted	135,000	185,900	255,000
01. Revenue - Federal	-	-	(80,000)
02. Revenue - Provincial	(25,000)	-	(25,000)
Total: Administrative Support	110,000	185,900	150,000
TOTAL: GENERAL ADMINISTRATION	2,480,400	2,210,700	2,731,600
TOTAL: EXECUTIVE AND SUPPORT SERVICES	2,787,300	2,475,500	3,047,800

SERVICE NEWFOUNDLAND AND LABRADOR

CONSUMER AND COMMERCIAL AFFAIRS

	2012-13 <u>Estimates</u> \$	2011-12 <u>Revised</u> \$	<u>Budget</u> \$
CONSUMER AND COMMERCIAL AFFAIRS			
<i>CURRENT</i>			
2.1.01. CONSUMER AFFAIRS			
Appropriations provide for the mediation of consumer complaints, the mediation of residential landlord/tenant complaints, the administration of Provincial Lotteries Licensing Program and certain professional occupations legislation, and the regulation of private investigators and security guards.			
01. Salaries	928,500	923,500	899,900
02. Employee Benefits	2,500	2,500	2,500
03. Transportation and Communications	61,800	30,500	65,400
04. Supplies	19,900	11,000	19,900
06. Purchased Services	20,100	25,100	20,100
07. Property, Furnishings and Equipment	5,300	4,400	5,900
Amount to be Voted	<u>1,038,100</u>	<u>997,000</u>	<u>1,013,700</u>
02. Revenue - Provincial	<u>(12,000)</u>	<u>(22,000)</u>	<u>(6,500)</u>
Total: Consumer Affairs	<u>1,026,100</u>	<u>975,000</u>	<u>1,007,200</u>
2.1.02. FINANCIAL SERVICES REGULATION			
Appropriations provide for the regulation and supervision of the insurance, securities, real estate, mortgage broker and prepaid funeral industries, as well as the regulation of all pension plans registered in the Province.			
01. Salaries	1,333,800	1,171,000	1,296,300
02. Employee Benefits	6,100	3,100	6,100
03. Transportation and Communications	49,000	39,900	52,200
04. Supplies	14,000	8,600	14,000
05. Professional Services	10,000	1,000	10,000
06. Purchased Services	32,500	78,500	32,500
07. Property, Furnishings and Equipment	1,800	2,000	2,000
Amount to be Voted	<u>1,447,200</u>	<u>1,304,100</u>	<u>1,413,100</u>
Total: Financial Services Regulation	<u>1,447,200</u>	<u>1,304,100</u>	<u>1,413,100</u>

SERVICE NEWFOUNDLAND AND LABRADOR

CONSUMER AND COMMERCIAL AFFAIRS

	2012-13 <u>Estimates</u>	2011-12 <u>Revised</u>	<u>Budget</u>
	\$	\$	\$
CONSUMER AND COMMERCIAL AFFAIRS (Cont'd)			
<i>CURRENT</i>			
2.1.03. COMMERCIAL REGISTRATIONS			
Appropriations provide for the administration of the registries of deeds, companies, personal property, co-operatives, mechanics' liens, limited partnerships, limited liability partnerships, lobbyists and condominiums.			
01. Salaries	1,369,100	1,225,800	1,333,700
02. Employee Benefits	2,000	4,200	2,000
03. Transportation and Communications	80,500	81,800	81,800
04. Supplies	46,600	34,400	46,600
06. Purchased Services	665,600	687,900	665,600
07. Property, Furnishings and Equipment	31,400	10,500	34,900
Amount to be Voted	<u>2,195,200</u>	<u>2,044,600</u>	<u>2,164,600</u>
Total: Commercial Registrations	<u>2,195,200</u>	<u>2,044,600</u>	<u>2,164,600</u>
TOTAL: CONSUMER AND COMMERCIAL AFFAIRS	<u>4,668,500</u>	<u>4,323,700</u>	<u>4,584,900</u>
TOTAL: CONSUMER AND COMMERCIAL AFFAIRS	<u>4,668,500</u>	<u>4,323,700</u>	<u>4,584,900</u>

SERVICE NEWFOUNDLAND AND LABRADOR

GOVERNMENT SERVICES

	2012-13 Estimates	2011-12	
	\$	Revised	Budget
	\$	\$	\$
MOTOR VEHICLE REGISTRATION			
<i>CURRENT</i>			
3.1.01. ADMINISTRATION			
Appropriations provide for administrative costs relating to the overall management of motor vehicle and highway safety services.			
01. Salaries	1,358,500	1,518,000	1,380,100
02. Employee Benefits	1,500	1,500	1,500
03. Transportation and Communications	560,900	689,700	689,700
04. Supplies	248,600	342,600	217,600
06. Purchased Services	2,560,900	568,900	2,610,900
07. Property, Furnishings and Equipment	11,700	13,000	13,000
10. Grants and Subsidies	51,600	47,600	51,600
Amount to be Voted	4,793,700	3,181,300	4,964,400
Total: Administration	4,793,700	3,181,300	4,964,400
3.1.02. DRIVER EXAMINATIONS AND WEIGH SCALE OPERATIONS			
Appropriations provide for driver examinations, weigh scale operations, vehicle inspections and licensing of official inspection stations for private, commercial and other specialized vehicles.			
01. Salaries	2,411,000	2,197,300	2,345,400
02. Employee Benefits	4,000	-	4,000
03. Transportation and Communications	119,500	145,000	125,700
04. Supplies	5,500	5,500	36,500
06. Purchased Services	67,000	81,700	67,000
07. Property, Furnishings and Equipment	45,200	55,100	39,100
Amount to be Voted	2,652,200	2,484,600	2,617,700
Total: Driver Examinations and Weigh Scale Operations	2,652,200	2,484,600	2,617,700

SERVICE NEWFOUNDLAND AND LABRADOR

GOVERNMENT SERVICES

	2012-13 Estimates	2011-12	
	\$	Revised	Budget
	\$	\$	\$
MOTOR VEHICLE REGISTRATION (Cont'd)			
<i>CURRENT</i>			
3.1.03. LICENCE AND REGISTRATION PROCESSING			
Appropriations provide for the processing costs associated with driver licensing and motor vehicle registration.			
01. Salaries	2,057,500	2,277,200	2,135,700
02. Employee Benefits	9,000	94,500	9,000
03. Transportation and Communications	7,500	6,000	3,300
04. Supplies	297,400	338,700	297,400
06. Purchased Services	1,873,800	1,598,500	1,873,800
07. Property, Furnishings and Equipment	6,300	39,500	7,000
Amount to be Voted	4,251,500	4,354,400	4,326,200
Total: Licence and Registration Processing	4,251,500	4,354,400	4,326,200
3.1.04. NATIONAL SAFETY CODE			
Appropriations provide for the National Safety Code Program which is a cooperative effort between the Federal and Provincial Governments and the commercial trucking industry to improve highway safety.			
01. Salaries	1,345,000	1,429,400	1,418,200
02. Employee Benefits	2,000	500	2,000
03. Transportation and Communications	108,300	115,100	115,100
04. Supplies	12,200	11,900	12,200
05. Professional Services	40,000	-	40,000
06. Purchased Services	9,400	9,400	9,400
07. Property, Furnishings and Equipment	9,900	7,600	22,100
Amount to be Voted	1,526,800	1,573,900	1,619,000
01. Revenue - Federal	(191,500)	(383,000)	(96,800)
Total: National Safety Code	1,335,300	1,190,900	1,522,200
TOTAL: MOTOR VEHICLE REGISTRATION	13,032,700	11,211,200	13,430,500

SERVICE NEWFOUNDLAND AND LABRADOR

GOVERNMENT SERVICES

	2012-13 Estimates	2011-12	
	\$	Revised	Budget
	\$	\$	\$
PERMITTING AND INSPECTION SERVICES			
<i>CURRENT</i>			
3.2.01. SUPPORT SERVICES			
Appropriations provide for program planning and technical support services to the regional Government Service Centres, including public safety and building inspections, engineering services and province-wide supports to regional operations.			
01. Salaries	2,661,700	2,665,600	2,587,100
02. Employee Benefits	3,600	7,200	3,600
03. Transportation and Communications	441,200	445,700	460,700
04. Supplies	40,100	62,600	40,100
05. Professional Services	15,800	2,000	15,800
06. Purchased Services	1,600,300	1,576,300	1,576,300
07. Property, Furnishings and Equipment	26,100	7,000	29,000
09. Allowances and Assistance	154,000	120,000	154,000
Amount to be Voted	4,942,800	4,886,400	4,866,600
02. Revenue - Provincial	(1,320,000)	(1,200,000)	(1,804,000)
Total: Support Services	3,622,800	3,686,400	3,062,600
3.2.02. REGIONAL SERVICES			
Appropriations provide for the regional administration and delivery of various permitting, inspection and customer services functions through Government Service Centres and for public access to other Government services and program information.			
01. Salaries	7,488,600	7,481,000	7,563,200
02. Employee Benefits	38,900	28,000	38,900
03. Transportation and Communications	610,800	566,600	689,200
04. Supplies	181,400	250,800	107,400
06. Purchased Services	140,300	140,300	140,300
07. Property, Furnishings and Equipment	47,300	33,500	96,900
Amount to be Voted	8,507,300	8,500,200	8,635,900
01. Revenue - Federal	(150,000)	-	(124,000)
02. Revenue - Provincial	(1,983,000)	(2,200,000)	(900,000)
Total: Regional Services	6,374,300	6,300,200	7,611,900
TOTAL: PERMITTING AND INSPECTION SERVICES	9,997,100	9,986,600	10,674,500

SERVICE NEWFOUNDLAND AND LABRADOR

GOVERNMENT SERVICES

	2012-13 Estimates	2011-12	
		Revised	Budget
	\$	\$	\$
OTHER SERVICES			
<i>CURRENT</i>			
3.3.01. VITAL STATISTICS REGISTRY			
Appropriations provide for the registration of births, marriages, deaths and other vital life events and the issuance of official certificates to the public upon request.			
01. Salaries	714,000	723,900	711,200
02. Employee Benefits	6,000	8,900	6,000
03. Transportation and Communications	84,800	45,000	35,100
04. Supplies	10,000	10,000	10,000
06. Purchased Services	55,000	71,400	55,000
07. Property, Furnishings and Equipment	5,400	6,000	6,000
Amount to be Voted	875,200	865,200	823,300
01. Revenue - Federal	(9,200)	(225,000)	(209,200)
02. Revenue - Provincial	(50,000)	-	-
Total: Vital Statistics Registry	816,000	640,200	614,100
3.3.02. QUEEN'S PRINTER			
Appropriations provide for the printing and distribution of Provincial Government legislation, certain other Government publications and the Newfoundland and Labrador Gazette.			
01. Salaries	39,600	40,000	39,600
02. Employee Benefits	2,000	1,400	2,000
03. Transportation and Communications	2,600	4,300	2,900
04. Supplies	2,000	2,000	2,000
06. Purchased Services	98,500	97,300	98,500
07. Property, Furnishings and Equipment	-	600	-
Amount to be Voted	144,700	145,600	145,000
02. Revenue - Provincial	(170,000)	(190,000)	(325,000)
Total: Queen's Printer	(25,300)	(44,400)	(180,000)

SERVICE NEWFOUNDLAND AND LABRADOR

GOVERNMENT SERVICES

	2012-13	2011-12	
	Estimates	Revised	Budget
	\$	\$	\$
OTHER SERVICES (Cont'd)			
<i>CURRENT</i>			
3.3.03. PRINTING AND MICROGRAPHIC SERVICES			
Appropriations provide for printing, duplicating and micrographic services for Government Departments and certain Agencies.			
01. Salaries	965,000	964,600	965,000
02. Employee Benefits	-	400	-
03. Transportation and Communications	13,900	14,400	14,400
04. Supplies	479,400	300,000	379,400
05. Professional Services	127,800	67,800	97,800
06. Purchased Services	334,600	370,000	334,600
07. Property, Furnishings and Equipment	20,000	18,700	-
Amount to be Voted	1,940,700	1,735,900	1,791,200
02. Revenue - Provincial	(1,618,900)	(1,400,000)	(1,618,900)
Total: Printing and Micrographic Services	321,800	335,900	172,300
TOTAL: OTHER SERVICES	1,112,500	931,700	606,400
TOTAL: GOVERNMENT SERVICES	24,142,300	22,129,500	24,711,400

SERVICE NEWFOUNDLAND AND LABRADOR

OCCUPATIONAL HEALTH AND SAFETY

	2012-13 <u>Estimates</u>	2011-12	
	<u>\$</u>	<u>Revised</u>	<u>Budget</u>
	\$	\$	\$
OCCUPATIONAL HEALTH AND SAFETY INSPECTIONS			
<i>CURRENT</i>			
4.1.01. OCCUPATIONAL HEALTH AND SAFETY INSPECTIONS			
Appropriations provide for development and implementation of legislation, policies and compliance strategies associated with health and safety, monitoring and improvement of safety conditions through inspections and investigations pursuant to the Occupational Health and Safety Act and Regulations.			
01. Salaries	3,994,000	3,290,800	4,227,500
02. Employee Benefits	54,600	40,000	54,600
03. Transportation and Communications	434,100	398,400	434,100
04. Supplies	148,800	138,700	148,800
05. Professional Services	174,000	138,000	174,000
06. Purchased Services	489,000	439,100	489,000
07. Property, Furnishings and Equipment	81,900	38,900	81,900
Amount to be Voted	<u>5,376,400</u>	<u>4,483,900</u>	<u>5,609,900</u>
02. Revenue - Provincial	<u>(5,376,400)</u>	<u>(4,483,900)</u>	<u>(5,609,900)</u>
Total: Occupational Health and Safety Inspections	-	-	-
TOTAL: OCCUPATIONAL HEALTH AND SAFETY INSPECTIONS	-	-	-

SERVICE NEWFOUNDLAND AND LABRADOR

OCCUPATIONAL HEALTH AND SAFETY

	2012-13 <u>Estimates</u>	2011-12 <u>Revised</u>	<u>Budget</u>
	\$	\$	\$
FINANCIAL ASSISTANCE			
<i>CURRENT</i>			
4.2.01. ASSISTANCE TO ST. LAWRENCE MINERS' DEPENDENTS			
Appropriations provide for special financial assistance that is made available to dependents of the miners who died as a result of working at the fluorspar mines of St. Lawrence, as per an agreement with the Aluminum Company of Canada Limited.			
09. Allowances and Assistance	<u>56,000</u>	47,000	<u>56,000</u>
Amount to be Voted	<u>56,000</u>	<u>47,000</u>	<u>56,000</u>
Total: Assistance to St. Lawrence Miners' Dependents	<u>56,000</u>	<u>47,000</u>	<u>56,000</u>
4.2.02. ASSISTANCE TO OUTSIDE AGENCIES			
Appropriations provide for support to various agencies that advocate and promote occupational health and safety.			
10. Grants and Subsidies	<u>16,500</u>	16,500	<u>16,500</u>
Amount to be Voted	<u>16,500</u>	16,500	<u>16,500</u>
02. Revenue - Provincial	<u>(16,500)</u>	<u>(12,200)</u>	<u>(16,500)</u>
Total: Assistance to Outside Agencies	<u>-</u>	<u>4,300</u>	<u>-</u>
TOTAL: FINANCIAL ASSISTANCE	<u>56,000</u>	<u>51,300</u>	<u>56,000</u>
TOTAL: OCCUPATIONAL HEALTH AND SAFETY	<u>56,000</u>	<u>51,300</u>	<u>56,000</u>

SERVICE NEWFOUNDLAND AND LABRADOR

WORKPLACE HEALTH, SAFETY AND COMPENSATION REVIEW

	2012-13 Estimates	2011-12 Revised	2011-12 Budget
	\$	\$	\$
WORKPLACE HEALTH, SAFETY AND COMPENSATION REVIEW			
<i>CURRENT</i>			
5.1.01. WORKPLACE HEALTH, SAFETY AND COMPENSATION REVIEW			
Appropriations provide for the administration of the Workplace Health, Safety and Compensation Review Division which conducts hearings on appeals made under the Workplace Health, Safety and Compensation Act.			
01. Salaries	715,700	444,700	715,700
02. Employee Benefits	2,500	3,500	2,500
03. Transportation and Communications	20,000	30,000	20,000
04. Supplies	22,500	22,500	22,500
05. Professional Services	200,000	150,700	200,000
06. Purchased Services	120,500	175,000	120,500
07. Property, Furnishings and Equipment	8,000	8,000	8,000
Amount to be Voted	1,089,200	834,400	1,089,200
02. Revenue - Provincial	(1,089,200)	(834,400)	(1,089,200)
Total: Workplace Health, Safety and Compensation Review	-	-	-
TOTAL: WORKPLACE HEALTH, SAFETY AND COMPENSATION REVIEW	-	-	-
TOTAL: WORKPLACE HEALTH, SAFETY AND COMPENSATION REVIEW	-	-	-

SERVICE NEWFOUNDLAND AND LABRADOR

GOVERNMENT PURCHASING AGENCY

	2012-13 <u>Estimates</u>	2011-12	
	<u>\$</u>	<u>Revised</u>	<u>Budget</u>
	\$	\$	\$
GOVERNMENT PURCHASING AGENCY			
<i>CURRENT</i>			
6.1.01. GOVERNMENT PURCHASING AGENCY			
Appropriations provide for the operation of the Government Purchasing Agency which conducts the purchasing, monitoring, and audit of procurement activities for Government departments, municipalities, academic institutions, school and hospitals in the Province.			
01. Salaries	2,296,100	2,216,300	2,389,600
02. Employee Benefits	2,000	2,000	2,000
03. Transportation and Communications	56,700	90,000	80,000
04. Supplies	20,900	22,900	22,900
05. Professional Services	20,000	20,000	25,000
06. Purchased Services	116,000	90,000	183,900
07. Property, Furnishings and Equipment	6,500	11,700	1,700
Amount to be Voted	<u>2,518,200</u>	<u>2,452,900</u>	<u>2,705,100</u>
02. Revenue - Provincial	<u>(258,000)</u>	<u>(330,000)</u>	<u>(258,000)</u>
Total: Government Purchasing Agency	<u>2,260,200</u>	<u>2,122,900</u>	<u>2,447,100</u>
TOTAL: GOVERNMENT PURCHASING AGENCY	<u>2,260,200</u>	<u>2,122,900</u>	<u>2,447,100</u>
TOTAL: GOVERNMENT PURCHASING AGENCY	<u>2,260,200</u>	<u>2,122,900</u>	<u>2,447,100</u>
TOTAL: DEPARTMENT	<u><u>33,914,300</u></u>	<u><u>31,102,900</u></u>	<u><u>34,847,200</u></u>

HON. THOMAS J. HEDDERSON
Minister
Confederation Building

JAMIE CHIPPETT
Deputy Minister
Confederation Building

The Department of Transportation and Works has a mandate which includes responsibility for the administration, supervision, control, regulation, management and direction of all matters relating to transportation and public works.

In carrying out its mandate, the Department divides its operations into four branches - Road and Air Transportation, Marine Transportation Services, Public Works, and Strategic and Corporate Services.

PROGRAM FUNDING SUMMARY
FISCAL YEAR 2012-13
(Gross Expenditure)

Program	Current	Capital	Total
	\$	\$	\$
Executive and Support Services	8,777,900	150,000	8,927,900
Maintenance of Roads and Buildings	168,621,700	9,900,000	178,521,700
Construction of Roads and Buildings	89,150,700	184,673,100	273,823,800
Transportation Services	106,975,400	14,759,500	121,734,900
TOTAL: PROGRAM ESTIMATES	<u>373,525,700</u>	<u>209,482,600</u>	<u>583,008,300</u>

SUMMARY OF EXPENDITURE AND RELATED REVENUE
FISCAL YEAR 2012-13

Gross Expenditure		
Amount Voted		\$583,008,300
Less: Related Revenue		
Current	(22,555,000)	
Capital	<u>(54,648,600)</u>	<u>(77,203,600)</u>
NET EXPENDITURE (Current and Capital)		<u><u>\$505,804,700</u></u>

TRANSPORTATION AND WORKS

EXECUTIVE AND SUPPORT SERVICES

	2012-13 Estimates	2011-12	
	\$	Revised	Budget
	\$	\$	\$
MINISTER'S OFFICE			
<i>CURRENT</i>			
1.1.01. MINISTER'S OFFICE			
Appropriations provide for the operating costs of the Minister's Office.			
01. Salaries	344,900	297,300	260,800
02. Employee Benefits	200	-	-
03. Transportation and Communications	35,000	28,000	40,700
04. Supplies	4,600	4,100	4,100
06. Purchased Services	3,700	3,700	3,700
07. Property, Furnishings and Equipment	-	1,700	-
Amount to be Voted	388,400	334,800	309,300
Total: Minister's Office	388,400	334,800	309,300
TOTAL: MINISTER'S OFFICE	388,400	334,800	309,300

GENERAL ADMINISTRATION

CURRENT

1.2.01. EXECUTIVE SUPPORT

Appropriations provide for the senior planning and direction of the Department, including the establishment and evaluation of policies and objectives.

01. Salaries	1,192,500	1,283,700	1,150,700
02. Employee Benefits	8,000	5,000	5,000
03. Transportation and Communications	60,900	59,900	66,900
04. Supplies	5,000	6,000	2,000
06. Purchased Services	2,500	2,000	2,500
07. Property, Furnishings and Equipment	-	4,200	-
Amount to be Voted	1,268,900	1,360,800	1,227,100
Total: Executive Support	1,268,900	1,360,800	1,227,100

TRANSPORTATION AND WORKS

EXECUTIVE AND SUPPORT SERVICES

	2012-13 Estimates	2011-12 Revised	2011-12 Budget
	\$	\$	\$
GENERAL ADMINISTRATION (Cont'd)			
<i>CURRENT</i>			
1.2.02. ADMINISTRATIVE SUPPORT			
Appropriations provide for the management and control of the financial activities of the Department.			
01. Salaries	1,204,600	1,178,900	1,085,600
02. Employee Benefits	-	1,000	-
03. Transportation and Communications	202,300	152,400	204,300
04. Supplies	154,900	148,100	154,900
05. Professional Services	1,000	300	1,000
06. Purchased Services	191,800	223,100	221,800
07. Property, Furnishings and Equipment	14,500	16,000	14,500
Amount to be Voted	1,769,100	1,719,800	1,682,100
02. Revenue - Provincial	(500,000)	(535,900)	(500,000)
Total: Administrative Support	1,269,100	1,183,900	1,182,100
1.2.03. STRATEGIC HUMAN RESOURCE MANAGEMENT			
Appropriations provide for the management and control of departmental human resource activities.			
01. Salaries	1,404,400	1,393,600	1,383,300
02. Employee Benefits	2,024,000	2,144,600	2,024,000
03. Transportation and Communications	39,800	67,700	39,800
04. Supplies	4,500	60,000	4,500
05. Professional Services	3,900	6,800	3,900
06. Purchased Services	373,300	345,000	373,300
07. Property, Furnishings and Equipment	-	1,100	-
Amount to be Voted	3,849,900	4,018,800	3,828,800
Total: Strategic Human Resource Management	3,849,900	4,018,800	3,828,800

TRANSPORTATION AND WORKS

EXECUTIVE AND SUPPORT SERVICES

	2012-13 Estimates	2011-12 Revised	2011-12 Budget
	\$	\$	\$
GENERAL ADMINISTRATION (Cont'd)			
<i>CURRENT</i>			
1.2.04. POLICY, PLANNING AND EVALUATION			
Appropriations provide for the planning and research of Provincial transportation policy, as well as for the review and monitoring of Federal transportation policy and cost-shared highway projects.			
01. Salaries	533,500	511,900	568,700
02. Employee Benefits	6,000	3,100	6,000
03. Transportation and Communications	37,000	28,000	50,400
04. Supplies	4,500	2,900	4,500
06. Purchased Services	-	2,600	-
07. Property, Furnishings and Equipment	-	3,500	-
10. Grants and Subsidies	50,000	294,000	200,000
Amount to be Voted	631,000	846,000	829,600
Total: Policy, Planning and Evaluation	631,000	846,000	829,600
1.2.05. MAIL SERVICES			
Appropriations provide for a mail and messenger service for Government in locations that have centralized mail services.			
01. Salaries	578,700	569,000	531,100
03. Transportation and Communications	113,000	103,000	113,500
04. Supplies	25,200	22,000	25,200
06. Purchased Services	152,500	80,000	179,000
07. Property, Furnishings and Equipment	1,200	15,200	1,200
Amount to be Voted	870,600	789,200	850,000
Total: Mail Services	870,600	789,200	850,000
<i>CAPITAL</i>			
1.2.06. ADMINISTRATIVE SUPPORT			
Appropriations provide for the purchase of tangible capital assets.			
07. Property, Furnishings and Equipment	150,000	118,800	150,000
Amount to be Voted	150,000	118,800	150,000
Total: Administrative Support	150,000	118,800	150,000
TOTAL: GENERAL ADMINISTRATION	8,039,500	8,317,500	8,067,600
TOTAL: EXECUTIVE AND SUPPORT SERVICES	8,427,900	8,652,300	8,376,900

TRANSPORTATION AND WORKS

MAINTENANCE OF ROADS AND BUILDINGS

	2012-13 Estimates	2011-12 Revised	2011-12 Budget
	\$	\$	\$
ROAD MAINTENANCE			
<i>CURRENT</i>			
2.1.01. ADMINISTRATION AND SUPPORT SERVICES			
Appropriations provide for the management and administration of the road maintenance systems of the Department.			
01. Salaries	7,702,000	8,005,800	7,919,200
02. Employee Benefits	300	5,400	300
03. Transportation and Communications	1,375,800	1,502,700	1,345,800
04. Supplies	283,900	276,500	240,900
05. Professional Services	-	41,000	-
06. Purchased Services	553,200	662,800	633,200
07. Property, Furnishings and Equipment	5,000	19,300	5,000
10. Grants and Subsidies	60,000	35,000	60,000
Amount to be Voted	9,980,200	10,548,500	10,204,400
Total: Administration and Support Services	9,980,200	10,548,500	10,204,400
2.1.02. SIGN SHOP			
Appropriations provide for design and production work relating to highway signage.			
01. Salaries	155,600	163,600	153,500
03. Transportation and Communications	500	300	500
04. Supplies	301,300	345,000	225,700
07. Property, Furnishings and Equipment	3,000	-	7,000
Amount to be Voted	460,400	508,900	386,700
02. Revenue - Provincial	(475,000)	(475,000)	(475,000)
Total: Sign Shop	(14,600)	33,900	(88,300)

TRANSPORTATION AND WORKS

MAINTENANCE OF ROADS AND BUILDINGS

	2012-13 Estimates	2011-12 Revised	Budget
	\$	\$	\$
ROAD MAINTENANCE (Cont'd)			
<i>CURRENT</i>			
2.1.03. MAINTENANCE AND REPAIRS			
Appropriations provide for the Department's summer highway maintenance program, rehabilitation, upgrading and paving of Provincial roads, bridges and causeways and reflect recoveries for work performed for others.			
01. Salaries	10,559,900	10,590,300	9,783,400
03. Transportation and Communications	196,400	207,400	146,400
04. Supplies	7,123,700	7,022,000	6,803,400
06. Purchased Services	4,512,100	4,419,200	3,512,100
07. Property, Furnishings and Equipment	8,300	36,900	8,300
09. Allowances and Assistance	100,000	88,000	150,000
Amount to be Voted	<u>22,500,400</u>	<u>22,363,800</u>	<u>20,403,600</u>
02. Revenue - Provincial	<u>(175,000)</u>	<u>(150,000)</u>	<u>(175,000)</u>
Total: Maintenance and Repairs	<u>22,325,400</u>	<u>22,213,800</u>	<u>20,228,600</u>
 2.1.04. SNOW AND ICE CONTROL			
Appropriations provide for the Department's winter highway maintenance program and reflect recoveries of work performed for and supplies provided to others.			
01. Salaries	17,114,700	17,737,600	18,268,400
03. Transportation and Communications	77,900	191,400	77,900
04. Supplies	23,339,500	25,283,200	21,982,000
06. Purchased Services	9,158,400	7,605,800	9,931,400
Amount to be Voted	<u>49,690,500</u>	<u>50,818,000</u>	<u>50,259,700</u>
02. Revenue - Provincial	<u>(3,400,000)</u>	<u>(3,400,000)</u>	<u>(2,065,000)</u>
Total: Snow and Ice Control	<u>46,290,500</u>	<u>47,418,000</u>	<u>48,194,700</u>
TOTAL: ROAD MAINTENANCE	<u>78,581,500</u>	<u>80,214,200</u>	<u>78,539,400</u>

TRANSPORTATION AND WORKS

MAINTENANCE OF ROADS AND BUILDINGS

	2012-13 Estimates	2011-12 Revised	2011-12 Budget
	\$	\$	\$
BUILDING, MAINTENANCE, OPERATIONS AND ACCOMMODATIONS			
<i>CURRENT</i>			
2.2.01. ADMINISTRATION			
Appropriations provide for the administration of the building maintenance, operations, accommodations and realty services programs which the Department operates on behalf of all Government Departments.			
01. Salaries	4,564,800	4,835,900	4,251,400
02. Employee Benefits	-	900	-
03. Transportation and Communications	478,700	633,000	478,700
04. Supplies	50,700	77,100	48,700
05. Professional Services	15,000	20,000	15,000
06. Purchased Services	42,000	56,500	41,000
07. Property, Furnishings and Equipment	35,500	14,900	45,800
Amount to be Voted	5,186,700	5,638,300	4,880,600
Total: Administration	5,186,700	5,638,300	4,880,600
 2.2.02. TECHNICAL SUPPORT SERVICES			
Appropriations provide for technical support in the areas of special engineering projects, maintenance programs, tendering and contracts, and for the cost of insurance premiums and deductibles on public buildings.			
01. Salaries	835,200	649,400	636,400
03. Transportation and Communications	14,600	12,000	27,600
04. Supplies	19,200	34,200	34,200
06. Purchased Services	2,606,000	2,428,000	2,256,000
07. Property, Furnishings and Equipment	800	2,800	800
Amount to be Voted	3,475,800	3,126,400	2,955,000
02. Revenue - Provincial	(30,000)	(50,000)	(30,000)
Total: Technical Support Services	3,445,800	3,076,400	2,925,000

TRANSPORTATION AND WORKS

MAINTENANCE OF ROADS AND BUILDINGS

	2012-13 Estimates	2011-12 Revised	2011-12 Budget
	\$	\$	\$
BUILDING, MAINTENANCE, OPERATIONS AND ACCOMMODATIONS (Cont'd)			
<i>CURRENT</i>			
2.2.03. BUILDING UTILITIES AND MAINTENANCE			
Appropriations provide for the utility, maintenance and operating costs of Government-owned buildings.			
01. Salaries	9,985,300	9,448,300	10,257,000
02. Employee Benefits	29,800	-	32,400
03. Transportation and Communications	78,200	140,800	78,400
04. Supplies	33,800	200	33,800
06. Purchased Services	34,444,900	32,334,700	30,427,600
07. Property, Furnishings and Equipment	-	300	-
Amount to be Voted	44,572,000	41,924,300	40,829,200
02. Revenue - Provincial	(900,000)	(900,000)	(900,000)
Total: Building Utilities and Maintenance	43,672,000	41,024,300	39,929,200
 2.2.04. RENTALS			
Appropriations provide for the leasing costs incurred by the Department and for moving, alterations, modifications and minor maintenance expenses related to all Government leases.			
03. Transportation and Communications	48,000	25,000	48,000
05. Professional Services	65,000	15,000	65,000
06. Purchased Services	2,199,400	1,573,900	1,503,400
Amount to be Voted	2,312,400	1,613,900	1,616,400
Total: Rentals	2,312,400	1,613,900	1,616,400
 <i>CAPITAL</i>			
2.2.05. SALT STORAGE SHEDS			
Appropriations provide for the construction of salt storage sheds.			
06. Purchased Services	1,400,000	2,453,300	2,400,000
Amount to be Voted	1,400,000	2,453,300	2,400,000
Total: Salt Storage Sheds	1,400,000	2,453,300	2,400,000
TOTAL: BUILDING MAINTENANCE, OPERATIONS AND ACCOMMODATIONS	56,016,900	53,806,200	51,751,200

TRANSPORTATION AND WORKS

MAINTENANCE OF ROADS AND BUILDINGS

	2012-13 Estimates	2011-12 Revised	2011-12 Budget
	\$	\$	\$
EQUIPMENT MAINTENANCE			
<i>CURRENT</i>			
2.3.01. ADMINISTRATION			
Appropriations provide for the management and administration of the equipment maintenance function, vehicle fleet policy, and the cost of insurance premiums for the vehicle fleet.			
01. Salaries	1,481,000	1,456,900	1,464,800
03. Transportation and Communications	15,100	16,800	16,100
06. Purchased Services	1,055,000	855,800	1,245,000
Amount to be Voted	2,551,100	2,329,500	2,725,900
Total: Administration	2,551,100	2,329,500	2,725,900
 2.3.02. MAINTENANCE OF EQUIPMENT			
Appropriations provide for the equipment maintenance program for Government's vehicle fleet and heavy equipment.			
01. Salaries	10,199,600	9,356,600	9,831,600
03. Transportation and Communications	308,000	239,000	87,600
04. Supplies	16,617,700	18,836,600	14,630,700
06. Purchased Services	766,900	812,200	696,900
Amount to be Voted	27,892,200	29,244,400	25,246,800
02. Revenue - Provincial	(350,000)	(25,000)	(350,000)
Total: Maintenance of Equipment	27,542,200	29,219,400	24,896,800
 <i>CAPITAL</i>			
2.3.03. EQUIPMENT ACQUISITIONS			
Appropriations provide for the acquisition of heavy equipment and light vehicles for the Departmental vehicle fleet.			
07. Property, Furnishings and Equipment	8,500,000	12,100,000	10,500,000
Amount to be Voted	8,500,000	12,100,000	10,500,000
02. Revenue - Provincial	(125,000)	(125,000)	(125,000)
Total: Equipment Acquisitions	8,375,000	11,975,000	10,375,000
TOTAL: EQUIPMENT MAINTENANCE	38,468,300	43,523,900	37,997,700
TOTAL: MAINTENANCE OF ROADS AND BUILDINGS	173,066,700	177,544,300	168,288,300

TRANSPORTATION AND WORKS

CONSTRUCTION OF ROADS AND BUILDINGS

	2012-13 Estimates	2011-12 Revised	2011-12 Budget
	\$	\$	\$
ADMINISTRATION AND SUPPORT			
<i>CURRENT</i>			
3.1.01. ADMINISTRATIVE SUPPORT AND DESIGN			
Appropriations provide for design work, administrative services, traffic engineering, and soils and paving materials analysis for the highway and bridge construction program.			
01. Salaries	957,100	1,258,500	891,800
02. Employee Benefits	-	18,100	-
03. Transportation and Communications	85,800	76,600	85,800
04. Supplies	120,100	76,000	120,100
06. Purchased Services	39,800	106,800	39,800
07. Property, Furnishings and Equipment	25,900	22,000	25,900
10. Grants and Subsidies	3,500	3,000	3,500
Amount to be Voted	1,232,200	1,561,000	1,166,900
Total: Administrative Support and Design	1,232,200	1,561,000	1,166,900
 3.1.02. PROJECT MANAGEMENT AND DESIGN			
Appropriations provide for design, project management, inspection and administrative services related to the construction of new buildings, renovations of existing facilities and improvements to land and property.			
01. Salaries	487,100	598,100	787,200
02. Employee Benefits	-	2,500	-
03. Transportation and Communications	38,600	39,700	38,600
04. Supplies	14,500	10,000	14,500
06. Purchased Services	7,300	3,000	7,300
07. Property, Furnishings and Equipment	4,000	4,000	4,000
Amount to be Voted	551,500	657,300	851,600
Total: Project Management and Design	551,500	657,300	851,600
TOTAL: ADMINISTRATION AND SUPPORT	1,783,700	2,218,300	2,018,500

TRANSPORTATION AND WORKS

CONSTRUCTION OF ROADS AND BUILDINGS

	2012-13 Estimates	2011-12 Revised	Budget
	\$	\$	\$
ROAD CONSTRUCTION			
<i>CURRENT</i>			
3.2.01. ADMINISTRATIVE SUPPORT			
Appropriations provide for engineering support for road maintenance projects.			
01. Salaries	300,000	300,000	300,000
03. Transportation and Communications	9,000	9,700	9,500
04. Supplies	26,900	20,500	26,900
Amount to be Voted	335,900	330,200	336,400
Total: Administrative Support	335,900	330,200	336,400
3.2.02. PRE-ENGINEERING			
Appropriations provide for pre-engineering work for future road projects.			
01. Salaries	100,000	200,000	450,000
03. Transportation and Communications	20,000	15,800	39,000
04. Supplies	25,000	12,500	25,000
05. Professional Services	15,000	-	15,000
06. Purchased Services	40,000	32,500	65,000
Amount to be Voted	200,000	260,800	594,000
Total: Pre-Engineering	200,000	260,800	594,000
3.2.03. IMPROVEMENTS - PROVINCIAL ROADS			
Appropriations provide for repairs and maintenance of Provincial roads, bridges and causeways.			
01. Salaries	4,572,000	4,789,400	4,572,000
03. Transportation and Communications	629,900	600,000	796,000
04. Supplies	550,000	800,000	660,000
05. Professional Services	450,000	350,000	544,000
06. Purchased Services	40,116,200	56,500,000	57,092,000
10. Grants and Subsidies	1,300,000	2,690,700	2,300,000
Amount to be Voted	47,618,100	65,730,100	65,964,000
01. Revenue - Federal	-	(289,000)	-
Total: Improvements - Provincial Roads	47,618,100	65,441,100	65,964,000

TRANSPORTATION AND WORKS

CONSTRUCTION OF ROADS AND BUILDINGS

	2012-13 Estimates \$	2011-12 Revised \$	2011-12 Budget \$
ROAD CONSTRUCTION (Cont'd)			
<i>CURRENT</i>			
3.2.04. CANADA/NEWFOUNDLAND AND LABRADOR INFRASTRUCTURE FRAMEWORK AGREEMENT			
Appropriations provide for highway rehabilitation projects to be cost shared with the Federal Government.			
01. Salaries	320,000	1,100,000	918,000
03. Transportation and Communications	-	156,000	150,000
04. Supplies	100,000	200,000	150,000
05. Professional Services	-	60,000	50,000
06. Purchased Services	5,000,000	16,860,000	16,062,000
Amount to be Voted	5,420,000	18,376,000	17,330,000
01. Revenue - Federal	(6,509,200)	(6,117,400)	(6,108,300)
Total: Canada/Newfoundland and Labrador Infrastructure Framework Agreement	(1,089,200)	12,258,600	11,221,700
<i>CAPITAL</i>			
3.2.05. CANADA/NEWFOUNDLAND AND LABRADOR INFRASTRUCTURE FRAMEWORK AGREEMENT			
Appropriations provide for highway construction projects to be cost shared with the Federal Government.			
01. Salaries	4,002,000	2,500,000	4,002,000
03. Transportation and Communications	600,000	151,000	600,000
04. Supplies	660,000	370,000	660,000
05. Professional Services	2,970,000	860,700	800,000
06. Purchased Services	57,644,100	23,500,000	53,698,000
Amount to be Voted	65,876,100	27,381,700	59,760,000
01. Revenue - Federal	(50,415,700)	(9,818,800)	(23,055,000)
Total: Canada/Newfoundland and Labrador Infrastructure Framework Agreement	15,460,400	17,562,900	36,705,000
3.2.06. ADMINISTRATIVE SUPPORT			
Appropriations provide for engineering support for capital roads projects.			
01. Salaries	112,600	112,600	112,600
Amount to be Voted	112,600	112,600	112,600
Total: Administrative Support	112,600	112,600	112,600

TRANSPORTATION AND WORKS

CONSTRUCTION OF ROADS AND BUILDINGS

	2012-13 Estimates	2011-12 Revised	2011-12 Budget
	\$	\$	\$
ROAD CONSTRUCTION (Cont'd)			
<i>CAPITAL</i>			
3.2.07. IMPROVEMENT AND CONSTRUCTION - PROVINCIAL ROADS			
Appropriations provide for the capital construction, rehabilitation, upgrading and paving of Provincial roads, bridges and causeways.			
01. Salaries	863,000	360,000	863,000
03. Transportation and Communications	50,000	25,600	50,000
04. Supplies	50,000	50,000	50,000
05. Professional Services	5,000	136,000	5,000
06. Purchased Services	11,886,400	7,407,000	12,732,000
07. Property, Furnishings and Equipment	700,000	578,900	700,000
Amount to be Voted	13,554,400	8,557,500	14,400,000
01. Revenue - Federal	-	(105,000)	-
Total: Improvement and Construction - Provincial Roads	13,554,400	8,452,500	14,400,000
 3.2.08. CANADA STRATEGIC INFRASTRUCTURE FUND			
Appropriations provide for highway construction projects to be cost shared with the Federal Government.			
01. Salaries	1,617,900	1,203,000	838,000
03. Transportation and Communications	379,200	50,000	87,000
04. Supplies	530,900	165,000	170,000
05. Professional Services	20,000	70,000	25,000
06. Purchased Services	25,280,000	12,949,000	18,460,000
Amount to be Voted	27,828,000	14,437,000	19,580,000
01. Revenue - Federal	(3,057,900)	(6,976,000)	(3,100,000)
Total: Canada Strategic Infrastructure Fund	24,770,100	7,461,000	16,480,000

TRANSPORTATION AND WORKS

CONSTRUCTION OF ROADS AND BUILDINGS

	2012-13 Estimates	2011-12 Revised	2011-12 Budget
	\$	\$	\$
ROAD CONSTRUCTION (Cont'd)			
<i>CAPITAL</i>			
3.2.09. TRANS LABRADOR HIGHWAY			
Appropriations provide for the widening and hard surfacing of the Trans Labrador Highway cost shared with the Federal Government.			
01. Salaries	2,290,000	1,300,000	2,290,000
03. Transportation and Communications	400,000	250,000	400,000
04. Supplies	150,000	180,000	150,000
05. Professional Services	18,642,000	8,805,900	11,536,000
06. Purchased Services	44,310,000	55,732,300	62,220,000
07. Property, Furnishings and Equipment	10,000	8,000	10,000
Amount to be Voted	65,802,000	66,276,200	76,606,000
01. Revenue - Federal	-	(5,040,000)	(5,040,000)
Total: Trans Labrador Highway	65,802,000	61,236,200	71,566,000
 3.2.10. LAND ACQUISITION			
Appropriations provide for the purchase of property.			
07. Property, Furnishings and Equipment	1,500,000	6,300,000	2,000,000
Amount to be Voted	1,500,000	6,300,000	2,000,000
Total: Land Acquisition	1,500,000	6,300,000	2,000,000
TOTAL: ROAD CONSTRUCTION	168,264,300	179,415,900	219,379,700

TRANSPORTATION AND WORKS

CONSTRUCTION OF ROADS AND BUILDINGS

	2012-13 Estimates	2011-12 Revised	Budget
	\$	\$	\$
BUILDING CONSTRUCTION			
<i>CURRENT</i>			
3.3.01. ALTERATIONS AND IMPROVEMENTS TO EXISTING FACILITIES			
Appropriations provide for repairs and maintenance of buildings which are owned and operated by Government Departments and Agencies as well as for environmental remediation and demolition of surplus buildings.			
01. Salaries	1,685,000	960,000	2,300,000
02. Employee Benefits	-	7,000	-
03. Transportation and Communications	90,000	36,000	100,000
04. Supplies	-	1,200	-
05. Professional Services	6,925,000	1,700,000	6,900,000
06. Purchased Services	25,093,000	25,453,900	25,500,000
07. Property, Furnishings and Equipment	-	2,000	-
10. Grants and Subsidies	-	50,000	-
Amount to be Voted	33,793,000	28,210,100	34,800,000
02. Revenue - Provincial	(75,000)	(385,000)	(75,000)
Total: Alterations and Improvements to Existing Facilities	33,718,000	27,825,100	34,725,000
<i>CAPITAL</i>			
3.3.02. DEVELOPMENT OF NEW FACILITIES			
Appropriations provide for the construction of new buildings and the extension of existing facilities which are owned and operated by Government Departments and Agencies.			
01. Salaries	325,000	130,000	300,000
03. Transportation and Communications	-	19,500	-
05. Professional Services	1,650,000	300,000	720,000
06. Purchased Services	8,025,000	3,350,500	2,980,000
Amount to be Voted	10,000,000	3,800,000	4,000,000
Total: Development of New Facilities	10,000,000	3,800,000	4,000,000
TOTAL: BUILDING CONSTRUCTION	43,718,000	31,625,100	38,725,000
TOTAL: CONSTRUCTION OF ROADS AND BUILDINGS	213,766,000	213,259,300	260,123,200

TRANSPORTATION AND WORKS

TRANSPORTATION SERVICES

	2012-13 Estimates	2011-12 Revised	Budget
	\$	\$	\$
AIR SUPPORT			
<i>CURRENT</i>			
4.1.01. AIR SUBSIDIES			
Appropriations provide for subsidization of air services in response to emergency situations as required.			
10. Grants and Subsidies	300,000	200,000	150,000
Amount to be Voted	300,000	200,000	150,000
Total: Air Subsidies	300,000	200,000	150,000
4.1.02. AIRSTRIP MAINTENANCE			
Appropriations provide for the cost of maintenance and snow removal on Government-owned airstrips.			
01. Salaries	702,200	698,800	803,300
03. Transportation and Communications	37,700	147,000	37,700
04. Supplies	373,500	395,700	321,500
05. Professional Services	-	300,000	-
06. Purchased Services	476,000	276,200	476,000
Amount to be Voted	1,589,400	1,817,700	1,638,500
01. Revenue - Federal	(130,000)	(150,000)	(130,000)
Total: Airstrip Maintenance	1,459,400	1,667,700	1,508,500
4.1.03. AIRSTRIPS			
Appropriations provide for repairs and maintenance of airstrips, with these costs fully recoverable from the Federal Government.			
03. Transportation and Communications	-	8,200	-
05. Professional Services	-	97,300	-
06. Purchased Services	1,000,000	655,000	2,000,000
Amount to be Voted	1,000,000	760,500	2,000,000
01. Revenue - Federal	(1,000,000)	(776,100)	(2,000,000)
Total: Airstrips	-	(15,600)	-
4.1.04. ATLANTIC GATEWAY AND TRADE CORRIDOR			
Appropriations provide for investments in the St. John's International Airport, Gander International Airport and Smart Bay under the Atlantic Gateway and Trade Corridor Strategy.			
06. Purchased Services	5,820,000	-	-
Amount to be Voted	5,820,000	-	-
Total: Atlantic Gateway and Trade Corridor	5,820,000	-	-

TRANSPORTATION AND WORKS

TRANSPORTATION SERVICES

	2012-13 Estimates	2011-12 Revised	2011-12 Budget
	\$	\$	\$
AIR SUPPORT (Cont'd)			
<i>CAPITAL</i>			
4.1.05. AIRSTRIPS			
Appropriations provided for the purchase of tangible capital assets and the construction and restoration of airstrips, with these costs fully recoverable from the Federal Government.			
01. Revenue - Federal	-	(724,800)	-
02. Revenue - Provincial	-	-	-
Total: Airstrips	-	(724,800)	-
TOTAL: AIR SUPPORT	7,579,400	1,127,300	1,658,500

MARINE OPERATIONS

CURRENT

4.2.01. ADMINISTRATION

Appropriations provide for policy development, strategic planning and refit management for the intra-provincial ferry system.

01. Salaries	1,408,000	1,433,700	1,398,500
02. Employee Benefits	6,500	7,900	6,500
03. Transportation and Communications	223,200	208,500	167,800
04. Supplies	36,700	48,000	97,100
05. Professional Services	29,400	54,000	29,400
06. Purchased Services	116,800	82,600	76,800
07. Property, Furnishings and Equipment	58,000	4,000	60,000
Amount to be Voted	1,878,600	1,838,700	1,836,100
Total: Administration	1,878,600	1,838,700	1,836,100

4.2.02. FERRY OPERATIONS

Appropriations provide for the operating costs of the Island portion of the intra-provincial ferry system and for the maintenance of ferry facilities.

01. Salaries	15,039,400	16,066,600	14,855,300
03. Transportation and Communications	161,000	313,600	159,000
04. Supplies	9,597,800	10,344,000	7,573,800
06. Purchased Services	21,887,300	20,529,600	17,881,300
09. Allowances and Assistance	30,000	26,200	-
Amount to be Voted	46,715,500	47,280,000	40,469,400
02. Revenue - Provincial	(2,067,800)	(2,016,900)	(2,067,800)
Total: Ferry Operations	44,647,700	45,263,100	38,401,600

TRANSPORTATION AND WORKS

TRANSPORTATION SERVICES

	2012-13 Estimates	2011-12 Revised	2011-12 Budget
	\$	\$	\$
MARINE OPERATIONS (Cont'd)			
<i>CURRENT</i>			
4.2.03. COASTAL LABRADOR FERRY OPERATIONS			
Appropriations provide for the operating costs of the Labrador portion of the intra-provincial ferry system.			
03. Transportation and Communications	387,400	-	1,256,700
04. Supplies	8,900,200	7,220,600	8,375,300
06. Purchased Services	23,346,800	25,080,100	21,833,300
Amount to be Voted	32,634,400	32,300,700	31,465,300
02. Revenue - Provincial	(4,913,000)	(3,939,800)	(5,830,500)
Total: Coastal Labrador Ferry Operations	27,721,400	28,360,900	25,634,800
4.2.04. FERRY TERMINALS			
Appropriations provide for the repairs and maintenance of ferry terminals, breakwaters and shore facilities.			
01. Salaries	40,000	38,800	40,000
03. Transportation and Communications	-	2,000	-
04. Supplies	-	5,800	-
05. Professional Services	20,000	25,000	20,000
06. Purchased Services	940,000	1,000,000	1,440,000
Amount to be Voted	1,000,000	1,071,600	1,500,000
Total: Ferry Terminals	1,000,000	1,071,600	1,500,000
<i>CAPITAL</i>			
4.2.05. FERRY TERMINALS			
Appropriations provide for construction and modification of ferry terminals, construction of breakwaters and installation of shore facilities.			
01. Salaries	200,000	3,600	200,000
03. Transportation and Communications	100,000	100	100,000
04. Supplies	60,000	200	60,000
05. Professional Services	50,000	65,400	50,000
06. Purchased Services	2,590,000	154,700	3,090,000
Amount to be Voted	3,000,000	224,000	3,500,000
Total: Ferry Terminals	3,000,000	224,000	3,500,000

TRANSPORTATION AND WORKS

TRANSPORTATION SERVICES

	2012-13 Estimates	2011-12	
	\$	Revised	Budget
	\$	\$	\$
MARINE OPERATIONS (Cont'd)			
<i>CAPITAL</i>			
4.2.06. FERRY VESSELS			
Appropriations provide for the construction of ferry vessels.			
01. Salaries	-	350,000	500,000
03. Transportation and Communications	-	10,000	-
05. Professional Services	-	2,627,000	500,000
07. Property, Furnishings and Equipment	10,359,500	2,716,000	38,300,000
Amount to be Voted	10,359,500	5,703,000	39,300,000
Total: Ferry Vessels	10,359,500	5,703,000	39,300,000
TOTAL: MARINE OPERATIONS	88,607,200	82,461,300	110,172,500

AIR SERVICES

CURRENT

4.3.01. ADMINISTRATION AND HANGAR FACILITIES

Appropriations provide for the administration of Government air services and the operation of Government hanger facilities.

01. Salaries	1,210,800	1,109,200	1,142,900
02. Employee Benefits	-	500	-
03. Transportation and Communications	77,400	100,000	77,400
04. Supplies	40,600	30,000	40,600
06. Purchased Services	12,900	15,900	12,900
Amount to be Voted	1,341,700	1,255,600	1,273,800
Total: Administration and Hangar Facilities	1,341,700	1,255,600	1,273,800

TRANSPORTATION AND WORKS

TRANSPORTATION SERVICES

	2012-13 Estimates	2011-12 Revised	2011-12 Budget
	\$	\$	\$
AIR SERVICES (Cont'd)			
<i>CURRENT</i>			
4.3.02. GOVERNMENT-OPERATED AIRCRAFT			
Appropriations provide for the operation of Government's aircraft fleet and the air ambulance program.			
01. Salaries	4,466,100	4,177,600	4,629,700
02. Employee Benefits	-	300	-
03. Transportation and Communications	2,109,100	1,312,800	2,553,200
04. Supplies	2,962,900	2,925,200	2,716,900
05. Professional Services	10,000	-	10,000
06. Purchased Services	3,861,500	2,600,000	3,792,000
07. Property, Furnishings and Equipment	700	-	700
10. Grants and Subsidies	1,285,500	1,285,500	1,285,500
Amount to be Voted	14,695,800	12,301,400	14,988,000
01. Revenue - Federal	(150,000)	(150,000)	(150,000)
02. Revenue - Provincial	(1,880,000)	(1,150,000)	(3,180,000)
Total: Government-Operated Aircraft	12,665,800	11,001,400	11,658,000
<i>CAPITAL</i>			
4.3.03. GOVERNMENT-OPERATED AIRCRAFT			
Appropriations provide for capital investment in Government's aircraft fleet.			
07. Property, Furnishings and Equipment	1,400,000	34,252,400	18,971,300
Amount to be Voted	1,400,000	34,252,400	18,971,300
02. Revenue - Provincial	(1,050,000)	(1,005,900)	(1,050,000)
Total: Government-Operated Aircraft	350,000	33,246,500	17,921,300
TOTAL: AIR SERVICES	14,357,500	45,503,500	30,853,100
TOTAL: TRANSPORTATION SERVICES	110,544,100	129,092,100	142,684,100
TOTAL: DEPARTMENT	505,804,700	528,548,000	579,472,500

HON. ROSS WISEMAN
Speaker of the House of Assembly
Confederation Building

WILLIAM MACKENZIE
Clerk of the House of Assembly
Confederation Building

WAYNE R. LOVEYS, CMA
Auditor General (Acting)
15 Dundee Avenue, Mount Pearl

VICTOR POWERS, CGA
Chief Electoral Officer
and Commissioner for
Legislative Standards
39 Hallett Crescent

BARRY FLEMING, Q.C.
Citizens' Representative
Beothuck Building

ED RING
Information and Privacy Commissioner
34 Pippy Place

CAROL A. CHAFE
Child and Youth Advocate
193 LeMarchant Road

The House of Assembly is the parliament of Newfoundland and Labrador comprising the forty-eight elected representatives of the people. The House of Assembly is responsible for debating and passing legislation, approving the Provincial budget, overseeing the actions of Government, and providing a forum for the debate of matters of public importance.

The Legislature also includes the Offices of the Auditor General, the Chief Electoral Officer, the Commissioner for Legislative Standards, the Citizens' Representative, the Child and Youth Advocate and the Information and Privacy Commissioner. These Offices report annually and directly to the House of Assembly.

**PROGRAM FUNDING SUMMARY
FISCAL YEAR 2012-13
(Gross Expenditure)**

Program	Current
	\$
House of Assembly	16,551,800
Office of the Auditor General	3,722,000
Office of the Chief Electoral Officer	1,422,700
Office of the Citizens' Representative	845,800
Office of the Child and Youth Advocate	1,319,600
Office of the Information and Privacy Commissioner	1,413,000
TOTAL: PROGRAM ESTIMATES	<u>25,274,900</u>

**SUMMARY OF EXPENDITURE AND RELATED REVENUE
FISCAL YEAR 2012-13**

Gross Expenditure		
Amount Voted	\$25,117,900	
Amount Provided by Statute	<u>157,000</u>	\$25,274,900
Less: Related Revenue		
Current		<u>(222,700)</u>
NET EXPENDITURE (Current)		<u>\$25,052,200</u>

LEGISLATURE

HOUSE OF ASSEMBLY

	2012-13	2011-12	
	Estimates	Revised	Budget
	\$	\$	\$
HOUSE OF ASSEMBLY			
<i>CURRENT</i>			
1.1.01. ADMINISTRATIVE SUPPORT			
Appropriations provide for the Office of the Clerk and the financial, human resource and administrative activities associated with the operations of the Legislature.			
01. Salaries	1,912,800	1,846,900	1,921,400
02. Employee Benefits	7,000	6,700	7,000
03. Transportation and Communications	69,800	64,800	69,800
04. Supplies	46,200	45,200	46,200
05. Professional Services	220,000	174,500	220,000
06. Purchased Services	92,000	73,000	112,000
07. Property, Furnishings and Equipment	130,000	166,400	180,000
Amount to be Voted	2,477,800	2,377,500	2,556,400
02. Revenue - Provincial	-	(1,200)	-
Total: Administrative Support	2,477,800	2,376,300	2,556,400
1.1.02. LEGISLATIVE LIBRARY AND RECORDS MANAGEMENT			
Appropriations provide for the operations of the Legislative Library and information management activities associated with the operations of the Legislature.			
01. Salaries	735,100	729,700	731,000
02. Employee Benefits	3,700	3,200	3,700
03. Transportation and Communications	16,700	8,000	16,700
04. Supplies	62,900	51,400	59,400
05. Professional Services	7,200	-	7,200
06. Purchased Services	14,400	16,900	17,900
Amount to be Voted	840,000	809,200	835,900
Total: Legislative Library and Records Management	840,000	809,200	835,900

LEGISLATURE

HOUSE OF ASSEMBLY

	<u>2012-13</u> <u>Estimates</u>	2011-12	
	<u>\$</u>	<u>Revised</u>	<u>Budget</u>
	<u>\$</u>	<u>\$</u>	<u>\$</u>
HOUSE OF ASSEMBLY (Cont'd)			
<i>CURRENT</i>			
1.1.03. HANSARD AND THE BROADCAST CENTRE			
Appropriations provide for the publication of the daily verbatim report of the proceedings of the House of Assembly and its committees and for the operations of the broadcast centre.			
01. Salaries	659,300	639,100	654,100
02. Employee Benefits	1,500	1,100	1,500
03. Transportation and Communications	14,000	7,900	14,000
04. Supplies	9,000	6,000	9,000
05. Professional Services	-	18,200	25,000
06. Purchased Services	301,700	179,700	301,700
07. Property, Furnishings and Equipment	10,000	236,300	25,000
Amount to be Voted	<u>995,500</u>	<u>1,088,300</u>	<u>1,030,300</u>
Total: Hansard and the Broadcast Centre	<u>995,500</u>	<u>1,088,300</u>	<u>1,030,300</u>
1.1.04. MEMBERS' RESOURCES			
Appropriations provide for expenses of the Members of the House of Assembly.			
01. Salaries	6,505,000	7,090,200	6,220,200
03. Transportation and Communications	15,000	14,800	5,000
05. Professional Services	80,000	-	-
06. Purchased Services	15,000	15,700	10,000
09. Allowances and Assistance	2,829,000	1,529,000	2,829,000
Amount to be Voted	<u>9,444,000</u>	<u>8,649,700</u>	<u>9,064,200</u>
02. Revenue - Provincial	-	(112,500)	-
Total: Members' Resources	<u>9,444,000</u>	<u>8,537,200</u>	<u>9,064,200</u>

LEGISLATURE

HOUSE OF ASSEMBLY

	<u>2012-13</u> <u>Estimates</u>	2011-12	
		<u>Revised</u>	<u>Budget</u>
	\$	\$	\$
HOUSE OF ASSEMBLY (Cont'd)			
<i>CURRENT</i>			
1.1.05. HOUSE OPERATIONS			
Appropriations provide for the costs associated with the Committees of the House of Assembly, the Speaker's Office and the Deputy Speaker.			
01. Salaries	258,300	254,300	265,900
02. Employee Benefits	9,900	3,500	9,900
03. Transportation and Communications	135,500	45,600	145,600
04. Supplies	22,300	16,000	20,500
05. Professional Services	3,900	300	3,900
06. Purchased Services	43,200	35,000	47,000
07. Property, Furnishings and Equipment	1,700	1,400	1,700
10. Grants and Subsidies	13,400	13,300	13,300
Amount to be Voted	<u>488,200</u>	<u>369,400</u>	<u>507,800</u>
Total: House Operations	<u>488,200</u>	<u>369,400</u>	<u>507,800</u>
1.1.06. GOVERNMENT MEMBERS CAUCUS			
Appropriations provide for the costs associated with operations of the Government Members Caucus.			
01. Salaries	654,700	746,700	718,300
02. Employee Benefits	1,800	600	2,000
03. Transportation and Communications	24,900	27,200	33,600
04. Supplies	12,700	6,600	14,100
06. Purchased Services	10,500	11,500	11,500
07. Property, Furnishings and Equipment	3,500	2,400	4,400
10. Grants and Subsidies	47,100	49,700	53,300
Amount to be Voted	<u>755,200</u>	<u>844,700</u>	<u>837,200</u>
Total: Government Members Caucus	<u>755,200</u>	<u>844,700</u>	<u>837,200</u>

LEGISLATURE

HOUSE OF ASSEMBLY

	2012-13	2011-12	
	<u>Estimates</u>	<u>Revised</u>	<u>Budget</u>
	\$	\$	\$
HOUSE OF ASSEMBLY (Cont'd)			
<i>CURRENT</i>			
1.1.07. OFFICIAL OPPOSITION CAUCUS			
Appropriations provide for the costs associated with the Leader of the Official Opposition and operations of the Official Opposition Caucus.			
01. Salaries	918,800	820,500	718,300
02. Employee Benefits	2,000	4,600	1,600
03. Transportation and Communications	70,000	67,000	67,000
04. Supplies	16,800	11,000	16,600
06. Purchased Services	16,900	20,600	16,600
07. Property, Furnishings and Equipment	3,800	2,300	3,700
10. Grants and Subsidies	10,500	10,200	10,200
Amount to be Voted	<u>1,038,800</u>	<u>936,200</u>	<u>834,000</u>
Total: Official Opposition Caucus	<u>1,038,800</u>	<u>936,200</u>	<u>834,000</u>
1.1.08. THIRD PARTY CAUCUS			
Appropriations provide for the costs associated with the Leader of the Third Party and operations of the Third Party Caucus.			
01. Salaries	450,400	400,500	349,500
02. Employee Benefits	1,400	800	800
03. Transportation and Communications	25,700	22,200	22,200
04. Supplies	11,800	7,800	7,800
06. Purchased Services	10,000	5,000	5,000
07. Property, Furnishings and Equipment	2,500	1,800	1,800
10. Grants and Subsidies	10,500	10,200	10,200
Amount to be Voted	<u>512,300</u>	<u>448,300</u>	<u>397,300</u>
Total: Third Party Caucus	<u>512,300</u>	<u>448,300</u>	<u>397,300</u>
TOTAL: HOUSE OF ASSEMBLY	<u>16,551,800</u>	<u>15,409,600</u>	<u>16,063,100</u>
TOTAL: HOUSE OF ASSEMBLY	<u>16,551,800</u>	<u>15,409,600</u>	<u>16,063,100</u>

LEGISLATURE

OFFICE OF THE AUDITOR GENERAL

	2012-13	2011-12	
	<u>Estimates</u>	<u>Revised</u>	<u>Budget</u>
	\$	\$	\$
OFFICE OF THE AUDITOR GENERAL			
<i>CURRENT</i>			
2.1.01. EXECUTIVE SUPPORT			
Appropriations provide for the senior planning and direction of the Office, including the establishment and evaluation of policies and objectives.			
01. Salaries	366,500	668,300	387,200
02. Employee Benefits	3,000	3,300	5,000
03. Transportation and Communications	17,000	15,000	27,000
05. Professional Services	2,000	-	10,000
06. Purchased Services	500	1,000	1,000
Amount to be Voted	<u>389,000</u>	<u>687,600</u>	<u>430,200</u>
Total: Executive Support	<u>389,000</u>	<u>687,600</u>	<u>430,200</u>
2.1.02. ADMINISTRATIVE SUPPORT			
Appropriations provide for the financial, human resource and administration activities of the Office.			
01. Salaries	194,300	193,600	193,600
02. Employee Benefits	5,500	8,500	8,500
03. Transportation and Communications	33,600	29,800	41,600
04. Supplies	108,600	109,600	113,600
05. Professional Services	6,000	1,500	10,000
06. Purchased Services	204,700	204,700	204,700
07. Property, Furnishings and Equipment	47,800	52,800	52,800
Amount to be Voted	<u>600,500</u>	<u>600,500</u>	<u>624,800</u>
Total: Administrative Support	<u>600,500</u>	<u>600,500</u>	<u>624,800</u>

LEGISLATURE

OFFICE OF THE AUDITOR GENERAL

	<u>2012-13</u>	2011-12	
	<u>Estimates</u>	<u>Revised</u>	<u>Budget</u>
	\$	\$	\$
OFFICE OF THE AUDITOR GENERAL (Cont'd)			
<i>CURRENT</i>			
2.1.03. AUDIT OPERATIONS			
Appropriations provide for the performance of the attest audits of the financial statements of the Province and certain Crown corporations and for the performance of reviews and examinations of the various departments, agencies of the Crown and other public organizations.			
01. Salaries	2,601,500	2,636,000	2,624,400
02. Employee Benefits	53,500	79,000	63,500
03. Transportation and Communications	67,500	70,000	72,500
05. Professional Services	10,000	46,400	10,000
Amount to be Voted	<u>2,732,500</u>	<u>2,831,400</u>	<u>2,770,400</u>
02. Revenue - Provincial	<u>(222,700)</u>	<u>(272,700)</u>	<u>(222,700)</u>
Total: Audit Operations	<u>2,509,800</u>	<u>2,558,700</u>	<u>2,547,700</u>
TOTAL: OFFICE OF THE AUDITOR GENERAL	<u>3,499,300</u>	<u>3,846,800</u>	<u>3,602,700</u>
TOTAL: OFFICE OF THE AUDITOR GENERAL	<u>3,499,300</u>	<u>3,846,800</u>	<u>3,602,700</u>

LEGISLATURE

OFFICE OF THE CHIEF ELECTORAL OFFICER

	<u>2012-13</u> <u>Estimates</u>	2011-12	
	<u>\$</u>	<u>Revised</u>	<u>Budget</u>
	\$	\$	\$
OFFICE OF THE CHIEF ELECTORAL OFFICER			
<i>CURRENT</i>			
3.1.01. OFFICE OF THE CHIEF ELECTORAL OFFICER			
Appropriations provide for the operations of the Office of the Chief Electoral Officer and for the Commissioner for Legislative Standards. The Commissioner also acts as a means of appeal for public office holders under the Conflict of Interest Act.			
01. Salaries	951,700	3,019,500	3,319,500
02. Employee Benefits	5,000	3,200	5,000
03. Transportation and Communications	62,000	660,200	720,200
04. Supplies	12,000	69,600	69,600
05. Professional Services	70,000	65,000	65,000
06. Purchased Services	163,000	925,800	992,800
07. Property, Furnishings and Equipment	9,000	51,500	69,500
10. Grants and Subsidies	150,000	450,000	450,000
Amount to be Voted	<u>1,422,700</u>	<u>5,244,800</u>	<u>5,691,600</u>
Total: Office of the Chief Electoral Officer	<u>1,422,700</u>	<u>5,244,800</u>	<u>5,691,600</u>
TOTAL: OFFICE OF THE CHIEF ELECTORAL OFFICER	<u>1,422,700</u>	<u>5,244,800</u>	<u>5,691,600</u>
TOTAL: OFFICE OF THE CHIEF ELECTORAL OFFICER	<u>1,422,700</u>	<u>5,244,800</u>	<u>5,691,600</u>

LEGISLATURE

OFFICE OF THE CITIZENS' REPRESENTATIVE

	<u>2012-13</u> <u>Estimates</u>	2011-12	
	<u>\$</u>	<u>Revised</u>	<u>Budget</u>
	\$	\$	\$
OFFICE OF THE CITIZENS' REPRESENTATIVE			
<i>CURRENT</i>			
4.1.01. OFFICE OF THE CITIZENS' REPRESENTATIVE			
Appropriations provide for the operations of the Office of the Citizens' Representative which deals with complaints from people who feel aggrieved by an administrative decision of a department, agency, officer or employee of the Government of the Province.			
01. Salaries	630,100	629,700	617,800
02. Employee Benefits	4,000	3,000	4,000
03. Transportation and Communications	47,200	28,400	64,200
04. Supplies	10,000	4,000	10,000
05. Professional Services	42,700	21,000	50,000
06. Purchased Services	106,800	104,600	92,500
07. Property, Furnishings and Equipment	5,000	2,700	5,000
Amount to be Voted	<u>845,800</u>	<u>793,400</u>	<u>843,500</u>
Total: Office of the Citizens' Representative	<u>845,800</u>	<u>793,400</u>	<u>843,500</u>
TOTAL: OFFICE OF THE CITIZENS' REPRESENTATIVE	<u>845,800</u>	<u>793,400</u>	<u>843,500</u>
TOTAL: OFFICE OF THE CITIZENS' REPRESENTATIVE	<u>845,800</u>	<u>793,400</u>	<u>843,500</u>

LEGISLATURE

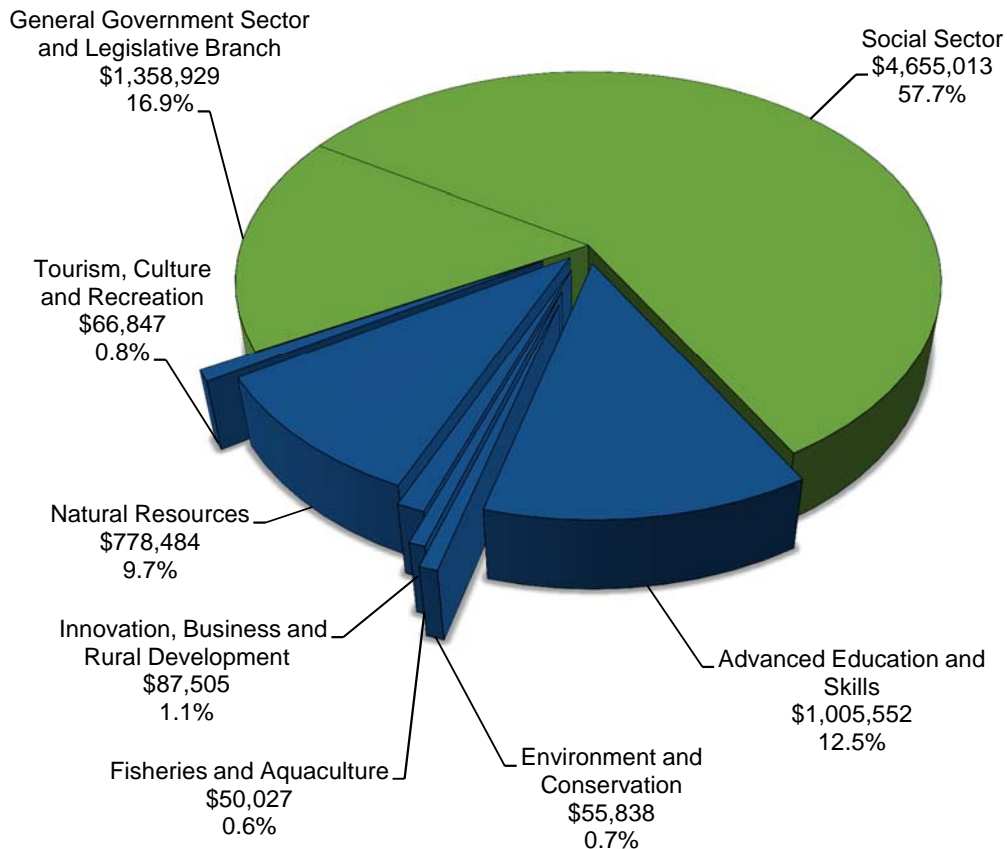
OFFICE OF THE CHILD AND YOUTH ADVOCATE

	<u>2012-13</u> <u>Estimates</u>	2011-12	
	<u>\$</u>	<u>Revised</u>	<u>Budget</u>
	<u>\$</u>	<u>\$</u>	<u>\$</u>
OFFICE OF THE CHILD AND YOUTH ADVOCATE			
<i>CURRENT</i>			
5.1.01. OFFICE OF THE CHILD AND YOUTH ADVOCATE			
Appropriations provide for the operations of the Office of the Child and Youth Advocate which acts to ensure that the rights and interests of children and youth are protected and advanced.			
01. Salaries	991,300	997,300	993,900
02. Employee Benefits	5,000	3,800	5,000
03. Transportation and Communications	75,000	32,000	85,000
04. Supplies	10,000	14,500	10,000
05. Professional Services	30,000	20,100	30,000
06. Purchased Services	203,300	168,300	203,300
07. Property, Furnishings and Equipment	5,000	6,800	5,000
Amount to be Voted	<u>1,319,600</u>	<u>1,242,800</u>	<u>1,332,200</u>
Total: Office of the Child and Youth Advocate	<u>1,319,600</u>	<u>1,242,800</u>	<u>1,332,200</u>
TOTAL: OFFICE OF THE CHILD AND YOUTH ADVOCATE	<u>1,319,600</u>	<u>1,242,800</u>	<u>1,332,200</u>
TOTAL: OFFICE OF THE CHILD AND YOUTH ADVOCATE	<u>1,319,600</u>	<u>1,242,800</u>	<u>1,332,200</u>

LEGISLATURE

OFFICE OF THE INFORMATION AND PRIVACY COMMISSIONER

	2012-13 Estimates	2011-12 Revised	Budget
	\$	\$	\$
OFFICE OF THE INFORMATION AND PRIVACY COMMISSIONER			
<i>CURRENT</i>			
6.1.01. OFFICE OF THE INFORMATION AND PRIVACY COMMISSIONER			
Appropriations provide for the operations of the Office of the Information and Privacy Commissioner which conducts reviews and hears complaints under the Access to Information and Protection of Privacy Act.			
01. Salaries	1,024,000	954,600	887,200
02. Employee Benefits	18,800	8,300	18,800
03. Transportation and Communications	65,700	42,700	79,700
04. Supplies	20,300	15,300	16,300
05. Professional Services	95,000	84,000	95,000
06. Purchased Services	169,200	97,500	102,400
07. Property, Furnishings and Equipment	20,000	14,000	5,000
Amount to be Voted	1,413,000	1,216,400	1,204,400
Total: Office of the Information and Privacy Commissioner	1,413,000	1,216,400	1,204,400
TOTAL: OFFICE OF THE INFORMATION AND PRIVACY COMMISSIONER	1,413,000	1,216,400	1,204,400
TOTAL: OFFICE OF THE INFORMATION AND PRIVACY COMMISSIONER	1,413,000	1,216,400	1,204,400
TOTAL: LEGISLATURE	25,052,200	27,753,800	28,737,500



GROSS CURRENT AND CAPITAL EXPENDITURE

Percentage of Total (%)		Head	Amount (\$000)	
Revised 2011-12	Estimates 2012-13		Estimates 2012-13	Revised 2011-12
		Resource Sector		
13.5	12.5	Advanced Education and Skills	1,005,552	971,084
0.7	0.7	Environment and Conservation	55,838	50,742
0.4	0.6	Fisheries and Aquaculture	50,027	32,221
1.1	1.1	Innovation, Business and Rural Development	87,505	80,285
2.3	9.7	Natural Resources	778,484	163,457
0.9	0.8	Tourism, Culture and Recreation	66,847	64,770
18.9	25.4	Total: Resource Sector	2,044,253	1,362,559

HON. JOAN BURKE
Minister
Minister Responsible for the Status
of Persons with Disabilities and for
Youth Engagement
Confederation Building

BAXTER ROSE, C.G.A.
Deputy Minister
Confederation Building

The Department of Advanced Education and Skills works to ensure the Province has highly educated graduates and skilled workers for a fast-growing economy. This is achieved through a spectrum of services and supports including helping employers with accessing and keeping skilled workers; supporting the delivery of post-secondary education through Memorial University of Newfoundland, the College of the North Atlantic and private training institutions; administering the student financial assistance program; providing programs and supports for apprenticeships and trade certifications; offering career development and planning services; providing employment and training supports, as well as information about the labour market; delivering income support and other financial supports; assisting people and communities during disasters; leading the poverty reduction strategy; enhancing the inclusion of persons with disabilities in all aspects of society; engaging youth; increasing the recruitment and retention of immigrants; and promoting multiculturalism.

PROGRAM FUNDING SUMMARY

FISCAL YEAR 2012-13

(Gross Expenditure)

Program	Current	Capital	Total
	\$	\$	\$
Executive and Support Services	16,436,700	-	16,436,700
Service Delivery	24,248,500	-	24,248,500
Income Support Services	234,583,400	-	234,583,400
Employment and Labour Market Development	162,404,600	3,492,700	165,897,300
Youth and Student Services	14,298,300	-	14,298,300
Office of Immigration and Multiculturalism	2,015,700	-	2,015,700
Advanced Studies	<u>467,403,800</u>	<u>80,668,600</u>	<u>548,072,400</u>
TOTAL: PROGRAM ESTIMATES	<u><u>921,391,000</u></u>	<u><u>84,161,300</u></u>	<u><u>1,005,552,300</u></u>

SUMMARY OF EXPENDITURE AND RELATED REVENUE

FISCAL YEAR 2012-13

Gross Expenditure	
Amount Voted	\$1,005,552,300
Less: Related Revenue	
Current	<u>(161,131,500)</u>
NET EXPENDITURE (Current and Capital)	<u><u>\$844,420,800</u></u>

ADVANCED EDUCATION AND SKILLS

EXECUTIVE AND SUPPORT SERVICES

	2012-13 Estimates	2011-12 Revised	Budget
	\$	\$	\$
MINISTER'S OFFICE			
<i>CURRENT</i>			
1.1.01. MINISTER'S OFFICE			
Appropriations provide for the operating costs of the Minister's Office.			
01. Salaries	253,300	332,600	253,300
03. Transportation and Communications	48,500	45,800	48,500
04. Supplies	4,400	1,500	4,400
06. Purchased Services	7,000	2,000	7,000
07. Property, Furnishings and Equipment	1,500	1,000	1,500
Amount to be Voted	314,700	382,900	314,700
Total: Minister's Office	314,700	382,900	314,700
TOTAL: MINISTER'S OFFICE	314,700	382,900	314,700

GENERAL ADMINISTRATION

CURRENT

1.2.01. EXECUTIVE SUPPORT

Appropriations provide for the senior planning and direction of the Department, including the establishment and evaluation of policies and objectives.

01. Salaries	929,900	922,400	930,000
02. Employee Benefits	2,000	2,000	2,000
03. Transportation and Communications	50,900	35,000	55,900
04. Supplies	4,000	14,000	4,000
06. Purchased Services	16,400	14,000	16,400
07. Property, Furnishings and Equipment	5,000	5,000	5,000
Amount to be Voted	1,008,200	992,400	1,013,300
Total: Executive Support	1,008,200	992,400	1,013,300

ADVANCED EDUCATION AND SKILLS

EXECUTIVE AND SUPPORT SERVICES

	2012-13	2011-12	
	Estimates	Revised	Budget
	\$	\$	\$
GENERAL ADMINISTRATION (Cont'd)			
<i>CURRENT</i>			
1.2.02. ADMINISTRATIVE SUPPORT			
Appropriations provide for the management and control of the financial, internal audit, information management and operational activities of the Department.			
01. Salaries	3,413,800	3,300,000	3,208,200
02. Employee Benefits	210,700	180,000	210,700
03. Transportation and Communications	250,000	236,800	262,400
04. Supplies	88,000	105,000	88,000
05. Professional Services	144,000	221,000	144,000
06. Purchased Services	3,235,400	3,491,100	3,235,400
07. Property, Furnishings and Equipment	17,000	30,000	17,500
Amount to be Voted	7,358,900	7,563,900	7,166,200
02. Revenue - Provincial	(20,000)	(20,000)	(20,000)
Total: Administrative Support	7,338,900	7,543,900	7,146,200
1.2.03. PROGRAM DEVELOPMENT AND PLANNING			
Appropriations provide for program development and evaluation, research and analysis of social and labour market issues of concern to the Province, and related divisional operating costs.			
01. Salaries	4,630,600	4,905,300	4,490,600
02. Employee Benefits	15,000	15,500	2,000
03. Transportation and Communications	410,400	213,000	218,000
04. Supplies	89,400	39,300	39,300
05. Professional Services	655,000	329,000	360,000
06. Purchased Services	755,500	745,300	846,200
07. Property, Furnishings and Equipment	22,500	9,500	7,000
10. Grants and Subsidies	1,176,500	310,500	526,500
Amount to be Voted	7,754,900	6,567,400	6,489,600
Total: Program Development and Planning	7,754,900	6,567,400	6,489,600
TOTAL: GENERAL ADMINISTRATION	16,102,000	15,103,700	14,649,100
TOTAL: EXECUTIVE AND SUPPORT SERVICES	16,416,700	15,486,600	14,963,800

ADVANCED EDUCATION AND SKILLS

SERVICE DELIVERY

	2012-13 Estimates	2011-12 Revised	Budget
	\$	\$	\$
REGIONAL OPERATIONS			
<i>CURRENT</i>			
2.1.01. CLIENT SERVICES			
Appropriations provide for the delivery of programs and services through Departmental offices located throughout the Province.			
01. Salaries	22,249,000	23,340,700	22,249,000
02. Employee Benefits	14,500	15,100	14,500
03. Transportation and Communications	1,378,700	1,433,100	1,433,100
04. Supplies	188,500	267,500	210,500
05. Professional Services	50,000	75,000	75,000
06. Purchased Services	304,300	370,800	285,800
07. Property, Furnishings and Equipment	63,500	82,300	75,300
Amount to be Voted	24,248,500	25,584,500	24,343,200
Total: Client Services	24,248,500	25,584,500	24,343,200
TOTAL: REGIONAL OPERATIONS	24,248,500	25,584,500	24,343,200
TOTAL: SERVICE DELIVERY	24,248,500	25,584,500	24,343,200

ADVANCED EDUCATION AND SKILLS

INCOME SUPPORT SERVICES

	2012-13	2011-12	
	Estimates	Revised	Budget
	\$	\$	\$
INCOME SUPPORT			
<i>CURRENT</i>			
3.1.01. INCOME ASSISTANCE			
Appropriations provide for financial assistance to individuals and families who are deemed eligible based on a needs test and in accordance with legislation and policy.			
03. Transportation and Communications	400,000	450,000	400,000
09. Allowances and Assistance	233,093,500	229,008,500	228,008,500
Amount to be Voted	233,493,500	229,458,500	228,408,500
01. Revenue - Federal	(200,000)	(200,000)	(200,000)
02. Revenue - Provincial	(4,300,000)	(3,500,000)	(5,400,000)
Total: Income Assistance	228,993,500	225,758,500	222,808,500
3.1.02. NATIONAL CHILD BENEFIT REINVESTMENT			
Appropriations provide for the Department's commitment under the National Child Benefit Reinvestment Strategy to fund benefits and services for children in low-income families. Provincial benefits are also extended through the Newfoundland and Labrador Child Benefit which is delivered by the Canada Revenue Agency.			
09. Allowances and Assistance	600,000	600,000	600,000
Amount to be Voted	600,000	600,000	600,000
Total: National Child Benefit Reinvestment	600,000	600,000	600,000
3.1.03. MOTHER/BABY NUTRITION SUPPLEMENT			
Appropriations provide for the Department's commitment under the Early Childhood Development Agreement to provide an income-support benefit to low-income families upon confirmation of pregnancy. Benefits are also extended to low-income families with children under one year of age, with this component delivered by the Canada Revenue Agency.			
01. Salaries	55,900	55,900	55,900
03. Transportation and Communications	1,000	1,000	1,000
04. Supplies	1,000	2,500	1,000
06. Purchased Services	12,000	10,500	12,000
09. Allowances and Assistance	420,000	282,600	420,000
Amount to be Voted	489,900	352,500	489,900
Total: Mother/Baby Nutrition Supplement	489,900	352,500	489,900
TOTAL: INCOME SUPPORT	230,083,400	226,711,000	223,898,400
TOTAL: INCOME SUPPORT SERVICES	230,083,400	226,711,000	223,898,400

ADVANCED EDUCATION AND SKILLS

EMPLOYMENT AND LABOUR MARKET DEVELOPMENT

	2012-13	2011-12	
	Estimates	Revised	Budget
	\$	\$	\$
EMPLOYMENT AND LABOUR MARKET DEVELOPMENT			
<i>CURRENT</i>			
4.1.01. EMPLOYMENT DEVELOPMENT PROGRAMS			
Appropriations provide for social and employment support and assistance to Income Assistance clients and other unemployed and underemployed residents of the Province to prepare for, attain and maintain employment.			
09. Allowances and Assistance	1,400,000	1,450,000	1,400,000
10. Grants and Subsidies	8,752,600	12,237,500	15,530,600
Amount to be Voted	10,152,600	13,687,500	16,930,600
Total: Employment Development Programs	10,152,600	13,687,500	16,930,600
4.1.02. LABOUR MARKET DEVELOPMENT AGREEMENT			
Appropriations provide for the development, delivery and administration of a range of employment and training supports to unemployed individuals, employers and community agencies as well as related Federal/Provincial arrangements for payment processing.			
01. Salaries	7,551,600	7,342,900	8,093,100
02. Employee Benefits	2,500	1,500	2,500
03. Transportation and Communications	53,700	311,500	22,000
04. Supplies	5,400	409,700	5,400
05. Professional Services	210,000	250,300	250,000
06. Purchased Services	901,200	1,191,300	834,400
07. Property, Furnishings and Equipment	10,000	6,900	2,500
09. Allowances and Assistance	77,307,500	73,109,000	78,470,000
10. Grants and Subsidies	36,637,300	40,480,800	35,661,400
Amount to be Voted	122,679,200	123,103,900	123,341,300
01. Revenue - Federal	(122,679,200)	(128,358,700)	(122,799,80)
Total: Labour Market Development Agreement	-	(5,254,800)	541,500

ADVANCED EDUCATION AND SKILLS

EMPLOYMENT AND LABOUR MARKET DEVELOPMENT

	2012-13	2011-12	
	Estimates	Revised	Budget
	\$	\$	\$
EMPLOYMENT AND LABOUR MARKET DEVELOPMENT (Cont'd)			
<i>CURRENT</i>			
4.1.03. LABOUR MARKET AGREEMENT			
Appropriations provide for a range of employment and training supports to unemployed individuals, low skilled employed individuals, employers and community agencies.			
01. Salaries	3,274,800	3,189,700	3,759,700
02. Employee Benefits	2,600	15,000	3,000
03. Transportation and Communications	265,000	126,600	395,500
04. Supplies	26,600	26,800	30,500
05. Professional Services	839,700	698,500	964,000
06. Purchased Services	383,000	211,300	601,000
07. Property, Furnishings and Equipment	10,100	43,900	21,400
09. Allowances and Assistance	2,129,600	1,328,000	2,183,000
10. Grants and Subsidies	6,887,700	3,518,400	7,907,500
Amount to be Voted	13,819,100	9,158,200	15,865,600
01. Revenue - Federal	(7,472,000)	(10,843,200)	(9,266,300)
Total: Labour Market Agreement	6,347,100	(1,685,000)	6,599,300
4.1.04. LABOUR MARKET ADJUSTMENT PROGRAMS			
Appropriations provide for joint Federal/Provincial arrangements which address major permanent layoffs and worker displacement to lessen the impact on, and adjustment of, older workers.			
01. Salaries	44,400	44,400	44,400
03. Transportation and Communications	4,900	7,500	10,000
06. Purchased Services	5,000	7,500	5,000
10. Grants and Subsidies	2,721,800	2,491,800	2,721,800
Amount to be Voted	2,776,100	2,551,200	2,781,200
01. Revenue - Federal	(2,284,700)	(2,054,700)	(2,284,700)
Total: Labour Market Adjustment Programs	491,400	496,500	496,500

ADVANCED EDUCATION AND SKILLS

EMPLOYMENT AND LABOUR MARKET DEVELOPMENT

	2012-13 Estimates	2011-12 Revised	2011-12 Budget
	\$	\$	\$
EMPLOYMENT AND LABOUR MARKET DEVELOPMENT (Cont'd)			
<i>CURRENT</i>			
4.1.05. EMPLOYMENT ASSISTANCE PROGRAMS FOR PERSONS WITH DISABILITIES			
Appropriations provide for a range of services and programs to assist individuals with disabilities to acquire the skills, experience and supports necessary to successfully prepare for, obtain and maintain employment.			
09. Allowances and Assistance	10,172,400	9,443,700	10,172,400
10. Grants and Subsidies	2,805,200	2,652,400	2,652,400
Amount to be Voted	12,977,600	12,096,100	12,824,800
01. Revenue - Federal	(2,703,100)	(2,763,600)	(2,703,100)
Total: Employment Assistance Programs for Persons with Disabilities	10,274,500	9,332,500	10,121,700
<i>CAPITAL</i>			
4.1.06. CASE MANAGEMENT SYSTEM DEVELOPMENT			
Appropriations provide for a contribution towards the development, acquisition and implementation of an integrated case management system for labour market programs.			
01. Salaries	560,000	748,700	1,399,800
02. Employee Benefits	1,500	-	-
03. Transportation and Communications	6,000	20,300	365,000
04. Supplies	7,000	10,000	-
05. Professional Services	2,734,700	1,475,700	4,796,900
06. Purchased Services	3,500	8,200	-
07. Property, Furnishings and Equipment	180,000	2,000	-
Amount to be Voted	3,492,700	2,264,900	6,561,700
01. Revenue - Federal	-	(4,086,600)	(5,144,000)
Total: Case Management System Development	3,492,700	(1,821,700)	1,417,700
TOTAL: EMPLOYMENT AND LABOUR MARKET DEVELOPMENT	30,758,300	14,755,000	36,107,300
TOTAL: EMPLOYMENT AND LABOUR MARKET DEVELOPMENT	30,758,300	14,755,000	36,107,300

ADVANCED EDUCATION AND SKILLS

YOUTH AND STUDENT SERVICES

	2012-13 Estimates	2011-12 Revised	Budget
	\$	\$	\$
YOUTH AND STUDENT SERVICES			
<i>CURRENT</i>			
5.1.01. YOUTH AND STUDENT SERVICES			
Appropriations provide for the development, support and administration of a number of youth and student programs. These programs provide opportunities for youth to develop career, life and leadership skills that support and assist students to attain and maintain employment. This promotes an attachment to the workforce while reducing student debt levels.			
01. Salaries	381,000	398,200	381,000
02. Employee Benefits	200	200	200
03. Transportation and Communications	23,300	73,300	23,300
04. Supplies	1,000	3,200	1,000
06. Purchased Services	147,700	50,100	147,700
09. Allowances and Assistance	495,000	495,000	495,000
10. Grants and Subsidies	<u>13,250,100</u>	<u>13,275,100</u>	<u>13,325,100</u>
Amount to be Voted	<u>14,298,300</u>	<u>14,295,100</u>	<u>14,373,300</u>
Total: Youth and Student Services	<u>14,298,300</u>	<u>14,295,100</u>	<u>14,373,300</u>
5.1.02. YOUTH RETENTION AND ATTRACTION STRATEGY			
Appropriations provided for the implementation of the Provincial Youth Retention and Attraction Strategy which included funding to support initiatives for youth engagement, employment, career planning and training.			
01. Salaries	-	311,300	290,300
03. Transportation and Communications	-	80,000	80,000
04. Supplies	-	200	-
05. Professional Services	-	1,000,000	1,000,000
06. Purchased Services	-	48,000	48,000
09. Allowances and Assistance	-	232,500	452,500
10. Grants and Subsidies	<u>-</u>	<u>3,504,000</u>	<u>3,711,300</u>
Amount to be Voted	<u>-</u>	<u>5,176,000</u>	<u>5,582,100</u>
Total: Youth Retention and Attraction Strategy	<u>-</u>	<u>5,176,000</u>	<u>5,582,100</u>
TOTAL: YOUTH AND STUDENT SERVICES	<u>14,298,300</u>	<u>19,471,100</u>	<u>19,955,400</u>
TOTAL: YOUTH AND STUDENT SERVICES	<u>14,298,300</u>	<u>19,471,100</u>	<u>19,955,400</u>

ADVANCED EDUCATION AND SKILLS

OFFICE OF IMMIGRATION AND MULTICULTURALISM

	2012-13 Estimates	2011-12 Revised	2011-12 Budget
	\$	\$	\$
OFFICE OF IMMIGRATION AND MULTICULTURALISM			
<i>CURRENT</i>			
6.1.01. OFFICE OF IMMIGRATION AND MULTICULTURALISM			
Appropriations provide for the Office of Immigration and Multiculturalism to implement the Provincial immigration strategy and policy on multiculturalism aimed at enhancing the economic, social and cultural development of the Province.			
01. Salaries	1,048,200	1,018,200	1,048,200
02. Employee Benefits	4,000	2,000	4,000
03. Transportation and Communications	189,500	131,000	212,000
04. Supplies	24,000	24,000	24,000
05. Professional Services	250,000	250,000	250,000
06. Purchased Services	135,000	95,000	135,000
07. Property, Furnishings and Equipment	10,000	11,000	25,000
10. Grants and Subsidies	355,000	705,000	705,000
Amount to be Voted	2,015,700	2,236,200	2,403,200
01. Revenue - Federal	(210,000)	(210,000)	(210,000)
02. Revenue - Provincial	(50,000)	(50,000)	(50,000)
Total: Office of Immigration and Multiculturalism	1,755,700	1,976,200	2,143,200
TOTAL: OFFICE OF IMMIGRATION AND MULTICULTURALISM	1,755,700	1,976,200	2,143,200
TOTAL: OFFICE OF IMMIGRATION AND MULTICULTURALISM	1,755,700	1,976,200	2,143,200

ADVANCED EDUCATION AND SKILLS

ADVANCED STUDIES

	2012-13	2011-12	
	Estimates	Revised	Budget
	\$	\$	\$
POST-SECONDARY EDUCATION			
<i>CURRENT</i>			
7.1.01. APPRENTICESHIP AND TRADES CERTIFICATION			
Appropriations provide for the administration of the provincial apprenticeship system and the development of curriculum for designated trade programs.			
01. Salaries	2,228,500	2,153,100	2,228,500
02. Employee Benefits	1,000	1,000	1,000
03. Transportation and Communications	231,200	175,000	227,900
04. Supplies	30,300	45,000	2,800
05. Professional Services	93,200	93,200	93,200
06. Purchased Services	384,700	280,600	412,200
07. Property, Furnishings and Equipment	1,800	-	-
09. Allowances and Assistance	25,000	25,000	25,000
10. Grants and Subsidies	10,685,300	6,015,000	7,415,000
Amount to be Voted	13,681,000	8,787,900	10,405,600
02. Revenue - Provincial	(95,100)	(95,100)	(95,100)
Total: Apprenticeship and Trades Certification	13,585,900	8,692,800	10,310,500
7.1.02. ADULT LEARNING AND LITERACY			
Appropriations provide for evaluation and research and the development of enhancement policies to increase adult access to and participation in post-secondary learning and adult literacy programming.			
01. Salaries	1,013,100	884,300	1,013,100
02. Employee Benefits	500	2,300	500
03. Transportation and Communications	51,300	32,200	89,200
04. Supplies	11,600	11,600	11,600
05. Professional Services	-	47,000	47,000
06. Purchased Services	39,400	29,700	37,400
07. Property, Furnishings and Equipment	2,000	2,000	2,000
10. Grants and Subsidies	2,429,800	764,800	1,148,800
Amount to be Voted	3,547,700	1,773,900	2,349,600
01. Revenue - Federal	(400,000)	(96,000)	(496,000)
Total: Adult Learning and Literacy	3,147,700	1,677,900	1,853,600

ADVANCED EDUCATION AND SKILLS

ADVANCED STUDIES

	2012-13 Estimates	2011-12 Revised	2011-12 Budget
	\$	\$	\$
POST-SECONDARY EDUCATION (Cont'd)			
<i>CURRENT</i>			
7.1.03. INSTITUTIONAL SERVICES			
Appropriations provide for direct support to Memorial University and College of the North Atlantic and responsibility for the regulation and monitoring of private training institutions. This includes meeting legislated responsibilities identified within applicable Acts.			
01. Salaries	739,800	693,800	739,800
02. Employee Benefits	800	800	800
03. Transportation and Communications	52,700	27,700	57,700
04. Supplies	7,600	7,600	7,600
06. Purchased Services	24,400	24,400	24,400
10. Grants and Subsidies	297,300	-	297,300
Amount to be Voted	1,122,600	754,300	1,127,600
01. Revenue - Federal	(79,500)	-	(79,500)
02. Revenue - Provincial	(8,000)	(5,000)	(15,000)
Total: Institutional Services	1,035,100	749,300	1,033,100
7.1.04. ATLANTIC VETERINARY COLLEGE			
Appropriations provide for the Province's share of the annual operating costs of the College located in Prince Edward Island for which a number of seats are guaranteed for Newfoundland and Labrador students.			
10. Grants and Subsidies	1,238,800	1,238,800	1,238,800
Amount to be Voted	1,238,800	1,238,800	1,238,800
Total: Atlantic Veterinary College	1,238,800	1,238,800	1,238,800
7.1.05. CAREER AWARDS PROGRAM			
Appropriations provide for training activities relating to the offshore, as well as sustainable and renewable energies.			
10. Grants and Subsidies	226,000	170,000	226,000
Amount to be Voted	226,000	170,000	226,000
Total: Career Awards Program	226,000	170,000	226,000
 TOTAL: POST- SECONDARY EDUCATION	19,233,500	12,528,800	14,662,000

ADVANCED EDUCATION AND SKILLS

ADVANCED STUDIES

	2012-13	2011-12	
	Estimates	Revised	Budget
	\$	\$	\$
MEMORIAL UNIVERSITY			
<i>CURRENT</i>			
7.2.01. OPERATIONS			
Appropriations provide for the operation of Memorial University of Newfoundland, including the Marine Institute.			
10. Grants and Subsidies	<u>308,884,300</u>	<u>304,071,800</u>	<u>304,071,800</u>
Amount to be Voted	<u>308,884,300</u>	<u>304,071,800</u>	<u>304,071,800</u>
01. Revenue - Federal	<u>(1,000,000)</u>	<u>(1,000,000)</u>	<u>(1,000,000)</u>
Total: Operations	<u>307,884,300</u>	<u>303,071,800</u>	<u>303,071,800</u>
<i>CAPITAL</i>			
7.2.02. PHYSICAL PLANT AND EQUIPMENT			
Appropriations provide for the Province's contribution to the University for new construction, alteration and renovation projects, as well as furniture and equipment acquisitions and debt servicing expenses.			
10. Grants and Subsidies	<u>73,292,400</u>	<u>52,094,000</u>	<u>64,224,000</u>
11. Debt Expenses	<u>320,000</u>	<u>423,000</u>	<u>423,000</u>
Amount to be Voted	<u>73,612,400</u>	<u>52,517,000</u>	<u>64,647,000</u>
01. Revenue - Federal	<u>-</u>	<u>(1,434,400)</u>	<u>(1,434,400)</u>
Total: Physical Plant and Equipment	<u>73,612,400</u>	<u>51,082,600</u>	<u>63,212,600</u>
TOTAL: MEMORIAL UNIVERSITY	<u>381,496,700</u>	<u>354,154,400</u>	<u>366,284,400</u>

COLLEGE OF THE NORTH ATLANTIC

CURRENT

7.3.01. OPERATIONS

Appropriations provide for the operation of the provincial public college system.

10. Grants and Subsidies	<u>95,729,800</u>	<u>96,145,800</u>	<u>96,145,800</u>
Amount to be Voted	<u>95,729,800</u>	<u>96,145,800</u>	<u>96,145,800</u>
01. Revenue - Federal	<u>(11,412,400)</u>	<u>(11,412,400)</u>	<u>(11,412,400)</u>
Total: Operations	<u>84,317,400</u>	<u>84,733,400</u>	<u>84,733,400</u>

ADVANCED EDUCATION AND SKILLS

ADVANCED STUDIES

	2012-13	2011-12	
	Estimates	Revised	Budget
	\$	\$	\$
COLLEGE OF THE NORTH ATLANTIC (Cont'd)			
<i>CAPITAL</i>			
7.3.02. PHYSICAL PLANT AND EQUIPMENT			
Appropriations provide for capital construction projects and alterations to the College's facilities and the acquisition of furniture and equipment.			
07. Property, Furnishings and Equipment	1,500,000	1,500,000	1,500,000
10. Grants and Subsidies	5,556,200	9,709,500	9,709,500
Amount to be Voted	7,056,200	11,209,500	11,209,500
01. Revenue - Federal	-	(1,612,600)	(1,612,600)
Total: Physical Plant and Equipment	7,056,200	9,596,900	9,596,900
TOTAL: COLLEGE OF THE NORTH ATLANTIC	91,373,600	94,330,300	94,330,300

STUDENT FINANCIAL SERVICES

CURRENT

7.4.01. ADMINISTRATION

Appropriations provide for the administration of the needs-based Canada/Newfoundland and Labrador Student Loans Program which extends financial assistance to post-secondary students.

01. Salaries	1,757,700	1,751,100	1,757,700
03. Transportation and Communications	92,000	85,000	113,500
04. Supplies	15,000	24,800	9,700
05. Professional Services	10,000	7,500	50,000
06. Purchased Services	140,100	143,900	158,000
07. Property, Furnishings and Equipment	10,000	27,400	7,400
10. Grants and Subsidies	-	15,000	300,000
Amount to be Voted	2,024,800	2,054,700	2,396,300
01. Revenue - Federal	(1,017,500)	(1,032,500)	(1,367,500)
Total: Administration	1,007,300	1,022,200	1,028,800

7.4.02. SCHOLARSHIPS

Appropriations provide for the payment of a number of post-secondary education scholarships.

09. Allowances and Assistance	148,800	114,500	148,800
Amount to be Voted	148,800	114,500	148,800
Total: Scholarships	148,800	114,500	148,800

ADVANCED EDUCATION AND SKILLS

ADVANCED STUDIES

	2012-13 Estimates	2011-12	
	\$	Revised	Budget
	\$	\$	\$
STUDENT FINANCIAL SERVICES (Cont'd)			
<i>CURRENT</i>			
7.4.03. NEWFOUNDLAND AND LABRADOR			
STUDENT LOANS PROGRAM			
Appropriations provide for the administration of the Student Loan portfolio by the Student Loan Corporation of Newfoundland and Labrador and includes payments to financial institutions and individuals under various components of the Program.			
10. Grants and Subsidies	<u>35,000,000</u>	30,375,000	30,675,000
Amount to be Voted	<u>35,000,000</u>	30,375,000	30,675,000
02. Revenue - Provincial	<u>(1,400,000)</u>	(1,550,000)	(1,750,000)
Total: Newfoundland and Labrador Student Loans Program	<u>33,600,000</u>	28,825,000	28,925,000
TOTAL: STUDENT FINANCIAL SERVICES	<u>34,756,100</u>	29,961,700	30,102,600
 INDUSTRIAL TRAINING			
<i>CURRENT</i>			
7.5.01. TRAINING PROGRAMS			
Appropriations provide for the cost of in-school training for registered apprentices which is recoverable from the Federal Government.			
06. Purchased Services	<u>5,800,000</u>	5,800,000	5,800,000
Amount to be Voted	<u>5,800,000</u>	5,800,000	5,800,000
01. Revenue - Federal	<u>(5,800,000)</u>	(5,800,000)	(5,800,000)
Total: Training Programs	-	-	-
TOTAL: INDUSTRIAL TRAINING	-	-	-
TOTAL: ADVANCED STUDIES	<u>526,859,900</u>	490,975,200	505,379,300
TOTAL: DEPARTMENT	<u>844,420,800</u>	794,959,600	826,790,600

HON. TERRY FRENCH
Minister
Confederation Building

BILL PARROTT
Deputy Minister
Confederation Building

RACHELLE COCHRANE
Chief Executive Officer (Acting)
Labour Relations Agency

The Department of Environment and Conservation is responsible for the protection and enhancement of the environment, management of the Province's biodiversity, endangered species, wildlife, inland fish, water, climate change and Crown land resources. Its functions include: controlling air, water and soil pollution by developing, and implementing appropriate water resource and land management policies; coordinating environmental impact assessments of proposed development projects; regulating and controlling industrial/domestic waste disposal issues, industrial emissions and discharges, pesticides, hazardous material storage, use, transportation and disposal and management of the clean-up of contaminated sites; regulatory protection of wildlife and inland fish, Provincial parks, ecological and wilderness reserves, natural areas, Canadian Heritage rivers and Crown land; providing map and air photo services to Government; and maintaining the Provincial Crown Lands Registry.

The Labour Relations Agency is responsible for providing programs and services aimed at fostering a positive employment relations climate conducive to economic growth, competitiveness and prosperity. This responsibility is achieved through the provision of policy and planning services and labour relations and labour standards programs, including conciliation and mediation services, preventive mediation, early dispute resolution and investigation, and administration of applicable legislation. The Standing Fish Price Setting Panel was established to facilitate collective bargaining in the fishing industry with a mandate to have fish prices in place before the opening of the fishing season. The Labour Relations Board is an independent quasi-judicial body which mediates and adjudicates a wide range of disputes under nine different statutes.

PROGRAM FUNDING SUMMARY

FISCAL YEAR 2012-13

(Gross Expenditure)

Program	Current	Capital	Total
	\$	\$	\$
Executive and Support Services	11,514,500	2,904,400	14,418,900
Environmental Management and Control	15,805,600	-	15,805,600
Lands	7,496,400	-	7,496,400
Wildlife, Parks and Natural Heritage	14,675,400	-	14,675,400
Labour Relations Agency	3,441,500	-	3,441,500
TOTAL: PROGRAM ESTIMATES	<u>52,933,400</u>	<u>2,904,400</u>	<u>55,837,800</u>

SUMMARY OF EXPENDITURE AND RELATED REVENUE

FISCAL YEAR 2012-13

Gross Expenditure	
Amount Voted	\$55,837,800
Less: Related Revenue	
Current	<u>(8,557,800)</u>
NET EXPENDITURE (Current and Capital)	<u><u>\$47,280,000</u></u>

ENVIRONMENT AND CONSERVATION

EXECUTIVE AND SUPPORT SERVICES

	2012-13 Estimates	2011-12 Revised	Budget
	\$	\$	\$
MINISTER'S OFFICE			
<i>CURRENT</i>			
1.1.01. MINISTER'S OFFICE			
Appropriations provide for the operating costs of the Minister's Office.			
01. Salaries	251,000	234,600	239,800
03. Transportation and Communications	37,200	33,000	42,200
04. Supplies	5,000	4,000	5,000
06. Purchased Services	3,500	2,000	3,500
07. Property, Furnishings and Equipment	-	14,400	-
Amount to be Voted	296,700	288,000	290,500
Total: Minister's Office	296,700	288,000	290,500
TOTAL: MINISTER'S OFFICE	296,700	288,000	290,500

GENERAL ADMINISTRATION

CURRENT

1.2.01. EXECUTIVE SUPPORT

Appropriations provide for the senior planning and direction of the Department, including the establishment and evaluation of policies and objectives.

01. Salaries	1,007,900	974,600	1,007,000
02. Employee Benefits	1,300	600	1,300
03. Transportation and Communications	65,400	68,500	70,100
04. Supplies	9,600	17,200	9,600
06. Purchased Services	17,000	30,000	17,000
07. Property, Furnishings and Equipment	500	4,300	500
Amount to be Voted	1,101,700	1,095,200	1,105,500
Total: Executive Support	1,101,700	1,095,200	1,105,500

ENVIRONMENT AND CONSERVATION

EXECUTIVE AND SUPPORT SERVICES

	2012-13 Estimates	2011-12 Revised	Budget
	\$	\$	\$
GENERAL ADMINISTRATION (Cont'd)			
<i>CURRENT</i>			
1.2.02. ADMINISTRATIVE SUPPORT			
Appropriations provide for the administrative activities of the Department and for an operating grant to the C.A. Pippy Park Commission.			
01. Salaries	114,600	115,700	148,900
02. Employee Benefits	75,000	85,000	75,000
03. Transportation and Communications	144,400	142,300	145,000
04. Supplies	15,000	25,000	15,000
06. Purchased Services	42,800	38,000	57,000
07. Property, Furnishings and Equipment	2,600	5,100	3,000
10. Grants and Subsidies	629,000	622,000	648,000
Amount to be Voted	1,023,400	1,033,100	1,091,900
Total: Administrative Support	1,023,400	1,033,100	1,091,900
 1.2.03. POLICY DEVELOPMENT AND PLANNING			
Appropriations provide for the research and analysis of policy and program issues, and clean air and climate change initiatives, a portion of which will be cost shared with the Federal Government, with relevant funding transferred to departments during the year as required.			
01. Salaries	753,400	670,600	628,100
02. Employee Benefits	5,000	3,500	15,000
03. Transportation and Communications	125,000	45,000	115,000
04. Supplies	42,900	20,000	27,900
05. Professional Services	152,800	300,000	512,200
06. Purchased Services	356,900	85,000	135,700
07. Property, Furnishings and Equipment	2,500	5,600	17,500
10. Grants and Subsidies	3,674,000	3,275,600	6,842,600
Amount to be Voted	5,112,500	4,405,300	8,294,000
01. Revenue - Federal	(283,000)	(259,000)	(486,700)
Total: Policy Development and Planning	4,829,500	4,146,300	7,807,300

ENVIRONMENT AND CONSERVATION

EXECUTIVE AND SUPPORT SERVICES

	2012-13 Estimates	2011-12 Revised	Budget
	\$	\$	\$
GENERAL ADMINISTRATION (Cont'd)			
<i>CURRENT</i>			
1.2.04. SUSTAINABLE DEVELOPMENT AND STRATEGIC SCIENCE			
Appropriations provide for the support and promotion of sustainable development through strategic science, planning, policy research and communications.			
01. Salaries	1,016,700	1,196,000	909,300
02. Employee Benefits	-	4,700	-
03. Transportation and Communications	1,509,000	1,076,200	1,261,500
04. Supplies	234,000	204,500	234,000
05. Professional Services	257,500	326,500	607,500
06. Purchased Services	142,000	301,800	142,000
07. Property, Furnishings and Equipment	-	11,800	-
Amount to be Voted	3,159,200	3,121,500	3,154,300
Total: Sustainable Development and Strategic Science	3,159,200	3,121,500	3,154,300
 1.2.05. INSTITUTE FOR BIODIVERSITY AND ECOSYSTEM SCIENCE			
Appropriations provide for the operation of the Institute for Biodiversity and Ecosystem Science at Sir Wilfred Grenfell College which will assist in biodiversity and ecosystem science research.			
01. Salaries	353,800	322,400	350,900
02. Employee Benefits	-	700	-
03. Transportation and Communications	23,000	45,300	70,000
04. Supplies	25,000	12,000	25,000
06. Purchased Services	62,000	55,000	62,000
07. Property, Furnishings and Equipment	2,700	28,800	3,000
10. Grants and Subsidies	354,500	267,000	340,000
Amount to be Voted	821,000	731,200	850,900
Total: Institute for Biodiversity and Ecosystem Science	821,000	731,200	850,900

ENVIRONMENT AND CONSERVATION

EXECUTIVE AND SUPPORT SERVICES

	2012-13 Estimates	2011-12 Revised	Budget
	\$	\$	\$
GENERAL ADMINISTRATION (Cont'd)			
<i>CAPITAL</i>			
1.2.06. ADMINISTRATIVE SUPPORT			
Appropriations provide for the purchase of tangible capital assets and for a Provincial Parks recapitalization strategy.			
05. Professional Services	-	80,500	-
06. Purchased Services	2,771,400	2,040,900	4,885,000
07. Property, Furnishings and Equipment	133,000	159,800	166,000
Amount to be Voted	2,904,400	2,281,200	5,051,000
01. Revenue - Federal	-	(33,000)	(33,000)
Total: Administrative Support	2,904,400	2,248,200	5,018,000
TOTAL: GENERAL ADMINISTRATION	13,839,200	12,375,500	19,027,900
TOTAL: EXECUTIVE AND SUPPORT SERVICES	14,135,900	12,663,500	19,318,400

ENVIRONMENT AND CONSERVATION

ENVIRONMENTAL MANAGEMENT AND CONTROL

	2012-13 Estimates	2011-12	
	\$	Revised	Budget
	\$	\$	\$
ENVIRONMENTAL MANAGEMENT			
<i>CURRENT</i>			
2.1.01. POLLUTION PREVENTION			
Appropriations provide for the development of plans, programs, standards and activities concerning environmental emergencies, waste management, petroleum storage, industry, pollution prevention, air emissions, environmental science, pesticides and contaminated sites.			
01. Salaries	2,607,300	2,503,600	2,550,400
02. Employee Benefits	20,000	7,000	20,000
03. Transportation and Communications	125,800	100,000	139,800
04. Supplies	51,100	51,100	51,100
05. Professional Services	818,200	990,000	368,200
06. Purchased Services	5,536,800	1,484,200	3,094,000
07. Property, Furnishings and Equipment	8,100	18,400	9,000
Amount to be Voted	9,167,300	5,154,300	6,232,500
01. Revenue - Federal	(30,000)	(27,500)	(27,500)
02. Revenue - Provincial	(273,500)	(150,000)	(273,500)
Total: Pollution Prevention	8,863,800	4,976,800	5,931,500
TOTAL: ENVIRONMENTAL MANAGEMENT	8,863,800	4,976,800	5,931,500

WATER RESOURCES MANAGEMENT

CURRENT

2.2.01. WATER RESOURCES MANAGEMENT

Appropriations provide for the development and implementation of policies and programs governing surface and ground water, drinking water quality and wastewater management, the administration of hydrometric agreements in conjunction with the Federal Government, reporting on the state of water resources and the provision of various water-related investigations, studies and authorizations.

01. Salaries	2,106,300	2,115,000	2,168,600
02. Employee Benefits	2,300	9,900	2,300
03. Transportation and Communications	290,700	293,300	315,200
04. Supplies	94,200	217,500	94,200
05. Professional Services	1,566,600	1,358,100	1,538,400
06. Purchased Services	420,200	550,600	411,000
07. Property, Furnishings and Equipment	20,000	39,700	33,000
Amount to be Voted	4,500,300	4,584,100	4,562,700
02. Revenue - Provincial	(604,800)	(576,600)	(576,600)
Total: Water Resources Management	3,895,500	4,007,500	3,986,100

ENVIRONMENT AND CONSERVATION

ENVIRONMENTAL MANAGEMENT AND CONTROL

	2012-13 Estimates	2011-12	
	\$	Revised	Budget
	\$	\$	\$
WATER RESOURCES MANAGEMENT (Cont'd)			
<i>CURRENT</i>			
2.2.02. WATER QUALITY AGREEMENT			
Appropriations provide for the Water Quality Monitoring Agreement which is delivered jointly with the Federal Government.			
01. Salaries	799,200	768,200	731,100
02. Employee Benefits	600	1,800	600
03. Transportation and Communications	131,400	120,000	104,400
04. Supplies	117,000	120,000	103,000
06. Purchased Services	202,700	70,000	156,700
07. Property, Furnishings and Equipment	4,500	22,000	11,500
Amount to be Voted	1,255,400	1,102,000	1,107,300
01. Revenue - Federal	(121,000)	(88,000)	(88,000)
02. Revenue - Provincial	(788,200)	(641,200)	(641,200)
Total: Water Quality Agreement	346,200	372,800	378,100
TOTAL: WATER RESOURCES MANAGEMENT	4,241,700	4,380,300	4,364,200
 ENVIRONMENTAL ASSESSMENT			
<i>CURRENT</i>			
2.3.01. ENVIRONMENTAL ASSESSMENT			
Appropriations provide for the development and coordination of activities required under the Environmental Protection Act such as the administration of environmental assessments and the analysis of environmental impact statements, and for the planning, implementation and evaluation of environmental monitoring, rehabilitation and surveillance programs.			
01. Salaries	793,400	973,400	1,033,500
02. Employee Benefits	800	800	800
03. Transportation and Communications	57,100	30,000	288,500
04. Supplies	17,700	23,200	17,700
05. Professional Services	-	127,500	690,000
06. Purchased Services	13,600	468,200	313,600
07. Property, Furnishings and Equipment	-	3,100	-
Amount to be Voted	882,600	1,626,200	2,344,100
02. Revenue - Provincial	(220,000)	(1,909,600)	(1,685,000)
Total: Environmental Assessment	662,600	(283,400)	659,100
TOTAL: ENVIRONMENTAL ASSESSMENT	662,600	(283,400)	659,100
TOTAL: ENVIRONMENTAL MANAGEMENT AND CONTROL	13,768,100	9,073,700	10,954,800

ENVIRONMENT AND CONSERVATION

LANDS

	2012-13 Estimates	2011-12 Revised	2011-12 Budget
	\$	\$	\$
LANDS			
<i>CURRENT</i>			
3.1.01. CROWN LAND			
Appropriations provide for the management of records pertaining to Crown Titles, Crown Titles Mapping, Crown Land Registry and the Air Photo and Map Library, as well as the operation of the Regional Lands Offices.			
01. Salaries	4,467,900	3,562,400	3,725,700
02. Employee Benefits	7,400	3,600	7,400
03. Transportation and Communications	177,900	96,700	204,300
04. Supplies	108,500	109,000	108,500
05. Professional Services	50,000	-	50,000
06. Purchased Services	134,000	296,000	114,000
07. Property, Furnishings and Equipment	41,900	6,400	18,900
Amount to be Voted	4,987,600	4,074,100	4,228,800
02. Revenue - Provincial	(150,000)	(60,000)	(150,000)
Total: Crown Land	4,837,600	4,014,100	4,078,800
 3.1.02. LAND MANAGEMENT AND DEVELOPMENT			
Appropriations provide for the development of policies and programs aimed at satisfying existing and future demand for land and the coordination of resource-based land-use planning in the Province. Appropriations also provide for the Land Development Program which is responsible for the planning and development of recreational, residential and commercial Crown lands throughout the Province.			
01. Salaries	706,100	698,600	708,400
02. Employee Benefits	2,500	400	2,500
03. Transportation and Communications	37,000	45,200	29,200
04. Supplies	11,700	32,700	11,700
05. Professional Services	170,000	40,000	170,000
06. Purchased Services	200,200	51,000	211,000
07. Property, Furnishings and Equipment	-	19,000	-
Amount to be Voted	1,127,500	886,900	1,132,800
02. Revenue - Provincial	(5,410,000)	(4,500,000)	(6,784,000)
Total: Land Management and Development	(4,282,500)	(3,613,100)	(5,651,200)

ENVIRONMENT AND CONSERVATION

LANDS

	2012-13 Estimates	2011-12 Revised	Budget
	\$	\$	\$
LANDS (Cont'd)			
<i>CURRENT</i>			
3.1.03. SURVEYING AND MAPPING			
Appropriations provide for a Provincial central service agency responsible for geodetic surveys, topographic base mapping, aerial photography, development of standards in geomatics and digital property mapping, and for the administration of the Newfoundland and Labrador Geographical Names Board.			
01. Salaries	779,500	663,000	777,300
02. Employee Benefits	4,000	2,700	4,000
03. Transportation and Communications	42,300	40,000	46,300
04. Supplies	29,000	22,000	20,000
05. Professional Services	50,000	42,100	50,000
06. Purchased Services	65,000	40,000	65,000
07. Property, Furnishings and Equipment	-	2,000	10,000
10. Grants and Subsidies	4,500	-	4,500
Amount to be Voted	974,300	811,800	977,100
02. Revenue - Provincial	(80,000)	(30,000)	(80,000)
Total: Surveying and Mapping	894,300	781,800	897,100
3.1.04. GEOMATICS AGREEMENTS			
Appropriations provide for the continuance of cost-shared programs which produce maps in digital format. These programs are cost shared with the Federal Government, Municipal governments and/or utilities.			
03. Transportation and Communications	-	-	20,000
05. Professional Services	210,000	70,000	230,000
06. Purchased Services	197,000	-	250,000
Amount to be Voted	407,000	70,000	500,000
01. Revenue - Federal	(77,800)	-	(115,000)
02. Revenue - Provincial	(85,000)	-	(85,000)
Total: Geomatics Agreements	244,200	70,000	300,000
TOTAL: LANDS	1,693,600	1,252,800	(375,300)
TOTAL: LANDS	1,693,600	1,252,800	(375,300)

ENVIRONMENT AND CONSERVATION

WILDLIFE, PARKS AND NATURAL HERITAGE

	2012-13 Estimates	2011-12 Revised	Budget
	\$	\$	\$
PARKS AND NATURAL AREAS			
<i>CURRENT</i>			
4.1.01. PARKS AND NATURAL AREAS			
Appropriations provide for the management, establishment, policy direction and operation of the system of Provincial Parks, Wilderness and Ecological Reserves and T'Railway. Appropriations also provide for certain costs associated with Gros Morne National Park which are cost shared with the Federal Government.			
01. Salaries	3,123,300	3,733,100	3,140,600
02. Employee Benefits	4,700	500	4,700
03. Transportation and Communications	222,100	300,000	243,100
04. Supplies	505,800	512,200	505,800
06. Purchased Services	637,800	625,900	637,800
07. Property, Furnishings and Equipment	4,500	29,300	5,000
10. Grants and Subsidies	194,000	194,000	294,000
Amount to be Voted	4,692,200	5,395,000	4,831,000
01. Revenue - Federal	(2,500)	-	(2,500)
02. Revenue - Provincial	(5,000)	(1,100)	(5,000)
Total: Parks and Natural Areas	4,684,700	5,393,900	4,823,500
 4.1.02. PARK DEVELOPMENT			
Appropriations provide for the upgrading of Provincial Parks.			
01. Salaries	131,800	76,100	136,500
03. Transportation and Communications	13,500	10,000	15,000
04. Supplies	57,300	32,500	57,300
06. Purchased Services	80,000	104,900	80,000
07. Property, Furnishings and Equipment	-	1,300	-
Amount to be Voted	282,600	224,800	288,800
Total: Park Development	282,600	224,800	288,800
TOTAL: PARKS AND NATURAL AREAS	4,967,300	5,618,700	5,112,300

ENVIRONMENT AND CONSERVATION

WILDLIFE, PARKS AND NATURAL HERITAGE

	2012-13 Estimates	2011-12 Revised	Budget
	\$	\$	\$
WILDLIFE			
<i>CURRENT</i>			
4.2.01. ADMINISTRATION, LICENSING AND OPERATIONS			
Appropriations provide for the management, direction, administrative support and operations of the Wildlife Division and includes the execution of various licensing functions.			
01. Salaries	563,200	555,300	548,000
02. Employee Benefits	300	300	300
03. Transportation and Communications	271,000	314,600	189,500
04. Supplies	55,200	83,200	210,200
06. Purchased Services	727,800	667,800	667,800
07. Property, Furnishings and Equipment	-	1,900	-
Amount to be Voted	1,617,500	1,623,100	1,615,800
Total: Administration, Licensing and Operations	1,617,500	1,623,100	1,615,800
 4.2.02. ENDANGERED SPECIES AND BIODIVERSITY			
Appropriations provide for the development and implementation of the endangered species and biodiversity programs including monitoring the status of all wild flora and fauna, managing conservation efforts and recovery programs for species at risk and administering a biodiversity strategy for the Province.			
01. Salaries	347,900	343,200	401,200
02. Employee Benefits	1,900	400	1,900
03. Transportation and Communications	82,500	63,000	128,000
04. Supplies	31,000	53,000	31,000
06. Purchased Services	67,500	72,000	17,000
07. Property, Furnishings and Equipment	1,000	300	15,000
Amount to be Voted	531,800	531,900	594,100
Total: Endangered Species and Biodiversity	531,800	531,900	594,100

ENVIRONMENT AND CONSERVATION

WILDLIFE, PARKS AND NATURAL HERITAGE

	2012-13 Estimates	2011-12 Revised	Budget
	\$	\$	\$
WILDLIFE (Cont'd)			
<i>CURRENT</i>			
4.2.03. STEWARDSHIP AND EDUCATION			
Appropriations provide for the development and implementation of stewardship, information and education, communications, training and public awareness programs in support of wildlife conservation in the Province, including the management and operation of the Salmonier Nature Park, an environmental education and wildlife rehabilitation and research facility.			
01. Salaries	1,138,000	1,133,600	1,089,900
02. Employee Benefits	900	400	900
03. Transportation and Communications	96,400	110,000	153,600
04. Supplies	251,600	263,000	160,000
05. Professional Services	-	3,500	-
06. Purchased Services	223,200	222,700	281,200
07. Property, Furnishings and Equipment	18,000	1,100	20,000
Amount to be Voted	1,728,100	1,734,300	1,705,600
Total: Stewardship and Education	1,728,100	1,734,300	1,705,600
 4.2.04. HABITAT, GAME AND FUR MANAGEMENT			
Appropriations provide for the development and implementation of management policies, strategies and inventory programs for the wildlife resources of the Province and their habitats, including conducting field surveys, establishing hunting seasons, zones and species quotas and identifying critical wildlife areas.			
01. Salaries	1,019,900	970,500	1,032,300
02. Employee Benefits	700	1,300	700
03. Transportation and Communications	960,100	1,316,700	1,099,900
04. Supplies	236,500	533,900	593,500
06. Purchased Services	297,000	217,200	355,000
07. Property, Furnishings and Equipment	20,300	8,300	37,000
Amount to be Voted	2,534,500	3,047,900	3,118,400
02. Revenue - Provincial	-	(35,000)	-
Total: Habitat, Game and Fur Management	2,534,500	3,012,900	3,118,400

ENVIRONMENT AND CONSERVATION

WILDLIFE, PARKS AND NATURAL HERITAGE

	2012-13 Estimates	2011-12 Revised	Budget
	\$	\$	\$
WILDLIFE (Cont'd)			
<i>CURRENT</i>			
4.2.05. RESEARCH			
Appropriations provide for developing, designing and conducting applied wildlife research projects to understand the various factors controlling and influencing wildlife resources and for monitoring the health and trends of various wildlife populations and habitats.			
01. Salaries	1,015,900	1,169,400	1,039,000
02. Employee Benefits	100	1,200	100
03. Transportation and Communications	755,600	860,000	802,500
04. Supplies	325,000	251,600	232,500
06. Purchased Services	598,400	500,000	588,400
07. Property, Furnishings and Equipment	20,000	5,900	125,000
10. Grants and Subsidies	20,000	14,000	-
Amount to be Voted	2,735,000	2,802,100	2,787,500
Total: Research	2,735,000	2,802,100	2,787,500
 4.2.06. COOPERATIVE WILDLIFE PROJECTS			
Appropriations provide for a wide array of cost-shared initiatives related to wildlife species and habitat monitoring and program delivery, in cooperation with a number of partners including conservation organizations, universities and other Provincial and Federal departments and agencies.			
01. Salaries	105,000	125,000	30,000
03. Transportation and Communications	251,100	200,000	301,500
04. Supplies	89,100	92,700	144,700
06. Purchased Services	108,500	193,000	284,900
07. Property, Furnishings and Equipment	-	-	3,000
10. Grants and Subsidies	-	10,000	-
Amount to be Voted	553,700	620,700	764,100
01. Revenue - Federal	(279,000)	(304,800)	(279,000)
Total: Cooperative Wildlife Projects	274,700	315,900	485,100
TOTAL: WILDLIFE	9,421,600	10,020,200	10,306,500
TOTAL: WILDLIFE, PARKS AND NATURAL HERITAGE	14,388,900	15,638,900	15,418,800

ENVIRONMENT AND CONSERVATION

LABOUR RELATIONS AGENCY

	2012-13 Estimates	2011-12 Revised	Budget
	\$	\$	\$
LABOUR RELATIONS			
<i>CURRENT</i>			
5.1.01. EXECUTIVE SUPPORT			
Appropriations provide for the senior strategic and operational planning and direction of the Agency, including the establishment and evaluation of policies and objectives.			
01. Salaries	387,900	315,000	373,900
02. Employee Benefits	500	500	500
03. Transportation and Communications	30,200	13,500	38,500
04. Supplies	5,300	5,300	5,300
06. Purchased Services	5,200	10,200	10,200
Amount to be Voted	429,100	344,500	428,400
Total: Executive Support	429,100	344,500	428,400
 5.1.02. ADMINISTRATION AND PLANNING			
Appropriations provide for the planning, development, review and evaluation of policies, programs and initiatives to support the Agency's mandate, as well as for its operational administration.			
01. Salaries	177,300	205,900	234,900
02. Employee Benefits	5,400	7,200	5,400
03. Transportation and Communications	58,700	32,000	72,800
04. Supplies	12,100	20,000	17,100
05. Professional Services	-	225,000	200,000
06. Purchased Services	312,200	312,200	267,200
07. Property, Furnishings and Equipment	3,500	3,900	3,900
Amount to be Voted	569,200	806,200	801,300
02. Revenue - Provincial	(78,000)	(78,000)	(78,000)
Total: Administration and Planning	491,200	728,200	723,300

ENVIRONMENT AND CONSERVATION

LABOUR RELATIONS AGENCY

	2012-13 Estimates	2011-12 Revised	Budget
	\$	\$	\$
LABOUR RELATIONS (Cont'd)			
<i>CURRENT</i>			
5.1.03. LABOUR RELATIONS AND LABOUR STANDARDS			
Appropriations provide for conciliation, preventive mediation and arbitration services under various collective bargaining statutes, and for the administration of the Labour Standards Act.			
01. Salaries	1,377,600	1,269,100	1,269,100
02. Employee Benefits	500	500	500
03. Transportation and Communications	52,000	57,800	57,800
Amount to be Voted	1,430,100	1,327,400	1,327,400
02. Revenue - Provincial	(70,000)	(70,000)	(70,000)
Total: Labour Relations and Labour Standards	1,360,100	1,257,400	1,257,400

5.1.04. STANDING FISH PRICE SETTING PANEL

Appropriations provide for the Standing Fish Price Setting Panel to support the Province's fishing industry through administering its duties under the Fishing Industry Collective Bargaining Act.

01. Salaries	84,800	81,000	94,700
02. Employee Benefits	-	1,000	-
03. Transportation and Communications	10,300	11,500	11,500
05. Professional Services	120,000	120,000	120,000
06. Purchased Services	13,000	17,000	18,000
07. Property, Furnishings and Equipment	400	500	500
Amount to be Voted	228,500	231,000	244,700
Total: Standing Fish Price Setting Panel	228,500	231,000	244,700

ENVIRONMENT AND CONSERVATION

LABOUR RELATIONS AGENCY

	2012-13 Estimates	2011-12 Revised	Budget
	\$	\$	\$
LABOUR RELATIONS (Cont'd)			
<i>CURRENT</i>			
5.1.05. LABOUR RELATIONS BOARD			
Appropriations provide for the activities of the Labour Relations Board which include dealing with various types of applications including certification of trade unions, imposition of first collective agreements, revocation applications, unfair labour practice complaints registered under Provincial labour legislation and administration of appeals of decisions of the Labour Standards and Occupational Health and Safety Divisions. The Board mediates and adjudicates disputes under nine statutes.			
01. Salaries	577,100	469,400	682,100
02. Employee Benefits	900	4,400	900
03. Transportation and Communications	22,200	31,000	40,800
04. Supplies	4,700	6,600	4,700
05. Professional Services	162,400	265,000	174,400
06. Purchased Services	15,500	11,300	15,500
07. Property, Furnishings and Equipment	1,800	300	2,000
Amount to be Voted	784,600	788,000	920,400
Total: Labour Relations Board	784,600	788,000	920,400
TOTAL: LABOUR RELATIONS	3,293,500	3,349,100	3,574,200
TOTAL: LABOUR RELATIONS AGENCY	3,293,500	3,349,100	3,574,200
TOTAL: DEPARTMENT	47,280,000	41,978,000	48,890,900

HON. DARIN KING
Minister
Petten Building

ALASTAIR O'RIELLY
Deputy Minister
Petten Building

The Department of Fisheries and Aquaculture has a primary mandate to promote the ongoing development of marine fisheries and the aquaculture industry. In support of this mandate, policies and programs relative to culturing, harvesting, processing and marketing are designed to maximize the economic benefits which can be generated by this resource sector. Emphasis is placed on technological innovation, resource management and development, scientific support, quality assurance and value-added processing.

PROGRAM FUNDING SUMMARY
FISCAL YEAR 2012-13
(Gross Expenditure)

Program	Current	Capital	Total
	\$	\$	\$
Executive and Support Services	14,421,500	6,220,000	20,641,500
Fisheries Development	14,805,400	3,600,000	18,405,400
Aquaculture Development	2,293,800	6,500,000	8,793,800
Aquaculture Licensing and Inspection	304,800	-	304,800
Aquatic Animal Health Division	1,881,200	-	1,881,200
TOTAL: PROGRAM ESTIMATES	33,706,700	16,320,000	50,026,700

SUMMARY OF EXPENDITURE AND RELATED REVENUE
FISCAL YEAR 2012-13

Gross Expenditure	
Amount Voted	\$50,026,700
Less: Related Revenue	
Current	<u>(346,500)</u>
NET EXPENDITURE (Current and Capital)	<u><u>\$49,680,200</u></u>

FISHERIES AND AQUACULTURE

EXECUTIVE AND SUPPORT SERVICES

	2012-13 Estimates	2011-12	
	\$	Revised	Budget
	\$	\$	\$
MINISTER'S OFFICE			
<i>CURRENT</i>			
1.1.01. MINISTER'S OFFICE			
Appropriations provide for the operating costs of the Minister's Office.			
01. Salaries	335,600	250,000	335,600
02. Employee Benefits	3,000	1,000	3,000
03. Transportation and Communications	57,400	35,000	58,000
04. Supplies	5,300	3,500	5,300
06. Purchased Services	11,000	5,000	11,000
Amount to be Voted	412,300	294,500	412,900
Total: Minister's Office	412,300	294,500	412,900
TOTAL: MINISTER'S OFFICE	412,300	294,500	412,900
GENERAL ADMINISTRATION			
<i>CURRENT</i>			
1.2.01. EXECUTIVE SUPPORT			
Appropriations provide for the senior planning and direction of the Department, including the establishment and evaluation of policies and objectives.			
01. Salaries	992,600	992,600	992,600
02. Employee Benefits	2,600	2,000	2,600
03. Transportation and Communications	86,800	77,500	115,800
04. Supplies	12,000	16,500	6,400
06. Purchased Services	23,700	25,700	23,700
07. Property, Furnishings and Equipment	5,000	19,400	-
Amount to be Voted	1,122,700	1,133,700	1,141,100
Total: Executive Support	1,122,700	1,133,700	1,141,100
<i>CAPITAL</i>			
1.2.02. ADMINISTRATIVE SUPPORT			
Appropriations provide for the purchase and construction/alteration of tangible capital assets.			
05. Professional Services	-	291,300	-
06. Purchased Services	-	1,388,100	716,300
07. Property, Furnishings and Equipment	6,220,000	715,800	9,595,000
Amount to be Voted	6,220,000	2,395,200	10,311,300
Total: Administrative Support	6,220,000	2,395,200	10,311,300
TOTAL: GENERAL ADMINISTRATION	7,342,700	3,528,900	11,452,400

FISHERIES AND AQUACULTURE

EXECUTIVE AND SUPPORT SERVICES

	2012-13 Estimates	2011-12	
	\$	Revised	Budget
	\$	\$	\$
POLICY AND PLANNING SERVICES			
<i>CURRENT</i>			
1.3.01. PLANNING AND ADMINISTRATION			
Appropriations provide for the administration, planning and development of fisheries policies and programs through financial, economic and social analysis.			
01. Salaries	756,500	822,600	605,500
02. Employee Benefits	1,700	2,200	1,700
03. Transportation and Communications	101,500	70,000	101,500
04. Supplies	24,000	24,000	24,000
05. Professional Services	-	80,000	100,000
06. Purchased Services	145,000	50,000	145,000
07. Property, Furnishings and Equipment	5,800	19,400	6,400
10. Grants and Subsidies	1,000	-	1,000
Amount to be Voted	1,035,500	1,068,200	985,100
02. Revenue - Provincial	(2,000)	(182,800)	(2,000)
Total: Planning and Administration	1,033,500	885,400	983,100
1.3.02. SUSTAINABLE FISHERIES RESOURCES AND OCEANS POLICY			
Appropriations provide for participation in fisheries resource assessment, oceans management processes, and coastal and oceans policy development with Federal Government and international fisheries management and conservation organizations.			
01. Salaries	379,500	386,800	414,100
02. Employee Benefits	6,300	3,300	3,300
03. Transportation and Communications	57,300	65,000	73,300
04. Supplies	9,000	7,000	9,500
06. Purchased Services	15,000	5,000	15,000
07. Property, Furnishings and Equipment	2,300	2,500	2,500
10. Grants and Subsidies	8,648,400	4,250,000	4,100,000
Amount to be Voted	9,117,800	4,719,600	4,617,700
Total: Sustainable Fisheries Resources and Oceans Policy	9,117,800	4,719,600	4,617,700
TOTAL: POLICY AND PLANNING SERVICES	10,151,300	5,605,000	5,600,800

FISHERIES AND AQUACULTURE

EXECUTIVE AND SUPPORT SERVICES

	2012-13 Estimates	2011-12 Revised	Budget
	\$	\$	\$
FISHING INDUSTRY RENEWAL STRATEGY			
<i>CURRENT</i>			
1.4.01. COORDINATION AND SUPPORT SERVICES			
Appropriations provide for the administration and coordination of the Fishing Industry Renewal Strategy which includes programs and services to assist the Newfoundland and Labrador fishing industry become more economically sustainable and competitive.			
01. Salaries	264,800	287,600	264,800
02. Employee Benefits	2,000	1,500	2,000
03. Transportation and Communications	29,000	8,000	30,000
04. Supplies	10,000	4,000	10,000
05. Professional Services	30,000	-	30,000
06. Purchased Services	17,000	4,500	17,000
07. Property, Furnishings and Equipment	5,400	6,000	6,000
10. Grants and Subsidies	2,375,000	258,000	875,000
Amount to be Voted	2,733,200	569,600	1,234,800
Total: Coordination and Support Services	2,733,200	569,600	1,234,800
TOTAL: FISHING INDUSTRY RENEWAL STRATEGY	2,733,200	569,600	1,234,800
TOTAL: EXECUTIVE AND SUPPORT SERVICES	20,639,500	9,998,000	18,700,900

FISHERIES AND AQUACULTURE

FISHERIES DEVELOPMENT

	2012-13	2011-12	
	Estimates	Revised	Budget
	\$	\$	\$
REGIONAL SERVICES			
<i>CURRENT</i>			
2.1.01. ADMINISTRATION AND SUPPORT SERVICES			
Appropriations provide for the operation and administration of the Department's regional structure including the maintenance and repair of all Government-owned fisheries facilities in the Province.			
01. Salaries	2,679,100	2,468,000	2,679,100
02. Employee Benefits	6,900	1,000	6,900
03. Transportation and Communications	378,200	407,700	383,500
04. Supplies	126,700	117,000	140,400
05. Professional Services	10,000	5,000	10,000
06. Purchased Services	261,600	483,200	405,200
07. Property, Furnishings and Equipment	17,800	18,100	16,600
10. Grants and Subsidies	300,000	300,000	300,000
Amount to be Voted	3,780,300	3,800,000	3,941,700
02. Revenue - Provincial	(44,500)	(6,700)	(44,500)
Total: Administration and Support Services	3,735,800	3,793,300	3,897,200
TOTAL: REGIONAL SERVICES	3,735,800	3,793,300	3,897,200

FISHERIES PROGRAMS

CURRENT

2.2.01. SEAFOOD MARKETING AND SUPPORT SERVICES

Appropriations provide for the provision of market intelligence and market development support to the fishing and aquaculture industries, as well as technical and other facility and infrastructure management services.

01. Salaries	633,100	633,100	633,100
02. Employee Benefits	2,200	3,900	2,200
03. Transportation and Communications	127,200	127,200	127,200
04. Supplies	50,000	50,000	50,000
05. Professional Services	122,400	212,400	122,400
06. Purchased Services	451,700	375,000	451,700
07. Property, Furnishings and Equipment	13,300	10,000	15,000
10. Grants and Subsidies	4,118,200	200,000	700,000
Amount to be Voted	5,518,100	1,611,600	2,101,600
Total: Seafood Marketing and Support Services	5,518,100	1,611,600	2,101,600

FISHERIES AND AQUACULTURE

FISHERIES DEVELOPMENT

	2012-13 Estimates	2011-12	
	\$	Revised	Budget
	\$	\$	\$
FISHERIES PROGRAMS (Cont'd)			
<i>CURRENT</i>			
2.2.02. LICENSING AND QUALITY ASSURANCE			
Appropriations provide for the development of policies and regulations related to fish buyers' and processors' licenses, administration of the licensing system and database, and development and implementation of the Quality Assurance Program.			
01. Salaries	331,800	371,400	371,400
02. Employee Benefits	11,500	2,000	11,500
03. Transportation and Communications	70,100	30,000	80,100
04. Supplies	22,000	10,000	22,000
05. Professional Services	163,700	70,000	163,700
06. Purchased Services	75,500	25,500	75,500
07. Property, Furnishings and Equipment	2,000	3,000	2,000
Amount to be Voted	676,600	511,900	726,200
02. Revenue - Provincial	(300,000)	(304,000)	(300,000)
Total: Licensing and Quality Assurance	376,600	207,900	426,200
2.2.03. COMPLIANCE AND ENFORCEMENT			
Appropriations provide for the development and administration of compliance and enforcement programs in support of the Province's fisheries and aquaculture legislation.			
01. Salaries	482,000	430,000	482,000
02. Employee Benefits	5,000	2,000	5,000
03. Transportation and Communications	48,500	45,000	83,500
04. Supplies	56,000	50,000	56,000
06. Purchased Services	45,000	12,000	15,000
07. Property, Furnishings and Equipment	3,600	1,500	4,000
Amount to be Voted	640,100	540,500	645,500
Total: Compliance and Enforcement	640,100	540,500	645,500

FISHERIES AND AQUACULTURE

FISHERIES DEVELOPMENT

	2012-13 Estimates	2011-12 Revised	Budget
	\$	\$	\$
FISHERIES PROGRAMS (Cont'd)			
<i>CURRENT</i>			
2.2.04. FISHERIES INNOVATION AND DEVELOPMENT			
Appropriations provide for the planning, coordination and administration of research and development activities designed to diversify and strengthen the fish harvesting and processing sectors.			
01. Salaries	701,200	600,000	726,600
02. Employee Benefits	-	1,500	-
03. Transportation and Communications	99,600	50,500	138,600
04. Supplies	30,300	13,300	30,300
05. Professional Services	-	10,000	10,000
06. Purchased Services	123,600	60,000	283,600
07. Property, Furnishings and Equipment	22,600	10,000	25,100
10. Grants and Subsidies	3,213,000	2,450,000	3,213,000
Amount to be Voted	4,190,300	3,195,300	4,427,200
Total: Fisheries Innovation and Development	4,190,300	3,195,300	4,427,200
<i>CAPITAL</i>			
2.2.05. SEAL PRODUCT INVENTORY FINANCING			
Appropriations provide for a repayable loan to support the continued operation of seal processors.			
08. Loans, Advances and Investments	3,600,000	-	-
Amount to be Voted	3,600,000	-	-
Total: Seal Product Inventory Financing	3,600,000	-	-
TOTAL: FISHERIES PROGRAMS	14,325,100	5,555,300	7,600,500
TOTAL: FISHERIES DEVELOPMENT	18,060,900	9,348,600	11,497,700

FISHERIES AND AQUACULTURE

AQUACULTURE DEVELOPMENT

	2012-13 Estimates	2011-12	
	\$	Revised	Budget
	\$	\$	\$
AQUACULTURE DEVELOPMENT			
<i>CURRENT</i>			
3.1.01. AQUACULTURE DEVELOPMENT AND MANAGEMENT			
Appropriations provide for the management, research and development of aquaculture in the Province.			
01. Salaries	1,037,100	875,900	1,037,100
02. Employee Benefits	10,000	10,000	10,000
03. Transportation and Communications	123,300	159,300	134,300
04. Supplies	80,000	89,700	80,000
05. Professional Services	232,800	277,000	325,900
06. Purchased Services	301,700	200,400	247,300
07. Property, Furnishings and Equipment	178,900	291,200	210,000
10. Grants and Subsidies	330,000	330,000	1,580,000
Amount to be Voted	2,293,800	2,233,500	3,624,600
02. Revenue - Provincial	-	(200)	-
Total: Aquaculture Development and Management	2,293,800	2,233,300	3,624,600
<i>CAPITAL</i>			
3.1.02. AQUACULTURE CAPITAL EQUITY INVESTMENT			
Appropriations provide for equity investment in aquaculture farms to increase production of commercial aquaculture products in the Province.			
08. Loans, Advances and Investments	6,500,000	8,000,000	8,000,000
Amount to be Voted	6,500,000	8,000,000	8,000,000
Total: Aquaculture Capital Equity Investment	6,500,000	8,000,000	8,000,000
TOTAL: AQUACULTURE DEVELOPMENT	8,793,800	10,233,300	11,624,600
TOTAL: AQUACULTURE DEVELOPMENT	8,793,800	10,233,300	11,624,600

FISHERIES AND AQUACULTURE

AQUACULTURE LICENSING AND INSPECTION

	<u>2012-13</u>	<u>2011-12</u>	
	<u>Estimates</u>	<u>Revised</u>	<u>Budget</u>
	\$	\$	\$
AQUACULTURE LICENSING AND INSPECTION			
<i>CURRENT</i>			
4.1.01. AQUACULTRE LICENSING AND INSPECTION			
Appropriations provide for the licensing and regulation of aquaculture in the Province.			
01. Salaries	240,800	208,800	240,800
02. Employee Benefits	1,000	1,000	1,000
03. Transportation and Communications	9,000	14,000	14,000
04. Supplies	35,000	35,000	35,000
06. Purchased Services	10,000	14,000	10,000
07. Property, Furnishings and Equipment	9,000	10,000	10,000
Amount to be Voted	<u>304,800</u>	<u>282,800</u>	<u>310,800</u>
Total: Aquaculture Licensing and Inspection	<u>304,800</u>	<u>282,800</u>	<u>310,800</u>
TOTAL: AQUACULTURE LICENSING AND INSPECTION	<u>304,800</u>	<u>282,800</u>	<u>310,800</u>
TOTAL: AQUACULTURE LICENSING AND INSPECTION	<u>304,800</u>	<u>282,800</u>	<u>310,800</u>

FISHERIES AND AQUACULTURE

AQUATIC ANIMAL HEALTH DIVISION

	2012-13 <u>Estimates</u>	2011-12 <u>Revised</u>	<u>Budget</u>
	\$	\$	\$
AQUATIC ANIMAL HEALTH DIVISION			
<i>CURRENT</i>			
5.1.01. AQUATIC ANIMAL HEALTH			
Appropriations provide for the management, research, regulation and aquatic animal health veterinary service and diagnostics for aquaculture in the Province.			
01. Salaries	861,000	647,000	861,000
02. Employee Benefits	10,000	10,000	10,000
03. Transportation and Communications	171,000	177,000	177,000
04. Supplies	245,000	140,000	245,000
05. Professional Services	102,000	102,000	102,000
06. Purchased Services	140,000	332,000	140,000
07. Property, Furnishings and Equipment	274,800	357,400	305,400
10. Grants and Subsidies	77,400	100,000	377,400
Amount to be Voted	<u>1,881,200</u>	<u>1,865,400</u>	<u>2,217,800</u>
Total: Aquatic Animal Health	<u>1,881,200</u>	<u>1,865,400</u>	<u>2,217,800</u>
TOTAL: AQUATIC ANIMAL HEALTH DIVISION	<u>1,881,200</u>	<u>1,865,400</u>	<u>2,217,800</u>
TOTAL: AQUATIC ANIMAL HEALTH DIVISION	<u>1,881,200</u>	<u>1,865,400</u>	<u>2,217,800</u>
TOTAL: DEPARTMENT	<u><u>49,680,200</u></u>	<u><u>31,728,100</u></u>	<u><u>44,351,800</u></u>



INNOVATION, BUSINESS AND RURAL DEVELOPMENT

HON. KEITH HUTCHINGS
Minister
Confederation Building

BRENT MEADE
Deputy Minister
Confederation Building

The Department of Innovation, Business and Rural Development is responsible for strengthening and diversifying the economy on a Provincial and regional basis. The Department focuses on the creation of a competitive environment to support private sector investment and employment growth through promoting innovation in industry and business development, research and development, trade and export development, strategic industries development, small business development and community economic development.

PROGRAM FUNDING SUMMARY FISCAL YEAR 2012-13 (Gross Expenditure)

Program	Current	Capital	Total
	\$	\$	\$
Executive and Support Services	5,790,500	20,000	5,810,500
Trade and Investment	8,899,600	15,000,000	23,899,600
Business Development	2,193,100	3,000,000	5,193,100
Innovation and Strategic Industries Development	8,608,500	-	8,608,500
Regional Development	15,111,200	-	15,111,200
Ocean Technology	5,095,800	-	5,095,800
Research and Development Corporation	23,786,700	-	23,786,700
TOTAL: PROGRAM ESTIMATES	69,485,400	18,020,000	87,505,400

SUMMARY OF EXPENDITURE AND RELATED REVENUE FISCAL YEAR 2012-13

Gross Expenditure	
Amount Voted	\$87,505,400
Less: Related Revenue	
Current	<u>(500,000)</u>
NET EXPENDITURE (Current and Capital)	<u>\$87,005,400</u>

INNOVATION, BUSINESS AND RURAL DEVELOPMENT

EXECUTIVE AND SUPPORT SERVICES

	2012-13	2011-12	
	Estimates	Revised	Budget
	\$	\$	\$
MINISTER'S OFFICE			
<i>CURRENT</i>			
1.1.01. MINISTER'S OFFICE			
Appropriations provide for the operating costs of the Minister's Office.			
01. Salaries	311,400	459,900	580,600
02. Employee Benefits	2,000	2,000	4,000
03. Transportation and Communications	60,000	72,400	146,800
04. Supplies	10,000	10,800	15,000
06. Purchased Services	25,600	26,500	37,600
07. Property, Furnishings and Equipment	6,800	7,500	7,500
Amount to be Voted	415,800	579,100	791,500
Total: Minister's Office	415,800	579,100	791,500
TOTAL: MINISTER'S OFFICE	415,800	579,100	791,500

GENERAL ADMINISTRATION

CURRENT

1.2.01. EXECUTIVE SUPPORT

Appropriations provide for the senior planning and direction of the Department including the establishment and evaluation of policies and objectives.

01. Salaries	1,076,400	1,387,200	1,402,700
02. Employee Benefits	7,500	15,700	13,500
03. Transportation and Communications	98,400	131,000	176,400
04. Supplies	8,800	19,200	20,800
05. Professional Services	-	29,700	41,000
06. Purchased Services	6,900	21,600	23,900
07. Property, Furnishings and Equipment	900	8,500	9,100
Amount to be Voted	1,198,900	1,612,900	1,687,400
Total: Executive Support	1,198,900	1,612,900	1,687,400

INNOVATION, BUSINESS AND RURAL DEVELOPMENT

EXECUTIVE AND SUPPORT SERVICES

	2012-13	2011-12	
	Estimates	Revised	Budget
	\$	\$	\$
GENERAL ADMINISTRATION (Cont'd)			
<i>CURRENT</i>			
1.2.02. ADMINISTRATIVE SUPPORT			
Appropriations provide for the general administrative activities and Departmental information management programs, policies, procedures and systems which support legislative and accountability requirements and the Departmental mandate.			
01. Salaries	563,300	478,800	500,800
02. Employee Benefits	12,900	9,000	12,900
03. Transportation and Communications	64,100	78,000	72,100
04. Supplies	28,600	45,000	28,600
05. Professional Services	50,600	47,600	50,600
06. Purchased Services	51,700	58,400	51,700
07. Property, Furnishings and Equipment	9,900	4,500	11,000
Amount to be Voted	781,100	721,300	727,700
Total: Administrative Support	781,100	721,300	727,700
1.2.03. POLICY AND STRATEGIC PLANNING			
Appropriations provide for the research, development, coordination, monitoring and evaluation of strategic policies, programs and initiatives to support the Department's overall mandate.			
01. Salaries	596,500	833,200	931,900
02. Employee Benefits	8,000	9,100	8,000
03. Transportation and Communications	22,400	37,400	28,100
04. Supplies	9,100	9,800	9,100
05. Professional Services	135,000	5,000	70,800
06. Purchased Services	56,100	177,200	183,700
07. Property, Furnishings and Equipment	5,300	2,900	5,900
10. Grants and Subsidies	-	5,000	-
Amount to be Voted	832,400	1,079,600	1,237,500
01. Revenue - Federal	-	(11,900)	-
Total: Policy and Strategic Planning	832,400	1,067,700	1,237,500

INNOVATION, BUSINESS AND RURAL DEVELOPMENT

EXECUTIVE AND SUPPORT SERVICES

	2012-13 Estimates	2011-12	
	\$	Revised	Budget
	\$	\$	\$
GENERAL ADMINISTRATION (Cont'd)			
<i>CURRENT</i>			
1.2.04. STRATEGIC INITIATIVES			
Appropriations provide for the administration and delivery of the Strategic Partnership and the Ireland Business Partnerships initiatives.			
01. Salaries	226,400	330,000	253,800
02. Employee Benefits	5,000	1,000	5,000
03. Transportation and Communications	36,000	26,000	60,000
04. Supplies	7,500	2,000	7,500
05. Professional Services	95,000	36,600	95,000
06. Purchased Services	60,000	25,000	60,000
07. Property, Furnishings and Equipment	-	4,000	-
10. Grants and Subsidies	423,000	300,000	423,000
Amount to be Voted	852,900	724,600	904,300
Total: Strategic Initiatives	852,900	724,600	904,300
1.2.05. STRATEGIC HUMAN RESOURCE MANAGEMENT			
Appropriations provide for the management and control of departmental human resource activities of the Departments of Natural Resources, Fisheries and Aquaculture, Tourism, Culture and Recreation, Innovation, Business and Rural Development, and Environment and Conservation.			
01. Salaries	984,000	909,200	996,600
02. Employee Benefits	2,500	500	2,500
03. Transportation and Communications	33,900	44,800	41,400
04. Supplies	20,000	12,000	20,000
06. Purchased Services	669,000	657,100	663,500
07. Property, Furnishings and Equipment	-	1,900	-
Amount to be Voted	1,709,400	1,625,500	1,724,000
Total: Strategic Human Resource Management	1,709,400	1,625,500	1,724,000
<i>CAPITAL</i>			
1.2.06. ADMINISTRATIVE SUPPORT			
Appropriations provide for the purchase of tangible capital assets.			
07. Property, Furnishings and Equipment	20,000	21,700	20,000
Amount to be Voted	20,000	21,700	20,000
Total: Administrative Support	20,000	21,700	20,000
TOTAL: GENERAL ADMINISTRATION	5,394,700	5,773,700	6,300,900
TOTAL: EXECUTIVE AND SUPPORT SERVICES	5,810,500	6,352,800	7,092,400

INNOVATION, BUSINESS AND RURAL DEVELOPMENT

TRADE AND INVESTMENT

	2012-13 Estimates	2011-12	
	\$	Revised	Budget
	\$	\$	\$
TRADE AND INVESTMENT			
<i>CURRENT</i>			
2.1.01. TRADE AND EXPORT DEVELOPMENT			
Appropriations provide for activities which encourage increased exports of goods and services by local industries and businesses in the national and international marketplace as well as the marketing and promotion activities of the Department. Appropriations also provide for policy advice and consultative services related to national and international trade.			
01. Salaries	1,632,000	1,683,500	1,536,000
02. Employee Benefits	21,200	21,200	21,200
03. Transportation and Communications	217,000	250,000	238,200
04. Supplies	11,200	5,000	11,200
05. Professional Services	403,400	242,000	453,400
06. Purchased Services	396,800	416,000	546,800
07. Property, Furnishings and Equipment	5,500	6,400	6,100
10. Grants and Subsidies	625,300	625,300	425,300
Amount to be Voted	3,312,400	3,249,400	3,238,200
01. Revenue - Federal	(500,000)	(210,000)	(500,000)
Total: Trade and Export Development	2,812,400	3,039,400	2,738,200
2.1.02. INVESTMENT ATTRACTION			
Appropriations provide for the promotion of the competitive advantages of the Province in target markets for the purpose of attracting national and foreign investment to match the strengths of key industries of the Provincial economy. Appropriations also provide for supporting the implementation of the Air Access Strategy and the growth of the Province's Aerospace and Defense industry and Oil and Gas industry by facilitating opportunities to build capacity, enhance competitiveness and expand its export markets.			
01. Salaries	415,100	665,700	925,500
02. Employee Benefits	32,600	8,500	32,600
03. Transportation and Communications	134,300	120,000	130,900
04. Supplies	11,600	4,000	8,600
05. Professional Services	220,000	150,000	220,000
06. Purchased Services	179,700	43,000	50,200
07. Property, Furnishings and Equipment	13,400	700	14,900
10. Grants and Subsidies	3,000,000	2,776,600	10,700,000
Amount to be Voted	4,006,700	3,768,500	12,082,700
Total: Investment Attraction	4,006,700	3,768,500	12,082,700

INNOVATION, BUSINESS AND RURAL DEVELOPMENT

TRADE AND INVESTMENT

	2012-13 <u>Estimates</u>	2011-12	
	<u>\$</u>	<u>Revised</u>	<u>Budget</u>
	\$	\$	\$
TRADE AND INVESTMENT (Cont'd)			
<i>CURRENT</i>			
2.1.03. MARKETING AND ENTERPRISE OUTREACH			
Appropriations provide for the outreach programs and the marketing and promotion activities of the Department.			
01. Salaries	708,000	504,400	542,400
02. Employee Benefits	6,500	1,500	6,500
03. Transportation and Communications	100,000	90,000	136,000
04. Supplies	13,500	4,000	13,500
05. Professional Services	99,200	5,000	99,200
06. Purchased Services	651,500	396,000	651,500
07. Property, Furnishings and Equipment	1,800	4,000	2,000
Amount to be Voted	1,580,500	1,004,900	1,451,100
Total: Marketing and Enterprise Outreach	1,580,500	1,004,900	1,451,100
<i>CAPITAL</i>			
2.1.04. BUSINESS ATTRACTION FUND			
Appropriations provide for large scale strategic investments in business ventures and infrastructure for the purpose of attracting business to the Province.			
08. Loans, Advances and Investments	15,000,000	366,800	25,000,000
Amount to be Voted	15,000,000	366,800	25,000,000
Total: Business Attraction Fund	15,000,000	366,800	25,000,000
TOTAL: TRADE AND INVESTMENT	23,399,600	8,179,600	41,272,000
TOTAL: TRADE AND INVESTMENT	23,399,600	8,179,600	41,272,000

INNOVATION, BUSINESS AND RURAL DEVELOPMENT

BUSINESS DEVELOPMENT

	2012-13	2011-12	
	Estimates	Revised	Budget
	\$	\$	\$
BUSINESS DEVELOPMENT			
<i>CURRENT</i>			
3.1.01. BUSINESS ANALYSIS			
Appropriations provide for the research, development, coordination, administration and monitoring of business and industry financial assistance programs in support of the Department's overall mandate and the assessment and analysis of identified investment opportunities. Appropriations also provide for the assessment and any related activity for Crown Corporations under the Department's mandate.			
01. Salaries	827,800	1,054,300	926,600
02. Employee Benefits	10,100	8,200	10,100
03. Transportation and Communications	62,600	22,400	39,000
04. Supplies	8,000	5,400	8,000
05. Professional Services	85,000	126,100	85,000
06. Purchased Services	9,200	7,200	9,200
07. Property, Furnishings and Equipment	6,300	9,200	7,000
10. Grants and Subsidies	520,000	2,230,900	1,257,000
Amount to be Voted	1,529,000	3,463,700	2,341,900
Total: Business Analysis	1,529,000	3,463,700	2,341,900
3.1.02. INVESTMENT PORTFOLIO MANAGEMENT			
Appropriations provide for the centralized financial administration of the Strategic Enterprise Development Fund.			
01. Salaries	505,400	461,500	504,100
02. Employee Benefits	5,000	1,400	5,000
03. Transportation and Communications	22,100	23,300	23,300
04. Supplies	8,000	8,000	8,000
05. Professional Services	20,000	16,000	20,000
06. Purchased Services	75,000	60,000	50,000
07. Property, Furnishings and Equipment	3,600	4,000	4,000
10. Grants and Subsidies	25,000	4,000	25,000
Amount to be Voted	664,100	578,200	639,400
Total: Investment Portfolio Management	664,100	578,200	639,400

INNOVATION, BUSINESS AND RURAL DEVELOPMENT

BUSINESS DEVELOPMENT

	2012-13	2011-12	
	Estimates	Revised	Budget
	\$	\$	\$
BUSINESS DEVELOPMENT (Cont'd)			
<i>CAPITAL</i>			
3.1.03. STRATEGIC ENTERPRISE DEVELOPMENT			
Appropriations provide for funding through the Business Development Corporation in order to support small and medium sized businesses throughout the Province and for direct financial assistance to business, as required.			
08. Loans, Advances and Investments	2,000,000	200,000	500,000
10. Grants and Subsidies	1,000,000	1,000,000	1,000,000
Amount to be Voted	3,000,000	1,200,000	1,500,000
Total: Strategic Enterprise Development	3,000,000	1,200,000	1,500,000
TOTAL: BUSINESS DEVELOPMENT	5,193,100	5,241,900	4,481,300
TOTAL: BUSINESS DEVELOPMENT	5,193,100	5,241,900	4,481,300

INNOVATION, BUSINESS AND RURAL DEVELOPMENT

INNOVATION AND STRATEGIC INDUSTRIES DEVELOPMENT

	2012-13 Estimates	2011-12	
	\$	Revised	Budget
	\$	\$	\$
INNOVATION, RESEARCH AND TECHNOLOGY			
<i>CURRENT</i>			
4.1.01. INNOVATION, RESEARCH AND TECHNOLOGY			
Appropriations provide for the operational functions related to the research, development and promotion of strategic approaches to innovation in industry and business development, the advancement of knowledge-based industries and the application of technologies within the Province.			
01. Salaries	1,200,900	1,346,800	1,101,400
02. Employee Benefits	8,300	8,300	8,300
03. Transportation and Communications	42,400	90,000	32,900
04. Supplies	4,200	6,400	4,200
05. Professional Services	50,000	330,700	200,500
06. Purchased Services	20,500	1,192,800	5,720,000
07. Property, Furnishings and Equipment	9,000	10,000	10,000
10. Grants and Subsidies	5,766,500	6,750,800	1,766,500
Amount to be Voted	7,101,800	9,735,800	8,843,800
Total: Innovation, Research and Technology	7,101,800	9,735,800	8,843,800
<i>CAPITAL</i>			
4.1.02. COMMERCIALIZATION INITIATIVES			
Appropriations provided for commercialization initiatives to assist companies in developing innovative products or services and capital for the Government Broadband Initiative.			
06. Purchased Services	-	-	2,400,000
08. Loans, Advances and Investments	-	340,100	1,000,000
Amount to be Voted	-	340,100	3,400,000
Total: Commercialization Initiatives	-	340,100	3,400,000
TOTAL: INNOVATION, RESEARCH AND TECHNOLOGY	7,101,800	10,075,900	12,243,800

INNOVATION, BUSINESS AND RURAL DEVELOPMENT

INNOVATION AND STRATEGIC INDUSTRIES DEVELOPMENT

	2012-13 <u>Estimates</u>	2011-12	
	<u>\$</u>	<u>Revised</u>	<u>Budget</u>
	\$	\$	\$
STRATEGIC INDUSTRIES DEVELOPMENT			
<i>CURRENT</i>			
4.2.01 STRATEGIC INDUSTRIES DEVELOPMENT			
Appropriations provide for the research, development, coordination, administration and monitoring of policies, programs, initiatives and projects to support strategic growth and diversification opportunities within the Provincial business community.			
01. Salaries	1,051,000	1,002,000	965,600
02. Employee Benefits	10,000	5,000	10,000
03. Transportation and Communications	125,600	80,000	126,700
04. Supplies	10,000	11,500	10,000
05. Professional Services	60,800	27,000	80,000
06. Purchased Services	113,600	108,100	113,600
07. Property, Furnishings and Equipment	4,500	200	5,000
10. Grants and Subsidies	131,200	112,000	112,000
Amount to be Voted	<u>1,506,700</u>	<u>1,345,800</u>	<u>1,422,900</u>
Total: Strategic Industries Development	<u>1,506,700</u>	<u>1,345,800</u>	<u>1,422,900</u>
TOTAL: STRATEGIC INDUSTRIES DEVELOPMENT	<u>1,506,700</u>	<u>1,345,800</u>	<u>1,422,900</u>
TOTAL: INNOVATION AND STRATEGIC INDUSTRIES DEVELOPMENT	<u>8,608,500</u>	<u>11,421,700</u>	<u>13,666,700</u>

INNOVATION, BUSINESS AND RURAL DEVELOPMENT

REGIONAL DEVELOPMENT

	2012-13	2011-12	
	Estimates	Revised	Budget
	\$	\$	\$
REGIONAL DEVELOPMENT PLANNING			
<i>CURRENT</i>			
5.1.01. REGIONAL ECONOMIC DEVELOPMENT SERVICES			
<p>Appropriations provide for planning and organizational development support for Regional Economic Development Boards and other community economic development organizations, and for coordination of Government support for regional and community economic development activities. Appropriations also provide for operating funding for the Regional Economic Development Boards, community economic development capacity building initiatives, and strategic community and regional initiatives throughout the Province.</p>			
01. Salaries	1,012,800	867,100	897,300
02. Employee Benefits	7,300	13,400	7,300
03. Transportation and Communications	99,000	65,000	82,200
04. Supplies	5,600	5,600	5,600
06. Purchased Services	25,500	15,000	25,500
07. Property, Furnishings and Equipment	-	1,900	-
10. Grants and Subsidies	2,021,000	2,021,000	2,021,000
Amount to be Voted	3,171,200	2,989,000	3,038,900
Total: Regional Economic Development Services	3,171,200	2,989,000	3,038,900
TOTAL: REGIONAL DEVELOPMENT PLANNING	3,171,200	2,989,000	3,038,900

INNOVATION, BUSINESS AND RURAL DEVELOPMENT

REGIONAL DEVELOPMENT

	2012-13	2011-12	
	Estimates	Revised	Budget
	\$	\$	\$
FIELD SERVICES			
<i>CURRENT</i>			
5.2.01. BUSINESS AND ECONOMIC DEVELOPMENT SERVICES			
Appropriations provide for operational functions related to the provision of industry and business information, advisory, counselling and financial services and the provision of community economic development services throughout the Province.			
01. Salaries	4,198,500	4,032,800	4,160,200
02. Employee Benefits	14,300	14,300	14,300
03. Transportation and Communications	321,100	284,000	333,800
04. Supplies	43,500	43,500	43,500
05. Professional Services	12,500	3,000	12,500
06. Purchased Services	718,800	675,200	685,200
07. Property, Furnishings and Equipment	14,900	18,000	25,800
Amount to be Voted	5,323,600	5,070,800	5,275,300
Total: Business and Economic Development Services	5,323,600	5,070,800	5,275,300
TOTAL: FIELD SERVICES	5,323,600	5,070,800	5,275,300

ECONOMIC DEVELOPMENT

CURRENT

5.3.01. COMPREHENSIVE ECONOMIC DEVELOPMENT

Appropriations provide for regional and sectoral economic development and diversification initiatives and projects throughout the Province with emphasis on projects that leverage funding from other sources.

10. Grants and Subsidies	6,050,000	10,794,000	8,794,000
Amount to be Voted	6,050,000	10,794,000	8,794,000
Total: Comprehensive Economic Development	6,050,000	10,794,000	8,794,000
TOTAL: ECONOMIC DEVELOPMENT	6,050,000	10,794,000	8,794,000

INNOVATION, BUSINESS AND RURAL DEVELOPMENT

REGIONAL DEVELOPMENT

	2012-13	2011-12	
	Estimates	Revised	Budget
	\$	\$	\$
CANADA/NEWFOUNDLAND AND LABRADOR BUSINESS SERVICE NETWORK			
<i>CURRENT</i>			
5.4.01. CANADA/NEWFOUNDLAND AND LABRADOR BUSINESS SERVICE NETWORK			
Appropriations provide for the Provincial contribution to the Canada/Newfoundland and Labrador Business Service Network throughout the Province.			
01. Salaries	357,100	332,800	249,700
02. Employee Benefits	15,000	8,000	15,000
03. Transportation and Communications	30,000	45,000	32,200
04. Supplies	100,500	80,000	100,500
06. Purchased Services	40,000	40,000	40,000
07. Property, Furnishings and Equipment	23,800	13,000	26,500
Amount to be Voted	<u>566,400</u>	<u>518,800</u>	<u>463,900</u>
Total: Canada/Newfoundland and Labrador Business Service Network	<u>566,400</u>	<u>518,800</u>	<u>463,900</u>
TOTAL: CANADA/NEWFOUNDLAND AND LABRADOR BUSINESS SERVICE NETWORK	<u>566,400</u>	<u>518,800</u>	<u>463,900</u>
TOTAL: REGIONAL DEVELOPMENT	<u>15,111,200</u>	<u>19,372,600</u>	<u>17,572,100</u>

INNOVATION, BUSINESS AND RURAL DEVELOPMENT

OCEAN TECHNOLOGY

	2012-13 Estimates	2011-12 Revised	Budget
	\$	\$	\$
OCEAN TECHNOLOGY			
<i>CURRENT</i>			
6.1.01. OCEAN TECHNOLOGY INITIATIVES			
Appropriations provide for industry commercialization initiatives arising from implementation of the ocean technology sector strategy.			
01. Salaries	440,400	296,200	259,200
03. Transportation and Communications	29,600	29,600	29,600
04. Supplies	800	800	800
05. Professional Services	300,000	140,000	1,450,000
06. Purchased Services	50,000	-	100,000
10. Grants and Subsidies	4,275,000	3,086,100	3,575,000
Amount to be Voted	5,095,800	3,552,700	5,414,600
Total: Ocean Technology Initiatives	5,095,800	3,552,700	5,414,600
 <i>CAPITAL</i>			
6.1.02. OCEAN TECHNOLOGY INITIATIVES			
Appropriations provided for capital expenditures related to industry commercialization initiatives arising from implementation of the ocean technology sector strategy.			
08. Loans, Advances and Investments	-	721,000	1,000,000
Amount to be Voted	-	721,000	1,000,000
Total: Ocean Technology Initiatives	-	721,000	1,000,000
TOTAL: OCEAN TECHNOLOGY	5,095,800	4,273,700	6,414,600
TOTAL: OCEAN TECHNOLOGY	5,095,800	4,273,700	6,414,600

INNOVATION, BUSINESS AND RURAL DEVELOPMENT

RESEARCH AND DEVELOPMENT CORPORATION

	<u>2012-13</u> <u>Estimates</u>	<u>2011-12</u> <u>Revised</u>	<u>Budget</u>
	\$	\$	\$
RESEARCH AND DEVELOPMENT CORPORATION			
<i>CURRENT</i>			
7.1.01. RESEARCH AND DEVELOPMENT			
Appropriations provide for the Research & Development Corporation to strengthen the focus, quality and relevance of research and development in Newfoundland and Labrador.			
10. Grants and Subsidies	<u>23,786,700</u>	<u>25,220,500</u>	<u>25,220,500</u>
Amount to be Voted	<u>23,786,700</u>	<u>25,220,500</u>	<u>25,220,500</u>
Total: Research and Development	<u>23,786,700</u>	<u>25,220,500</u>	<u>25,220,500</u>
TOTAL: RESEARCH AND DEVELOPMENT CORPORATION	<u>23,786,700</u>	<u>25,220,500</u>	<u>25,220,500</u>
TOTAL: RESEARCH AND DEVELOPMENT CORPORATION	<u>23,786,700</u>	<u>25,220,500</u>	<u>25,220,500</u>
TOTAL: DEPARTMENT	<u>87,005,400</u>	<u>80,062,800</u>	<u>115,719,600</u>



NATURAL RESOURCES

HON. JEROME P. KENNEDY, Q.C.
Minister
Natural Resources Building

DIANA DALTON
Deputy Minister
Natural Resources Building

LEONARD MOORES
Chief Executive Officer
Forestry and Agrifoods Agency
Herald Building

The Department of Natural Resources is responsible for the management and development of the forestry, agrifoods, mines and energy sectors to provide for the continuous economic and social well-being of the citizens of the Province and for the enforcement of laws and regulations pertaining to these sectors.

The Department has four main program areas: Forest Management; Agrifoods Development; Mineral Resource Management; and Energy Resources and Industrial Benefits Management.

PROGRAM FUNDING SUMMARY FISCAL YEAR 2012-13 (Gross Expenditure)

Program	Current	Capital	Total
	\$	\$	\$
Executive and Support Services	4,136,000	4,053,900	8,189,900
Forest Management	38,835,600	4,005,200	42,840,800
Agrifoods Development	24,337,000	2,600,000	26,937,000
Mineral Resource Management	13,174,300	-	13,174,300
Energy Resources and Industrial Benefits Management	23,341,700	664,000,000	687,341,700
TOTAL: PROGRAM ESTIMATES	103,824,600	674,659,100	778,483,700

SUMMARY OF EXPENDITURE AND RELATED REVENUE FISCAL YEAR 2012-13

Gross Expenditure		
Amount Voted		\$778,483,700
Less: Related Revenue		
Current	(11,012,200)	
Capital	(2,119,500)	(13,131,700)
NET EXPENDITURE (Current and Capital)		\$765,352,000

NATURAL RESOURCES

EXECUTIVE AND SUPPORT SERVICES

	2012-13 Estimates	2011-12 Revised	Budget
	\$	\$	\$
MINISTER'S OFFICE			
<i>CURRENT</i>			
1.1.01. MINISTER'S OFFICE			
Appropriations provide for the operating costs of the Minister's Office.			
01. Salaries	301,000	368,200	343,200
02. Employee Benefits	2,000	2,800	1,700
03. Transportation and Communications	77,300	65,000	60,000
04. Supplies	12,000	18,500	3,500
06. Purchased Services	10,500	8,000	36,600
07. Property, Furnishings and Equipment	2,000	2,000	2,000
Amount to be Voted	404,800	464,500	447,000
Total: Minister's Office	404,800	464,500	447,000
TOTAL: MINISTER'S OFFICE	404,800	464,500	447,000

GENERAL ADMINISTRATION

CURRENT

1.2.01. EXECUTIVE SUPPORT

Appropriations provide for the senior planning and direction of the Department, including the establishment and evaluation of policies and objectives.

01. Salaries	2,199,900	2,793,300	2,186,000
02. Employee Benefits	3,700	23,900	3,700
03. Transportation and Communications	300,800	334,600	230,700
04. Supplies	11,800	50,200	11,800
06. Purchased Services	11,700	46,700	11,700
07. Property, Furnishings and Equipment	2,800	20,000	2,800
Amount to be Voted	2,530,700	3,268,700	2,446,700
Total: Executive Support	2,530,700	3,268,700	2,446,700

NATURAL RESOURCES

EXECUTIVE AND SUPPORT SERVICES

	2012-13 Estimates	2011-12 Revised	Budget
	\$	\$	\$
GENERAL ADMINISTRATION (Cont'd)			
<i>CURRENT</i>			
1.2.02. ADMINISTRATIVE SUPPORT			
Appropriations provide for the information management activities of the Department of Natural Resources and the financial and operational activities of the Departments of Natural Resources and Fisheries and Aquaculture.			
01. Salaries	1,039,900	809,600	957,400
02. Employee Benefits	14,300	13,300	13,300
03. Transportation and Communications	30,400	22,500	27,500
04. Supplies	46,900	32,100	41,900
06. Purchased Services	66,200	66,600	52,800
07. Property, Furnishings and Equipment	2,800	7,800	5,800
Amount to be Voted	1,200,500	951,900	1,098,700
02. Revenue - Provincial	(10,000)	(18,200)	(10,000)
Total: Administrative Support	1,190,500	933,700	1,088,700
<i>CAPITAL</i>			
1.2.03. ADMINISTRATIVE SUPPORT			
Appropriations provide for the purchase and construction/alteration of tangible capital assets.			
05. Professional Services	-	240,500	-
06. Purchased Services	-	254,500	-
07. Property, Furnishings and Equipment	4,053,900	1,170,000	2,810,100
Amount to be Voted	4,053,900	1,665,000	2,810,100
01. Revenue - Federal	(2,119,500)	(232,500)	(1,086,100)
Total: Administrative Support	1,934,400	1,432,500	1,724,000
TOTAL: GENERAL ADMINISTRATION	5,655,600	5,634,900	5,259,400
TOTAL: EXECUTIVE AND SUPPORT SERVICES	6,060,400	6,099,400	5,706,400

NATURAL RESOURCES

FOREST MANAGEMENT

	2012-13	2011-12	
	Estimates	Revised	Budget
	\$	\$	\$
FOREST MANAGEMENT			
<i>CURRENT</i>			
2.1.01. ADMINISTRATION AND PROGRAM PLANNING			
Appropriations provide for the planning, coordinating, monitoring and administrative costs associated with the forestry program and forest ecosystem management activities such as strategic planning, forest research development and implementation, technology transfer, industry development, industry assistance, geographic information systems, forest inventories, forest engineering, industry services, ecosystem health and law-enforcement planning and program development.			
01. Salaries	4,920,800	5,080,700	5,039,300
02. Employee Benefits	61,800	231,400	61,800
03. Transportation and Communications	1,397,500	1,046,900	1,213,500
04. Supplies	350,100	288,700	351,600
05. Professional Services	405,000	837,000	380,000
06. Purchased Services	2,062,300	1,600,000	2,355,700
07. Property, Furnishings and Equipment	84,200	214,700	57,200
10. Grants and Subsidies	819,200	1,285,400	745,400
Amount to be Voted	10,100,900	10,584,800	10,204,500
Total: Administration and Program Planning	10,100,900	10,584,800	10,204,500
2.1.02. OPERATIONS AND IMPLEMENTATION			
Appropriations provide for the operation of the regional and district forestry and wildlife offices, the monitoring of all forest industry activities, the collection of data to verify forest management plans, the maintenance of forest resource roads, and forestry and wildlife monitoring.			
01. Salaries	7,914,900	8,568,500	7,899,700
02. Employee Benefits	1,000	4,200	1,000
03. Transportation and Communications	743,100	729,700	773,100
04. Supplies	827,500	1,189,500	827,500
05. Professional Services	5,300	14,000	5,300
06. Purchased Services	447,200	650,200	447,200
07. Property, Furnishings and Equipment	136,600	125,700	136,600
Amount to be Voted	10,075,600	11,281,800	10,090,400
Total: Operations and Implementation	10,075,600	11,281,800	10,090,400

NATURAL RESOURCES

FOREST MANAGEMENT

	2012-13	2011-12	
	Estimates	Revised	Budget
	\$	\$	\$
FOREST MANAGEMENT (Cont'd)			
<i>CURRENT</i>			
2.1.03. SILVICULTURE DEVELOPMENT			
Appropriations provide for the Province's silviculture program which encompasses research and various forest improvement and renewal projects and the production of tree seedlings at forest nurseries for both the Crown and industry.			
01. Salaries	4,131,100	4,067,900	3,736,100
02. Employee Benefits	-	7,000	-
03. Transportation and Communications	186,200	286,200	136,200
04. Supplies	708,000	650,000	189,000
06. Purchased Services	6,039,800	4,500,000	7,836,800
07. Property, Furnishings and Equipment	124,500	790,000	1,500
Amount to be Voted	11,189,600	10,301,100	11,899,600
02. Revenue - Provincial	(1,000)	(23,000)	(1,000)
Total: Silviculture Development	11,188,600	10,278,100	11,898,600

CAPITAL

2.1.04. RESOURCE ROADS CONSTRUCTION			
Appropriations provide for the construction of forest resource roads on Crown land for use by commercial and domestic operators for sawlogs, pulp wood and fuel wood production.			
01. Salaries	125,700	239,000	125,700
03. Transportation and Communications	5,000	25,000	5,000
04. Supplies	5,000	255,000	5,000
06. Purchased Services	3,855,900	5,195,000	5,755,900
07. Property, Furnishings and Equipment	1,000	2,000	1,000
10. Grants and Subsidies	12,600	12,600	12,600
Amount to be Voted	4,005,200	5,728,600	5,905,200
Total: Resource Roads Construction	4,005,200	5,728,600	5,905,200

NATURAL RESOURCES

FOREST MANAGEMENT

	2012-13 Estimates	2011-12 Revised	Budget
	\$	\$	\$
FOREST MANAGEMENT (Cont'd)			
<i>CAPITAL</i>			
2.1.05. FOREST INDUSTRY DIVERSIFICATION			
Appropriations provided for loans and other investments for infrastructure and other supports in order to enable the forest sector to modernize facilities, diversify products, access new markets and undertake other related activities.			
08. Loans, Advances and Investments	-	2,118,000	4,318,000
Amount to be Voted	-	2,118,000	4,318,000
Total: Forest Industry Diversification	-	2,118,000	4,318,000
TOTAL: FOREST MANAGEMENT	35,370,300	39,991,300	42,416,700

FOREST PROTECTION

CURRENT

2.2.01. INSECT CONTROL

Appropriations provide for the Province's insect and disease surveys as well as control programs.

01. Salaries	863,400	500,000	863,400
02. Employee Benefits	6,500	-	6,500
03. Transportation and Communications	1,282,600	850,000	1,312,600
04. Supplies	709,600	300,000	1,065,100
05. Professional Services	50,000	60,000	200,000
06. Purchased Services	150,800	175,800	150,800
07. Property, Furnishings and Equipment	59,000	69,000	69,000
10. Grants and Subsidies	6,000	6,000	6,000
Amount to be Voted	3,127,900	1,960,800	3,673,400
Total: Insect Control	3,127,900	1,960,800	3,673,400

NATURAL RESOURCES

FOREST MANAGEMENT

	2012-13 Estimates	2011-12	
	\$	Revised	Budget
	\$	\$	\$
FOREST PROTECTION (Cont'd)			
<i>CURRENT</i>			
2.2.02. FIRE SUPPRESSION AND COMMUNICATIONS			
Appropriations provide for prevention, detection and suppression of forest fires in the Province.			
01. Salaries	2,493,900	2,266,700	2,493,900
02. Employee Benefits	40,000	300	40,000
03. Transportation and Communications	1,236,600	779,800	1,236,600
04. Supplies	415,600	388,400	415,600
05. Professional Services	-	600	-
06. Purchased Services	88,200	159,400	88,200
07. Property, Furnishings and Equipment	36,900	113,900	36,900
10. Grants and Subsidies	30,400	30,400	30,400
Amount to be Voted	4,341,600	3,739,500	4,341,600
02. Revenue - Provincial	-	(900)	-
Total: Fire Suppression and Communications	4,341,600	3,738,600	4,341,600
TOTAL: FOREST PROTECTION	7,469,500	5,699,400	8,015,000
TOTAL: FOREST MANAGEMENT	42,839,800	45,690,700	50,431,700

NATURAL RESOURCES

AGRIFOODS DEVELOPMENT

	2012-13 Estimates	2011-12	
	\$	Revised	Budget
	\$	\$	\$
LAND RESOURCE STEWARDSHIP			
<i>CURRENT</i>			
3.1.01. LAND RESOURCE STEWARDSHIP - ADMINISTRATION			
Appropriations provide for administrative and supervisory support to the Department's soil and land management programs.			
01. Salaries	1,840,000	1,649,000	1,840,000
02. Employee Benefits	9,000	1,000	9,000
03. Transportation and Communications	108,300	148,200	123,200
04. Supplies	96,800	100,800	96,800
05. Professional Services	10,300	300	10,300
06. Purchased Services	71,000	71,000	71,000
07. Property, Furnishings and Equipment	36,400	30,000	50,100
Amount to be Voted	2,171,800	2,000,300	2,200,400
02. Revenue - Provincial	(33,000)	(7,000)	(33,000)
Total: Land Resource Stewardship-Administration	2,138,800	1,993,300	2,167,400
3.1.02. LIMESTONE SALES			
Appropriations provide for the subsidization and supply of agricultural limestone.			
04. Supplies	441,800	496,800	441,800
Amount to be Voted	441,800	496,800	441,800
02. Revenue - Provincial	(140,000)	(188,100)	(140,000)
Total: Limestone Sales	301,800	308,700	301,800
<i>CAPITAL</i>			
3.1.03. LAND DEVELOPMENT			
Appropriations provide for the construction of agricultural roads and for the acquisition of farmland which is then sold as Crown land leases to farmers under the Agricultural Land Consolidation Program.			
05. Professional Services	150,000	150,000	150,000
06. Purchased Services	500,000	500,000	600,000
07. Property, Furnishings and Equipment	1,950,000	1,950,000	1,950,000
10. Grants and Subsidies	-	50,000	-
Amount to be Voted	2,600,000	2,650,000	2,700,000
Total: Land Development	2,600,000	2,650,000	2,700,000
TOTAL: LAND RESOURCE STEWARDSHIP	5,040,600	4,952,000	5,169,200

NATURAL RESOURCES

AGRIFOODS DEVELOPMENT

	2012-13 Estimates	2011-12 Revised	Budget
	\$	\$	\$
PRODUCTION AND MARKET DEVELOPMENT			
<i>CURRENT</i>			
3.2.01. PRODUCTION AND MARKET DEVELOPMENT - ADMINISTRATION			
Appropriations provide for direction and administration of the production and marketing activities of the Agrifoods Branch.			
01. Salaries	1,294,700	1,310,400	1,294,700
02. Employee Benefits	6,700	7,700	6,700
03. Transportation and Communications	136,000	181,000	181,000
04. Supplies	114,800	114,800	114,800
05. Professional Services	40,000	20,000	40,000
06. Purchased Services	279,000	320,000	279,000
07. Property, Furnishings and Equipment	63,200	76,900	76,900
10. Grants and Subsidies	1,443,100	753,500	1,753,500
Amount to be Voted	3,377,500	2,784,300	3,746,600
02. Revenue - Provincial	(454,700)	(50,000)	(454,700)
Total: Production and Market Development - Administration	2,922,800	2,734,300	3,291,900
 3.2.02. MARKETING BOARD			
Appropriations provide for the operation of the Farm Industry Review Board which monitors the activities of the producer marketing boards as well as farm practices.			
01. Salaries	86,700	79,400	86,700
02. Employee Benefits	300	300	300
03. Transportation and Communications	17,800	17,800	17,800
04. Supplies	2,200	2,200	2,200
05. Professional Services	70,000	15,500	70,000
Amount to be Voted	177,000	115,200	177,000
Total: Marketing Board	177,000	115,200	177,000
TOTAL: PRODUCTION AND MARKET DEVELOPMENT	3,099,800	2,849,500	3,468,900

NATURAL RESOURCES

AGRIFOODS DEVELOPMENT

	2012-13	2011-12	
	Estimates	Revised	Budget
	\$	\$	\$
AGRICULTURAL BUSINESS DEVELOPMENT			
<i>CURRENT</i>			
3.3.01. AGRICULTURAL BUSINESS DEVELOPMENT - ADMINISTRATION			
Appropriations provide for financial and farm management information, advisory and support services for the development of the farming industry in the Province.			
01. Salaries	1,538,700	1,259,600	1,538,700
02. Employee Benefits	3,500	3,500	3,500
03. Transportation and Communications	131,900	146,500	146,500
04. Supplies	66,700	85,200	66,700
05. Professional Services	18,000	80,000	168,000
06. Purchased Services	57,700	57,700	57,700
07. Property, Furnishings and Equipment	10,000	11,800	10,000
09. Allowances and Assistance	20,000	20,000	20,000
10. Grants and Subsidies	140,000	140,000	140,000
Amount to be Voted	1,986,500	1,804,300	2,151,100
Total: Agricultural Business Development - Administration	1,986,500	1,804,300	2,151,100
3.3.02. AGRINSURANCE AND LIVESTOCK INSURANCE			
Appropriations provide for the operation of the Newfoundland and Labrador Crop Insurance Agency which is cost shared with the Federal Government under the Canada/Newfoundland and Labrador Production Insurance Agreement of the Growing Forward Framework.			
01. Salaries	240,400	145,000	240,400
02. Employee Benefits	4,000	1,100	4,000
03. Transportation and Communications	32,600	25,000	38,000
04. Supplies	13,400	18,700	13,400
05. Professional Services	10,000	6,000	10,000
06. Purchased Services	10,000	8,000	10,000
07. Property, Furnishings and Equipment	4,000	16,000	4,000
10. Grants and Subsidies	100,000	58,800	100,000
Amount to be Voted	414,400	278,600	419,800
01. Revenue - Federal	(202,800)	(105,000)	(202,800)
Total: Agrilnsurance and Livestock Insurance	211,600	173,600	217,000

NATURAL RESOURCES

AGRIFOODS DEVELOPMENT

	2012-13	2011-12	
	Estimates	Revised	Budget
	\$	\$	\$
AGRICULTURAL BUSINESS DEVELOPMENT (Cont'd)			
<i>CURRENT</i>			
3.3.03. AGRICULTURE INITIATIVES			
Appropriations provide for Provincial initiatives to ensure continued sustainability and environmentally sound development of the agrifoods industry.			
10. Grants and Subsidies	2,250,000	2,250,000	2,250,000
Amount to be Voted	2,250,000	2,250,000	2,250,000
Total: Agriculture Initiatives	2,250,000	2,250,000	2,250,000
3.3.04. AGRICULTURE AND AGRIFOODS DEVELOPMENT FUND			
Appropriations provide for incentives to stimulate and attract large scale investments in agriculture and agrifoods projects, particularly in the secondary processing/value-added sectors of the industry.			
10. Grants and Subsidies	3,065,000	3,276,000	3,276,000
Amount to be Voted	3,065,000	3,276,000	3,276,000
Total: Agriculture and Agrifoods Development Fund	3,065,000	3,276,000	3,276,000
3.3.05. GROWING FORWARD FRAMEWORK			
Appropriations provide for a Federal-Provincial initiative to enhance the long-term stability of the Provincial agriculture industry through the five elements of the Growing Forward Framework: business risk management; food safety and quality; renewal; environment; and science and innovation.			
01. Salaries	607,800	605,000	607,800
02. Employee Benefits	1,500	6,000	1,500
03. Transportation and Communications	50,000	43,300	60,000
04. Supplies	50,000	48,000	50,000
05. Professional Services	20,000	20,000	20,000
06. Purchased Services	35,000	51,000	35,000
07. Property, Furnishings and Equipment	40,000	10,000	40,000
10. Grants and Subsidies	4,945,300	6,525,800	6,525,800
Amount to be Voted	5,749,600	7,309,100	7,340,100
01. Revenue - Federal	(3,268,300)	(4,216,600)	(4,216,600)
02. Revenue - Provincial	(10,000)	(10,000)	(10,000)
Total: Growing Forward Framework	2,471,300	3,082,500	3,113,500
TOTAL: AGRICULTURAL BUSINESS DEVELOPMENT	9,984,400	10,586,400	11,007,600

NATURAL RESOURCES

AGRIFOODS DEVELOPMENT

	2012-13	2011-12	
	Estimates	Revised	Budget
	\$	\$	\$
ANIMAL HEALTH			
<i>CURRENT</i>			
3.4.01. ADMINISTRATION AND SUPPORT SERVICES			
Appropriations provide for the overall program and policy direction of the animal health, food safety and related regulatory and support services provided by the Department.			
01. Salaries	2,093,700	2,079,500	2,093,700
02. Employee Benefits	10,500	10,500	10,500
03. Transportation and Communications	127,900	132,900	130,400
04. Supplies	509,600	650,000	509,600
05. Professional Services	159,000	93,000	159,000
06. Purchased Services	93,900	125,000	93,900
07. Property, Furnishings and Equipment	12,000	13,000	12,000
10. Grants and Subsidies	112,500	112,500	110,000
Amount to be Voted	<u>3,119,100</u>	<u>3,216,400</u>	<u>3,119,100</u>
02. Revenue - Provincial	<u>(530,000)</u>	<u>(530,000)</u>	<u>(530,000)</u>
Total: Administration and Support Services	<u>2,589,100</u>	<u>2,686,400</u>	<u>2,589,100</u>
TOTAL: ANIMAL HEALTH	<u>2,589,100</u>	<u>2,686,400</u>	<u>2,589,100</u>

NATURAL RESOURCES

AGRIFOODS DEVELOPMENT

	2012-13	2011-12	
	Estimates	Revised	Budget
	\$	\$	\$
AGRIFOODS RESEARCH AND DEVELOPMENT			
<i>CURRENT</i>			
3.5.01. RESEARCH AND DEVELOPMENT			
Appropriations provide for a Federal-Provincial initiative for the research, development, coordination, administration and monitoring of programs, initiatives and projects focused on the development of new or improved crops, livestock and best management practices to support the growth and diversification of the Agriculture sector.			
01. Salaries	550,000	342,000	368,600
02. Employee Benefits	-	600	-
03. Transportation and Communications	75,000	75,000	75,000
04. Supplies	250,000	200,000	140,000
05. Professional Services	150,000	350,000	1,654,200
06. Purchased Services	56,500	260,000	260,000
07. Property, Furnishings and Equipment	52,800	500,000	30,000
10. Grants and Subsidies	450,000	317,400	-
Amount to be Voted	1,584,300	2,045,000	2,527,800
01. Revenue - Federal	(556,500)	(985,000)	(1,500,000)
Total: Research and Development	1,027,800	1,060,000	1,027,800
TOTAL: AGRIFOODS RESEARCH AND DEVELOPMENT	1,027,800	1,060,000	1,027,800
TOTAL: AGRIFOODS DEVELOPMENT	21,741,700	22,134,300	23,262,600

NATURAL RESOURCES

MINERAL RESOURCE MANAGEMENT

	2012-13 Estimates	2011-12	
	\$	Revised	Budget
	\$	\$	\$
MINERAL RESOURCE MANAGEMENT			
<i>CURRENT</i>			
4.1.01. GEOLOGICAL SURVEY			
Appropriations provide for a geological mapping and surveying program which provides geological maps, reports, mineral analysis and other information on all areas of the Province and promotion of the Province's mineral potential to the mining and investment community.			
01. Salaries	4,307,000	4,099,800	4,222,000
02. Employee Benefits	63,000	63,500	44,000
03. Transportation and Communications	763,800	602,300	796,700
04. Supplies	327,200	286,000	252,300
05. Professional Services	53,000	33,000	130,000
06. Purchased Services	486,100	380,000	364,500
07. Property, Furnishings and Equipment	53,100	275,000	315,000
10. Grants and Subsidies	13,000	8,500	5,500
Amount to be Voted	6,066,200	5,748,100	6,130,000
02. Revenue - Provincial	(4,000)	-	(4,000)
Total: Geological Survey	6,062,200	5,748,100	6,126,000
4.1.02. MINERAL LANDS			
Appropriations provide for administration of the mineral land tenure system, monitoring and regulation of mineral exploration activity, regulation and management of the exploration and extraction of quarry materials, collection of diamond drill core and operation of the core storage program, liaising interdepartmentally on land-use and providing information and professional support on such matters to Government and external clients.			
01. Salaries	1,100,500	1,257,000	1,113,800
02. Employee Benefits	2,900	3,900	2,900
03. Transportation and Communications	175,900	240,000	158,300
04. Supplies	51,900	65,000	81,900
05. Professional Services	7,000	3,000	7,000
06. Purchased Services	96,400	85,600	100,600
07. Property, Furnishings and Equipment	3,200	10,000	400
Amount to be Voted	1,437,800	1,664,500	1,464,900
02. Revenue - Provincial	(5,000)	-	(5,000)
Total: Mineral Lands	1,432,800	1,664,500	1,459,900

NATURAL RESOURCES

MINERAL RESOURCE MANAGEMENT

	2012-13 Estimates	2011-12 Revised	Budget
	\$	\$	\$
MINERAL RESOURCE MANAGEMENT			
(Cont'd)			
<i>CURRENT</i>			
4.1.03. MINERAL DEVELOPMENT			
Appropriations provide for technical monitoring and analysis of the mining industry, development and implementation of mineral policy, evaluations of potential mining properties, development and enforcement of the Mining Act and management of incentive programs for exploration and development.			
01. Salaries	1,317,600	1,339,300	1,304,300
02. Employee Benefits	8,600	23,900	8,600
03. Transportation and Communications	150,700	156,300	143,700
04. Supplies	25,900	26,400	27,900
05. Professional Services	899,000	580,000	1,070,000
06. Purchased Services	702,600	445,000	102,600
07. Property, Furnishings and Equipment	2,900	5,400	9,200
10. Grants and Subsidies	2,563,000	2,903,000	2,903,000
Amount to be Voted	5,670,300	5,479,300	5,569,300
02. Revenue - Provincial	-	(10,900)	-
Total: Mineral Development	5,670,300	5,468,400	5,569,300
TOTAL: MINERAL RESOURCE MANAGEMENT	13,165,300	12,881,000	13,155,200
TOTAL: MINERAL RESOURCE MANAGEMENT	13,165,300	12,881,000	13,155,200

NATURAL RESOURCES

ENERGY RESOURCES AND INDUSTRIAL BENEFITS MANAGEMENT

	2012-13 Estimates	2011-12 Revised	Budget
	\$	\$	\$

CURRENT

5.1.01. ENERGY POLICY

Appropriations provide for the development, coordination, implementation, and evaluation of energy policy and strategic planning, the development and implementation of policy and procedures for the governance of the Provincial electricity industry, and the management of the onshore and offshore oil and gas sector through legislation and regulatory development and compliance.

01. Salaries	1,296,000	1,457,300	1,450,600
02. Employee Benefits	36,700	13,500	37,700
03. Transportation and Communications	141,700	90,000	165,400
04. Supplies	24,300	14,600	29,300
05. Professional Services	248,500	75,000	248,500
06. Purchased Services	133,200	37,000	146,600
07. Property, Furnishings and Equipment	10,500	8,000	14,800
10. Grants and Subsidies	2,760,700	44,788,700	2,613,700
Amount to be Voted	4,651,600	46,484,100	4,706,600
Total: Energy Policy	4,651,600	46,484,100	4,706,600

5.1.02. PETROLEUM DEVELOPMENT

Appropriations provide for the collaborative development and implementation of policy in support of petroleum development, the provision of geological, geophysical, and engineering services, and the identification, promotion, and management of Provincial petroleum resources.

01. Salaries	1,111,000	1,050,300	1,098,600
02. Employee Benefits	23,600	29,700	23,600
03. Transportation and Communications	106,700	80,500	121,400
04. Supplies	27,600	22,600	27,600
05. Professional Services	175,700	175,000	175,700
06. Purchased Services	62,000	102,500	62,000
07. Property, Furnishings and Equipment	5,900	8,600	8,600
10. Grants and Subsidies	5,000	5,000	5,000
Amount to be Voted	1,517,500	1,474,200	1,522,500
Total: Petroleum Development	1,517,500	1,474,200	1,522,500

NATURAL RESOURCES

ENERGY RESOURCES AND INDUSTRIAL BENEFITS MANAGEMENT

	2012-13	2011-12	
	Estimates	Revised	Budget
	\$	\$	\$
ENERGY RESOURCES AND INDUSTRIAL BENEFITS MANAGEMENT (Cont'd)			
<i>CURRENT</i>			
5.1.03. CANADA/NEWFOUNDLAND AND LABRADOR OFFSHORE PETROLEUM BOARD			
Appropriations provide for the Provincial share of the operating and capital costs of the Canada/Newfoundland and Labrador Offshore Petroleum Board, a portion of which is recovered from industry.			
10. Grants and Subsidies	7,635,800	7,956,000	7,756,000
Amount to be Voted	7,635,800	7,956,000	7,756,000
02. Revenue - Provincial	(5,726,900)	(5,967,000)	(5,817,000)
Total: Canada/Newfoundland and Labrador Offshore Petroleum Board	1,908,900	1,989,000	1,939,000

5.1.04. ROYALTIES AND BENEFITS

Appropriations provide for the administration of petroleum projects agreements and legislation, the development and analysis of royalty systems and project economics, the provision of policy advice and recommendations with respect to energy economic and market activity, the performance of audits of petroleum companies, the negotiation, assessment, implementation, and monitoring of industrial and employment benefits from major resource projects, and the promotion of the Province's supply and service capabilities and its research and development capabilities to national and international markets.

01. Salaries	2,283,500	1,917,700	2,123,700
02. Employee Benefits	28,400	28,000	26,400
03. Transportation and Communications	145,900	122,600	202,600
04. Supplies	27,500	36,300	25,000
05. Professional Services	806,200	630,000	983,000
06. Purchased Services	484,600	455,200	440,200
07. Property, Furnishings and Equipment	7,200	4,000	7,200
10. Grants and Subsidies	25,000	-	25,000
Amount to be Voted	3,808,300	3,193,800	3,833,100
02. Revenue - Provincial	(70,000)	(62,400)	(70,000)
Total: Royalties and Benefits	3,738,300	3,131,400	3,763,100

NATURAL RESOURCES

ENERGY RESOURCES AND INDUSTRIAL BENEFITS MANAGEMENT

	2012-13 Estimates	2011-12 Revised	Budget
	\$	\$	\$
ENERGY RESOURCES AND INDUSTRIAL BENEFITS MANAGEMENT (Cont'd)			
<i>CURRENT</i>			
5.1.05. ENERGY INITIATIVES			
Appropriations provide for the implementation of initiatives related to the Provincial Energy Plan including energy efficiency, conservation and innovation initiatives.			
01. Salaries	-	87,900	87,900
02. Employee Benefits	-	4,300	-
03. Transportation and Communications	-	25,000	85,000
04. Supplies	-	1,000	-
05. Professional Services	500,000	1,055,000	1,055,000
06. Purchased Services	-	233,000	233,000
07. Property, Furnishings and Equipment	-	2,500	-
10. Grants and Subsidies	5,228,500	9,757,000	11,957,000
Amount to be Voted	5,728,500	11,165,700	13,417,900
Total: Energy Initiatives	5,728,500	11,165,700	13,417,900
<i>CAPITAL</i>			
5.1.06. ENERGY INITIATIVES			
Appropriations provide for an investment in Nalcor Energy, and/or its subsidiaries, in order to facilitate its participation in oil and gas activities and other energy projects.			
08. Loans, Advances and Investments	664,000,000	-	348,000,000
Amount to be Voted	664,000,000	-	348,000,000
Total: Energy Initiatives	664,000,000	-	348,000,000
TOTAL: ENERGY RESOURCES AND INDUSTRIAL BENEFITS MANAGEMENT	681,544,800	64,244,400	373,349,100
TOTAL: ENERGY RESOURCES AND INDUSTRIAL BENEFITS MANAGEMENT	681,544,800	64,244,400	373,349,100
TOTAL: DEPARTMENT	765,352,000	151,049,800	465,905,000

HON. DERRICK DALLEY
Minister
Confederation Building

JUDITH HEARN
Deputy Minister
Confederation Building

The mandate of the Department of Tourism, Culture and Recreation is to support economic growth and employment in the tourism industry, cultivate contemporary arts, preserve the Province's cultural heritage, as well as promote recreation and sport and the benefits of active living for the well-being of the people of the Province. This mandate is fulfilled through: the operation and establishment of historic sites, visitor information centres, arts and culture centres and recreation facilities; the regulatory protection of archaeological sites, artifacts and historic documents; supporting the arts and heritage sectors through programs and services; supporting strategic product development in the tourism sector and marketing Newfoundland and Labrador as a destination to tourist markets; supporting the tourism sector through research, opportunity identification and strategy development; and providing opportunities for participation in recreation and sport through various programs.

Most of these activities require close cooperation with other Provincial and Federal Departments and Agencies, the private sector and all types of volunteer, development, recreation and arts and heritage groups.

PROGRAM FUNDING SUMMARY

FISCAL YEAR 2012-13

(Gross Expenditure)

Program	Current	Capital	Total
	\$	\$	\$
Executive and Support Services	1,669,600	9,909,500	11,579,100
Tourism	18,581,700	-	18,581,700
Culture and Heritage	22,533,700	5,000,000	27,533,700
Recreational Services and Facilities	9,151,700	-	9,151,700
TOTAL: PROGRAM ESTIMATES	51,936,700	14,909,500	66,846,200

SUMMARY OF EXPENDITURE AND RELATED REVENUE

FISCAL YEAR 2012-13

Gross Expenditure			
Amount Voted			\$66,846,200
Less: Related Revenue			
Current		(4,210,600)	
Capital		(1,416,400)	(5,627,000)
NET EXPENDITURE (Current and Capital)			\$61,219,200

TOURISM, CULTURE AND RECREATION

EXECUTIVE AND SUPPORT SERVICES

	2012-13 Estimates	2011-12 Revised	Budget
	\$	\$	\$
MINISTER'S OFFICE			
<i>CURRENT</i>			
1.1.01. MINISTER'S OFFICE			
Appropriations provide for the operating costs of the Minister's Office.			
01. Salaries	265,900	253,400	256,500
03. Transportation and Communications	56,900	59,000	65,000
04. Supplies	5,100	5,600	10,100
06. Purchased Services	3,300	1,300	8,300
07. Property, Furnishings and Equipment	-	900	-
Amount to be Voted	331,200	320,200	339,900
Total: Minister's Office	331,200	320,200	339,900
TOTAL: MINISTER'S OFFICE	331,200	320,200	339,900

GENERAL ADMINISTRATION

CURRENT

1.2.01. EXECUTIVE SUPPORT

Appropriations provide for the senior planning and direction of the Department, including the establishment and evaluation of policies and objectives.

01. Salaries	612,500	788,500	765,600
02. Employee Benefits	2,000	6,800	3,000
03. Transportation and Communications	51,600	56,000	86,600
04. Supplies	7,100	9,700	5,100
06. Purchased Services	5,700	6,400	8,700
Amount to be Voted	678,900	867,400	869,000
Total: Executive Support	678,900	867,400	869,000

1.2.02. ADMINISTRATIVE SUPPORT

Appropriations provide for the administrative activities and related expenditures of the Department.

01. Salaries	-	82,900	78,300
02. Employee Benefits	14,400	13,400	19,400
03. Transportation and Communications	104,300	367,300	464,300
04. Supplies	28,100	40,700	30,700
06. Purchased Services	66,000	74,500	82,500
07. Property, Furnishings and Equipment	5,000	5,300	10,000
Amount to be Voted	217,800	584,100	685,200
02. Revenue - Provincial	(10,000)	(11,500)	(10,000)
Total: Administrative Support	207,800	572,600	675,200

TOURISM, CULTURE AND RECREATION

EXECUTIVE AND SUPPORT SERVICES

	2012-13 Estimates	2011-12 Revised	Budget
	\$	\$	\$
GENERAL ADMINISTRATION (Cont'd)			
<i>CURRENT</i>			
1.2.03. STRATEGIC PLANNING AND POLICY			
Appropriations provide for planning and research activities that ensure the continued and coordinated development of culture, recreation and tourism within the Province.			
01. Salaries	426,700	343,100	331,700
02. Employee Benefits	1,100	-	1,100
03. Transportation and Communications	5,200	1,300	8,600
04. Supplies	4,700	7,900	3,300
05. Professional Services	-	99,900	-
06. Purchased Services	4,000	1,100	5,000
Amount to be Voted	441,700	453,300	349,700
Total: Strategic Planning and Policy	441,700	453,300	349,700
 <i>CAPITAL</i>			
1.2.04. ADMINISTRATIVE SUPPORT			
Appropriations provide for the purchase, construction and alteration of tangible capital assets.			
06. Purchased Services	200,000	300,000	500,000
07. Property, Furnishings and Equipment	250,000	-	250,000
10. Grants and Subsidies	9,459,500	3,082,900	2,832,900
Amount to be Voted	9,909,500	3,382,900	3,582,900
01. Revenue - Federal	(1,416,400)	-	-
Total: Administrative Support	8,493,100	3,382,900	3,582,900
TOTAL: GENERAL ADMINISTRATION	9,821,500	5,276,200	5,476,800
TOTAL: EXECUTIVE AND SUPPORT SERVICES	10,152,700	5,596,400	5,816,700

TOURISM, CULTURE AND RECREATION

TOURISM

	2012-13 Estimates	2011-12 Revised	Budget
	\$	\$	\$
TOURISM			
<i>CURRENT</i>			
2.1.01. TOURISM MARKETING			
Appropriations provide for the development and implementation of a fully integrated marketing program targeted to potential non-resident and resident visitors and designed to market the Province as a unique tourism destination for the purpose of economic growth. Funding is also provided for expenditures pertaining to the Atlantic Canada Tourism Partnership.			
01. Salaries	1,463,900	1,446,600	1,450,400
02. Employee Benefits	40,000	50,400	30,000
03. Transportation and Communications	580,000	259,000	345,000
04. Supplies	14,500	14,400	24,500
05. Professional Services	255,000	425,800	433,000
06. Purchased Services	12,190,100	12,457,100	12,417,100
07. Property, Furnishings and Equipment	2,000	5,100	5,000
10. Grants and Subsidies	1,094,000	1,075,000	1,075,000
Amount to be Voted	15,639,500	15,733,400	15,780,000
02. Revenue - Provincial	(80,000)	(102,900)	(180,000)
Total: Tourism Marketing	15,559,500	15,630,500	15,600,000

TOURISM, CULTURE AND RECREATION

TOURISM

	2012-13 Estimates	2011-12 Revised	Budget
	\$	\$	\$
TOURISM (Cont'd)			
<i>CURRENT</i>			
2.1.02. STRATEGIC PRODUCT DEVELOPMENT			
Appropriations provide for bringing new strategically pertinent and emerging tourism products and sectors to a market-ready state. The Division works collaboratively with industry and other government partners to develop and implement a strategic approach to the growth of high quality, competitive tourism products which demonstrate long-term economic value and a dynamic professional workforce.			
01. Salaries	2,084,400	2,117,800	2,061,500
02. Employee Benefits	6,300	7,800	6,300
03. Transportation and Communications	163,300	156,700	200,300
04. Supplies	43,700	46,200	43,700
05. Professional Services	-	4,200	100,000
06. Purchased Services	340,600	573,900	603,600
07. Property, Furnishings and Equipment	2,900	20,200	10,000
10. Grants and Subsidies	301,000	421,000	321,000
Amount to be Voted	2,942,200	3,347,800	3,346,400
02. Revenue - Provincial	(40,000)	(44,800)	(44,800)
Total: Strategic Product Development	2,902,200	3,303,000	3,301,600
TOTAL: TOURISM	18,461,700	18,933,500	18,901,600
TOTAL: TOURISM	18,461,700	18,933,500	18,901,600

TOURISM, CULTURE AND RECREATION

CULTURE AND HERITAGE

	2012-13 Estimates	2011-12 Revised	2011-12 Budget
	\$	\$	\$
CULTURE AND HERITAGE			
<i>CURRENT</i>			
3.1.01. CULTURE AND HERITAGE			
Appropriations provide for the preservation, management and development of our arts and heritage through the operation of historic sites, archaeology programs, and programming support to the arts and heritage sectors.			
01. Salaries	1,677,900	1,687,400	1,701,000
02. Employee Benefits	4,700	6,500	4,700
03. Transportation and Communications	72,500	82,500	79,600
04. Supplies	44,300	61,800	24,300
05. Professional Services	100,000	148,700	122,000
06. Purchased Services	258,300	166,400	348,800
07. Property, Furnishings and Equipment	5,000	7,700	1,500
10. Grants and Subsidies	4,364,900	4,560,900	4,532,900
Amount to be Voted	6,527,600	6,721,900	6,814,800
02. Revenue - Provincial	(65,000)	(45,100)	(65,000)
Total: Culture and Heritage	6,462,600	6,676,800	6,749,800

3.1.02. ARTS AND CULTURE CENTRES

Appropriations provide for the programming activities of the Province's Arts and Culture Centres.

01. Salaries	2,591,700	2,606,900	2,531,700
02. Employee Benefits	7,600	5,100	7,600
03. Transportation and Communications	151,100	181,100	96,100
04. Supplies	32,500	39,300	47,500
06. Purchased Services	3,037,700	3,004,800	2,917,700
07. Property, Furnishings and Equipment	40,000	18,600	75,000
Amount to be Voted	5,860,600	5,855,800	5,675,600
01. Revenue - Federal	(75,000)	(114,800)	(75,000)
02. Revenue - Provincial	(3,425,000)	(4,000,000)	(3,275,000)
Total: Arts and Culture Centres	2,360,600	1,741,000	2,325,600

TOURISM, CULTURE AND RECREATION

CULTURE AND HERITAGE

	2012-13 Estimates	2011-12 Revised	Budget
	\$	\$	\$
CULTURE AND HERITAGE (Cont'd)			
<i>CURRENT</i>			
3.1.03. NEWFOUNDLAND AND LABRADOR ARTS COUNCIL			
Appropriations provide for operational funding to the Newfoundland and Labrador Arts Council which supports the artistic development of visual and performing artists.			
10. Grants and Subsidies	2,111,100	2,144,100	2,144,100
Amount to be Voted	2,111,100	2,144,100	2,144,100
Total: Newfoundland and Labrador Arts Council	2,111,100	2,144,100	2,144,100
 3.1.04. THE ROOMS CORPORATION OF NEWFOUNDLAND AND LABRADOR			
Appropriations provide for the operations of The Rooms Corporation of Newfoundland and Labrador including the acquisition, conservation and preservation of art, artifacts and archival records of Provincial historical significance.			
10. Grants and Subsidies	6,999,200	7,215,700	7,215,700
Amount to be Voted	6,999,200	7,215,700	7,215,700
Total: The Rooms Corporation of Newfoundland and Labrador	6,999,200	7,215,700	7,215,700
 3.1.05. NEWFOUNDLAND AND LABRADOR FILM DEVELOPMENT CORPORATION			
Appropriations provide for marketing, operating and program support for the Newfoundland and Labrador Film Development Corporation.			
10. Grants and Subsidies	699,000	710,000	710,000
Amount to be Voted	699,000	710,000	710,000
Total: Newfoundland and Labrador Film Development Corporation	699,000	710,000	710,000

TOURISM, CULTURE AND RECREATION

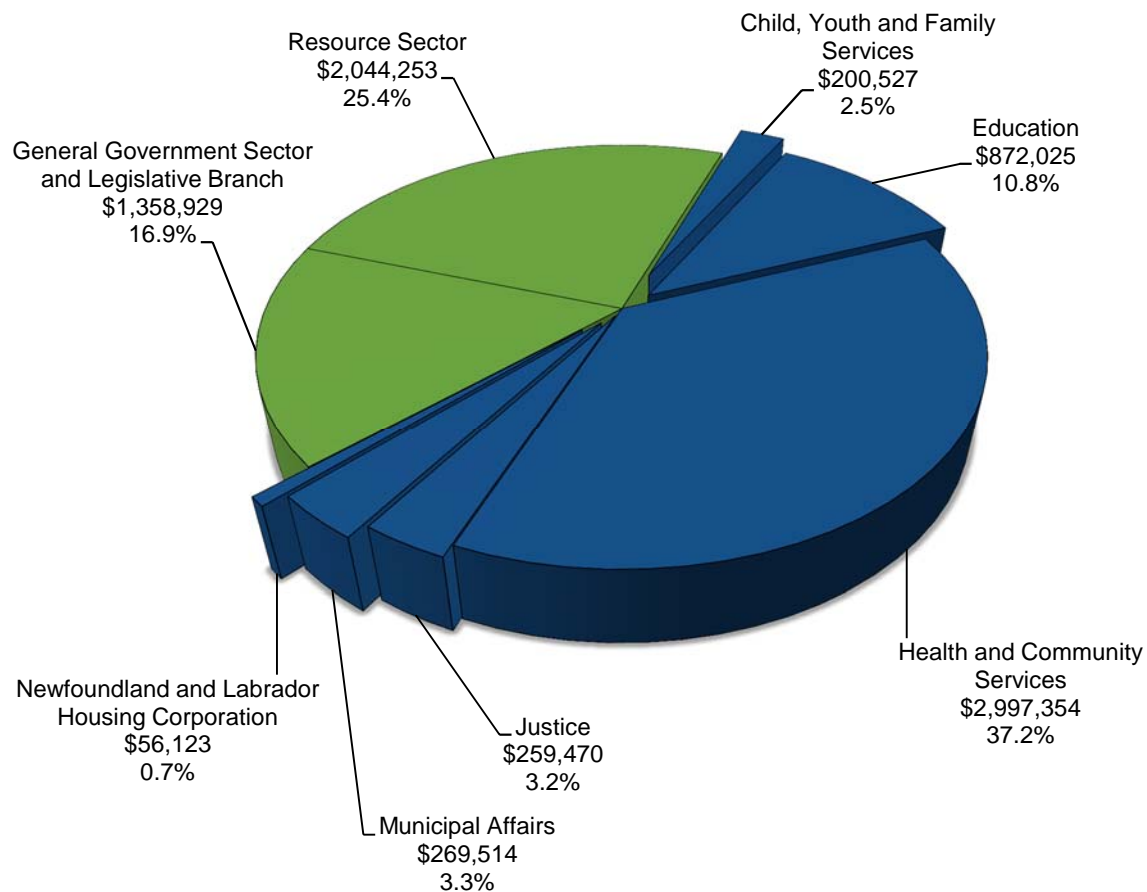
CULTURE AND HERITAGE

	2012-13 Estimates	2011-12 Revised	Budget
	\$	\$	\$
CULTURE AND HERITAGE (Cont'd)			
<i>CURRENT</i>			
3.1.06. HISTORIC SITES DEVELOPMENT			
Appropriations provide for the acquisition of land necessary for historic site development and the redevelopment of the Province's historic sites.			
03. Transportation and Communications	15,000	15,000	20,000
04. Supplies	20,000	54,200	30,000
06. Purchased Services	65,000	24,000	50,000
07. Property, Furnishings and Equipment	-	6,800	-
Amount to be Voted	100,000	100,000	100,000
Total: Historic Sites Development	100,000	100,000	100,000
3.1.07. SPECIAL CELEBRATIONS AND EVENTS			
Appropriations provide for significant cultural events, anniversaries and other celebrations.			
01. Salaries	121,200	-	-
03. Transportation and Communications	40,000	-	-
06. Purchased Services	75,000	-	-
10. Grants and Subsidies	-	250,000	150,000
Amount to be Voted	236,200	250,000	150,000
Total: Special Celebrations and Events	236,200	250,000	150,000
<i>CAPITAL</i>			
3.1.08. NEWFOUNDLAND AND LABRADOR FILM DEVELOPMENT CORPORATION			
Appropriations provide funding to the Corporation for equity and other business financing assistance to telefilm companies in the Province.			
08. Loans, Advances and Investments	5,000,000	5,000,000	5,000,000
Amount to be Voted	5,000,000	5,000,000	5,000,000
Total: Newfoundland and Labrador Film Development Corporation	5,000,000	5,000,000	5,000,000
TOTAL: CULTURE AND HERITAGE	23,968,700	23,837,600	24,395,200
TOTAL: CULTURE AND HERITAGE	23,968,700	23,837,600	24,395,200

TOURISM, CULTURE AND RECREATION

RECREATIONAL SERVICES AND FACILITIES

	2012-13 <u>Estimates</u>	2011-12	
	<u>\$</u>	Revised	Budget
	\$	\$	\$
RECREATION AND SPORT			
<i>CURRENT</i>			
4.1.01. RECREATION - OPERATIONS			
Appropriations provide for consultative and support services to Provincial sports governing bodies, community recreation commissions and other sport and fitness associations that support recreation programming at the local level and the management and operation of recreation facilities and provide for an operating grant to the Newfoundland and Labrador Sports Centre.			
01. Salaries	1,179,500	1,288,700	1,179,200
02. Employee Benefits	1,700	2,300	1,700
03. Transportation and Communications	87,200	57,800	107,200
04. Supplies	59,200	24,900	59,200
05. Professional Services	-	46,600	-
06. Purchased Services	31,900	19,000	31,900
07. Property, Furnishings and Equipment	-	1,800	-
10. Grants and Subsidies	6,492,200	6,092,200	6,092,200
Amount to be Voted	7,851,700	7,533,300	7,471,400
01. Revenue - Federal	(280,000)	(502,500)	(280,000)
02. Revenue - Provincial	(235,600)	(215,000)	(235,600)
Total: Recreation - Operations	7,336,100	6,815,800	6,955,800
4.1.02. COMMUNITY SPORTS FACILITIES			
Appropriations provide for assistance with the repairs and maintenance of sport and recreation facilities, and the purchase of equipment.			
10. Grants and Subsidies	1,300,000	4,550,000	4,550,000
Amount to be Voted	1,300,000	4,550,000	4,550,000
Total: Community Sports Facilities	1,300,000	4,550,000	4,550,000
TOTAL: RECREATION AND SPORT	8,636,100	11,365,800	11,505,800
TOTAL: RECREATIONAL SERVICES AND FACILITIES	8,636,100	11,365,800	11,505,800
TOTAL: DEPARTMENT	61,219,200	59,733,300	60,619,300



GROSS CURRENT AND CAPITAL EXPENDITURE

Percentage of Total (%)		Head	Amount (\$000)	
Revised 2011-12	Estimates 2012-13		Estimates 2012-13	Revised 2011-12
		Social Sector		
2.4	2.5	Child, Youth and Family Services	200,527	171,876
11.4	10.8	Education	872,025	816,863
40.3	37.2	Health and Community Services	2,997,354	2,895,637
3.5	3.2	Justice	259,470	251,117
4.1	3.3	Municipal Affairs	269,514	293,128
0.7	0.7	Newfoundland and Labrador Housing Corporation	56,123	52,439
62.4	57.7	Total: Social Sector	4,655,013	4,481,060



CHILD, YOUTH AND FAMILY SERVICES

HON. CHARLENE JOHNSON
Minister
95 Elizabeth Avenue

SHEREE MACDONALD
Deputy Minister
95 Elizabeth Avenue

The Department of Child, Youth and Family Services is responsible for the planning and development of policies, standards, and programs, as well as service delivery, to help ensure the safety and well-being of children and youth in Newfoundland and Labrador. The legislative framework which governs the provision of services for children, youth, and families in this province includes: Children and Youth Care and Protection Act, Adoption Act, Child Care Services Act, Youth Criminal Justice Act and the Young Persons Offences Act.

PROGRAM FUNDING SUMMARY FISCAL YEAR 2012-13 (Gross Expenditure)

Program	Current	Capital	Total
	\$	\$	\$
Executive and Support Services	8,658,900	560,000	9,218,900
Service Delivery	191,308,700	-	191,308,700
TOTAL: PROGRAM ESTIMATES	<u>199,967,600</u>	<u>560,000</u>	<u>200,527,600</u>

SUMMARY OF EXPENDITURE AND RELATED REVENUE FISCAL YEAR 2012-13

Gross Expenditure	
Amount Voted	\$200,527,600
Less: Related Revenue	
Current	<u>(13,350,100)</u>
NET EXPENDITURE (Current and Capital)	<u>\$187,177,500</u>

CHILD, YOUTH AND FAMILY SERVICES

EXECUTIVE AND SUPPORT SERVICES

	2012-13	2011-12	
	Estimates	Revised	Budget
	\$	\$	\$
MINISTER'S OFFICE			
<i>CURRENT</i>			
1.1.01. MINISTER'S OFFICE			
Appropriations provide for the operating costs of the Minister's Office.			
01. Salaries	237,300	251,700	241,700
02. Employee Benefits	5,000	5,000	5,000
03. Transportation and Communications	50,000	20,000	50,000
04. Supplies	10,000	5,000	10,000
06. Purchased Services	6,700	6,700	6,700
Amount to be Voted	309,000	288,400	313,400
Total: Minister's Office	309,000	288,400	313,400
TOTAL: MINISTER'S OFFICE	309,000	288,400	313,400

GENERAL ADMINISTRATION

CURRENT

1.2.01. EXECUTIVE SUPPORT

Appropriations provide for the senior planning and direction of the Department, including the establishment and evaluation of policies and objectives.

01. Salaries	932,200	850,000	883,100
02. Employee Benefits	5,000	10,000	5,000
03. Transportation and Communications	96,400	60,000	25,000
04. Supplies	10,000	40,000	10,000
05. Professional Services	15,000	15,000	15,000
06. Purchased Services	15,300	40,300	15,300
Amount to be Voted	1,073,900	1,015,300	953,400
Total: Executive Support	1,073,900	1,015,300	953,400

CHILD, YOUTH AND FAMILY SERVICES

EXECUTIVE AND SUPPORT SERVICES

	2012-13	2011-12	
	Estimates	Revised	Budget
	\$	\$	\$
GENERAL ADMINISTRATION (Cont'd)			
<i>CURRENT</i>			
1.2.02. CORPORATE SERVICES			
Appropriations provide for the management of the financial, information management, human resources, policy and strategic planning, quality assurance and operational activities within the Department.			
01. Salaries	4,415,800	2,412,100	3,959,400
02. Employee Benefits	25,000	5,000	5,000
03. Transportation and Communications	288,700	206,500	66,500
04. Supplies	73,000	100,000	73,000
05. Professional Services	31,300	31,300	178,500
06. Purchased Services	221,100	350,000	308,400
07. Property, Furnishings and Equipment	55,000	173,000	55,000
Amount to be Voted	5,109,900	3,277,900	4,645,800
02. Revenue - Provincial	-	(100,000)	-
Total: Corporate Services	5,109,900	3,177,900	4,645,800
1.2.03. PROGRAM DEVELOPMENT AND PLANNING			
Appropriations provide for the program planning and development that pertain to the provision of services that support children, youth and families.			
01. Salaries	1,803,700	1,300,000	1,427,600
02. Employee Benefits	20,000	20,000	40,000
03. Transportation and Communications	186,400	85,000	100,000
04. Supplies	30,000	15,000	68,000
05. Professional Services	47,200	50,000	-
06. Purchased Services	78,800	60,000	78,800
Amount to be Voted	2,166,100	1,530,000	1,714,400
Total: Program Development and Planning	2,166,100	1,530,000	1,714,400
<i>CAPITAL</i>			
1.2.04. ADMINISTRATIVE SUPPORT			
Appropriations provide for the purchase of tangible capital assets.			
07. Property, Furnishings and Equipment	560,000	-	-
Amount to be Voted	560,000	-	-
Total: Administrative Support	560,000	-	-
TOTAL: GENERAL ADMINISTRATION	8,909,900	5,723,200	7,313,600
TOTAL: EXECUTIVE AND SUPPORT SERVICES	9,218,900	6,011,600	7,627,000

CHILD, YOUTH AND FAMILY SERVICES

SERVICE DELIVERY

	2012-13	2011-12	
	Estimates	Revised	Budget
	\$	\$	\$
REGIONAL SERVICES			
<i>CURRENT</i>			
2.1.01. REGIONAL SERVICES			
Appropriations provide for the delivery of services to children, youth and their families in the Province. Funding is provided for the delivery of family support programs including adoptions, support services to children and youth and residential services, child care services to children, grants to family resource centres and community youth justice programs.			
01. Salaries	55,086,100	21,371,500	16,341,300
02. Employee Benefits	62,400	200	7,000
03. Transportation and Communications	2,198,200	1,322,300	1,109,600
04. Supplies	618,000	304,600	138,600
05. Professional Services	75,000	125,600	75,000
06. Purchased Services	4,465,100	3,303,800	3,336,800
07. Property, Furnishings and Equipment	377,000	368,800	83,000
09. Allowances and Assistance	72,487,000	33,576,700	17,243,700
10. Grants and Subsidies	55,614,300	105,073,000	145,541,400
Amount to be Voted	190,983,100	165,446,500	183,876,400
01. Revenue - Federal	(13,350,100)	(3,222,700)	(13,365,300)
02. Revenue - Provincial	-	-	(1,650,200)
Total: Regional Services	177,633,000	162,223,800	168,860,900
2.1.02. SUPPORT TO COMMUNITY AGENCIES			
Appropriations provide for financial support for a number of community agencies.			
10. Grants and Subsidies	325,600	317,300	317,300
Amount to be Voted	325,600	317,300	317,300
Total: Support to Community Agencies	325,600	317,300	317,300
TOTAL: REGIONAL SERVICES	177,958,600	162,541,100	169,178,200
TOTAL: SERVICE DELIVERY	177,958,600	162,541,100	169,178,200
TOTAL: DEPARTMENT	187,177,500	168,552,700	176,805,200

EDUCATION

HON. CLYDE JACKMAN
Minister
Confederation Building

DARRIN PIKE
Deputy Minister
Confederation Building

The Department of Education is responsible for developing and administering a provincial system of education which encourages all students to achieve their potential development. It administers a primary, elementary, and secondary school system with programs sufficiently flexible to meet the individual needs and capabilities of all children. Specialized educational programs are provided for disabled children who are unable to benefit from regular classroom instruction. The Department is responsible for the provision of literacy, library and information services in the Province.

PROGRAM FUNDING SUMMARY
FISCAL YEAR 2012-13
(Gross Expenditure)

Program	Current	Capital	Total
	\$	\$	\$
Executive Services	1,206,600	-	1,206,600
Corporate Services	6,684,500	-	6,684,500
Primary, Elementary and Secondary Education	<u>778,194,000</u>	<u>85,940,300</u>	<u>864,134,300</u>
TOTAL: PROGRAM ESTIMATES	<u><u>786,085,100</u></u>	<u><u>85,940,300</u></u>	<u><u>872,025,400</u></u>

SUMMARY OF EXPENDITURE AND RELATED REVENUE
FISCAL YEAR 2012-13

Gross Expenditure	
Amount Voted	\$872,025,400
Less: Related Revenue	
Current	<u>(5,104,900)</u>
NET EXPENDITURE (Current and Capital)	<u><u>\$866,920,500</u></u>

EDUCATION

EXECUTIVE SERVICES

	2012-13 <u>Estimates</u>	2011-12	
	<u>\$</u>	<u>Revised</u>	<u>Budget</u>
	\$	\$	\$
MINISTER'S OFFICE			
<i>CURRENT</i>			
1.1.01. MINISTER'S OFFICE			
Appropriations provide for the operating costs of the Minister's Office.			
01. Salaries	245,600	272,600	304,200
03. Transportation and Communications	54,300	30,000	58,000
04. Supplies	1,600	2,500	1,600
06. Purchased Services	2,700	1,800	2,700
Amount to be Voted	<u>304,200</u>	<u>306,900</u>	<u>366,500</u>
Total: Minister's Office	<u>304,200</u>	<u>306,900</u>	<u>366,500</u>
TOTAL: MINISTER'S OFFICE	<u>304,200</u>	<u>306,900</u>	<u>366,500</u>
EXECUTIVE SUPPORT			
<i>CURRENT</i>			
1.2.01. EXECUTIVE SUPPORT			
Appropriations provide for the senior planning and direction of the Department, including the establishment and evaluation of policies and objectives.			
01. Salaries	853,900	958,000	882,800
02. Employee Benefits	1,400	600	1,400
03. Transportation and Communications	40,100	35,900	43,400
04. Supplies	2,000	3,000	2,000
06. Purchased Services	5,000	3,000	5,000
Amount to be Voted	<u>902,400</u>	<u>1,000,500</u>	<u>934,600</u>
Total: Executive Support	<u>902,400</u>	<u>1,000,500</u>	<u>934,600</u>
TOTAL: EXECUTIVE SUPPORT	<u>902,400</u>	<u>1,000,500</u>	<u>934,600</u>
TOTAL: EXECUTIVE SERVICES	<u>1,206,600</u>	<u>1,307,400</u>	<u>1,301,100</u>

EDUCATION

CORPORATE SERVICES

	2012-13 Estimates	2011-12	
	\$	Revised	Budget
	\$	\$	\$
GENERAL ADMINISTRATION			
<i>CURRENT</i>			
2.1.01. ADMINISTRATIVE SUPPORT			
Appropriations provide for the management of financial, operational and administration activities within the Department.			
01. Salaries	1,584,100	1,626,400	1,455,200
02. Employee Benefits	44,300	83,500	43,500
03. Transportation and Communications	316,600	364,900	320,400
04. Supplies	65,500	72,900	62,900
05. Professional Services	14,500	-	14,500
06. Purchased Services	141,400	101,400	141,400
07. Property, Furnishings and Equipment	9,000	15,000	10,000
10. Grants and Subsidies	55,000	55,000	55,000
Amount to be Voted	2,230,400	2,319,100	2,102,900
02. Revenue - Provincial	(80,000)	(130,500)	(20,000)
Total: Administrative Support	2,150,400	2,188,600	2,082,900
2.1.02. ASSISTANCE TO EDUCATIONAL AGENCIES AND ADVISORY COMMITTEES			
Appropriations provide for assistance to a number of educational support groups and advisory committees.			
10. Grants and Subsidies	2,192,300	2,269,300	2,269,300
Amount to be Voted	2,192,300	2,269,300	2,269,300
Total: Assistance to Educational Agencies and Advisory Committees	2,192,300	2,269,300	2,269,300
2.1.03. POLICY AND PLANNING			
Appropriations provide for policy formulation, evaluation, strategic planning for the Department, and support for the entities reporting to the Minister.			
01. Salaries	387,000	386,900	497,800
02. Employee Benefits	500	3,000	500
03. Transportation and Communications	23,300	2,400	24,100
04. Supplies	5,200	4,200	5,200
05. Professional Services	111,100	15,000	111,100
06. Purchased Services	10,000	7,500	10,000
Amount to be Voted	537,100	419,000	648,700
Total: Policy and Planning	537,100	419,000	648,700
TOTAL: GENERAL ADMINISTRATION	4,879,800	4,876,900	5,000,900

EDUCATION

CORPORATE SERVICES

	<u>2012-13</u> <u>Estimates</u>	2011-12	
	<u>\$</u>	<u>Revised</u>	<u>Budget</u>
	\$	\$	\$
INFORMATION MANAGEMENT AND COMMUNITY ACCESS PROGRAM			
<i>CURRENT</i>			
2.2.01. INFORMATION MANAGEMENT AND COMMUNITY ACCESS PROGRAM			
Appropriations provide for information management coordination, strategy development and operations of the registry. Appropriations under the Community Access Program provide for maintenance and support to public internet access sites in the province.			
01. Salaries	913,800	927,400	916,600
02. Employee Benefits	5,000	2,000	2,000
03. Transportation and Communications	34,600	38,000	38,000
04. Supplies	5,000	3,000	3,000
06. Purchased Services	39,000	44,000	44,000
07. Property, Furnishings and Equipment	2,300	70,300	2,600
10. Grants and Subsidies	725,000	682,300	750,000
Amount to be Voted	<u>1,724,700</u>	<u>1,767,000</u>	<u>1,756,200</u>
01. Revenue - Federal	<u>(975,300)</u>	<u>(986,100)</u>	<u>(975,300)</u>
Total: Information Management and Community Access Program	<u>749,400</u>	<u>780,900</u>	<u>780,900</u>
TOTAL: INFORMATION MANAGEMENT AND COMMUNITY ACCESS PROGRAM	<u>749,400</u>	<u>780,900</u>	<u>780,900</u>
TOTAL: CORPORATE SERVICES	<u>5,629,200</u>	<u>5,657,800</u>	<u>5,781,800</u>

EDUCATION

PRIMARY, ELEMENTARY AND SECONDARY EDUCATION

	2012-13	2011-12	
	Estimates	Revised	Budget
	\$	\$	\$
FINANCIAL ASSISTANCE			
<i>CURRENT</i>			
3.1.01. TEACHING SERVICES			
Appropriations provide for the cost of teachers' salaries and associated employee benefits, exclusive of teachers' pensions.			
10. Grants and Subsidies			
School Boards	432,060,100	421,563,600	421,870,300
Supports to Deaf and Hard of Hearing Students	711,600	747,600	871,700
Institutional Schools	523,500	449,400	425,200
Substitute Teachers	27,270,600	27,230,700	26,892,700
Employee Benefits	45,348,300	43,724,000	44,704,600
Amount to be Voted	505,914,100	493,715,300	494,764,500
02. Revenue - Provincial	(25,000)	(25,000)	(25,000)
Total: Teaching Services	505,889,100	493,690,300	494,739,500
3.1.02. SCHOOL BOARD OPERATIONS			
Appropriations provide for the administrative and operational costs of the Province's schools, the school insurance program and the payment of allowances to those students who are required to live away from home in order to attend high school.			
06. Purchased Services	1,872,900	1,872,900	1,872,900
09. Allowances and Assistance	75,000	75,000	132,000
10. Grants and Subsidies			
Regular Operating Grant	102,470,200	103,754,400	103,754,400
Administration Grant	22,306,700	22,871,600	22,871,600
Student Assistants	15,098,800	15,332,400	15,332,400
Transportation of School Children	47,932,500	47,117,600	47,117,600
Amount to be Voted	189,756,100	191,023,900	191,080,900
Total: School Board Operations	189,756,100	191,023,900	191,080,900
3.1.03. LEARNING RESOURCES DISTRIBUTION CENTRE			
Appropriations provide for the operating costs of the Learning Resources Distribution Centre.			
01. Salaries	307,000	286,500	315,400
03. Transportation and Communications	4,500	4,600	4,600
07. Property, Furnishings and Equipment	400	400	400
Amount to be Voted	311,900	291,500	320,400
Total: Learning Resources Distribution Centre	311,900	291,500	320,400

EDUCATION

PRIMARY, ELEMENTARY AND SECONDARY EDUCATION

	2012-13 Estimates	2011-12 Revised	Budget
	\$	\$	\$
FINANCIAL ASSISTANCE (Cont'd)			
<i>CURRENT</i>			
3.1.04. SCHOOL SUPPLIES			
Appropriations provide for the purchase and distribution of textbooks and instructional materials.			
04. Supplies	7,884,100	8,389,100	8,389,100
Amount to be Voted	7,884,100	8,389,100	8,389,100
02. Revenue - Provincial	(10,000)	(89,900)	(10,000)
Total: School Supplies	7,874,100	8,299,200	8,379,100
 3.1.05. SCHOOL SERVICES			
Appropriations provide for the administration of services such as teacher certification and the teachers' collective agreement.			
01. Salaries	637,900	730,300	664,400
02. Employee Benefits	-	1,400	-
03. Transportation and Communications	71,400	48,500	78,500
04. Supplies	1,400	13,400	1,400
06. Purchased Services	-	1,000	-
Amount to be Voted	710,700	794,600	744,300
02. Revenue - Provincial	(59,800)	(59,800)	(59,800)
Total: School Services	650,900	734,800	684,500
 3.1.06. SCHOOL FACILITIES - ALTERATIONS AND IMPROVEMENTS TO EXISTING FACILITIES			
Appropriations provide for administrative support services in connection with repairs and maintenance of educational facilities and capital construction projects. Appropriations also provide for repairs and maintenance of educational facilities.			
01. Salaries	1,313,000	1,100,000	1,183,200
02. Employee Benefits	-	1,100	-
03. Transportation and Communications	36,500	40,000	40,000
04. Supplies	22,500	22,500	22,500
05. Professional Services	4,915,800	3,915,800	5,915,800
06. Purchased Services	24,842,100	21,542,100	28,842,100
07. Property, Furnishings and Equipment	900	15,000	1,000
Amount to be Voted	31,130,800	26,636,500	36,004,600
Total: School Facilities - Alterations and Improvements to Existing Facilities	31,130,800	26,636,500	36,004,600

EDUCATION

PRIMARY, ELEMENTARY AND SECONDARY EDUCATION

	2012-13 Estimates	2011-12 Revised	Budget
	\$	\$	\$
FINANCIAL ASSISTANCE (Cont'd)			
<i>CAPITAL</i>			
3.1.07 SCHOOL FACILITIES - NEW CONSTRUCTION AND ALTERATIONS TO EXISTING FACILITIES			
Appropriations provide for planning, construction, renovation and extension of educational facilities in the Province and for the purchase of equipment for these facilities.			
05. Professional Services	11,430,700	4,900,000	8,926,800
06. Purchased Services	74,509,600	29,019,500	51,258,200
Amount to be Voted	85,940,300	33,919,500	60,185,000
Total: School Facilities - New Construction and Alterations to Existing Facilities	85,940,300	33,919,500	60,185,000
TOTAL: FINANCIAL ASSISTANCE	821,553,200	754,595,700	791,394,000

PROGRAM DEVELOPMENT

CURRENT

3.2.01. CURRICULUM DEVELOPMENT

Appropriations provide for the development and evaluation of curriculum and instructional materials.

01. Salaries	1,083,900	1,056,300	1,080,700
02. Employee Benefits	5,000	4,200	-
03. Transportation and Communications	198,200	238,500	218,500
04. Supplies	8,900	9,900	4,900
05. Professional Services	17,700	19,300	17,700
06. Purchased Services	112,700	88,900	121,700
07. Property, Furnishings and Equipment	3,100	3,500	3,500
09. Allowances and Assistance	81,500	81,500	81,500
10. Grants and Subsidies	70,600	70,600	70,600
Amount to be Voted	1,581,600	1,572,700	1,599,100
Total: Curriculum Development	1,581,600	1,572,700	1,599,100

EDUCATION

PRIMARY, ELEMENTARY AND SECONDARY EDUCATION

	2012-13 Estimates	2011-12 Revised	Budget
	\$	\$	\$
PROGRAM DEVELOPMENT (Cont'd)			
<i>CURRENT</i>			
3.2.02. LANGUAGE PROGRAMS			
Appropriations provide for development and management of the implementation of the French curriculum including French First Language and French Second Language Programs and for special projects. Expenditures are cost shared with the Federal Government.			
01. Salaries	696,100	688,400	687,400
02. Employee Benefits	2,000	500	-
03. Transportation and Communications	147,000	148,000	160,000
04. Supplies	25,000	13,000	25,000
05. Professional Services	10,000	10,000	10,000
06. Purchased Services	223,000	182,000	223,000
07. Property, Furnishings and Equipment	9,000	10,000	10,000
09. Allowances and Assistance	1,011,000	1,000,000	1,011,000
10. Grants and Subsidies	4,089,600	3,707,600	3,642,600
Amount to be Voted	6,212,700	5,759,500	5,769,000
01. Revenue - Federal	(3,940,800)	(3,940,800)	(3,940,800)
Total: Language Programs	2,271,900	1,818,700	1,828,200
TOTAL: PROGRAM DEVELOPMENT	3,853,500	3,391,400	3,427,300

STUDENT SUPPORT SERVICES

CURRENT

3.3.01. STUDENT SUPPORT SERVICES

Appropriations provide for the development, implementation and evaluation of programs for children with special needs.

01. Salaries	441,100	517,700	510,200
02. Employee Benefits	3,000	3,000	3,000
03. Transportation and Communications	71,400	76,100	78,600
04. Supplies	130,300	80,000	130,300
05. Professional Services	572,200	492,200	572,200
06. Purchased Services	107,100	153,300	132,100
07. Property, Furnishings and Equipment	-	10,000	-
Amount to be Voted	1,325,100	1,332,300	1,426,400
Total: Student Support Services	1,325,100	1,332,300	1,426,400

EDUCATION

PRIMARY, ELEMENTARY AND SECONDARY EDUCATION

	2012-13 Estimates	2011-12 Revised	Budget
	\$	\$	\$
STUDENT SUPPORT SERVICES (Cont'd)			
<i>CURRENT</i>			
3.3.02. ATLANTIC PROVINCES SPECIAL EDUCATION AUTHORITY			
Appropriations provide for the Province's participation with the other Atlantic Provinces in educational services primarily for students who are visually impaired and hearing impaired, co-ordinated through a facility in Nova Scotia.			
10. Grants and Subsidies	678,600	559,000	559,000
Amount to be Voted	678,600	559,000	559,000
Total: Atlantic Provinces Special Education Authority	678,600	559,000	559,000
 3.3.03. SUPPORTS FOR DEAF AND HARD OF HEARING STUDENTS			
Appropriations provide for supports to students who are deaf and hard of hearing, including accommodations, transportation and American Sign Language interpretation.			
01. Salaries	374,800	510,000	492,800
03. Transportation and Communications	135,600	122,000	147,000
04. Supplies	106,500	156,500	106,500
05. Professional Services	30,000	10,000	30,000
06. Purchased Services	115,000	90,000	115,000
07. Property, Furnishings and Equipment	5,400	6,000	6,000
Amount to be Voted	767,300	894,500	897,300
Total: Supports for Deaf and Hard of Hearing Students	767,300	894,500	897,300
TOTAL: STUDENT SUPPORT SERVICES	2,771,000	2,785,800	2,882,700

EDUCATION

PRIMARY, ELEMENTARY AND SECONDARY EDUCATION

	2012-13	2011-12	
	<u>Estimates</u>	<u>Revised</u>	<u>Budget</u>
	\$	\$	\$
EDUCATIONAL PROGRAMS			
<i>CURRENT</i>			
3.4.01. STUDENT TESTING AND EVALUATION			
Appropriations provide for administrative costs associated with student testing and certification, secondary level scholarships, maintenance of a student information database, and research and statistics.			
01. Salaries	1,366,300	1,402,600	1,359,700
02. Employee Benefits	700	2,700	700
03. Transportation and Communications	338,600	477,000	486,000
04. Supplies	47,100	72,600	47,100
05. Professional Services	790,000	756,700	690,000
06. Purchased Services	324,600	140,100	224,600
09. Allowances and Assistance	242,000	254,000	254,000
Amount to be Voted	<u>3,109,300</u>	<u>3,105,700</u>	<u>3,062,100</u>
02. Revenue - Provincial	<u>(14,000)</u>	<u>(14,000)</u>	<u>(14,000)</u>
Total: Student Testing and Evaluation	<u>3,095,300</u>	<u>3,091,700</u>	<u>3,048,100</u>
3.4.02. PROFESSIONAL DEVELOPMENT			
Appropriations provide for teachers' professional development in order to maintain a highly qualified workforce to effectively deliver programs in a changing educational environment.			
09. Allowances and Assistance	5,278,900	5,223,500	5,223,500
10. Grants and Subsidies	3,739,800	4,653,900	4,653,900
Amount to be Voted	<u>9,018,700</u>	<u>9,877,400</u>	<u>9,877,400</u>
Total: Professional Development	<u>9,018,700</u>	<u>9,877,400</u>	<u>9,877,400</u>

EDUCATION

PRIMARY, ELEMENTARY AND SECONDARY EDUCATION

	2012-13 Estimates	2011-12	
	\$	Revised	Budget
	\$	\$	\$
EDUCATIONAL PROGRAMS (Cont'd)			
<i>CURRENT</i>			
3.4.03. CENTRE FOR DISTANCE LEARNING AND INNOVATION			
Appropriations provide for the operations of the Centre to enhance educational opportunities for students through the use of the latest information and communications technologies and also through Distance Education programs.			
01. Salaries	559,100	596,300	676,300
03. Transportation and Communications	1,462,700	1,467,700	1,562,700
04. Supplies	50,000	126,000	50,000
05. Professional Services	53,900	73,900	93,900
06. Purchased Services	70,000	51,000	90,000
07. Property, Furnishings and Equipment	519,600	11,685,300	11,607,300
10. Grants and Subsidies	3,727,300	3,805,600	3,725,600
Amount to be Voted	6,442,600	17,805,800	17,805,800
Total: Centre for Distance Learning and Innovation	6,442,600	17,805,800	17,805,800
 3.4.04. EARLY CHILDHOOD LEARNING			
Appropriations provide for the learning needs of pre-school children and for the development of programs to prepare them for entrance to the formal school system.			
01. Salaries	290,000	262,800	302,600
02. Employee Benefits	700	700	700
03. Transportation and Communications	12,100	23,700	13,200
04. Supplies	3,500	4,400	3,500
05. Professional Services	135,000	169,000	230,000
06. Purchased Services	673,100	482,900	483,300
10. Grants and Subsidies	1,174,200	994,200	994,200
Amount to be Voted	2,288,600	1,937,700	2,027,500
Total: Early Childhood Learning	2,288,600	1,937,700	2,027,500
TOTAL: EDUCATIONAL PROGRAMS	20,845,200	32,712,600	32,758,800

EDUCATION

PRIMARY, ELEMENTARY AND SECONDARY EDUCATION

	<u>2012-13</u> <u>Estimates</u> \$	<u>2011-12</u> <u>Revised</u> \$	<u>Budget</u> \$
PUBLIC LIBRARIES AND INFORMATION SERVICES			
<i>CURRENT</i>			
3.5.01. PROVINCIAL INFORMATION AND LIBRARY RESOURCES			
Appropriations provide for the operation of public library services in the Province.			
10. Grants and Subsidies	<u>11,061,800</u>	11,165,900	11,165,900
Amount to be Voted	<u>11,061,800</u>	<u>11,165,900</u>	<u>11,165,900</u>
Total: Provincial Information and Library Resources	<u>11,061,800</u>	<u>11,165,900</u>	<u>11,165,900</u>
TOTAL: PUBLIC LIBRARIES AND INFORMATION SERVICES	<u>11,061,800</u>	<u>11,165,900</u>	<u>11,165,900</u>
TOTAL: PRIMARY, ELEMENTARY AND SECONDARY EDUCATION	<u>860,084,700</u>	<u>804,651,400</u>	<u>841,628,700</u>
TOTAL: DEPARTMENT	<u>866,920,500</u>	<u>811,616,600</u>	<u>848,711,600</u>

HON. SUSAN SULLIVAN
Minister
Confederation Building

BRUCE COOPER
Deputy Minister
Confederation Building

The Department of Health and Community Services is responsible for the overall direction of the Province's health and community services system which provides services and programs aimed at the prevention of disease and the promotion, restoration and maintenance of health and well-being.

These goals are supported by the various programs of the Department which include funding for the operation of hospitals, health care centres and long term care facilities and the provision of medical care, public health and other community services.

PROGRAM FUNDING SUMMARY

FISCAL YEAR 2012-13

(Gross Expenditure)

Program	Current	Capital	Total
	\$	\$	\$
Executive and Support Services	31,450,900	-	31,450,900
Professional Services and Support	689,208,900	-	689,208,900
Health and Community Service Delivery	2,059,010,700	217,683,200	2,276,693,900
TOTAL: PROGRAM ESTIMATES	2,779,670,500	217,683,200	2,997,353,700

SUMMARY OF EXPENDITURE AND RELATED REVENUE

FISCAL YEAR 2012-13

Gross Expenditure	
Amount Voted	\$2,997,353,700
Less: Related Revenue	
Current	(27,372,500)
NET EXPENDITURE (Current and Capital)	\$2,969,981,200

HEALTH AND COMMUNITY SERVICES

EXECUTIVE AND SUPPORT SERVICES

	2012-13	2011-12	
	Estimates	Revised	Budget
	\$	\$	\$
MINISTER'S OFFICE			
<i>CURRENT</i>			
1.1.01. MINISTER'S OFFICE			
Appropriations provide for the operating costs of the Minister's Office.			
01. Salaries	440,700	440,700	440,700
03. Transportation and Communications	70,000	70,000	70,000
04. Supplies	5,900	1,000	6,500
06. Purchased Services	2,700	1,000	3,000
Amount to be Voted	519,300	512,700	520,200
Total: Minister's Office	519,300	512,700	520,200
TOTAL: MINISTER'S OFFICE	519,300	512,700	520,200

GENERAL ADMINISTRATION

CURRENT

1.2.01. EXECUTIVE SUPPORT

Appropriations provide for the senior planning and direction of the Department, including the establishment and evaluation of policies and objectives.

01. Salaries	1,718,700	1,543,800	1,781,100
02. Employee Benefits	4,500	4,500	4,500
03. Transportation and Communications	82,200	64,000	78,400
04. Supplies	18,900	11,000	21,000
05. Professional Services	25,000	-	25,000
06. Purchased Services	22,500	47,300	80,000
Amount to be Voted	1,871,800	1,670,600	1,990,000
Total: Executive Support	1,871,800	1,670,600	1,990,000

HEALTH AND COMMUNITY SERVICES

EXECUTIVE AND SUPPORT SERVICES

	2012-13	2011-12	
	Estimates	Revised	Budget
	\$	\$	\$
GENERAL ADMINISTRATION (Cont'd)			
<i>CURRENT</i>			
1.2.02. CORPORATE SERVICES			
Appropriations provide for the management of the financial and operational activities of the Department, audit of programs and expenditures, the registration of eligible beneficiaries of the MCP and NLPDP programs as well as claims processing, and information management functions of the Department.			
01. Salaries	6,273,900	5,868,700	5,870,300
02. Employee Benefits	315,100	306,400	315,100
03. Transportation and Communications	524,600	535,800	539,800
04. Supplies	133,600	158,000	158,000
05. Professional Services	1,012,000	29,400	1,064,400
06. Purchased Services	1,111,200	994,900	1,100,700
07. Property, Furnishings and Equipment	58,300	113,700	64,800
Amount to be Voted	9,428,700	8,006,900	9,113,100
01. Revenue - Federal	(1,000,000)	-	(1,000,000)
02. Revenue - Provincial	(350,000)	(640,000)	(150,000)
Total: Corporate Services	8,078,700	7,366,900	7,963,100
1.2.03. PROFESSIONAL SERVICES			
Appropriations provide for the development and maintenance of policies, programs and standards governing the Province's health professionals, the management of physician and dental services, the provincial drug program, laboratory and pathology services, health workforce planning and nursing.			
01. Salaries	2,948,900	2,874,200	2,905,600
02. Employee Benefits	15,500	8,100	15,500
03. Transportation and Communications	93,600	88,900	131,000
04. Supplies	19,000	20,500	21,000
05. Professional Services	546,400	302,400	720,900
06. Purchased Services	37,000	20,500	41,000
Amount to be Voted	3,660,400	3,314,600	3,835,000
Total: Professional Services	3,660,400	3,314,600	3,835,000

HEALTH AND COMMUNITY SERVICES

EXECUTIVE AND SUPPORT SERVICES

	2012-13	2011-12	
	Estimates	Revised	Budget
	\$	\$	\$
GENERAL ADMINISTRATION (Cont'd)			
<i>CURRENT</i>			
1.2.04. REGIONAL SERVICES			
Appropriations provide for the development and maintenance of policies, programs and standards governing access and clinical efficiency, long-term care and community support services, emergency management, as well as for direction and support to the four Regional Health Authorities, including support for infrastructure projects.			
01. Salaries	2,355,400	1,841,200	2,306,200
02. Employee Benefits	12,500	9,100	12,500
03. Transportation and Communications	191,400	205,000	295,400
04. Supplies	65,600	52,500	90,800
05. Professional Services	1,559,100	413,000	1,846,000
06. Purchased Services	579,000	255,900	674,900
Amount to be Voted	4,763,000	2,776,700	5,225,800
02. Revenue - Provincial	(400,000)	(416,000)	(400,000)
Total: Regional Services	4,363,000	2,360,700	4,825,800
1.2.05. POPULATION HEALTH			
Appropriations provide for the development and maintenance of policies, programs and standards governing population health in the Province, the promotion of wellness and the prevention of illness and disease for the residents of the Province.			
01. Salaries	3,470,500	3,050,800	3,416,100
02. Employee Benefits	19,600	14,800	19,600
03. Transportation and Communications	174,800	169,400	249,400
04. Supplies	68,700	57,000	86,200
05. Professional Services	675,000	458,300	1,005,400
06. Purchased Services	807,500	499,000	981,000
10. Grants and Subsidies	3,746,600	3,691,600	3,646,600
Amount to be Voted	8,962,700	7,940,900	9,404,300
Total: Population Health	8,962,700	7,940,900	9,404,300

HEALTH AND COMMUNITY SERVICES

EXECUTIVE AND SUPPORT SERVICES

	2012-13 Estimates	2011-12 Revised	Budget
	\$	\$	\$
GENERAL ADMINISTRATION (Cont'd)			
<i>CURRENT</i>			
1.2.06. POLICY AND PLANNING			
Appropriations provide for the development of policies and legislation, corporate strategic planning, evaluation, and support to the Deputy Minister and Minister in Federal/Provincial/Territorial relations and initiatives related to health.			
01. Salaries	1,542,300	1,628,100	1,639,800
02. Employee Benefits	9,000	8,500	9,000
03. Transportation and Communications	42,700	39,800	61,900
04. Supplies	14,400	15,000	16,000
05. Professional Services	615,900	737,400	1,101,400
06. Purchased Services	20,700	20,600	23,000
Amount to be Voted	2,245,000	2,449,400	2,851,100
Total: Policy and Planning	2,245,000	2,449,400	2,851,100
TOTAL: GENERAL ADMINISTRATION	29,181,600	25,103,100	30,869,300
TOTAL: EXECUTIVE AND SUPPORT SERVICES	29,700,900	25,615,800	31,389,500

HEALTH AND COMMUNITY SERVICES

PROFESSIONAL SERVICES AND SUPPORT

	2012-13	2011-12	
	Estimates	Revised	Budget
	\$	\$	\$
MEMORIAL UNIVERSITY FACULTY OF MEDICINE			
<i>CURRENT</i>			
2.1.01. MEMORIAL UNIVERSITY FACULTY OF MEDICINE			
Appropriations provide for the operating costs of the Memorial University Faculty of Medicine.			
10. Grants and Subsidies	55,707,000	50,809,500	53,303,500
Amount to be Voted	55,707,000	50,809,500	53,303,500
Total: Memorial University Faculty of Medicine	55,707,000	50,809,500	53,303,500
TOTAL: MEMORIAL UNIVERSITY FACULTY OF MEDICINE	55,707,000	50,809,500	53,303,500

DRUG SUBSIDIZATION

CURRENT

2.2.01. PROVINCIAL DRUG PROGRAMS

Appropriations provide for the subsidization of prescription drug costs and the provision of pharmaceutical services for persons who are deemed eligible.

05. Professional Services	4,131,700	2,447,900	2,502,700
09. Allowances and Assistance	155,135,500	145,413,700	149,163,200
Amount to be Voted	159,267,200	147,861,600	151,665,900
Total: Provincial Drug Programs	159,267,200	147,861,600	151,665,900
TOTAL: DRUG SUBSIDIZATION	159,267,200	147,861,600	151,665,900

MEDICAL CARE PLAN

CURRENT

2.3.01. PHYSICIANS' SERVICES

Appropriations provide for the payment of insured physician services provided to residents both within and outside the Province.

05. Professional Services	306,766,600	289,330,000	289,330,000
09. Allowances and Assistance	10,572,800	10,072,800	10,072,800
10. Grants and Subsidies	141,329,400	135,800,000	135,800,000
Amount to be Voted	458,668,800	435,202,800	435,202,800
01. Revenue - Federal	-	(250,000)	(250,000)
02. Revenue - Provincial	(2,500,000)	(2,500,000)	(2,500,000)
Total: Physicians' Services	456,168,800	432,452,800	432,452,800

HEALTH AND COMMUNITY SERVICES

PROFESSIONAL SERVICES AND SUPPORT

	<u>2012-13</u> <u>Estimates</u> \$	<u>2011-12</u> <u>Revised</u> \$	<u>Budget</u> \$
MEDICAL CARE PLAN (Cont'd)			
<i>CURRENT</i>			
2.3.02. DENTAL SERVICES			
Appropriations provide for the subsidization of dental services for children and other persons who are deemed eligible.			
05. Professional Services	<u>15,565,900</u>	10,132,200	10,132,200
Amount to be Voted	<u>15,565,900</u>	10,132,200	10,132,200
Total: Dental Services	<u>15,565,900</u>	10,132,200	10,132,200
TOTAL: MEDICAL CARE PLAN	<u>471,734,700</u>	442,585,000	442,585,000
TOTAL: PROFESSIONAL SERVICES AND SUPPORT	<u>686,708,900</u>	641,256,100	647,554,400

HEALTH AND COMMUNITY SERVICES

HEALTH AND COMMUNITY SERVICE DELIVERY

	2012-13 Estimates	2011-12 Revised	2011-12 Budget
	\$	\$	\$
REGIONAL HEALTH AUTHORITIES AND RELATED SERVICES			
<i>CURRENT</i>			
3.1.01. REGIONAL HEALTH AUTHORITIES AND RELATED SERVICES			
Appropriations provide for the delivery of acute care, long term care and community based programs in the Province through the four Regional Health Authorities, funding lease payments for health centres being acquired under lease-purchase arrangements, insured hospital services received by residents outside the Province, the Province's share of operating costs of the Canadian Blood Services, repairs and renovations to health facilities, non-emergency medical transportation assistance and other related programs and services.			
04. Supplies	4,739,500	5,739,500	5,739,500
05. Professional Services	130,000	696,100	130,000
09. Allowances and Assistance	10,249,900	10,786,900	10,786,900
10. Grants and Subsidies	2,037,811,100	1,974,351,400	1,974,351,400
11. Debt Expenses	3,250,800	3,249,100	3,249,100
Amount to be Voted	2,056,181,300	1,994,823,000	1,994,256,900
01. Revenue - Federal	(3,556,500)	(2,032,300)	(2,688,000)
02. Revenue - Provincial	(19,566,000)	(19,566,000)	(18,816,000)
Total: Regional Health Authorities and Related Services	2,033,058,800	1,973,224,700	1,972,752,900
 3.1.02. SUPPORT TO COMMUNITY AGENCIES			
Appropriations provide for financial support for a number of community agencies.			
10. Grants and Subsidies	2,829,400	2,829,400	2,829,400
Amount to be Voted	2,829,400	2,829,400	2,829,400
Total: Support to Community Agencies	2,829,400	2,829,400	2,829,400
TOTAL: REGIONAL HEALTH AUTHORITIES AND RELATED SERVICES	2,035,888,200	1,976,054,100	1,975,582,300

HEALTH AND COMMUNITY SERVICES

HEALTH AND COMMUNITY SERVICE DELIVERY

	2012-13 Estimates	2011-12 Revised	2011-12 Budget
	\$	\$	\$
HEALTH CARE FACILITIES AND EQUIPMENT			
<i>CAPITAL</i>			
3.2.01. FURNISHINGS AND EQUIPMENT			
Appropriations provide for the purchase of furnishings and equipment for health facilities and community services.			
07. Property, Furnishings and Equipment	58,032,500	54,900,000	65,932,500
Amount to be Voted	58,032,500	54,900,000	65,932,500
Total: Furnishings and Equipment	58,032,500	54,900,000	65,932,500
3.2.02. HEALTH CARE FACILITIES			
Appropriations provide for planning and construction of new facilities and redevelopment of existing health facilities.			
01. Salaries	1,565,000	1,763,000	2,100,000
03. Transportation and Communications	186,500	111,000	350,000
05. Professional Services	8,875,000	13,343,300	23,360,000
06. Purchased Services	148,248,000	156,193,900	174,825,000
07. Property, Furnishings and Equipment	750,000	970,000	750,000
11. Debt Expenses	26,200	26,200	26,200
Amount to be Voted	159,650,700	172,407,400	201,411,200
Total: Health Care Facilities	159,650,700	172,407,400	201,411,200
TOTAL: HEALTH CARE FACILITIES AND EQUIPMENT	217,683,200	227,307,400	267,343,700
TOTAL: HEALTH AND COMMUNITY SERVICE DELIVERY	2,253,571,400	2,203,361,500	2,242,926,000
TOTAL: DEPARTMENT	2,969,981,200	2,870,233,400	2,921,869,900

HON. FELIX COLLINS
Minister and Attorney General
Confederation Building

DONALD H. BURRAGE, Q.C.
Deputy Minister
and Deputy Attorney General
Confederation Building

The Department of Justice provides legal services to Government and is primarily responsible for the protection of citizens of the Province in respect of their persons and property. This objective is met by providing legal advice to all departments of Government, providing for police protection, the prosecution of alleged accused persons, the operation of the court and correctional systems for the Province, services to victims of crime, protection of human rights, and Legal Aid services. Drafting of legislation for the House of Assembly by the Office of the Legislative Counsel is also provided. In addition, the Department is responsible for coordination of access to information and protection of privacy, the Fish and Wildlife Enforcement Division, the Support Enforcement Program, the Family Justice Services Division, Fines Administration and the Office of the Chief Medical Examiner.

PROGRAM FUNDING SUMMARY
FISCAL YEAR 2012-13
(Gross Expenditure)

Program	Current	Capital	Total
	\$	\$	\$
Executive and Support Services	8,130,600	614,500	8,745,100
Legal and Related Services	42,943,600	-	42,943,600
Law Courts	16,477,800	450,000	16,927,800
Public Protection	163,095,700	20,250,000	183,345,700
Fish and Wildlife Enforcement	7,508,400	-	7,508,400
TOTAL: PROGRAM ESTIMATES	<u>238,156,100</u>	<u>21,314,500</u>	<u>259,470,600</u>

SUMMARY OF EXPENDITURE AND RELATED REVENUE
FISCAL YEAR 2012-13

Gross Expenditure	
Amount Voted	\$259,470,600
Less: Related Revenue	
Current	<u>(14,594,700)</u>
NET EXPENDITURE (Current and Capital)	<u>\$244,875,900</u>

JUSTICE

EXECUTIVE AND SUPPORT SERVICES

	2012-13	2011-12	
	Estimates	Revised	Budget
	\$	\$	\$
MINISTER'S OFFICE			
<i>CURRENT</i>			
1.1.01. MINISTER'S OFFICE			
Appropriations provide for the operating costs of the Minister's Office.			
01. Salaries	255,600	256,000	259,000
02. Employee Benefits	1,800	2,000	1,800
03. Transportation and Communications	35,400	10,000	38,000
04. Supplies	5,200	5,200	5,200
06. Purchased Services	7,700	5,000	7,700
07. Property, Furnishings and Equipment	500	1,000	-
Amount to be Voted	306,200	279,200	311,700
Total: Minister's Office	306,200	279,200	311,700
TOTAL: MINISTER'S OFFICE	306,200	279,200	311,700

GENERAL ADMINISTRATION

CURRENT

1.2.01. EXECUTIVE SUPPORT

Appropriations provide for the senior planning and direction of the Department, including the establishment and evaluation of policies and objectives.

01. Salaries	1,201,700	1,294,100	1,174,300
02. Employee Benefits	14,400	18,400	14,400
03. Transportation and Communications	64,300	65,000	42,300
04. Supplies	4,400	13,000	4,400
06. Purchased Services	2,600	10,600	2,600
07. Property, Furnishings and Equipment	1,000	4,100	500
Amount to be Voted	1,288,400	1,405,200	1,238,500
Total: Executive Support	1,288,400	1,405,200	1,238,500

JUSTICE

EXECUTIVE AND SUPPORT SERVICES

	2012-13 Estimates	2011-12	
	\$	Revised	Budget
	\$	\$	\$
GENERAL ADMINISTRATION (Cont'd)			
<i>CURRENT</i>			
1.2.02. ADMINISTRATIVE AND POLICY SUPPORT			
Appropriations provide for the management and control of the financial, policy and strategic planning activities of the Department.			
01. Salaries	1,563,500	1,151,000	1,363,000
02. Employee Benefits	3,900	3,900	3,900
03. Transportation and Communications	314,500	393,500	320,000
04. Supplies	20,700	16,300	20,700
05. Professional Services	70,200	144,000	70,200
06. Purchased Services	601,100	470,000	732,900
07. Property, Furnishings and Equipment	10,700	4,900	14,900
10. Grants and Subsidies	438,400	948,400	323,400
Amount to be Voted	3,023,000	3,132,000	2,849,000
02. Revenue - Provincial	(63,000)	(175,000)	(63,000)
Total: Administrative and Policy Support	2,960,000	2,957,000	2,786,000
1.2.03. STRATEGIC HUMAN RESOURCE MANAGEMENT			
Appropriations provide for the management and control of departmental human resource activities.			
01. Salaries	761,000	765,600	774,600
02. Employee Benefits	238,200	362,000	238,200
03. Transportation and Communications	11,100	161,100	11,100
04. Supplies	4,400	17,400	4,400
05. Professional Services	3,900	500	3,900
06. Purchased Services	385,300	170,300	385,300
07. Property, Furnishings and Equipment	-	2,000	-
Amount to be Voted	1,403,900	1,478,900	1,417,500
Total: Strategic Human Resource Management	1,403,900	1,478,900	1,417,500

JUSTICE

EXECUTIVE AND SUPPORT SERVICES

	<u>2012-13</u>	2011-12	
	<u>Estimates</u>	<u>Revised</u>	<u>Budget</u>
	\$	\$	\$
GENERAL ADMINISTRATION (Cont'd)			
<i>CURRENT</i>			
1.2.04. LEGAL INFORMATION MANAGEMENT			
Appropriations provide for legal research and information management services, including the provision of law libraries.			
01. Salaries	474,900	481,100	464,600
02. Employee Benefits	1,900	800	1,900
03. Transportation and Communications	10,700	7,800	11,000
04. Supplies	530,500	560,500	560,500
06. Purchased Services	10,700	17,000	10,700
07. Property, Furnishings and Equipment	2,800	6,400	3,100
Amount to be Voted	<u>1,031,500</u>	<u>1,073,600</u>	<u>1,051,800</u>
02. Revenue - Provincial	<u>(29,000)</u>	<u>(16,000)</u>	<u>(29,000)</u>
Total: Legal Information Management	<u>1,002,500</u>	<u>1,057,600</u>	<u>1,022,800</u>
<i>CAPITAL</i>			
1.2.05. ADMINISTRATIVE SUPPORT			
Appropriations provide for facilities planning and the acquisition of tangible capital assets.			
07. Property, Furnishings and Equipment	614,500	1,713,200	614,500
Amount to be Voted	<u>614,500</u>	<u>1,713,200</u>	<u>614,500</u>
Total: Administrative Support	<u>614,500</u>	<u>1,713,200</u>	<u>614,500</u>
TOTAL: GENERAL ADMINISTRATION	<u>7,269,300</u>	<u>8,611,900</u>	<u>7,079,300</u>

JUSTICE

EXECUTIVE AND SUPPORT SERVICES

	<u>2012-13</u>	<u>2011-12</u>	
	<u>Estimates</u>	<u>Revised</u>	<u>Budget</u>
	\$	\$	\$
FINES ADMINISTRATION			
<i>CURRENT</i>			
1.3.01. FINES ADMINISTRATION			
Appropriations provide for the operation of the Provincial Ticketing Centre and for the financial management and collection of court fines within the Province.			
01. Salaries	881,000	948,800	864,900
02. Employee Benefits	500	500	500
03. Transportation and Communications	15,000	10,000	15,200
04. Supplies	9,700	11,700	9,700
06. Purchased Services	164,000	164,000	164,000
07. Property, Furnishings and Equipment	7,400	5,000	9,200
Amount to be Voted	<u>1,077,600</u>	<u>1,140,000</u>	<u>1,063,500</u>
02. Revenue - Provincial	<u>(700,000)</u>	<u>(700,000)</u>	<u>(700,000)</u>
Total: Fines Administration	<u>377,600</u>	<u>440,000</u>	<u>363,500</u>
TOTAL: FINES ADMINISTRATION	<u>377,600</u>	<u>440,000</u>	<u>363,500</u>
TOTAL: EXECUTIVE AND SUPPORT SERVICES	<u>7,953,100</u>	<u>9,331,100</u>	<u>7,754,500</u>

JUSTICE

LEGAL AND RELATED SERVICES

	2012-13	2011-12	
	Estimates	Revised	Budget
	\$	\$	\$
CIVIL LAW AND ENFORCEMENT			
<i>CURRENT</i>			
2.1.01. CIVIL LAW			
Appropriations provide for representation of Government in court, advice to Government on civil and other legal matters, and the resolution of legal claims.			
01. Salaries	4,950,800	5,222,000	4,829,300
02. Employee Benefits	103,000	97,200	101,200
03. Transportation and Communications	108,800	125,000	116,600
04. Supplies	13,000	23,000	13,000
05. Professional Services	2,301,000	2,700,000	2,301,000
06. Purchased Services	24,000	131,800	24,000
07. Property, Furnishings and Equipment	6,100	26,600	6,800
09. Allowances and Assistance	1,500,000	1,450,000	2,000,000
Amount to be Voted	9,006,700	9,775,600	9,391,900
02. Revenue - Provincial	-	(14,000)	-
Total: Civil Law	9,006,700	9,761,600	9,391,900
2.1.02. SHERIFF'S OFFICE			
Appropriations provide for the operation of the Office of the High Sheriff, the administration of the jury system, service of civil and criminal process, court security and guarding of accused persons in the courts.			
01. Salaries	4,769,100	4,874,200	4,668,900
02. Employee Benefits	2,700	2,100	2,700
03. Transportation and Communications	105,100	300,000	105,100
04. Supplies	104,100	97,000	104,100
05. Professional Services	24,000	24,000	24,000
06. Purchased Services	172,900	100,000	172,900
07. Property, Furnishings and Equipment	6,500	49,800	7,200
Amount to be Voted	5,184,400	5,447,100	5,084,900
Total: Sheriff's Office	5,184,400	5,447,100	5,084,900

JUSTICE

LEGAL AND RELATED SERVICES

	2012-13	2011-12	
	<u>Estimates</u>	<u>Revised</u>	<u>Budget</u>
	\$	\$	\$
CIVIL LAW AND ENFORCEMENT (Cont'd)			
<i>CURRENT</i>			
2.1.03. SUPPORT ENFORCEMENT			
Appropriations provide for the enforcement of Court ordered support payments under the Support Orders Enforcement Act, 2006 and the Interjurisdictional Support Orders Act.			
01. Salaries	878,300	945,800	873,700
02. Employee Benefits	200	1,200	200
03. Transportation and Communications	49,000	40,000	53,000
04. Supplies	10,000	11,000	10,000
05. Professional Services	8,400	8,400	8,400
06. Purchased Services	27,000	60,000	27,000
07. Property, Furnishings and Equipment	2,800	3,100	3,100
Amount to be Voted	<u>975,700</u>	<u>1,069,500</u>	<u>975,400</u>
Total: Support Enforcement	<u>975,700</u>	<u>1,069,500</u>	<u>975,400</u>
2.1.04. ACCESS TO INFORMATION AND PROTECTION OF PRIVACY			
Appropriations provide for the overall administration and coordination of the Access to Information and Protection of Privacy Act.			
01. Salaries	561,700	351,900	595,600
02. Employee Benefits	4,300	4,300	4,300
03. Transportation and Communications	27,400	55,000	31,400
04. Supplies	5,800	5,800	5,800
06. Purchased Services	7,000	1,000	7,000
07. Property, Furnishings and Equipment	1,800	2,000	2,000
Amount to be Voted	<u>608,000</u>	<u>420,000</u>	<u>646,100</u>
Total: Access to Information and Protection of Privacy	<u>608,000</u>	<u>420,000</u>	<u>646,100</u>

JUSTICE

LEGAL AND RELATED SERVICES

	2012-13	2011-12	
	Estimates	Revised	Budget
	\$	\$	\$
CIVIL LAW AND ENFORCEMENT (Cont'd)			
<i>CURRENT</i>			
2.1.05. FAMILY JUSTICE SERVICES			
Appropriations provide for the support of children and families dealing with family law issues through consensual dispute resolution. Provision is also made for specific services such as counselling, mediation, parent information programs and recalculation of child support.			
01. Salaries	2,015,200	2,025,800	2,015,700
02. Employee Benefits	6,000	-	6,000
03. Transportation and Communications	70,500	110,000	126,600
04. Supplies	15,200	25,200	15,200
05. Professional Services	8,200	1,000	8,200
06. Purchased Services	330,000	190,000	540,000
07. Property, Furnishings and Equipment	6,300	7,000	7,000
Amount to be Voted	2,451,400	2,359,000	2,718,700
01. Revenue - Federal	(561,500)	(361,500)	(561,500)
Total: Family Justice Services	1,889,900	1,997,500	2,157,200
TOTAL: CIVIL LAW AND ENFORCEMENT	17,664,700	18,695,700	18,255,500

CRIMINAL LAW

CURRENT

2.2.01. CRIMINAL LAW

Appropriations provide for the operation of the Public Prosecutions Division to allow Crown Attorneys to review criminal files, prosecute cases at all levels of court and provide legal opinions to government departments and law enforcement agencies.

01. Salaries	6,374,700	6,470,900	6,295,500
02. Employee Benefits	99,800	117,000	99,800
03. Transportation and Communications	289,400	330,000	336,500
04. Supplies	26,700	39,000	26,700
05. Professional Services	60,000	105,000	60,000
06. Purchased Services	860,000	780,000	900,000
07. Property, Furnishings and Equipment	5,900	15,200	6,500
Amount to be Voted	7,716,500	7,857,100	7,725,000
01. Revenue - Federal	-	(28,600)	(28,600)
Total: Criminal Law	7,716,500	7,828,500	7,696,400
TOTAL: CRIMINAL LAW	7,716,500	7,828,500	7,696,400

JUSTICE

LEGAL AND RELATED SERVICES

	2012-13 Estimates	2011-12 Revised	Budget
	\$	\$	\$
OTHER LEGAL SERVICES			
<i>CURRENT</i>			
2.3.01. LEGAL AID AND RELATED SERVICES			
Appropriations provide for legal assistance to individuals who are financially unable to engage the services of a lawyer. Provision is also made for the Aboriginal Courtwork Program.			
05. Professional Services	1,300	1,300	1,300
10. Grants and Subsidies	14,205,400	14,478,400	14,638,400
Amount to be Voted	14,206,700	14,479,700	14,639,700
01. Revenue - Federal	(2,233,900)	(3,795,100)	(2,233,900)
Total: Legal Aid and Related Services	11,972,800	10,684,600	12,405,800
 2.3.02. COMMISSIONS OF INQUIRY			
Appropriations provide for Commissions of Inquiry, Judicial Reviews and/or other reviews as required.			
06. Purchased Services	1,000	-	1,000
Amount to be Voted	1,000	-	1,000
Total: Commissions of Inquiry	1,000	-	1,000
 2.3.03. OFFICE OF THE CHIEF MEDICAL EXAMINER			
Appropriations provide for the Office of the Chief Medical Examiner which is responsible to the Minister, for the operation of the Fatalities Investigations Act, including the reporting, recording and investigation of all deaths that are reportable under the Act.			
01. Salaries	379,700	456,300	379,700
02. Employee Benefits	4,700	5,200	4,700
03. Transportation and Communications	13,200	14,200	14,200
04. Supplies	3,800	2,500	3,800
05. Professional Services	130,000	150,000	130,000
06. Purchased Services	132,600	222,900	132,600
07. Property, Furnishings and Equipment	2,500	500	2,800
Amount to be Voted	666,500	851,600	667,800
Total: Office of the Chief Medical Examiner	666,500	851,600	667,800

JUSTICE

LEGAL AND RELATED SERVICES

	2012-13	2011-12	
	<u>Estimates</u>	<u>Revised</u>	<u>Budget</u>
	\$	\$	\$
OTHER LEGAL SERVICES (Cont'd)			
<i>CURRENT</i>			
2.3.04. HUMAN RIGHTS			
Appropriations provide for the operation of the Human Rights Commission which administers the Human Rights Act, 2010, conducts educational programs, investigates complaints and provides, where necessary, for a Board of Inquiry.			
01. Salaries	649,400	817,900	823,900
02. Employee Benefits	4,400	13,900	19,400
03. Transportation and Communications	27,200	19,000	54,000
04. Supplies	11,500	15,000	11,500
05. Professional Services	50,000	20,000	50,000
06. Purchased Services	102,100	90,000	102,100
07. Property, Furnishings and Equipment	-	800	-
Amount to be Voted	<u>844,600</u>	<u>976,600</u>	<u>1,060,900</u>
Total: Human Rights	<u>844,600</u>	<u>976,600</u>	<u>1,060,900</u>
2.3.05. OFFICE OF THE PUBLIC TRUSTEE			
Appropriations provide for the operations of the Public Trustee Office which, upon Court Order, administers estates of deceased persons; trusts of minors and mentally disabled persons; and acts as custodian of monies paid into Court.			
01. Salaries	550,800	536,000	545,200
02. Employee Benefits	3,900	1,300	3,900
03. Transportation and Communications	13,900	17,000	15,000
04. Supplies	3,000	3,000	3,000
06. Purchased Services	100,000	100,000	100,000
07. Property, Furnishings and Equipment	2,500	2,800	2,800
Amount to be Voted	<u>674,100</u>	<u>660,100</u>	<u>669,900</u>
02. Revenue - Provincial	<u>(260,000)</u>	<u>(790,700)</u>	<u>(260,000)</u>
Total: Office of the Public Trustee	<u>414,100</u>	<u>(130,600)</u>	<u>409,900</u>
TOTAL: OTHER LEGAL SERVICES	<u>13,899,000</u>	<u>12,382,200</u>	<u>14,545,400</u>

JUSTICE

LEGAL AND RELATED SERVICES

	<u>2012-13</u>	2011-12	
	<u>Estimates</u>	<u>Revised</u>	<u>Budget</u>
	\$	\$	\$
LEGISLATIVE COUNSEL			
<i>CURRENT</i>			
2.4.01. LEGISLATIVE COUNSEL			
Appropriations provide for the drafting of all legislation for the House of Assembly, drafting and supervising the publication of all subordinate legislation, consolidating and revising the statutes of the Province and maintaining the statutes and regulations web site.			
01. Salaries	591,000	559,800	556,100
02. Employee Benefits	7,200	8,000	7,200
03. Transportation and Communications	8,100	9,100	4,100
04. Supplies	900	2,300	900
06. Purchased Services	400	400	400
07. Property, Furnishings and Equipment	400	500	500
Amount to be Voted	<u>608,000</u>	<u>580,100</u>	<u>569,200</u>
Total: Legislative Counsel	<u>608,000</u>	<u>580,100</u>	<u>569,200</u>
TOTAL: LEGISLATIVE COUNSEL	<u>608,000</u>	<u>580,100</u>	<u>569,200</u>
TOTAL: LEGAL AND RELATED SERVICES	<u>39,888,200</u>	<u>39,486,500</u>	<u>41,066,500</u>

JUSTICE

LAW COURTS

	2012-13	2011-12	
	Estimates	Revised	Budget
	\$	\$	\$
SUPREME COURT			
<i>CURRENT</i>			
3.1.01. SUPREME COURT			
Appropriations provide for the operation of the Supreme Court including the Court of Appeal, Trial Division and Family Division.			
01. Salaries	4,709,500	4,777,300	4,614,500
02. Employee Benefits	8,700	11,500	8,700
03. Transportation and Communications	155,700	147,500	163,500
04. Supplies	87,900	114,100	87,900
05. Professional Services	64,400	-	40,800
06. Purchased Services	506,100	140,000	152,500
07. Property, Furnishings and Equipment	30,800	136,200	39,400
Amount to be Voted	5,563,100	5,326,600	5,107,300
01. Revenue - Federal	(15,600)	(15,600)	(15,600)
02. Revenue - Provincial	(12,000)	(187,900)	(12,000)
Total: Supreme Court	5,535,500	5,123,100	5,079,700
TOTAL: SUPREME COURT	5,535,500	5,123,100	5,079,700

PROVINCIAL COURT

CURRENT

3.2.01. PROVINCIAL COURT

Appropriations provide for the operation of the Provincial Court.

01. Salaries	9,195,700	10,353,400	9,636,000
02. Employee Benefits	54,500	54,500	54,500
03. Transportation and Communications	310,300	370,000	345,200
04. Supplies	58,800	68,500	58,800
05. Professional Services	25,000	22,800	10,000
06. Purchased Services	1,244,700	1,243,600	1,279,300
07. Property, Furnishings and Equipment	22,700	73,500	25,200
10. Grants and Subsidies	3,000	8,000	3,000
Amount to be Voted	10,914,700	12,194,300	11,412,000
Total: Provincial Court	10,914,700	12,194,300	11,412,000
TOTAL: PROVINCIAL COURT	10,914,700	12,194,300	11,412,000

JUSTICE

LAW COURTS

	<u>2012-13</u>	2011-12	
	<u>Estimates</u>	<u>Revised</u>	<u>Budget</u>
	\$	\$	\$
COURT FACILITIES			
<i>CAPITAL</i>			
3.3.01. COURT FACILITIES			
Appropriations provide for the planning, design and construction of court facilities.			
06. Purchased Services	<u>450,000</u>	<u>350,000</u>	<u>500,000</u>
Amount to be Voted	<u>450,000</u>	<u>350,000</u>	<u>500,000</u>
Total: Court Facilities	<u>450,000</u>	<u>350,000</u>	<u>500,000</u>
TOTAL: COURT FACILITIES	<u>450,000</u>	<u>350,000</u>	<u>500,000</u>
TOTAL: LAW COURTS	<u>16,900,200</u>	<u>17,667,400</u>	<u>16,991,700</u>

JUSTICE

PUBLIC PROTECTION

	<u>2012-13</u> <u>Estimates</u>	2011-12	
	<u>\$</u>	<u>Revised</u>	<u>Budget</u>
	<u>\$</u>	<u>\$</u>	<u>\$</u>
POLICE PROTECTION			
<i>CURRENT</i>			
4.1.01. ROYAL NEWFOUNDLAND CONSTABULARY			
Appropriations provide for the policing, investigative and administrative services of the Royal Newfoundland Constabulary.			
01. Salaries	42,056,900	41,416,800	42,234,900
02. Employee Benefits	119,800	50,000	119,800
03. Transportation and Communications	1,739,900	2,300,000	1,982,700
04. Supplies	1,373,900	1,685,000	1,373,400
05. Professional Services	83,600	193,100	83,600
06. Purchased Services	1,552,600	1,703,900	1,528,300
07. Property, Furnishings and Equipment	216,800	212,000	240,800
10. Grants and Subsidies	2,000	12,000	12,000
Amount to be Voted	<u>47,145,500</u>	<u>47,572,800</u>	<u>47,575,500</u>
01. Revenue - Federal	(622,600)	(622,600)	(622,600)
02. Revenue - Provincial	(487,600)	(752,000)	(461,700)
Total: Royal Newfoundland Constabulary	<u>46,035,300</u>	<u>46,198,200</u>	<u>46,491,200</u>
4.1.02. ROYAL CANADIAN MOUNTED POLICE			
Appropriations provide for Provincial policing services by the Royal Canadian Mounted Police in accordance with an agreement with the Federal Government.			
04. Supplies	11,300	16,000	11,300
05. Professional Services	71,127,200	65,442,500	65,261,400
06. Purchased Services	20,000	12,000	20,000
Amount to be Voted	<u>71,158,500</u>	<u>65,470,500</u>	<u>65,292,700</u>
01. Revenue - Federal	(550,000)	(550,000)	(550,000)
02. Revenue - Provincial	(78,000)	(148,900)	(78,000)
Total: Royal Canadian Mounted Police	<u>70,530,500</u>	<u>64,771,600</u>	<u>64,664,700</u>

JUSTICE

PUBLIC PROTECTION

	2012-13	2011-12	
	Estimates	Revised	Budget
	\$	\$	\$
POLICE PROTECTION (Cont'd)			
<i>CURRENT</i>			
4.1.03. PUBLIC COMPLAINTS COMMISSION			
Appropriations provide for the review of public complaints submitted against members of the Royal Newfoundland Constabulary.			
01. Salaries	91,000	108,400	90,900
02. Employee Benefits	400	1,100	400
03. Transportation and Communications	6,900	7,200	7,900
04. Supplies	1,500	2,200	1,500
05. Professional Services	140,000	182,000	140,000
06. Purchased Services	44,600	44,600	44,600
07. Property, Furnishings and Equipment	600	700	700
Amount to be Voted	285,000	346,200	286,000
Total: Public Complaints Commission	285,000	346,200	286,000
<i>CAPITAL</i>			
4.1.04. ROYAL NEWFOUNDLAND CONSTABULARY			
Appropriations provide for planning and construction of new facilities and/or extension/redevelopment of existing facilities.			
05. Professional Services	-	280,000	-
06. Purchased Services	20,250,000	14,500,000	16,930,000
07. Property, Furnishings and Equipment	-	43,200	-
Amount to be Voted	20,250,000	14,823,200	16,930,000
Total: Royal Newfoundland Constabulary	20,250,000	14,823,200	16,930,000
TOTAL: POLICE PROTECTION	137,100,800	126,139,200	128,371,900

JUSTICE

PUBLIC PROTECTION

	<u>2012-13</u> <u>Estimates</u>	2011-12	
	<u>\$</u>	<u>Revised</u>	<u>Budget</u>
		<u>\$</u>	<u>\$</u>
CORRECTIONS AND COMMUNITY SERVICES			
<i>CURRENT</i>			
4.2.01. ADULT CORRECTIONS			
Appropriations provide for the operation of community-based correctional programming (i.e probation services), custody, security and control of inmates in correctional centres and short-term holding facilities. Provision is also made for assistance to victims of crime in the form of information, support and counselling services.			
01. Salaries	28,403,500	28,252,100	29,482,900
02. Employee Benefits	43,300	5,000	41,400
03. Transportation and Communications	627,600	730,000	622,800
04. Supplies	1,633,900	1,400,000	1,631,800
05. Professional Services	705,600	1,000,500	705,600
06. Purchased Services	5,658,400	5,150,000	5,951,400
07. Property, Furnishings and Equipment	95,900	253,400	150,900
10. Grants and Subsidies	95,000	95,000	95,000
Amount to be Voted	<u>37,263,200</u>	<u>36,886,000</u>	<u>38,681,800</u>
01. Revenue - Federal	(5,493,900)	(5,726,400)	(3,584,000)
02. Revenue - Provincial	(564,000)	(631,500)	(564,000)
Total: Adult Corrections	<u>31,205,300</u>	<u>30,528,100</u>	<u>34,533,800</u>
4.2.02. YOUTH SECURE CUSTODY			
Appropriations provide for the secure custody and temporary detention of young offenders. Rehabilitative programs include recreational, vocational and academic activities as well as social work and other treatment services.			
01. Salaries	6,502,900	6,387,000	6,500,400
02. Employee Benefits	5,000	5,000	10,000
03. Transportation and Communications	69,900	59,300	79,900
04. Supplies	331,000	271,000	131,000
05. Professional Services	251,700	210,000	416,700
06. Purchased Services	54,200	30,700	306,200
07. Property, Furnishings and Equipment	28,800	107,000	32,000
Amount to be Voted	<u>7,243,500</u>	<u>7,070,000</u>	<u>7,476,200</u>
01. Revenue - Federal	(2,923,600)	(2,923,600)	(2,923,600)
Total: Youth Secure Custody	<u>4,319,900</u>	<u>4,146,400</u>	<u>4,552,600</u>
TOTAL: CORRECTIONS AND COMMUNITY SERVICES	<u>35,525,200</u>	<u>34,674,500</u>	<u>39,086,400</u>
TOTAL: PUBLIC PROTECTION	<u>172,626,000</u>	<u>160,813,700</u>	<u>167,458,300</u>

JUSTICE

FISH AND WILDLIFE ENFORCEMENT

	<u>2012-13</u> <u>Estimates</u>	2011-12	
	<u>\$</u>	<u>Revised</u>	<u>Budget</u>
	<u>\$</u>	<u>\$</u>	<u>\$</u>
FISH AND WILDLIFE ENFORCEMENT			
<i>CURRENT</i>			
5.1.01. FISH AND WILDLIFE ENFORCEMENT			
Appropriations provide for the operation of the Fish and Wildlife Enforcement Division which encompasses the conservation and protection of inland fish and provincial wildlife, and wildlife related public safety.			
01. Salaries	4,291,000	3,512,000	4,172,400
02. Employee Benefits	89,300	2,500	89,300
03. Transportation and Communications	558,300	375,000	611,100
04. Supplies	375,800	819,500	430,500
06. Purchased Services	1,693,000	790,000	1,208,000
07. Property, Furnishings and Equipment	491,000	870,000	642,000
10. Grants and Subsidies	10,000	10,000	15,000
Amount to be Voted	<u>7,508,400</u>	<u>6,379,000</u>	<u>7,168,300</u>
Total: Fish and Wildlife Enforcement	<u>7,508,400</u>	<u>6,379,000</u>	<u>7,168,300</u>
TOTAL: FISH AND WILDLIFE ENFORCEMENT	<u>7,508,400</u>	<u>6,379,000</u>	<u>7,168,300</u>
TOTAL: DEPARTMENT	<u>244,875,900</u>	<u>233,677,700</u>	<u>240,439,300</u>



MUNICIPAL AFFAIRS

HON. KEVIN O'BRIEN
Minister
Confederation Building

SANDRA BARNES
Deputy Minister
Confederation Building

MIKE SAMSON
Chief Executive Officer
Fire and Emergency Services Agency
25 Hallett Crescent

The Department of Municipal Affairs supports the financial stability and viability of municipalities and the efficient and effective delivery of municipal services. It assists municipalities in meeting their infrastructure needs and provides financial and administrative tools to support sound municipal governance.

These goals are achieved through programs aimed at strengthening local governance, providing operational support and administering grants and subsidies for community infrastructure, and providing technical, financial and land use planning support for the development of municipal infrastructure.

The Fire and Emergency Services Agency is responsible for coordinating overall provincial efforts in the areas of fire and emergency services. The Agency works in partnership with other public, private and volunteer sector organizations to develop and maintain a fire and emergency management system in Newfoundland and Labrador to mitigate against, prepare for, respond to and recover from fires and other major emergencies and disasters.

PROGRAM FUNDING SUMMARY

FISCAL YEAR 2012-13

(Gross Expenditure)

Program	Current	Capital	Total
	\$	\$	\$
Executive and Support Services	2,641,000	20,000	2,661,000
Services to Municipalities	5,317,000	-	5,317,000
Assistance and Infrastructure	56,140,600	188,754,300	244,894,900
Fire and Emergency Services Agency	3,940,600	12,700,000	16,640,600
TOTAL: PROGRAM ESTIMATES	68,039,200	201,474,300	269,513,500

SUMMARY OF EXPENDITURE AND RELATED REVENUE

FISCAL YEAR 2012-13

Gross Expenditure			
Amount Voted			\$269,513,500
Less: Related Revenue			
Current		(1,439,000)	
Capital		(84,612,700)	(86,051,700)
NET EXPENDITURE (Current and Capital)			\$183,461,800

MUNICIPAL AFFAIRS

EXECUTIVE AND SUPPORT SERVICES

	2012-13	2011-12	
	Estimates	Revised	Budget
	\$	\$	\$
MINISTER'S OFFICE			
<i>CURRENT</i>			
1.1.01. MINISTER'S OFFICE			
Appropriations provide for the operating costs of the Minister's Office.			
01. Salaries	242,900	237,000	245,100
02. Employee Benefits	1,000	-	1,000
03. Transportation and Communications	44,900	92,900	44,900
04. Supplies	5,400	1,200	5,400
05. Professional Services	-	3,000	-
06. Purchased Services	8,700	2,500	8,700
07. Property, Furnishings and Equipment	-	2,600	-
Amount to be Voted	302,900	339,200	305,100
Total: Minister's Office	302,900	339,200	305,100
TOTAL: MINISTER'S OFFICE	302,900	339,200	305,100

GENERAL ADMINISTRATION

CURRENT

1.2.01. EXECUTIVE SUPPORT

Appropriations provide for the senior planning and direction of the Department, including the establishment and evaluation of policies and objectives.

01. Salaries	803,600	765,800	786,800
02. Employee Benefits	2,000	3,000	2,000
03. Transportation and Communications	51,400	43,200	51,400
04. Supplies	9,000	9,500	9,000
06. Purchased Services	9,000	6,500	9,000
07. Property, Furnishings and Equipment	-	4,600	-
Amount to be Voted	875,000	832,600	858,200
Total: Executive Support	875,000	832,600	858,200

MUNICIPAL AFFAIRS

EXECUTIVE AND SUPPORT SERVICES

	2012-13	2011-12	
	Estimates	Revised	Budget
	\$	\$	\$
GENERAL ADMINISTRATION (Cont'd)			
<i>CURRENT</i>			
1.2.02. ADMINISTRATIVE SUPPORT			
Appropriations provide for the administrative activities of the Department.			
01. Salaries	112,000	111,700	80,200
02. Employee Benefits	13,000	25,000	13,000
03. Transportation and Communications	49,800	49,800	49,800
04. Supplies	34,900	34,900	34,900
06. Purchased Services	43,100	58,000	43,100
07. Property, Furnishings and Equipment	10,500	11,800	12,500
Amount to be Voted	263,300	291,200	233,500
02. Revenue - Provincial	(5,000)	(5,000)	(5,000)
Total: Administrative Support	258,300	286,200	228,500
1.2.03. STRATEGIC FINANCIAL MANAGEMENT			
Appropriations provide for the operation of the Strategic Financial Management Division within the Department, which functions as a shared service providing financial management and general operations services to the Department of Environment and Conservation, Innovation, Business and Rural Development, Municipal Affairs, and Tourism, Culture and Recreation, Service Newfoundland and Labrador and to the Government Purchasing Agency and Fire and Emergency Services.			
01. Salaries	1,150,800	1,065,300	1,150,800
02. Employee Benefits	9,500	1,200	12,000
03. Transportation and Communications	14,000	6,500	18,000
04. Supplies	15,000	12,000	10,000
06. Purchased Services	7,500	1,000	5,000
07. Property, Furnishings and Equipment	3,000	7,500	5,000
Amount to be Voted	1,199,800	1,093,500	1,200,800
Total: Strategic Financial Management	1,199,800	1,093,500	1,200,800
<i>CAPITAL</i>			
1.2.04. ADMINISTRATIVE SUPPORT			
Appropriations provide for the purchase of tangible capital assets.			
07. Property, Furnishings and Equipment	20,000	27,700	20,000
Amount to be Voted	20,000	27,700	20,000
Total: Administrative Support	20,000	27,700	20,000
TOTAL: GENERAL ADMINISTRATION	2,353,100	2,240,000	2,307,500
TOTAL: EXECUTIVE AND SUPPORT SERVICES	2,656,000	2,579,200	2,612,600

MUNICIPAL AFFAIRS

SERVICES TO MUNICIPALITIES

	2012-13	2011-12	
	Estimates	Revised	Budget
	\$	\$	\$
REGIONAL AND FINANCIAL SUPPORT SERVICES			
<i>CURRENT</i>			
2.1.01. REGIONAL SUPPORT			
Appropriations provide for various support and inspection services to municipalities and local service districts to ensure sound financial management and administrative practices, program design and implementation, municipal training and the administration of regional services to municipalities.			
01. Salaries	1,386,400	1,288,500	1,383,900
02. Employee Benefits	3,700	7,400	3,700
03. Transportation and Communications	124,900	162,000	148,900
04. Supplies	7,200	14,000	7,200
05. Professional Services	-	8,300	-
06. Purchased Services	100,600	72,000	100,600
07. Property, Furnishings and Equipment	-	7,200	-
10. Grants and Subsidies	79,500	79,500	79,500
Amount to be Voted	1,702,300	1,638,900	1,723,800
02. Revenue - Provincial	(169,000)	(153,400)	(169,000)
Total: Regional Support	1,533,300	1,485,500	1,554,800
2.1.02. MUNICIPAL FINANCE			
Appropriations provide for the administration of programs such as municipal grants, water and sewer subsidies, the review of municipal budgets and financial statements and the administration of capital debt.			
01. Salaries	379,100	398,300	378,000
02. Employee Benefits	100	200	100
03. Transportation and Communications	7,500	5,800	7,800
04. Supplies	2,600	2,600	2,600
06. Purchased Services	8,000	100	8,000
07. Property, Furnishings and Equipment	-	1,600	-
Amount to be Voted	397,300	408,600	396,500
Total: Municipal Finance	397,300	408,600	396,500
TOTAL: REGIONAL AND FINANCIAL SUPPORT SERVICES	1,930,600	1,894,100	1,951,300

MUNICIPAL AFFAIRS

SERVICES TO MUNICIPALITIES

	2012-13	2011-12	
	Estimates	Revised	Budget
	\$	\$	\$
POLICY AND STRATEGIC PLANNING			
<i>CURRENT</i>			
2.2.01. POLICY AND STRATEGIC PLANNING			
Appropriations provide for the policy and planning function of the Department, support to municipalities undertaking regional cooperation initiatives and coordination of the Department's legislative program.			
01. Salaries	617,800	615,000	616,200
02. Employee Benefits	1,200	1,200	1,200
03. Transportation and Communications	20,000	19,200	21,500
04. Supplies	8,100	6,100	8,100
05. Professional Services	120,000	107,500	20,000
06. Purchased Services	3,500	2,000	3,500
07. Property, Furnishings and Equipment	-	2,700	-
10. Grants and Subsidies	50,000	50,000	50,000
Amount to be Voted	820,600	803,700	720,500
Total: Policy and Strategic Planning	820,600	803,700	720,500
TOTAL: POLICY AND STRATEGIC PLANNING	820,600	803,700	720,500

ENGINEERING AND LAND USE PLANNING

CURRENT

2.3.01. ENGINEERING SERVICES

Appropriations provide for technical and administrative assistance, supervision of engineering design, project implementation as well as direction on municipal capital works projects, industrial and community water services and other engineering activities.

01. Salaries	658,800	659,200	726,800
02. Employee Benefits	1,500	4,300	1,500
03. Transportation and Communications	37,800	75,000	39,800
04. Supplies	4,000	4,500	4,000
05. Professional Services	78,200	19,200	78,200
06. Purchased Services	5,500	2,500	5,500
07. Property, Furnishings and Equipment	1,500	2,800	1,500
Amount to be Voted	787,300	767,500	857,300
02. Revenue - Provincial	(438,000)	(440,700)	(438,000)
Total: Engineering Services	349,300	326,800	419,300

MUNICIPAL AFFAIRS

SERVICES TO MUNICIPALITIES

	2012-13	2011-12	
	Estimates	Revised	Budget
	\$	\$	\$
ENGINEERING AND LAND USE PLANNING			
(Cont'd)			
<i>CURRENT</i>			
2.3.02. INDUSTRIAL WATER SERVICES			
Appropriations provide for the maintenance and operation of Provincially-owned industrial fresh and salt water systems in the Province and are partially recovered through the collection of associated fees.			
01. Salaries	170,700	130,000	170,700
02. Employee Benefits	300	-	300
03. Transportation and Communications	16,000	25,500	18,000
04. Supplies	1,000	16,000	1,000
05. Professional Services	94,800	85,000	94,800
06. Purchased Services	600,000	585,000	600,000
07. Property, Furnishings and Equipment	-	400	-
Amount to be Voted	882,800	841,900	884,800
02. Revenue - Provincial	(714,300)	-	(714,300)
Total: Industrial Water Services	168,500	841,900	170,500
2.3.03. URBAN AND RURAL PLANNING			
Appropriations provide for developing and implementing policies, providing advice and training to municipalities, preparing municipal and other plans, undertaking research and planning studies, and investigating boundary changes and incorporations.			
01. Salaries	665,400	639,400	495,100
02. Employee Benefits	5,000	6,000	5,000
03. Transportation and Communications	18,100	42,000	18,100
04. Supplies	13,000	6,100	13,000
05. Professional Services	17,000	87,000	17,000
06. Purchased Services	8,200	8,100	8,200
07. Property, Furnishings and Equipment	-	4,500	-
Amount to be Voted	726,700	793,100	556,400
02. Revenue - Provincial	(5,200)	(8,200)	(5,200)
Total: Urban and Rural Planning	721,500	784,900	551,200
TOTAL: ENGINEERING AND LAND USE PLANNING	1,239,300	1,953,600	1,141,000
TOTAL: SERVICES TO MUNICIPALITIES	3,990,500	4,651,400	3,812,800

MUNICIPAL AFFAIRS

ASSISTANCE AND INFRASTRUCTURE

	2012-13 <u>Estimates</u> \$	2011-12 <u>Revised</u> \$	<u>Budget</u> \$
FINANCIAL ASSISTANCE			
<i>CURRENT</i>			
3.1.01. MUNICIPAL DEBT SERVICING			
Appropriations provide for the payment of Provincial contributions towards interest charges and other expenses on municipal debt relating to water and sewer systems, road construction and paving, recreation facilities and other improvement projects.			
10. Grants and Subsidies	<u>7,807,600</u>	<u>10,289,800</u>	<u>9,896,600</u>
Amount to be Voted	<u>7,807,600</u>	<u>10,289,800</u>	<u>9,896,600</u>
Total: Municipal Debt Servicing	<u>7,807,600</u>	<u>10,289,800</u>	<u>9,896,600</u>
3.1.02. MUNICIPAL DEBT SERVICING - PRINCIPAL			
Appropriations provide for the payment of Provincial contributions towards principal owing on municipal infrastructure projects related to water and sewer systems, road construction and paving projects, recreation facilities and other improvement projects and for debt relief and other supports to municipalities.			
10. Grants and Subsidies	<u>23,423,400</u>	<u>33,661,000</u>	<u>26,320,000</u>
Amount to be Voted	<u>23,423,400</u>	<u>33,661,000</u>	<u>26,320,000</u>
Total: Municipal Debt Servicing - Principal	<u>23,423,400</u>	<u>33,661,000</u>	<u>26,320,000</u>
3.1.03. MUNICIPAL OPERATING GRANTS			
Appropriations provide for the payment of operating grants to municipalities.			
10. Grants and Subsidies	<u>17,850,000</u>	<u>27,050,000</u>	<u>22,450,000</u>
Amount to be Voted	<u>17,850,000</u>	<u>27,050,000</u>	<u>22,450,000</u>
Total: Municipal Operating Grants	<u>17,850,000</u>	<u>27,050,000</u>	<u>22,450,000</u>
3.1.04. SPECIAL ASSISTANCE			
Appropriations provide for the payment of special assistance grants and other payments to municipalities and other entities.			
05. Professional Services	<u>375,000</u>	-	<u>400,000</u>
10. Grants and Subsidies	<u>1,629,800</u>	<u>2,226,300</u>	<u>2,171,300</u>
Amount to be Voted	<u>2,004,800</u>	<u>2,226,300</u>	<u>2,571,300</u>
Total: Special Assistance	<u>2,004,800</u>	<u>2,226,300</u>	<u>2,571,300</u>

MUNICIPAL AFFAIRS

ASSISTANCE AND INFRASTRUCTURE

	2012-13 Estimates	2011-12 Revised	Budget
	\$	\$	\$
FINANCIAL ASSISTANCE (Cont'd)			
<i>CURRENT</i>			
3.1.05. COMMUNITY ENHANCEMENT			
Appropriations provide for assistance to community and other groups in order to undertake community enhancement and other projects.			
01. Salaries	406,700	395,000	371,700
02. Employee Benefits	1,500	-	1,500
03. Transportation and Communications	7,500	4,000	33,000
04. Supplies	12,500	4,000	9,500
05. Professional Services	50,000	30,000	60,000
06. Purchased Services	3,000	500	3,000
07. Property, Furnishings and Equipment	1,600	2,500	5,000
10. Grants and Subsidies	4,572,000	9,200,000	4,572,000
Amount to be Voted	5,054,800	9,636,000	5,055,700
Total: Community Enhancement	5,054,800	9,636,000	5,055,700
TOTAL: FINANCIAL ASSISTANCE	56,140,600	82,863,100	66,293,600

MUNICIPAL INFRASTRUCTURE

CAPITAL

3.2.01. MUNICIPAL INFRASTRUCTURE

Appropriations provide for expenditures for municipal infrastructure projects related to water and sewer systems, road construction and paving projects, recreation facilities and other improvement projects and for debt relief and other support to municipalities.

01. Salaries	2,181,500	2,149,100	2,107,200
02. Employee Benefits	6,800	11,000	6,800
03. Transportation and Communications	376,700	250,000	416,700
04. Supplies	13,400	19,500	13,400
05. Professional Services	500,000	455,800	511,100
06. Purchased Services	33,500	25,000	56,700
07. Property, Furnishings and Equipment	22,300	36,700	22,300
10. Grants and Subsidies	97,354,200	79,900,000	77,100,000
Amount to be Voted	100,488,400	82,847,100	80,234,200
Total: Municipal Infrastructure	100,488,400	82,847,100	80,234,200

MUNICIPAL AFFAIRS

ASSISTANCE AND INFRASTRUCTURE

	2012-13	2011-12	
	Estimates	Revised	Budget
	\$	\$	\$
MUNICIPAL INFRASTRUCTURE (Cont'd)			
<i>CAPITAL</i>			
3.2.02. FEDERAL/PROVINCIAL INFRASTRUCTURE PROGRAMS			
Appropriations provide for expenditures related to projects approved under the Canada/Newfoundland and Labrador Infrastructure Program, Canada/Newfoundland and Labrador Municipal Rural Infrastructure Fund, the Canada Strategic Infrastructure Fund and the Building Canada Fund.			
10. Grants and Subsidies	<u>52,176,900</u>	<u>83,600,000</u>	<u>117,515,000</u>
Amount to be Voted	<u>52,176,900</u>	<u>83,600,000</u>	<u>117,515,000</u>
01. Revenue - Federal	<u>(17,400,000)</u>	<u>(32,053,000)</u>	<u>(41,815,000)</u>
Total: Federal/Provincial Infrastructure Programs	<u>34,776,900</u>	<u>51,547,000</u>	<u>75,700,000</u>
3.2.03. CANADA/NEWFOUNDLAND AND LABRADOR GAS TAX PROGRAM			
Appropriations provide for expenditures related to projects approved under the Canada/Newfoundland and Labrador Gas Tax Program.			
01. Salaries	<u>250,000</u>	242,600	250,000
02. Employee Benefits	-	1,100	-
03. Transportation and Communications	<u>25,000</u>	20,000	25,000
04. Supplies	<u>5,000</u>	7,000	5,000
05. Professional Services	<u>25,000</u>	25,000	25,000
06. Purchased Services	<u>45,000</u>	500	45,000
07. Property, Furnishings and Equipment	-	1,500	-
10. Grants and Subsidies	<u>35,739,000</u>	<u>15,000,000</u>	<u>29,739,000</u>
Amount to be Voted	<u>36,089,000</u>	<u>15,297,700</u>	<u>30,089,000</u>
01. Revenue - Federal	<u>(31,166,000)</u>	<u>(31,166,000)</u>	<u>(31,166,000)</u>
Total: Canada/Newfoundland and Labrador Gas Tax Program	<u>4,923,000</u>	<u>(15,868,300)</u>	<u>(1,077,000)</u>
TOTAL: MUNICIPAL INFRASTRUCTURE	<u>140,188,300</u>	<u>118,525,800</u>	<u>154,857,200</u>
TOTAL: ASSISTANCE AND INFRASTRUCTURE	<u>196,328,900</u>	<u>201,388,900</u>	<u>221,150,800</u>

MUNICIPAL AFFAIRS

FIRE AND EMERGENCY SERVICES AGENCY

	2012-13 Estimates	2011-12 Revised	Budget
	\$	\$	\$
FIRE AND EMERGENCY SERVICES AGENCY			
<i>CURRENT</i>			
4.1.01. EXECUTIVE SUPPORT			
Appropriations provide for senior strategic planning and direction of the Agency, including the establishment and evaluation of policies and objectives.			
01. Salaries	595,800	641,200	622,900
02. Employee Benefits	6,000	5,000	10,000
03. Transportation and Communications	50,000	62,000	90,000
04. Supplies	14,000	18,000	10,000
05. Professional Services	150,000	180,900	250,000
06. Purchased Services	408,900	400,000	378,900
07. Property, Furnishings and Equipment	11,000	21,000	35,000
Amount to be Voted	1,235,700	1,328,100	1,396,800
Total: Executive Support	1,235,700	1,328,100	1,396,800

4.1.02. FIRE SERVICES

Appropriations provide for the operation of the Fire Services Division including operation of the Fire Commissioner's Office, inspection services related to fire protection and life safety, education and training programs, providing financial assistance to municipalities for fire protection services, as well as insurance and workers' compensation premiums on behalf of volunteer fire departments.

01. Salaries	649,400	632,400	598,100
02. Employee Benefits	8,000	7,000	4,000
03. Transportation and Communications	124,200	155,000	96,000
04. Supplies	72,300	62,000	38,300
05. Professional Services	2,000	-	2,000
06. Purchased Services	254,300	242,000	214,300
07. Property, Furnishings and Equipment	2,300	2,500	6,800
09. Allowances and Assistance	190,000	179,600	190,000
10. Grants and Subsidies	626,500	1,126,500	1,126,500
Amount to be Voted	1,929,000	2,407,000	2,276,000
Total: Fire Services	1,929,000	2,407,000	2,276,000

MUNICIPAL AFFAIRS

FIRE AND EMERGENCY SERVICES AGENCY

	2012-13 Estimates	2011-12 Revised	Budget
	\$	\$	\$
FIRE AND EMERGENCY SERVICES AGENCY (Cont'd)			
<i>CURRENT</i>			
4.1.03. EMERGENCY SERVICES			
Appropriations provide for the operation of the Emergency Services Division including the development and maintenance of effective provincial emergency preparedness, response and recovery measures as well as planning and coordinating Federal, Provincial and Municipal resources to respond to large scale civil emergencies and disasters occurring in the Province.			
01. Salaries	403,600	504,500	581,700
02. Employee Benefits	2,000	2,500	6,000
03. Transportation and Communications	146,000	161,000	161,000
04. Supplies	48,500	33,000	28,500
05. Professional Services	19,400	-	19,400
06. Purchased Services	40,400	27,000	20,400
07. Property, Furnishings and Equipment	10,000	8,500	33,000
Amount to be Voted	669,900	736,500	850,000
02. Revenue - Provincial	(1,500)	(1,500)	(1,500)
Total: Emergency Services	668,400	735,000	848,500

4.1.04. JOINT EMERGENCY PREPAREDNESS PROJECTS

Appropriations provide for financial assistance to Provincial and Municipal organizations to purchase emergency response equipment and undertake projects aimed at enhancing the national emergency response capability. Expenditures are fully recoverable from the Federal Government.

10. Grants and Subsidies	106,000	15,400	282,000
Amount to be Voted	106,000	15,400	282,000
01. Revenue - Federal	(106,000)	(60,100)	(282,000)
Total: Joint Emergency Preparedness Projects	-	(44,700)	-

MUNICIPAL AFFAIRS

FIRE AND EMERGENCY SERVICES AGENCY

	2012-13 Estimates	2011-12 Revised	Budget
	\$	\$	\$
FIRE AND EMERGENCY SERVICES AGENCY (Cont'd)			
<i>CAPITAL</i>			
4.1.05. DISASTER ASSISTANCE			
Appropriations provide for the restoration of property, land, buildings and other assets in the event of a disaster and related administrative costs. These expenditures may be partially recovered from the Federal Government.			
01. Salaries	350,000	426,700	350,000
03. Transportation and Communications	-	13,500	-
04. Supplies	-	9,000	-
05. Professional Services	-	1,850,000	-
06. Purchased Services	-	4,000,000	-
10. Grants and Subsidies	10,650,000	6,000,000	23,150,000
Amount to be Voted	11,000,000	12,299,200	23,500,000
01. Revenue - Federal	<u>(36,046,700)</u>	<u>(3,681,600)</u>	<u>(31,393,500)</u>
Total: Disaster Assistance	<u>(25,046,700)</u>	<u>8,617,600</u>	<u>(7,893,500)</u>
4.1.06. FIRE PROTECTION INFRASTRUCTURE			
Appropriations provide for assisting municipalities and volunteer fire departments with the procurement of primary and auxiliary fire protection equipment/vehicles.			
10. Grants and Subsidies	1,700,000	3,896,000	3,900,000
Amount to be Voted	1,700,000	3,896,000	3,900,000
Total: Fire Protection Infrastructure	<u>1,700,000</u>	<u>3,896,000</u>	<u>3,900,000</u>
TOTAL: FIRE AND EMERGENCY SERVICES AGENCY	<u>(19,513,600)</u>	<u>16,939,000</u>	<u>527,800</u>
TOTAL: FIRE AND EMERGENCY SERVICES AGENCY	<u>(19,513,600)</u>	<u>16,939,000</u>	<u>527,800</u>
TOTAL: DEPARTMENT	<u>183,461,800</u>	<u>225,558,500</u>	<u>228,104,000</u>



NEWFOUNDLAND AND LABRADOR HOUSING CORPORATION

HON. THOMAS J. HEDDERSON
Minister
Confederation Building

LEN SIMMS
Chair and Chief Executive Officer
Newfoundland and Labrador Housing Corporation
2 Canada Drive

In keeping with the Social Housing Plan for Newfoundland and Labrador, the strategic directions for Newfoundland and Labrador Housing Corporation include working with partners so that housing assistance is part of an integrated approach to well-being and community building, allocating resources to assist those with the greatest housing need and providing housing assistance that is responsive to client needs. In response, Newfoundland Labrador Housing Corporation's goals and objectives for 2012/2013 address changing housing needs among low and moderate income households across the province.

The grant indicated represents the Provincial share of the total expenditure of the Corporation. The programs being delivered are also funded through: block funding from the Federal Government through its housing agency, Canada Mortgage and Housing Corporation, under the 1997 Canada/Newfoundland Social Housing Agreement; Rental Revenue; cost-shared Provincial Home Repair and Affordable Housing Programs; or by the Newfoundland and Labrador Housing Corporation through bank loans and program revenues.

PROGRAM FUNDING SUMMARY

FISCAL YEAR 2012-13

(Gross Expenditure)

Program	Current
	\$
Housing	56,123,600
TOTAL: PROGRAM ESTIMATES	<u>56,123,600</u>

SUMMARY OF EXPENDITURE

FISCAL YEAR 2012-13

Gross Expenditure	
Amount Voted	<u>\$56,123,600</u>
NET EXPENDITURE (Current)	<u>\$56,123,600</u>

NEWFOUNDLAND AND LABRADOR HOUSING CORPORATION

HOUSING

	2012-13 <u>Estimates</u>	2011-12	
	<u>\$</u>	<u>Revised</u>	<u>Budget</u>
	\$	\$	\$
HOUSING OPERATIONS AND ASSISTANCE			
<i>CURRENT</i>			
1.1.01. HOUSING OPERATIONS AND ASSISTANCE			
Appropriations provide for the Provincial contribution for various housing assistance programs that enable persons to reside in rental units or to rehabilitate their own residences.			
10. Grants and Subsidies	<u>56,123,600</u>	51,239,300	51,239,300
Amount to be Voted	<u>56,123,600</u>	51,239,300	51,239,300
Total: Housing Operations and Assistance	<u>56,123,600</u>	51,239,300	51,239,300
<i>CAPITAL</i>			
1.1.02. HOUSING OPERATIONS AND ASSISTANCE			
Appropriations provided for the Provincial contribution for various housing assistance programs of a capital nature that enable persons to reside in rental units or to rehabilitate their own residences.			
10. Grants and Subsidies	-	1,200,000	1,200,000
Amount to be Voted	-	1,200,000	1,200,000
Total: Housing Operations and Assistance	-	1,200,000	1,200,000
TOTAL: HOUSING OPERATIONS AND ASSISTANCE	<u>56,123,600</u>	52,439,300	52,439,300
TOTAL: HOUSING	<u>56,123,600</u>	52,439,300	52,439,300
TOTAL: NEWFOUNDLAND AND LABRADOR HOUSING CORPORATION	<u>56,123,600</u>	52,439,300	52,439,300

**APPENDICES
TO THE
ESTIMATES OF THE
PROGRAM EXPENDITURE AND
REVENUE OF THE
CONSOLIDATED REVENUE FUND
2012-13**

APPENDIX I
**NEWFOUNDLAND AND LABRADOR
CONSOLIDATED REVENUE FUND
ESTIMATE OF TAX EXPENDITURES**

The principal function of the tax system is to raise revenues necessary to fund government programs and services. The tax system is an instrument of policy that serves to advance a wide range of economic, social and other public policy objectives. Measures that reflect such objectives include exemptions, deductions, rebates, deferrals and credits, and are typically referred to as tax expenditures. Tax expenditures are foregone revenues and serve as alternatives to direct program spending. Tax expenditures and other benefits listed below are separated into five sections: personal income tax and benefits, corporate income tax, sales tax, fuel tax and tobacco tax.

	2012-13 Estimates	2011-12 Revised	2011-12 Estimates
	(\$ Millions)		
Personal Income Tax and Benefits			
Child Benefit	7.7	7.7	8.3
Child Care Tax Credit	2.9	3.0	3.0
Direct Equity Tax Credit	0.1	0.1	0.1
Home Heating Rebate	17.0	17.0	17.0
HST Credit	4.1	4.1	4.4
Labour Sponsored Venture Capital Tax Credit	0.1	0.1	0.1
Low Income Tax Reduction	9.9	10.1	11.0
Political Contributions Tax Credit	0.1	0.1	0.1
Progressive Family Growth and Parental Leave Benefits	10.0	10.0	10.6
Resort Property Tax Credit	3.1	-	-
Seniors' Benefit	36.2	33.9	38.3
Volunteer Firefighters' Tax Credit	1.4	1.4	1.4
Corporate Income Tax			
EDGE Remissions	0.5	0.7	0.2
Film and Video Industry Tax Credit	4.7	4.0	5.9
Manufacturing and Processing Profits Tax Rate Reduction	6.5	6.5	6.3
Research and Development Tax Credit	7.4	7.4	8.1
Small Business Tax Rate Reduction	69.0	64.0	50.0
Sales Tax			
Book Rebate	5.7	5.5	6.1
Labrador Building Materials Rebate	1.4	1.2	0.9
Residential Energy Rebate	38.0	30.0	30.0
Fuel Tax			
Exemptions for Electricity Generation	1.7	1.8	3.3
Exemptions for Marine, Farming and Logging Sectors (i)	3.1	3.1	5.0
Exemptions for Municipal Governments	0.4	0.4	0.4
Other Exemptions (ii)	1.4	1.4	0.6
Tobacco Tax			
Labrador Border Zones Reduced Rates	3.2	3.2	2.8

Notes: (i) Marine exemptions are provided for activities related to aquaculture, fishing and certain prescribed vessels.

(ii) Exemptions provided for prescribed activities including certain international flights, mineral exploration, quarries, rock crushing and screening aggregates, saw mills, visiting forces and remote stores.

APPENDIX II
**NEWFOUNDLAND AND LABRADOR
CONSOLIDATED REVENUE FUND
SUMMARY OF SALARY COSTS BY DEPARTMENT
2012-13 and 2011-12 Revised**

	2012-13 Estimates	2011-12 Revised
DEPARTMENT	(\$)	(\$)
Executive Council	51,826,200	47,994,000
Finance	28,838,800	23,307,700
Public Service Commission	3,354,100	3,794,900
Service Newfoundland and Labrador	32,615,700	31,235,600
Transportation and Works	108,554,900	106,168,700
Legislature	18,853,800	21,626,900
Advanced Education and Skills	50,131,600	51,392,600
Environment and Conservation	25,806,800	25,244,700
Fisheries and Aquaculture	9,695,100	8,973,800
Innovation, Business and Rural Development	16,107,000	16,645,400
Natural Resources	43,658,200	43,373,100
Tourism, Culture and Recreation	10,423,700	10,615,300
Child, Youth and Family Services	62,475,100	26,185,300
Education	11,053,600	11,322,200
Health and Community Services	20,315,400	19,010,500
Justice	122,108,900	121,964,200
Municipal Affairs	11,024,500	10,901,700
TOTAL	<u>626,843,400</u>	<u>579,756,600</u>
Less: Capital Account Salary Expenditure	<u>16,826,100</u>	<u>13,088,500</u>
Total: Current Account Salary Expenditure	<u><u>610,017,300</u></u>	<u><u>566,668,100</u></u>

APPENDIX III
NEWFOUNDLAND AND LABRADOR
PUBLIC SECTOR DEBT (i)
2008 to 2012

	2012*	Five Years ending March 31			2008
		2011	2010	2009	
		(Millions of dollars)			
Provincial Direct Debt:					
Payable in Canadian Dollars	3,879.6	4,194.3	4,404.6	4,660.5	4,910.5
Due Government of Canada	606.5	647.3	687.9	733.1	806.2
Payable in U.S. Dollars (ii)	1,047.4	1,018.1	1,066.6	1,324.4	1,077.8
Total Debenture and Other Debt	5,533.5	5,859.7	6,159.1	6,718.0	6,794.5
Treasury Bills	494.0	494.0	494.0	494.0	494.0
Total Provincial Direct Debt	6,027.5	6,353.7	6,653.1	7,212.0	7,288.5
Crown Corporation and Other Debt:					
Utility	1,318.7	1,322.1	1,225.0	1,225.0	1,425.0
Housing	24.6	25.6	24.8	24.4	25.4
Municipal	430.7	423.9	493.6	533.1	592.2
Student Loans	-	142.0	156.0	170.0	184.0
Other	526.7	508.9	476.7	425.3	399.9
Total Crown Corporation and Other Debt	2,300.7	2,422.5	2,376.1	2,377.8	2,626.5
Deduct Sinking Funds Held for Redemption of Debt:					
Direct Debt	1,097.3	1,083.4	993.8	995.1	845.7
Guaranteed Debt	499.6	484.9	459.7	443.0	432.8
Total Sinking Funds	1,596.9	1,568.3	1,453.5	1,438.1	1,278.5
Total Public Sector Debt (iii)	6,731.3	7,207.9	7,575.7	8,151.7	8,636.5

*** Preliminary**

Notes:

(i) Public sector debt differs from net debt as reported in the Province's public accounts. The public sector debt includes the funded debt of Government, debt of its Crown corporations and agencies, guaranteed debt, and debt incurred by municipalities. The only financial asset deducted is the face value of sinking funds held for the retirement of debt. The total public sector debt does not include payables and accruals, or unfunded liabilities related to pensions, severance or post-retirement benefits.

(ii) Debt payable in foreign currencies is converted to the Canadian dollar equivalent using the exchange rates in effect at March 31 of each year.

(iii) Includes guaranteed debt, net of related sinking funds, in the amounts of \$1,633.1 million, \$1,392.7 million, \$1,394.7 million, \$1,464.7 million and \$1,297.3 million at March 31, 2008 to 2012, respectively.

APPENDIX IV
NEWFOUNDLAND AND LABRADOR
CONSOLIDATED REVENUE FUND
ESTIMATED INTEREST AND DEBT RETIREMENT 2012-13

Term	Series	Amount Outstanding	Interest Rate	Sinking Fund Rate	Interest	Sinking Fund	Net Debt Redemption
			(%)	(%)	(\$)	(\$)	(\$)
Payable in Canadian Dollars:							
1989/2014	5V	150,000,000	10 1/8	1 1/2	15,187,500	2,250,000	-
1991/2021	5X	147,892,000	10.95	-	16,194,100	-	-
1993/2013	EC6	81,734,000	5.65	2	4,618,000	1,634,700	-
1995/2025	6B	100,000,000	9.15	3/4	9,150,000	750,000	-
1996/2026	6C	150,000,000	8.45	3/4	12,675,000	1,125,000	-
1998/2028	6F	450,000,000	6.15	1	27,675,000	4,500,000	-
1999/2029	6H	200,000,000	6.50	1 1/8	13,000,000	2,250,000	-
2000/2030	6K	450,000,000	6.55	1 1/8	29,475,000	5,062,500	-
2002/2042	6Q	250,000,000	6.24	1/2	15,600,000	1,250,000	-
2003/2033	6R	300,000,000	5.60	1 1/4	16,800,000	3,750,000	-
2004/2014	6S	300,000,000	5.25	-	15,750,000	-	-
2004/2035	6T	300,000,000	5.70	1 1/4	17,100,000	3,750,000	-
2006/2037	6U	350,000,000	4.50	1 1/2	15,750,000	5,250,000	-
2007/2040	6V	650,000,000	4.65	1 1/2	30,225,000	9,750,000	-
					239,199,600	41,322,200	-
Payable in United States Dollars:							
1989/2019	AG	150,000,000	9	1 1/2	13,500,000	2,250,000	-
1990/2020	AH	150,000,000	9 7/8	1/2	14,812,500	750,000	-
1990/2020	AJ	150,000,000	10	1/2	15,000,000	750,000	-
1991/2021	AK	200,000,000	9	1/2	18,000,000	1,000,000	-
1992/2022	AM	200,000,000	8.65	1/2	17,300,000	1,000,000	-
1993/2023	AN	200,000,000	7.32	3/4	14,640,000	1,500,000	-
					93,252,500	7,250,000	-
Canada Pension Plan: (20 Year Term)							
1992/93	3A	28,770,000	9.17-9.45	-	1,347,700	-	28,770,000
1998/99	3A	1,827,000	5.97	-	109,100	-	-
1999/00	3A	35,282,000	5.89-7.02	-	2,248,100	-	-
2000/01	3A	42,645,000	6.41-6.90	-	2,851,100	-	-
2001/02	3A	52,376,113	6.38-6.85	-	3,452,800	-	-
2002/03	3A	52,104,000	5.88-6.61	-	3,275,400	-	-
2003/04	3A	50,738,000	5.41-6.15	-	2,907,200	-	-
2004/05	3A	47,146,000	5.36-5.92	-	2,674,900	-	-
2005/06	3A	23,987,000	4.91-5.34	-	1,218,700	-	-
					20,085,000	-	28,770,000
TOTAL					352,537,100	48,572,200	28,770,000

AVERAGE EXCHANGE RATE USED IN CONVERSION

U.S. 1.0000 Cdn.

APPENDIX V
**NEWFOUNDLAND AND LABRADOR
CONSOLIDATED REVENUE FUND
DETAILS OF CAPITAL EXPENDITURES
ESTIMATES 2012-13**

	Gross Expenditure	Related Revenue	Net Expenditure
	(\$)	(\$)	(\$)
CONSOLIDATED FUND SERVICES			
1.2.01. RECOVERIES ON LOANS, ADVANCES AND INVESTMENTS	-	24,732,000	(24,732,000)
1.3.01. VARIOUS FACILITIES	120,300	-	120,300
1.4.02. ISSUES UNDER GUARANTEE	100,000	1,000	99,000
Total	<u>220,300</u>	<u>24,733,000</u>	<u>(24,512,700)</u>
EXECUTIVE COUNCIL			
4.1.06. SOLUTION DELIVERY	27,369,200	-	27,369,200
4.1.07. INFORMATION TECHNOLOGY OPERATIONS	560,000	-	560,000
Total	<u>27,929,200</u>	<u>-</u>	<u>27,929,200</u>
FINANCE			
2.1.05. FINANCIAL ASSISTANCE	500,000	-	500,000
Total	<u>500,000</u>	<u>-</u>	<u>500,000</u>
SERVICE NEWFOUNDLAND AND LABRADOR			
1.2.04. ADMINISTRATIVE SUPPORT	135,000	25,000	110,000
Total	<u>135,000</u>	<u>25,000</u>	<u>110,000</u>
TRANSPORTATION AND WORKS			
1.2.06. ADMINISTRATIVE SUPPORT	150,000	-	150,000
2.2.05. SALT STORAGE SHEDS	1,400,000	-	1,400,000
2.3.03. EQUIPMENT ACQUISITIONS	8,500,000	125,000	8,375,000
3.2.05. CANADA/NEWFOUNDLAND AND LABRADOR INFRASTRUCTURE FRAMEWORK AGREEMENT	65,876,100	50,415,700	15,460,400
3.2.06. ADMINISTRATIVE SUPPORT	112,600	-	112,600
3.2.07. IMPROVEMENT AND CONSTRUCTION - PROVINCIAL ROADS	13,554,400	-	13,554,400
3.2.08. CANADA STRATEGIC INFRASTRUCTURE FUND	27,828,000	3,057,900	24,770,100
3.2.09. TRANS LABRADOR HIGHWAY	65,802,000	-	65,802,000
3.2.10. LAND ACQUISITION	1,500,000	-	1,500,000
3.3.02. DEVELOPMENT OF NEW FACILITIES	10,000,000	-	10,000,000
4.2.05. FERRY TERMINALS	3,000,000	-	3,000,000
4.2.06. FERRY VESSELS	10,359,500	-	10,359,500
4.3.03. GOVERNMENT-OPERATED AIRCRAFT	1,400,000	1,050,000	350,000
Total	<u>209,482,600</u>	<u>54,648,600</u>	<u>154,834,000</u>
ADVANCED EDUCATION AND SKILLS			
4.1.06. CASE MANAGEMENT SYSTEM DEVELOPMENT	3,492,700	-	3,492,700
7.2.02. PHYSICAL PLANT AND EQUIPMENT	73,612,400	-	73,612,400
7.3.02. PHYSICAL PLANT AND EQUIPMENT	7,056,200	-	7,056,200
Total	<u>84,161,300</u>	<u>-</u>	<u>84,161,300</u>
ENVIRONMENT AND CONSERVATION			
1.2.06. ADMINISTRATIVE SUPPORT	2,904,400	-	2,904,400
Total	<u>2,904,400</u>	<u>-</u>	<u>2,904,400</u>
FISHERIES AND AQUACULTURE			
1.2.02. ADMINISTRATIVE SUPPORT	6,220,000	-	6,220,000
2.2.05. SEAL PRODUCT INVENTORY FINANCING	3,600,000	-	3,600,000
3.1.02. AQUACULTURE CAPITAL EQUITY INVESTMENT	6,500,000	-	6,500,000
Total	<u>16,320,000</u>	<u>-</u>	<u>16,320,000</u>

APPENDIX V
**NEWFOUNDLAND AND LABRADOR
CONSOLIDATED REVENUE FUND
DETAILS OF CAPITAL EXPENDITURES
ESTIMATES 2012-13**

	Gross Expenditure	Related Revenue	Net Expenditure
	(\$)	(\$)	(\$)
INNOVATION, BUSINESS AND RURAL DEVELOPMENT			
1.2.06. ADMINISTRATIVE SUPPORT	20,000	-	20,000
2.1.04. BUSINESS ATTRACTION FUND	15,000,000	-	15,000,000
3.1.03. STRATEGIC ENTERPRISE DEVELOPMENT	3,000,000	-	3,000,000
Total	<u>18,020,000</u>	<u>-</u>	<u>18,020,000</u>
NATURAL RESOURCES			
1.2.03. ADMINISTRATIVE SUPPORT	4,053,900	2,119,500	1,934,400
2.1.04. RESOURCE ROADS CONSTRUCTION	4,005,200	-	4,005,200
3.1.03. LAND DEVELOPMENT	2,600,000	-	2,600,000
5.1.06. ENERGY INITIATIVES	664,000,000	-	664,000,000
Total	<u>674,659,100</u>	<u>2,119,500</u>	<u>672,539,600</u>
TOURISM, CULTURE AND RECREATION			
1.2.04. ADMINISTRATIVE SUPPORT	9,909,500	1,416,400	8,493,100
3.1.08. NEWFOUNDLAND AND LABRADOR FILM DEVELOPMENT CORPORATION	5,000,000	-	5,000,000
Total	<u>14,909,500</u>	<u>1,416,400</u>	<u>13,493,100</u>
CHILD, YOUTH AND FAMILY SERVICES			
1.2.04. ADMINISTRATIVE SUPPORT	560,000	-	560,000
Total	<u>560,000</u>	<u>-</u>	<u>560,000</u>
EDUCATION			
3.1.07. SCHOOL FACILITIES - NEW CONSTRUCTION AND ALTERATIONS TO EXISTING FACILITIES	85,940,300	-	85,940,300
Total	<u>85,940,300</u>	<u>-</u>	<u>85,940,300</u>
HEALTH AND COMMUNITY SERVICES			
3.2.01. FURNISHINGS AND EQUIPMENT	58,032,500	-	58,032,500
3.2.02. HEALTH CARE FACILITIES	159,650,700	-	159,650,700
Total	<u>217,683,200</u>	<u>-</u>	<u>217,683,200</u>
JUSTICE			
1.2.05. ADMINISTRATIVE SUPPORT	614,500	-	614,500
3.3.01. COURT FACILITIES	450,000	-	450,000
4.1.04. ROYAL NEWFOUNDLAND CONSTABULARY	20,250,000	-	20,250,000
Total	<u>21,314,500</u>	<u>-</u>	<u>21,314,500</u>
MUNICIPAL AFFAIRS			
1.2.04. ADMINISTRATIVE SUPPORT	20,000	-	20,000
3.2.01. MUNICIPAL INFRASTRUCTURE	100,488,400	-	100,488,400
3.2.02. FEDERAL/PROVINCIAL INFRASTRUCTURE PROGRAMS	52,176,900	17,400,000	34,776,900
3.2.03. CANADA/NEWFOUNDLAND AND LABRADOR GAS TAX PROGRAM	36,089,000	31,166,000	4,923,000
4.1.05. DISASTER ASSISTANCE	11,000,000	36,046,700	(25,046,700)
4.1.06. FIRE PROTECTION INFRASTRUCTURE	1,700,000	-	1,700,000
Total	<u>201,474,300</u>	<u>84,612,700</u>	<u>116,861,600</u>
TOTAL: CAPITAL ACCOUNT EXPENDITURES	<u>1,576,213,700</u>	<u>167,555,200</u>	<u>1,408,658,500</u>

APPENDIX VI
**NEWFOUNDLAND AND LABRADOR
CONSOLIDATED REVENUE FUND
DETAILS OF TANGIBLE CAPITAL ASSET ACQUISITIONS
ESTIMATES 2012-13**

	Gross Expenditure	Related Revenue	Net Expenditure
	(\$)	(\$)	(\$)
EXECUTIVE COUNCIL			
4.1.06. SOLUTION DELIVERY	27,369,200	-	27,369,200
4.1.07. INFORMATION TECHNOLOGY OPERATIONS	560,000	-	560,000
Total	<u>27,929,200</u>	<u>-</u>	<u>27,929,200</u>
SERVICE NEWFOUNDLAND AND LABRADOR			
1.2.04. ADMINISTRATIVE SUPPORT	135,000	25,000	110,000
Total	<u>135,000</u>	<u>25,000</u>	<u>110,000</u>
TRANSPORTATION AND WORKS			
1.2.06. ADMINISTRATIVE SUPPORT	150,000	-	150,000
2.2.05. SALT STORAGE SHEDS	1,400,000	-	1,400,000
2.3.03. EQUIPMENT ACQUISITIONS	8,500,000	125,000	8,375,000
3.2.05. CANADA/NEWFOUNDLAND AND LABRADOR INFRASTRUCTURE FRAMEWORK AGREEMENT	65,876,100	50,415,700	15,460,400
3.2.06. ADMINISTRATIVE SUPPORT	112,600	-	112,600
3.2.07. IMPROVEMENT AND CONSTRUCTION - PROVINCIAL ROADS	13,554,400	-	13,554,400
3.2.08. CANADA STRATEGIC INFRASTRUCTURE FUND	27,828,000	3,057,900	24,770,100
3.2.09. TRANS LABRADOR HIGHWAY	65,802,000	-	65,802,000
3.2.10. LAND ACQUISITION	1,500,000	-	1,500,000
3.3.02. DEVELOPMENT OF NEW FACILITIES	10,000,000	-	10,000,000
4.2.05. FERRY TERMINALS	3,000,000	-	3,000,000
4.2.06. FERRY VESSELS	10,359,500	-	10,359,500
4.3.03. GOVERNMENT-OPERATED AIRCRAFT	1,400,000	1,050,000	350,000
Total	<u>209,482,600</u>	<u>54,648,600</u>	<u>154,834,000</u>
ADVANCED EDUCATION AND SKILLS			
4.1.06. CASE MANAGEMENT SYSTEM DEVELOPMENT	3,492,700	-	3,492,700
Total	<u>3,492,700</u>	<u>-</u>	<u>3,492,700</u>
ENVIRONMENT AND CONSERVATION			
1.2.06. ADMINISTRATIVE SUPPORT	2,904,400	-	2,904,400
Total	<u>2,904,400</u>	<u>-</u>	<u>2,904,400</u>
FISHERIES AND AQUACULTURE			
1.2.02. ADMINISTRATIVE SUPPORT	6,220,000	-	6,220,000
Total	<u>6,220,000</u>	<u>-</u>	<u>6,220,000</u>
INNOVATION, BUSINESS AND RURAL DEVELOPMENT			
1.2.06. ADMINISTRATIVE SUPPORT	20,000	-	20,000
Total	<u>20,000</u>	<u>-</u>	<u>20,000</u>
NATURAL RESOURCES			
1.2.03. ADMINISTRATIVE SUPPORT	4,053,900	2,119,500	1,934,400
2.1.04. RESOURCE ROADS CONSTRUCTION	4,005,200	-	4,005,200
3.1.03. LAND DEVELOPMENT	2,600,000	-	2,600,000
Total	<u>10,659,100</u>	<u>2,119,500</u>	<u>8,539,600</u>

APPENDIX VI
**NEWFOUNDLAND AND LABRADOR
CONSOLIDATED REVENUE FUND
DETAILS OF TANGIBLE CAPITAL ASSET ACQUISITIONS
ESTIMATES 2012-13**

	Gross Expenditure	Related Revenue	Net Expenditure
	(\$)	(\$)	(\$)
TOURISM, CULTURE AND RECREATION			
1.2.04. ADMINISTRATIVE SUPPORT	9,909,500	1,416,400	8,493,100
Total	<u>9,909,500</u>	<u>1,416,400</u>	<u>8,493,100</u>
CHILD, YOUTH AND FAMILY SERVICES			
1.2.04. ADMINISTRATIVE SUPPORT	560,000	-	560,000
Total	<u>560,000</u>	<u>-</u>	<u>560,000</u>
HEALTH AND COMMUNITY SERVICES			
3.2.02. HEALTH CARE FACILITIES	159,650,700	-	159,650,700
Total	<u>159,650,700</u>	<u>-</u>	<u>159,650,700</u>
JUSTICE			
1.2.05. ADMINISTRATIVE SUPPORT	614,500	-	614,500
3.3.01. COURT FACILITIES	450,000	-	450,000
4.1.04. ROYAL NEWFOUNDLAND CONSTABULARY	20,250,000	-	20,250,000
Total	<u>21,314,500</u>	<u>-</u>	<u>21,314,500</u>
MUNICIPAL AFFAIRS			
1.2.04. ADMINISTRATIVE SUPPORT	20,000	-	20,000
Total	<u>20,000</u>	<u>-</u>	<u>20,000</u>
TOTAL: TANGIBLE CAPITAL ASSET ACQUISITIONS	<u>452,297,700</u>	<u>58,209,500</u>	<u>394,088,200</u>



www.gov.nl.ca/budget2012