



Colonial Building
1850-1959

Confederation Building
1960-present



House of Assembly Management Commission

2015-2016 Annual Report





Message from the Speaker



I am pleased to present the House of Assembly Management Commission Annual Report for the fiscal year ended March 31, 2016, which includes a summary of the work of the Management Commission for the period from April 1, 2015 to March 31, 2016.

I would like to thank the outgoing members of the Management Commission for their contribution and commitment during their tenures and I welcome all new Members to their new roles.

I would also like to thank the employees of the House of Assembly Service for their work in supporting the operations of the Management Commission.

Honourable Tom Osborne, MHA
Speaker of the House of Assembly
Chair, House of Assembly Management Commission



Table of Contents

Mandate	1
Membership of the Commission	2
Membership for the Reporting Period	2
Duties and Responsibilities of Members	3
Support to the Commission	3
Proceedings of the Commission	4
Commission Minutes	5
Authority of the Commission	5
Rules.....	5
Issuing Directives.....	6
Specific Decisions	7
Appeal of Claims by Members	7
Review of Allowance Use	8
Audit Committee	8
Financial Reporting	9
Management Certification	9
Audited Financial Information	10
Report on Recommendations by the Auditor General	10
Members' Salaries, Allowances and Expenses	10
Travel Under Special Circumstances - Authorizations under Section 43	11
Speaker's Delegated Authority	11
Clerk's Authorizations for Furniture and Equipment Expenditures	11
Clerk's Authorizations for Rental Vehicles in Excess of 15 Days	12
List of Appendices	13



Mandate

The House of Assembly Management Commission was established under the authority of the *House of Assembly Accountability, Integrity and Administration Act* (the Act), which received Royal Assent on June 14, 2007. The Act established an administrative framework for the House of Assembly that is transparent and accountable and includes subordinate legislation known as the *Members' Resources and Allowances Rules* which promote accountability in, and transparency with respect to, the expenditure of public funds.

The Commission membership comprises representatives of three elected parties, the Speaker, who is the Chair of the Commission, and the Clerk who is secretary to the Commission but does not have voting privileges.

The Commission derives its mandate from subsection 20(1) of the Act which states:

The Commission is responsible for the financial stewardship of all public money, within the meaning of the Financial Administration Act, that may be voted by the House of Assembly for the use and operation of the House of Assembly and statutory offices, and for all matters of financial and administrative policy affecting the House of Assembly, its members, offices, and staff and in connection with them, and, in particular, the commission shall

- 1) *oversee the finances of the House of Assembly including its budget, revenues, expenses, assets and liabilities;*
- 2) *review and approve the administrative, financial and human resource and management policies of the House of Assembly service and statutory offices;*
- 3) *implement and periodically review and update financial and management policies applicable to the House of Assembly service and statutory offices;*
- 4) *give directions with respect to matters that the commission considers necessary for the efficient and effective operation of the House of Assembly service and statutory offices;*
- 5) *make and keep current rules respecting the proper administration of allowances for members and reimbursement and payment of their expenditures in implementation of subsection 11 (2) of this Act;*
- 6) *annually report, in writing, to the House of Assembly, through the speaker, with respect to its decisions and activities in accordance with section 51; and*
- 7) *exercise other powers given to the commission and to perform other duties imposed on the commission under this or another Act.*



Membership

Membership of the Commission is detailed in subsection 18(3) of the Act as follows:

- *the speaker, or, in his or her absence, the deputy speaker, who is the chairperson;*
- *the clerk, who is the secretary but does not vote;*
- *the government house leader;*
- *the official opposition house leader;*
- *two members who are members of the government caucus, only one of whom may be a member of the Executive Council (this member is appointed by Cabinet);*
- *one member who is a member of the official opposition caucus; and*
- *one member, if any, from a third party that is a registered political party and has at least one member elected to the House of Assembly. (If there is no third party, an additional member is chosen from the official opposition caucus.)*

Membership of the Commission during the period from April 1, 2015 to March 31, 2016 included:

- Hon. Wade Verge, MHA, Speaker *(to December 17, 2015)*
- Hon. Tom Osborne, MHA, Speaker *(effective December 18, 2015)*
- Mr. Andrew Parsons, MHA, Burgeo-LaPoile
- Ms. Siobhan Coady, MHA, St. John's West *(effective January 2016)*
- Mr. Mark Browne, MHA, Placentia West-Bellevue *(effective January 2016)*
- Mr. Paul Davis, MHA, Topsail – Paradise *(effective January 2016)*
- Mr. Keith Hutchings, MHA, Ferryland
- Ms. Lorraine Michael, MHA, St. John's East-Quidi Vidi
- Mr. Darin King, MHA, Grand Bank *(to November 30, 2015)*
- Mr. Dwight Ball, MHA, Humber-Gros Morne *(to December, 2015)*
- Mr. Kevin Pollard, MHA, Baie Verte-Springdale *(to November 30, 2015)*
- Ms. Sandra Barnes, Clerk of the House of Assembly, Secretary to the Commission

In the absence of the Speaker, the Deputy Speaker chairs the Commission meetings. The Deputy Speaker up November 30, 2015 was Mr. Glenn Littlejohn, MHA, Port de Grave. The Deputy Speaker effective December 18, 2015 was Ms. Lisa Dempster, MHA, Cartwright-L'Anse au Clair.



Duties and Responsibilities of Members

The individual duties of commission members are listed in section 21 of the Act, which states

21. (a) *A member of the commission, in exercising his or her powers and discharging his or her duties, shall exercise the care, diligence and skill that a reasonably prudent person would exercise in comparable circumstances.*
- (b) *A member of the commission shall not be considered to be in breach of the duty in subsection (1) if he or she acts prudently and on a reasonably informed basis.*
- (c) *A member of the commission shall act honestly and in good faith on the basis of adequate information in arriving at decisions of the commission and shall:*
- i. attend meetings of the commission unless unable to do so for good reason;*
 - ii. spend sufficient time on the affairs of the commission to comply with his or her duties and responsibilities; and*
 - iii. consider and advocate policies that promote compliance with this Act and rules.*

Support to the Commission

The House of Assembly Management Commission is supported by the House of Assembly Service, established under the *House of Assembly Accountability, Integrity and Administration Act*. The House of Assembly Service supports the functioning of the House of Assembly and its committees, the House of Assembly Management Commission and Members of the House of Assembly.

The House of Assembly Service includes the Speaker, the Clerk and the Office of the Clerk. It also includes the Corporate and Members' Services Division which provides financial, human resources, payroll and administrative services. The Information Management Division includes the services of the Legislative Library, Records Management, Broadcast Services and Hansard.

The Office of the Clerk provides full administrative support to the House of Assembly Management Commission by preparing Commission briefing materials, researching and analyzing issues on the Commission meeting agenda, coordinating and facilitating Commission meetings, and maintaining Commission records.



Proceedings of the Commission

Meetings of the Commission are broadcast live in the same manner as proceedings of the House of Assembly. In addition, live and archived webcasts are available on the House of Assembly website (www.assembly.nl.ca). Hansard provides a full transcript of each meeting which is also posted on the website, in addition to all briefing materials, Minutes and reports.

The Commission held five (5) televised meetings during the reporting period on the following dates:

- May 13, 2015
- May 26, 2015
- June 8, 2015
- September 22, 2015
- March 16, 2016

In Camera meetings

Subsection 19(1) of the Act outlines several circumstances where issues can be deliberated at *in camera* meetings. The substance of all decisions made *in camera* are recorded and reported at the next public meeting of the Commission.

The circumstances allowing for *in camera* meetings as outlined in subsection 19(1) include:

- (a) *personnel matters relating to officers and employees of the House of Assembly, political staff as defined in paragraph 2(1)(e) of the Conflict of Interest Act, 1995 and statutory offices;*
- (b) *legal matters, including actual or potential litigation;*
- (c) *matters protected by privacy and data protection laws; and*
- (d) *budget deliberations involving the preparation of the annual estimates of expenditure of the House of Assembly and the statutory offices*

The Commission held four (4) *in camera* meetings during the reporting period on the following dates:

- November 2, 2015
- November 6, 2015
- March 21, 2016
- March 23, 2016



The decisions from these meetings can be viewed with the Minutes in **Appendix A**.

Commission Minutes

Minutes of the Commission meetings record the time, date, and location of the meetings as well as who was in attendance and include only the Decisions of the Commission and reports made to the Commission. The transcript of discussion is provided by Hansard and posted on the House of Assembly website.

Minutes of the Commission are approved at the next meeting. Once approved, the Minutes are provided to each MHA and published on the House of Assembly website for inspection by the public.

The Minutes are also tabled by the Speaker in the House of Assembly no later than 5 days after their approval, if the House is sitting, or no later than 5 days after the beginning of the next sitting of the House. The Minutes of the Commission meetings held during the reporting period can be found in **Appendix A**.

Authority of the Commission

The decision-making authority of the House of Assembly Management Commission is exercised through specific actions that include making rules, issuing directives and making specific decisions.

Rules

Paragraph 20(6)(a) of the Act provides the Commission the authority to make rules of general application respecting the amounts which Members may claim for reimbursement or payment of allowable expenses and the manner in which the allowances will be claimed and paid; the employment and payment of constituency assistants and the reimbursement of reasonable expenses incurred by those assistants in carrying out their duties; the financial accountability of Members; and the duties and responsibilities of the Clerk with respect to the financial administration of the House of Assembly and the statutory offices.

Amending Process

The process for making or amending rules which adjust the levels of expenses is contained in subsection 15(5) of the *House of Assembly Accountability, Integrity and Administration Act* (the Act). The general power to enact amendments is contained in Section 64 of the Act.

Some of the rules amended during the reporting period came under subsection 15(5) of



the Act and followed the process outlined below:

- a) a draft of the amendment is proposed at a meeting of the Commission;
- b) notice and reading of the draft shall be given in the House of Assembly (when in session) and posted on the House website; when the House is not in session, the draft must be distributed to all Members;
- c) the draft amendment is voted on at a subsequent meeting of the Commission; and
- d) the Office of Legislative Counsel prepares the final version for publishing in the Newfoundland and Labrador Gazette as subordinate legislation, upon which date the rule becomes effective.

The process for amending the annual level of allowances or resources is outlined in subsection 20(7) of the Act.

There was one rule amendment during the 2015-2016 reporting period, the details of which is outlined in **Appendix B**.

Distribution Process

Once the rule amendments are published in the Newfoundland Gazette, they are distributed to all Members of the House of Assembly, the Comptroller General, the Auditor General, Office Managers of each of the caucuses, the Assistant Deputy Clerk of Executive Council and the Director of Operations, Office of the Premier. The amendments are also distributed internally to the Clerk's Office and the Corporate and Members' Services Division.

Issuing Directives

The Commission has authority under paragraph 20(6)(b) of the Act to issue directives which interpret, clarify or amplify the rules contained in the *Members' Resources and Allowances Rules*. Directives may also establish policies, including financial and management policies, or alter, on appeal, rulings of the Speaker.

There was one directive issued by the Commission during the reporting period, the details of which are included in **Appendix C**.

Distribution Process

All Directives are distributed to all Members of the House of Assembly, the Comptroller General, the Auditor General, Office Managers of each of the caucuses, the Assistant Deputy Clerk of Executive Council and the Director of Operations, Office of the Premier. The Directives are distributed internally to the Clerk's Office, Corporate and Members' Services Division and the Legislative Library. The Directives are also posted on the House of Assembly website at www.assembly.nl.ca/mancomm/directives.



Specific Decisions

The Commission has authority under paragraph 20(6)(c) of the Act to make Decisions on individual cases or appeals brought to the Commission and on other matters that require a Decision by the Commission in relation to the administration of the House of Assembly.

All decisions made by the Commission during the reporting period are included in the Minutes of the Commission meetings in **Appendix A**.

Rulings on Allowance Use

Under section 24 of the *House of Assembly Accountability, Integrity and Administration Act*, the Speaker or the Commission may make a ruling when an expense claim has been rejected by the Corporate and Members' Services Division. Subsections 24 (8) and (9) state as follows:

- (8) *Where the ruling of the speaker is that the expenditure does not comply with the rules and directives of the commission, the member may appeal that ruling to the commission and, after giving the member an opportunity to make a submission in writing in support of the appeal, the commission may decide to reverse, uphold or modify the ruling of the speaker, and the decision of the commission is final.*
- (9) *Notwithstanding that an expense claim has been denied by an officer, staff member or the speaker, in accordance with the rules, where there is an appeal to the commission under this section and the commission determines that claimed expense amount*
- (a) *has been incurred by the member; and*
 - (b) *is a permitted expense under the Act and rules; and*
 - (c) *does not exceed an expense amount or allowance allocation permitted under the rules,*

and a denial of payment of the expense amount would, in the opinion of the commission, be unjust, the commission may approve the expenditure for the claimed expense to the extent that the commission considers to be just and the decision of the commission is final.

During the reporting period there were nine (9) rulings on allowance use, as provided for in Section 24 of the Act. The details of these rulings are included in **Appendix D**.



Review of Allowance Use

Under section 52 of the *House of Assembly Accountability, Integrity and Administration Act* (the Act), the Speaker may request a review of allowance use.

Subsection 52(1) states:

At the request of a member or of the clerk on his or her own initiative, the speaker may conduct, in his or her capacity as chair of the commission, a review that the speaker considers necessary to determine whether a member's use of an allowance, disbursement, payment, good, premises or service provided under this Act complies with

- (a) the purposes for which the allowance, disbursement, payment, good, premises or service was provided; or*
- (b) the purpose of this Act, the rules or the directives of the commission.*

There were no reviews of allowance use during the 2015-2016 reporting period.

Audit Committee

The Audit Committee is a committee of the Commission, established under the *House of Assembly Accountability, Integrity and Administration Act*. The Committee provides assistance to the Commission in carrying out its oversight responsibility to the House of Assembly and to the public with respect to the stewardship of public money. The full duties of the Audit Committee are outlined in section 23 of the Act.

The Committee consists of two members of the Commission and two members chosen by the Chief Justice of the Province who are not Members of the House of Assembly. The Chair of the Audit Committee is appointed by the Commission. The Clerk Assistant acts as secretary of the committee.

The members of the Audit Committee during the period of April 1, 2014 to March 31, 2015 included:

- Mr. Kevin Pollard, MHA, Baie Verte-Springdale (*Chair of the Audit Committee to March 16, 2016*)
- Mr. Andrew Parsons, MHA, Burgeo-LaPoile (*Member of the Audit Committee to March 16, 2016*)
- Mr. Mark Browne, MHA, Placentia West-Bellevue (*Chair of the Audit Committee effective March 16, 2016*)



- Mr. Keith Hutchings, MHA, Ferryland (*Member of the Audit Committee effective March 16, 2016*)
- Dr. Alex Faseruk
- Ms. Gail Hamilton, FCA

Ms. Elizabeth Murphy, Clerk Assistant, is secretary to the Committee.

There was one report submitted by the Audit Committee during the reporting period (see **Appendix E**).

Financial Reporting

Under subsection 20(5) of the *House of Assembly Accountability, Integrity and Administration Act*, the commission is required to:

- regularly, and at least quarterly, review the financial performance of the House of Assembly as well as the actual expenditures of members compared with approved allocations;*
- ensure that an annual financial audit is completed of the accounts of the House of Assembly and the statutory offices in accordance with section 43 within 90 days after the end of a fiscal year;*
- ensure that a compliance audit is completed of the accounts of the House of Assembly and the statutory offices in accordance with section 43 at least once every General Assembly, and reported on within 90 days after the end of the fiscal year to which it relates;*
- ensure that full and plain disclosure of the accounts and operations of the House of Assembly and statutory offices is made to the auditor appointed under section 43;*
- consider and address on a timely basis recommendations of the auditor appointed under section 43; and*
- report, in writing, annually to the House of Assembly, or a committee established by it, the results of an audit and the steps taken or to be taken to address matters of concern raised by an audit.*

Management Certification

Section 20 of the *House of Assembly Accountability, Integrity and Administration Act* requires the Clerk to certify to the Commission that the House of Assembly and Statutory Offices have in place appropriate systems of internal controls and that those systems are



operating effectively.

Consultants were engaged to provide assistance to enable the Clerk to meet the management certification requirements. The services provided included a review of the design effectiveness and existence of internal controls, identification of any control gaps and recommendations for remedial action. Tests of controls were designed, executed and evaluated to determine if controls were operating effectively. The internal control documentation was updated to reflect the controls in place at the end of each period.

The Auditor's Report states that the Clerk's Management Certification as of 31 March 2016 was fairly stated and that the internal controls over financial reporting were operating effectively, in all material respects, as at the date noted.

The Management Certification dated 31 March 2016 is included with the financial information in **Appendix F**.

Audited Financial Information

The financial information audited by the Auditor General includes the schedule of assets and liabilities, the schedules of expenditure and related revenue, and gross expenditure and unexpended balances for the year ended 31 March 2016.

The Auditor's Report provides an unqualified opinion on:

- the financial information for the House of Assembly and its Statutory Offices and states that the financial information for the year ended 31 March 2016 is prepared, in all material aspects, in accordance with the accounting policies disclosed in Note 1;
- whether the expenses incurred were in accordance with the policies of the House of Assembly Management Commission, and where applicable, the policies of the Executive Branch of government; and
- whether the Clerk of the House of Assembly's assessment of the effectiveness of internal controls over financial reporting was fairly stated and whether the internal controls were operating effectively.

The audited financial information is included in **Appendix F**.

Report on Recommendations by the Auditor General

The report on the recommendations made by the Auditor General contains recommendations resulting from the audit of the financial information for the House of



Assembly and its Statutory Offices for the year ended 31 March 2016 and the audit of the Management Certification dated 31 March 2016. There were no such recommendations for the reporting period.

Members' Salaries, Allowances and Expenses

Reports on salaries, allowances and expenses permitted for, and paid to, each Member by the House of Assembly during the reporting period are also included in **Appendix G**. The first report includes compensation paid to Members by the House of Assembly. The second report includes Member Accountability and Disclosure Reports – Expenditures Summarized by Category for each Member during the reporting period.

Travel under Special Circumstances - Authorizations under Section 43

Section 43 of the *Members' Resources and Allowances Rules* provides that a Member may claim for additional travel expenses when the Member is traveling and unable to return to his/her residence when scheduled to do so and would not otherwise be entitled to claim reimbursement for such expenses. Under the Rules, a Member can make application to the Clerk or the Speaker before incurring such expenses, if practical. Otherwise, the Member must notify the Speaker at the earliest reasonable opportunity after incurring the expenses. The Speaker must report, in writing, to the Commission any authorizations made under this section of the Rules.

There was one authorization made under section 43 for the period ending March 31, 2016. The details are included in **Appendix H**.

Speaker's Delegated Authority

The Commission through **CM 2008-95**, pursuant to subsection 20(4) of the *House of Assembly Accountability, Integrity and Administration Act*, delegated authority to the Speaker respecting urgent financial matters relating to the administration of the House of Assembly and the Statutory Offices. The Speaker is to consult with the Government House Leader, Opposition House Leader and the Leader of the Third Party and report all decisions and the reasons for them at a subsequent meeting of the Commission.

There were no approvals under the Speaker's Delegated Authority for the reporting period.



Clerk's Authorization for Furniture and Equipment Expenditures

The Commission approved a Standard Office Allocation Package for Members and Constituency Assistants pursuant to Section 25(1) of the *Members' Resources and Allowances Rules*. At its May 2, 2008 meeting, the Commission delegated authority to the Clerk to pre-approve expenditures for other furniture and equipment to a maximum of \$500.00, with the Clerk to report all such approvals to the Commission (CM 2008-044 refers).

The details of the approvals provided by the Clerk during the reporting period are included in **Appendix I**.

Clerk's Authorization for Rental Vehicles in Excess of 15 Days

Section 40(1) of the *Members' Resources and Allowances Rules* states that rental vehicles are an allowable mode of travel for Members of the House of Assembly. Section 40(10) states however, that where a Member travels by a rental vehicle for more than 15 consecutive days, the approval of the Clerk is required, with all such approvals to be reported at the next meeting of the Commission.

There were no such approvals during the reporting period.



Appendices

Appendix A

Minutes of Commission Meetings

Appendix B

Rule Amendments

Appendix C

Directives

Appendix D

Rulings on Allowance Use

Appendix E

Report of the Audit Committee

Appendix F

Financial Information and Management Certification - 31 March 2016

Appendix G

Members' Salaries, Allowances and Expenses

Appendix H

Travel Under Special Circumstances – Authorizations Under Section 43

Appendix I

Clerks Authorizations for Furniture & Equipment



*HOUSE OF ASSEMBLY
NEWFOUNDLAND & LABRADOR*

Appendix A

Minutes of the Commission



I certify that **Appendix A** contains the Minutes of the proceedings of the House of Assembly Management Commission for the reporting period 2015-2016 and that they are an accurate reflection of the Decisions of the Commission made at the proceedings.

A handwritten signature in blue ink that reads "Sandra Barnes".

Sandra Barnes
Clerk of the House of Assembly and
Secretary to the Commission



**House of Assembly
Newfoundland and Labrador**

**Minutes of the House of Assembly
Management Commission**

Date: May 13, 2015

Location: House of Assembly Chamber

Time: 5:15 p.m.

Members Present:

Mr. Wade Verge, MHA, Lewisporte, Speaker

Ms. Sandra Barnes, Clerk of the House of Assembly

Ms. Lorraine Michael, MHA (NDP) Signal Hill - Quidi Vidi

Hon. Keith Hutchings, MHA (PC) Ferryland

Hon. Darin King, Government House Leader

Mr. Andrew Parsons, MHA (L) Burgeo-LaPoile

Mr. Kevin Pollard, MHA (PC) Baie Verte - Springdale

Regrets:

Mr. Dwight Ball, MHA (L) Humber Valley

Other

Mr. Glen Littlejohn, MHA (PC), Port de Grave, Deputy Speaker

Ms. Marie Keefe, Policy & Communications Officer

CM 2015-018A The Commission, at an *in camera* meeting, approved the pre-commitment of funds up to \$185,400 for the 2016-2017 budget appropriations for the 54th Canadian Regional Conference of the Commonwealth Parliamentary Association (CPA).

CM 2015-019 The Commission approved a guest program that is cost recoverable for the 54th Canadian Regional Conference of the Commonwealth Parliamentary Association (CPA).

- CM 2015-020** The Commission, at an *in camera* meeting, approved the pre-commitment of funds up to \$49,700 for the 2016-2017 budget appropriations for the 2016 Hansard Association of Canada Annual Conference.
- CM 2015-021** The Commission approved a guest program that is cost recoverable for the 2016 Hansard Association of Canada Annual Conference.
- CM 2015-022** The Minutes of the House of Assembly Management Commission meeting held on February 24, 2015 were approved as read.
- CM 2015-023** The Minutes of the House of Assembly Management Commission meeting held on March 5, 2015 were approved as read.

The Speaker reported the following Rulings on Allowance Use to the Commission for the period ended May 6, 2015. These expenditures are permitted and are in compliance with all other provisions of the *Members' Resources and Allowances Rules* (the Rules) but were rejected for payment as they were not submitted within 60-days of being made. The following rulings were reported:

- The amount of \$436.14 for the Member for the District of St. John's South;
- The amount of \$259.00 for the Member for the District of Terra Nova;
- The amounts of \$166.68 and \$237.59 for the Member for the District of Virginia Waters; The amount of \$169.50 for the Member for the District of Conception Bay East - Bell Island; and,
- The amounts of \$1972.11 and \$46.64 for the Member for the District of Lake Melville.

The Clerk reported the following authorizations given for furniture and equipment expenditures for the period ending May 6, 2015:

- The amount of \$464.96 was approved for a filing cabinet for the constituency office of Ms. Susan Sullivan, Member for the District of Grand Falls-Windsor - Buchans.

- The amount of \$419.00 was approved for a table for the constituency office of Mr. Rex Hillier, Conception Bay South.
- The amount of \$268.95 was approved for a folding table; metal shelving unit; and surge protectors for the constituency office of Mr. Rex Hillier, Conception Bay South.

CM 2015-024 The Commission ratified the approval of the following transfer of funds:

Budget Transfer No. HOABT2015-0040 to transfer funds to Office of the Chief Electoral Officer – Grants and Subsidies to provide funds to process By-Election subsidy payments related to 2014/15 fiscal year.

A report of all Budget transfers processed during fiscal year 2014-15 was provided to the Commission for information purposes. No decision was required.

Adjournment: 5:58 p.m.

Wade Verge, MHA
Speaker and Chair



Sandra Barnes
Clerk and Secretary to the Commission



**House of Assembly
Newfoundland and Labrador**

**Minutes of the House of Assembly
Management Commission**

Date: May 26, 2015

Location: House of Assembly Chamber

Time: 6:00 p.m.

Members Present:

Mr. Wade Verge, MHA, Lewisporte, Speaker

Ms. Sandra Barnes, Clerk of the House of Assembly

Ms. Lorraine Michael, MHA (NDP) Signal Hill - Quidi Vidi

Hon. Keith Hutchings, MHA (PC) Ferryland

Hon. Darin King, Government House Leader

Mr. Andrew Parsons, MHA (L) Burgeo-LaPoile

Mr. Kevin Pollard, MHA (PC) Baie Verte - Springdale

Regrets:

Mr. Dwight Ball, MHA (L) Humber Valley

Other

Mr. Glen Littlejohn, MHA (PC), Port de Grave, Deputy Speaker

Ms. Marie Keefe, Policy & Communications Officer

CM 2015-025

The Minutes of the House of Assembly Management Commission meeting held on May 13, 2015 were approved as read.

CM 2015-026

Pursuant to Section 64 of the *House of Assembly Accountability, Integrity and Administration Act*, the Commission approved in principle the following amendments to the *Members' Resources and Allowances Rules*, subject to determination of the allocations upon issuance of the final electoral boundaries report and final wording by

the Office of the Legislative Counsel and approval of the House of
Assembly:

1(1) Paragraph 2(d) of the *Members' Resources and Allowances Rules* is repealed and the following is substituted:

(d) "capital region" means

- (i) Cape St. Francis
- (ii) Conception Bay South
- (iii) Ferryland (North of Witless Bay Line)
- (iv) Mount Pearl-Southlands
- (v) Mount Pearl North
- (vi) Mount Scio
- (vii) Pippy Park
- (viii) Portugal Cove-Bell Island
- (ix) St. John's Centre
- (x) St. John's East-Quidi Vidi
- (xi) St. John's West
- (xii) Topsail-Paradise
- (xiii) Virginia Waters-Pleasantville, and
- (xiv) Waterford Valley

(2) Subsection 33.1(3) of the Rules is repealed and the following is substituted:

(3) This section shall apply only to members who represent the districts of

- (a) Ferryland (South of Witless Bay Line)
- (b) Harbour Grace-Port de Grave
- (c) Harbour Main
- (d) Placentia-St. Mary's
- (e) Placentia West-Bellevue; and
- (f) Trinity-Carbonear

(3) Subsection 37.1(2) of the Rules is repealed and the following is substituted:

(2) The districts to which subsection (1) applies are:

- (a) BaieVerte-Green Bay
- (b) Burgeo-La Poile
- (c) Burin-Grand Bank
- (d) Cartwright-L'Anse au Clair
- (e) Corner Brook
- (f) Exploits
- (g) Fogo-Cape Freels
- (h) Fortune Bay-Cape La Hune
- (i) Grand-FallsWindsor
- (j) Gros Morne
- (k) Humber North
- (l) Humber South-St. George's

- (m) Labrador West
- (n) Lake Melville
- (o) Lewisporte-Twillingate
- (p) St. Barbe-White Bay
- (q) Stephenville-Port au Port; and
- (r) Torngat Mountains

(4) Schedule A of the Rules is repealed and the following is substituted:

Schedule A
House Operations
Estimates of Intra-constituency Costs

District No.	Electoral District	Total
1	Baie Verte-Green Bay	\$12,600
2	Bonavista	11,100
3	Burgeo-La Poile	12,000
4	Burin-Grand Bank	12,000
5	Cape St. Francis	7,200
6	Cartwright-L'Anse au Clair	25,600
7	Conception Bay South	6,100
8	Corner Brook	6,000
9	Exploits	11,500
10	Ferryland	10,100
11	Fogo-Cape Freels	12,600
12	Fortune Bay-Cape La Hune	16,300
13	Gander	7,700
14	Grand Falls-Windsor	6,000
15	Gros Morne	12,600
16	Harbour Grace-Port de Grave	7,700
17	Harbour Main	7,600
18	Humber North	9,600
19	Humber South-St. George's	7,700
20	Labrador West	6,600
21	Lake Melville	8,000
22	Lewisporte-Twillingate	9,200
23	Mount Pearl North	6,000
24	Mount Pearl – Southlands	6,000
25	Mount Scio	6,000
26	Pippy Park	6,000
27	Placentia-St. Mary's	12,200
28	Placentia West-Bellevue	13,800
29	Portugal Cove-Bell Island	7,700
30	St. Barbe-White Bay	11,800
31	St. John's Centre	6,000
32	St. John's East-Quidi Vidi	6,000
33	St. John's West	6,000
34	Stephenville-Port au Port	6,800
35	Terra Nova	13,400

36	Topsail-Paradise	6,000
37	Tongat Mountains	20,700
38	Trinity-Carbonear	8,600
39	Virginia Waters-Pleasantville	6,000
40	Waterford Valley	6,000
	Total	\$380,800

2. Section 1 shall come into force the day immediately following the general election which occurs immediately after the coming into force of this Act.

CM 2015-027

The Commission approved the following amendment to the *House of Assembly Accountability, Integrity and Administration Act*, subject to final wording by the Office of the Legislative Counsel and approval of the House of Assembly:

3. Subsection 16(1.1) of the *House of Assembly Accountability, Integrity and Administration Act* is repealed and the following is substituted:

(1.1) The members' compensation review committee first appointed under subsection (1) during the Forty-Eighth General Assembly shall be appointed not more than 6 months after the election of members to that General Assembly.

Adjournment: 6:24 p.m.

Wade Verge, MHA
Speaker and Chair


Sandra Barnes
Clerk and Secretary to the Commission



**House of Assembly
Newfoundland and Labrador**

**Minutes of the House of Assembly
Management Commission**

Date: June 8, 2015

Location: House of Assembly Chamber

Time: 5:00 p.m.

Members Present:

Mr. Wade Verge, MHA, Lewisporte, Speaker

Ms. Sandra Barnes, Clerk of the House of Assembly

Ms. Lorraine Michael, MHA (NDP) Signal Hill - Quidi Vidi

Hon. Keith Hutchings, MHA (PC) Ferryland

Mr. Andrew Parsons, MHA (L) Burgeo-LaPoile

Regrets:

Hon. Darin King, Government House Leader

Mr. Kevin Pollard, MHA (PC) Baie Verte - Springdale

Other

Mr. Glen Littlejohn, MHA (PC), Port de Grave, Deputy Speaker

Ms. Marie Keefe, Policy & Communications Officer

CM 2015-028

Pursuant to Section 64 of the *House of Assembly Accountability, Integrity and Administration Act*, the Commission approved the following amendments to the *Members' Resources and Allowances Rules*, subject to final wording by the Office of the Legislative Counsel and approval of the House of Assembly.

1(1) Paragraph 2(d) of the *Members' Resources and Allowances Rules* is repealed and the following is substituted:

(d) "capital region" means the area encompassing the following electoral districts as described and delineated in the House of Assembly Act as follows:

- (i) Cape St. Francis
- (ii) Conception Bay South
- (iii) Ferryland (North of Witless Bay Line)
- (iv) Mount Pearl-Southlands
- (v) Mount Pearl North
- (vi) Mount Scio
- (vii) Portugal Cove-Bell Island
- (viii) St. John's Centre
- (ix) St. John's East-Quidi Vidi
- (x) St. John's West
- (xi) Topsail-Paradise
- (xii) Virginia Waters-Pleasantville
- (xiii) Waterford Valley; and
- (xiv) Windsor Lake

(2) Subsection 33.1(3) of the Rules is repealed and the following is substituted:

(3) This section shall apply only to members who represent the districts of

- (a) Ferryland (South of Witless Bay Line)
- (b) Harbour Grace-Port de Grave
- (c) Harbour Main
- (d) Placentia-St. Mary's
- (e) Placentia West-Bellevue; and
- (f) Trinity-Bay de Verde

(3) Subsection 37.1(2) of the Rules is repealed and the following is substituted:

(2) The districts to which subsection (1) applies are:

- (a) Baie Verte-Green Bay
- (b) Burgeo-La Poile
- (c) Burin-Grand Bank
- (d) Cartwright-L'Anse au Clair
- (e) Corner Brook
- (f) Exploits
- (g) Fogo Island-Cape Freels
- (h) Fortune Bay-Cape La Hune
- (i) Grand Falls-Windsor-Buchans
- (j) Gros Morne
- (k) Humber- Bay of Islands
- (l) Labrador West
- (m) Lake Melville
- (n) Lewisporte-Twillingate
- (o) St. Barbe-L'Anse aux Meadows
- (p) St. George's-Grand Lake
- (q) Stephenville-Port au Port; and
- (r) Tomgat Mountains

(4) Schedule A of the Rules is repealed and the following is substituted:

Schedule A
House Operations
Estimates of Intra-constituency Costs

District No.	Electoral District	Total
1	Baie Verte-Green Bay	\$12,600
2	Bonavista	11,200
3	Burgeo-La Poile	11,300
4	Burin-Grand Bank	12,700
5	Cape St. Francis	7,200
6	Cartwright-L'Anse au Clair	25,600
7	Conception Bay South	6,100
8	Corner Brook	6,000
9	Exploits	10,800
10	Ferryland	10,100
11	Fogo Island-Cape Freels	12,700
12	Fortune Bay-Cape La Hune	16,300
13	Gander	7,700
14	Grand Falls-Windsor-Buchans	9,100
15	Gros Morne	12,600
16	Harbour Grace-Port de Grave	7,700
17	Harbour Main	7,600
18	Humber-Bay of Islands	12,500
19	Labrador West	6,600
20	Lake Melville	8,000
21	Lewisporte-Twillingate	9,200
22	Mount Pearl North	6,000
23	Mount Pearl – Southlands	6,000
24	Mount Scio	6,000
25	Placentia-St. Mary's	11,500
26	Placentia West-Bellevue	13,800
27	Portugal Cove-Bell Island	7,700
28	St. Barbe-L'Anse aux Meadows	12,200
29	St. George's-Grand Lake	8,400
30	St. John's Centre	6,000
31	St. John's East-QuidiVidi	6,000
32	St. John's West	6,000
33	Stephenville-Port au Port	6,800
34	Terra Nova	12,700
35	Topsail-Paradise	6,000
36	Torngat Mountains	20,700
37	Trinity-Bay de Verde	8,600
38	Virginia Waters-Pleasantville	6,000
39	Waterford Valley	6,000

40	Windsor Lake	6,000
	Total	\$386,000

2. Section 1 shall come into force the day immediately following the general election which occurs immediately after the coming into force of this Act.

CM 2015-029 The Commission waived the two day waiting period for decision confirmation to assist in having the proposed amendments prepared for the current sitting of the House.

Adjournment: 5:25 p.m.

Wade Verge, MHA
Speaker and Chair



Sandra Barnes
Clerk and Secretary to the Commission



**House of Assembly
Newfoundland and Labrador**

**Minutes of the House of Assembly
Management Commission**

Date: September 22, 2015

Location: House of Assembly Chamber

Time: 9:00 a.m.

Members Present:

Mr. Wade Verge, MHA, Lewisporte, Speaker

Ms. Lorraine Michael, MHA (NDP) Signal Hill - Quidi Vidi

Hon. Keith Hutchings, MHA (PC) Ferryland

Hon. Darin King, Government House Leader

Mr. Andrew Parsons, MHA (L) Burgeo-LaPoile

Regrets:

Mr. Dwight Ball, MHA (L) Humber Valley

Ms. Sandra Barnes, Clerk of the House of Assembly

Mr. Kevin Pollard, MHA (PC) Baie Verte - Springdale

Other

Mr. Glen Littlejohn, MHA (PC), Port de Grave, Deputy Speaker

Ms. Marie Keefe, Policy & Communications Officer

Lorna Proudfoot, Law Clerk

Wanda Lee Mercer, Chief Financial Officer

CM 2015-030

At an *in camera* meeting, the Commission directed that its solicitors take action to pursue payment of the costs as ordered by the court decision respecting Fraser March.

At the *in camera* meeting, the Commission discussed a personnel issue but there was no decision to report.

- CM 2015-031** The Minutes of the House of Assembly Management Commission meeting held on March 31, 2015 were approved as read.
- CM 2015-032** The Minutes of the House of Assembly Management Commission meeting held on May 26, 2015 were approved as read.
- CM 2015-033** The Minutes of the House of Assembly Management Commission meeting held on June 8, 2015 were approved as read.

The Speaker gave an update on authorizations made under section 43 of the *Members' Resources and Allowances Rules* for the period ending September 16, 2015. The amount of \$196.02 was approved for former Member for Labrador West, Mr. Nick McGrath, for travel, accommodations and meals. These costs were incurred because of extra travel time required for the Member to return to his district when the House adjourned.

The Speaker gave an update on rulings on allowance use under section 24 of the *House of Assembly Accountability, Integrity and Administration Act* for the period ending September 16, 2015. The amount of \$200.00 was approved for the Member for Mount Pearl South, Mr. Paul Lane, for expenses which were in compliance with the Rules but were submitted past the 60-day deadline.

The financial reports for the Legislature for the periods April 1, 2014 to March 31, 2015 and April 1, 2015 to June 30, 2015 were provided to the Commission for review. The Members' Accountability and Disclosure Reports were provided for the same periods.

The Eighth report of the Audit Committee was submitted to the Commission for review.

- CM 2015-034** Pursuant to subsection 43(2) of the *House of Assembly, Accountability, Integrity and Administration Act*, the Commission appointed the Auditor General as auditor of the House of Assembly and Statutory Offices for the year ending 31 March 2016.

CM 2015-035

The Commission approved the audited financial information for April 1, 2014 to March 31, 2015 for the House of Assembly and its Statutory Offices as recommended by the Audit Committee.

The audited financial information for the Office of the Auditor General for fiscal year ended 31 March 2015 was submitted to the Commission for review only.

The Caucus Operational Funding Expenditure Reports for the period April 1, 2014 - March 31, 2015 for the Office of the Speaker, Government Members' Caucus, Official Opposition Caucus and the Third Party Caucus were submitted to the Commission for review.

CM 2015-036

Pursuant to subparagraph 20(6)(b)(ii) of the *House of Assembly Accountability, Integrity and Administration Act*, the Commission approved the revised Caucus Operational Funding Grants Policy.

Wade Verge, MHA
Speaker and Chair



Sandra Barnes
Clerk and Secretary to the Commission



**House of Assembly
Newfoundland and Labrador**

**Minutes of the House of Assembly
Management Commission**

Date: November 6, 2015

Location: Speaker's Boardroom

Time: 2:25 p.m.

Members Present:

Mr. Wade Verge, MHA, Lewisporte, Speaker
Ms. Sandra Barnes, Clerk of the House of Assembly
Mr. Andrew Parsons, MHA (L), Burgeo - La Poile
Mr. Keith Hutchings, MHA (PC) Ferryland
Ms. Lorraine Michael, MHA (NDP) St. John's East - Quidi Vidi

Regrets:

Hon. Darin King, Government House Leader
Mr. Dwight Ball, MHA (L), Humber Valley
Kevin Pollard, MHA (PC), Baie Verte - Springdale

Other

Ms. Glenn Littlejohn, MHA (PC), Port de Grave, Deputy Speaker
Ms. Wanda Lee Mercer, Chief Financial Officer
Ms. Lorna Proudfoot, Law Clerk
Ms. Marie Keefe, Policy & Communications Officer

CM 2015-037

The Commission, at its *in camera* meeting on November 6, 2015, approved the proposed organizational structure dated November 3, 2015 for the Office of the Information and Privacy Commissioner. To give effect to the above, the Commission approved the following:

1. The Commission approved the creation of the position of Assistant Commissioner at a pay scale and level to be determined by the House of Assembly Classification Committee.

2. The Commission approved the creation of the position of Intake Officer at a pay scale and level to be determined by the House of Assembly Classification Committee.
3. The Commission approved the creation of the position of Senior Access and Privacy Analyst (Advocacy and Compliance) at a pay scale and level to be determined by the House of Assembly Classification Committee.
4. The Commission approved the abolition of the position of Mediation, Communication and Policy Analyst.
5. The Commission approved a permanent increase of \$300,000 to the budgetary appropriation of the Office of the Information and Privacy Commissioner, allocated as follows:

Salaries - \$271,500

Employee Benefits - \$7,500

Transportation & Communications - \$6,000

Supplies - \$3,200

Purchased Services - \$11,800

Adjournment: 2:45 p.m.

Wade Verge, MHA
Speaker and Chair

A handwritten signature in blue ink that reads "Sandra Barnes". The signature is fluid and cursive, with the first name "Sandra" and last name "Barnes" clearly legible.

Sandra Barnes
Clerk and Secretary to the Commission



**House of Assembly
Newfoundland and Labrador**

**Minutes of the House of Assembly
Management Commission**

Date: March 16, 2016

Location: House of Assembly Chamber

Time: 5:30 p.m.

Members Present:

Mr. Tom Osborne, MHA, Waterford Valley, Speaker

Ms. Sandra Barnes, Clerk of the House of Assembly

Hon. Andrew Parsons, Government House Leader

Mr. Keith Hutchings, MHA (PC) Ferryland

Hon. Siobhan Coady, MHA (Lib), St. John's West

Ms. Lorraine Michael, MHA (NDP) St. John's East - Quidi Vidi

Mr. Paul Davis, MHA (PC) Topsail – Paradise

Mr. Mark Browne, MHA (Lib) Placentia West - Bellevue

Other

Ms. Lisa Dempster, MHA (Lib), Cartwright – L'Anse au Clair, Deputy Speaker

Ms. Marie Keefe, Policy & Communications Officer

CM 2016-001

The Minutes of the House of Assembly Management Commission meeting held on September 22, 2015 were approved as read.

The Speaker gave an update on rulings on allowance use under section 24 of the *House of Assembly Accountability, Integrity and Administration Act* for the period ending September 16, 2015 as follows:

- The amount of \$192.27 was approved for the Member for the former District of St. John's South, Mr. Tom Osborne, for expenses which were in compliance with the Rules but were submitted past the 60-day deadline.

- The amount of \$225.00 was approved for the former Member for the District of Lake Melville, Mr. Keith Russell, for expenses which were in compliance with the Rules but were submitted past the 60-day deadline.
- The amount of \$84.75 was approved for the former Member for the former District of Grand Bank, Mr. Darin King, for expenses which were in compliance with the Rules but were submitted past the 60-day deadline.

The Speaker reported the following approvals for long-term vehicle rentals for the Office of the Chief Electoral Officer for the period ended March 11, 2016. These were required for operations related to the 2015 Provincial General Election.

- \$1,784.60 for cargo van rental for the period from June 26, 2015 to August 7, 2015;
- \$4,600.00 for minivan rental for the period from September 8, 2015 to December 23, 2015; and,
- \$3,570.00 for cargo van rental for the period from October 1, 2015 to December 18, 2015.

The Clerk reported authorizations given for furniture and equipment expenditures for the period ended March 11, 2016 as follows:

- The amount of \$723.17 was approved for 3 chairs for the constituency office of Ms. Sherry Gambin-Walsh, Member for the District of Placentia – St. Mary's.
- The amount of \$210.25 was approved for a docking station for the constituency office of Ms. Sherry Gambin-Walsh, Member for the District of Placentia – St. Mary's.
- The amount of \$355.99 was approved for a mobile pedestal for the constituency office of Ms. Tracey Perry, Member for the District of Fortune Bay – Cape La Hune.

The financial reports for the Legislature for the periods April 1, 2015 to September 30, 2015 and April 1, 2015 to December 30, 2015 were provided to the Commission for review. The Members' Accountability and Disclosure Reports were provided for the same periods.

CM 2016-002

The Commission approved the following transfer of funds:

From:

Subdivision 1.1.07.10 Official Opposition Caucus – Grants and Subsidies \$900

To:

Subdivision 1.1.06.10 Government Members Caucus – Grants and Subsidies \$900

CM 2016-003

The Commission appointed Mr. Mark Browne and Mr. Keith Hutchings as Members of the Audit Committee, effective immediately.

CM 2016-004

The Commission appointed Mr. Mark Browne as Chair of the Audit Committee, effective immediately.

The Commission was advised that constituency assistants to Ministers and to Parliamentary Secretaries who were on the respective departmental payrolls have been transferred to the House of Assembly payroll, effective December 1, 2015.

The Speaker advised the Commission of the following decisions which were made at an *in camera* meeting held on November 6, 2015 to discuss a personnel issue:

CM 2015-037

The Commission, at its *in camera* meeting on November 6, 2015, approved the proposed organizational structure dated November 3, 2015 for the Office of the Information and Privacy Commissioner.

To give effect to the above, the Commission approved the following:

1. The Commission approved the creation of the position of Assistant Commissioner at a pay scale and level to be determined by the House of Assembly Classification Committee.
2. The Commission approved the creation of the position of Intake Officer at a pay scale and level to be determined by the House of Assembly Classification Committee.
3. The Commission approved the creation of the position of Senior Access and Privacy Analyst (Advocacy and Compliance) at a pay scale and level to be determined by the House of Assembly Classification Committee.
4. The Commission approved the abolition of the position of Mediation, Communication and Policy Analyst.

5. The Commission approved a permanent increase of \$300,000 to the budgetary appropriation of the Office of the Information and Privacy Commissioner, allocated as follows:

Salaries - \$271,500

Employee Benefits - \$7,500

Transportation & Communications - \$6,000

Supplies - \$3,200

Purchased Services - \$11,800

CM 2016-005

The Commission deferred a decision respecting the submissions from the Office of the Information and Privacy Commissioner until after the budget process and directed that the affected positions remain temporary until that time.

Adjournment: 6:05 p.m.

Tom Osborne, MHA
Speaker and Chair



Sandra Barnes
Clerk and Secretary to the Commission



**House of Assembly
Newfoundland and Labrador**

**Minutes of the House of Assembly
Management Commission**

Date: March 23, 2016

Location: Committee Room

Time: 11:30 a.m.

Members Present:

Mr. Tom Osborne, MHA, Waterford Valley, Speaker

Ms. Sandra Barnes, Clerk of the House of Assembly

Hon. Andrew Parsons, Government House Leader

Mr. Keith Hutchings, MHA (PC) Ferryland

Hon. Siobhan Coady, MHA (Lib), St. John's West

Ms. Lorraine Michael, MHA (NDP) St. John's East - Quidi Vidi

Mr. Mark Browne, MHA (Lib) Placentia West - Bellevue

Regrets

Mr. Paul Davis, MHA (PC) Topsail – Paradise

Other

Ms. Lisa Dempster, MHA (Lib), Cartwright – L'Anse au Clair, Deputy Speaker

Ms. Wanda Lee Mercer, Chief Financial Officer

Ms. Marie Keefe, Policy & Communications Officer

Ms. Jennifer Bragg, Manager, Financial Planning & Reporting

CM 2016-006

The Commission, at an *in camera* meeting, approved the 2016 -2017 estimates for the Legislature to be forwarded to the Minister of Finance for inclusion in the 2015 Estimates and voted on in the Legislature.

CM 2016-007

In order to give effect to budget decisions, the Commission, at an *in camera* budget meeting, approved the creation of one permanent Audit Principal position for the Office of the Auditor General.

CM 2016-008

In order to give effect to budget decisions, the Commission, at an *in camera* budget meeting, approved the abolition of the Electronic Content Management Co-ordinator position (PCN 14038) for the Office of the Auditor General.

CM 2016-009

In order to give effect to budget decisions, the Commission, at an *in camera* budget meeting, approved the abolition through attrition of the position of Information Management Analyst in the Office of the Chief Electoral Office.

CM 2016-010


In order to give effect to budget decisions, the Commission, at an *in camera* budget meeting, approved the abolition of the vacant permanent part-time position of Voter Registry Coordinator in the Office of the Chief Electoral Office.

CM 2016-013

In order to give effect to budget decisions, the Commission, at an *in camera* budget meeting, directed that when a caucus increases in number and becomes entitled to additional funding amounts, that increase shall be effective immediately. When a caucus decreases in number, the calculated reduced amount shall be effective immediately.

Adjournment: 1:40 p.m.

Tom Osborne, MHA
Speaker and Chair



Sandra Barnes
Clerk and Secretary to the Commission



*HOUSE OF ASSEMBLY
NEWFOUNDLAND & LABRADOR*

Appendix B Rule Amendments



The following rule amendment was approved by the Commission for the fiscal year ended March 31, 2016:

CM 2015-028

Pursuant to Section 64 of the *House of Assembly Accountability, Integrity and Administration Act*, the Commission approved the following amendments to the *Members' Resources and Allowances Rules*, subject to final wording by the Office of the Legislative Counsel and approval of the House of Assembly.

1(1) Paragraph 2(d) of the *Members' Resources and Allowances Rules* is repealed and the following is substituted:

(d) "capital region" means the area encompassing the following electoral districts as described and delineated in the House of Assembly Act as follows:

- (i) Cape St. Francis
- (ii) Conception Bay South
- (iii) Ferryland (North of Witless Bay Line)
- (iv) Mount Pearl-Southlands
- (v) Mount Pearl North
- (vi) Mount Scio
- (vii) Portugal Cove-Bell Island
- (viii) St. John's Centre
- (ix) St. John's East-Quidi Vidi
- (x) St. John's West
- (xi) Topsail-Paradise
- (xii) Virginia Waters-Pleasantville
- (xiii) Waterford Valley; and
- (xiv) Windsor Lake

(2) Subsection 33.1(3) of the Rules is repealed and the following is substituted:

(3) This section shall apply only to members who represent the districts of

- (a) Ferryland (South of Witless Bay Line)
- (b) Harbour Grace-Port de Grave
- (c) Harbour Main
- (d) Placentia-St. Mary's
- (e) Placentia West-Bellevue; and
- (f) Trinity-Bay de Verde



(3) Subsection 37.1(2) of the Rules is repealed and the following is substituted:

(2) The districts to which subsection (1) applies are:

- (a) Baie Verte-Green Bay
- (b) Burgeo-La Poile
- (c) Burin-Grand Bank
- (d) Cartwright-L'Anse au Clair
- (e) Corner Brook
- (f) Exploits
- (g) Fogo Island-Cape Freels
- (h) Fortune Bay-Cape La Hune
- (i) Grand Falls-Windsor-Buchans
- (j) Gros Morne
- (k) Humber- Bay of Islands
- (l) Labrador West
- (m) Lake Melville
- (n) Lewisporte-Twillingate
- (o) St. Barbe-L'Anse aux Meadows
- (p) St. George's-Grand Lake
- (q) Stephenville-Port au Port; and
- (r) Torngat Mountains

(4) Schedule A of the Rules is repealed and the following is substituted:

Schedule A
House Operations
Estimates of Intra-constituency Costs

District No.	Electoral District	Total
1	Baie Verte-Green Bay	\$12,600
2	Bonavista	11,200
3	Burgeo-La Poile	11,300
4	Burin-Grand Bank	12,700
5	Cape St. Francis	7,200
6	Cartwright-L'Anse au Clair	25,600
7	Conception Bay South	6,100
8	Corner Brook	6,000
9	Exploits	10,800
10	Ferryland	10,100
11	Fogo Island-Cape Freels	12,700



12	Fortune Bay-Cape La Hune	16,300
13	Gander	7,700
14	Grand Falls-Windsor-Buchans	9,100
15	Gros Morne	12,600
16	Harbour Grace-Port de Grave	7,700
17	Harbour Main	7,600
18	Humber-Bay of Islands	12,500
19	Labrador West	6,600
20	Lake Melville	8,000
21	Lewisporte-Twillingate	9,200
22	Mount Pearl North	6,000
23	Mount Pearl – Southlands	6,000
24	Mount Scio	6,000
25	Placentia-St. Mary's	11,500
26	Placentia West-Bellevue	13,800
27	Portugal Cove-Bell Island	7,700
28	St. Barbe-L'Anse aux Meadows	12,200
29	St. George's-Grand Lake	8,400
30	St. John's Centre	6,000
31	St. John's East-QuidiVidi	6,000
32	St. John's West	6,000
33	Stephenville-Port au Port	6,800
34	Terra Nova	12,700
35	Topsail-Paradise	6,000
36	Torngat Mountains	20,700
37	Trinity-Bay de Verde	8,600
38	Virginia Waters-Pleasantville	6,000
39	Waterford Valley	6,000
40	Windsor Lake	6,000
	Total	\$386,000

2. Section 1 shall come into force the day immediately following the general election which occurs immediately after the coming into force of this Act.



*HOUSE OF ASSEMBLY
NEWFOUNDLAND & LABRADOR*

Appendix C Directives



The following Directives were approved by the Management Commission for the reporting period ended March 31, 2016:

Directive 2016-001 Amendments to Caucus Operational Funding Grants Policy

BACKGROUND

At its February 3, 2010 meeting, the Management Commission approved the Caucus Operational Funding Grants Policy to ensure consistency and appropriateness in the spending of the operational funding. The policy provides clarification to caucus staff on eligible and ineligible purchases and establishes a template for annual reporting.

In the Compliance Audit for the period October 11, 2011 to March 31, 2014, the Auditor General identified deficiencies relating to the administration of the operational funding grants. Following consultation with the Auditor General, the Audit Committee brought several recommendations respecting the Caucus Operational Funding Grants Policy to the Management Commission for consideration at its meeting on February 24, 2015. The Commission directed House officials to draft amendments to the policy to reflect the recommendations, with the revised policy to be brought back to a future meeting for consideration and approval (CM 2015-011 refers).

At its meeting on September 22, 2015, the Management Commission approved amendments to the Caucus Operational Funding Grants Policy as per the recommendations of the Audit Committee.

DIRECTIVE

Pursuant to subparagraph 20(6)(b)(ii) of the *House of Assembly Accountability, Integrity and Administration Act*, the Commission approved the attached Caucus Operational Funding Grants Policy, revised September 2015.



Appendix D Rulings on Allowance Use



The following section outline details of the rulings on allowance use that were issued under Section 24 of the *House of Assembly Accountability, Integrity and Administration Act* during the reporting period.

May 13, 2015:

The following approvals were reported to the Commission for expenditures that were in compliance with the *Members' Resources and Allowances Rules*, but not submitted for reimbursement within the 60-day timeframe:

- \$436.14 for the Member for the District of St. John's South;
- \$259.00 for the Member for the District of Terra Nova;
- \$166.68 and \$237.59 for the Member for the District of Virginia Waters;
- \$169.50 for the Member for the District of Conception Bay East - Bell Island
- \$1972.11 and \$46.64 for the Member for the District of Lake Melville.

September 22, 2015:

The following approval was reported to the Commission for expenditures that were in compliance with the *Members' Resources and Allowances Rules*, but not submitted for reimbursement within the 60-day timeframe:

- \$200.00 for the Member for Mount Pearl South.

March 16, 2016:

The following approval was reported to the Commission for expenditures that were in compliance with the *Members' Resources and Allowances Rules*, but not submitted for reimbursement within the 60-day timeframe:

- \$192.27 for the Member for the former District of St. John's South;
- \$225.00 for the former Member for the District of Lake Melville;
- \$84.75 for the former Member for the former District of Grand Bank.



*HOUSE OF ASSEMBLY
NEWFOUNDLAND & LABRADOR*

Appendix E

Report of the Audit Committee



HOUSE OF ASSEMBLY
Newfoundland and Labrador

March 25th, 2015

Honourable Wade Verge, M.H.A.
Speaker
Chair, House of Assembly Management Commission
House of Assembly

Dear Mr. Verge,

In compliance with paragraph 23(8)(c) of the *House of Assembly Accountability, Integrity And Administration Act* I submit herewith a report of the activities of the Audit Committee for the period March 19th, 2014 to March 24th, 2015 and in accordance with Subsection 8.1 of the Audit Committee Handbook I submit a copy of the Committee's Self-Assessment.

Yours sincerely,

A handwritten signature in blue ink that reads "Kevin Pollard".

Kevin Pollard, M.H.A.
Chair
Audit Committee



**House of Assembly
Newfoundland and Labrador**

**EIGHTH REPORT
OF
THE AUDIT COMMITTEE
TO
THE HOUSE OF ASSEMBLY MANAGEMENT COMMISSION
PURSUANT TO
PARAGRAPH 23 (8)(c)
OF THE
*HOUSE OF ASSEMBLY ACCOUNTABILITY, INTEGRITY AND
ADMINISTRATION ACT***

March 24th, 2015

1. The Audit Committee of the House of Assembly was established under the authority of Section 23 of the House of Assembly Accountability, Integrity and Administration Act (the Act) which received Royal Assent on June 14, 2007. Section 23 sets out the responsibilities of the Committee. Included in these responsibilities is the requirement, under Paragraph 23(8)(c), that the Committee report regularly to the House of Assembly Management Commission (the Commission) with respect to its activities.

2. The Committee comprises

Kevin Pollard, MHA Baie Verte – Springdale, Chair
Andrew Parsons, MHA, Burgeo-LaPoile
Alex Faseruk, Ph. D. and
Gail Hamilton, F.C.A.


3. The Audit Committee has submitted seven Reports and a Memo to the Commission regarding its activities. This Report, the eighth, covers the period March 19th, 2014 to March 24th, 2015 inclusive.

4. Since the last report the Committee has met five times: on July 17, August 14th and October 21st 2014 and January 8th and March 24th, 2015.

5. The Committee has held meetings with
 - the Auditor General and his staff (August 14th and October 21st 2014 and January 8th, 2015);
 - a representative of *Grant Thornton* (July 17th, 2014);
 - the Clerk of the House of Assembly (July 17th, August 14th and October 21st, 2014 January 8th, 2015 and March 24th, 2015);
 - the Comptroller General of Finance (January 8th and March 24th, 2015) and

- the Chief Financial Officer of the House of Assembly (August 14th and October 21st, 2014).
6. The Committee reviewed the results of the Management Certification Project for the fiscal year ended 31 March 2014 with a representative of *Grant Thornton*. The Committee notes that *Grant Thornton* informed the Committee that the most recent audit had identified the lowest number of weaknesses since the firm had begun carrying out the annual Project.
 7. The Committee reviewed with the Auditor General the results of his audit of the Financial Statements of the House of Assembly and Statutory Offices and the Clerk's Management Certification for the financial year ended 31 March, 2014 and notes that the Auditor General reported that no significant findings had come to his attention.
 8. The Committee recommended to the Management Commission, pursuant to paragraph 23(7)(d) of the *House of Assembly Accountability, Integrity And Administration Act*, that the Commission approve and sign the financial statements of the House of Assembly for the financial year ended 31 March, 2014.
 9. The Committee recommended to the Commission, pursuant to paragraph 23(7)(b) of the *House of Assembly Accountability, Integrity And Administration Act*, that the Auditor General be appointed the auditor of the House of Assembly and Statutory Offices for the year ending 31 March 2015.
 10. The Committee reviewed with the Auditor General the plan for the compliance audit of the House of Assembly required by subsection 43(9) of the *House Assembly Accountability, Integrity and Administration Act*.
 11. The Committee discussed with the Auditor General the results of the compliance audit referenced in Minute 10 and notes that the Auditor General informed the Committee that there were no factors or circumstances relating to the expenditure of public money which had to be identified and commented on as part of the audit function.

12. The Committee recommended to the Management Commission that they instruct the Speaker to implement six recommendations of the Auditor General's January 8, 2015 draft management letter relating to the administration of operational grants provided to the three caucuses and the Speaker.
13. The Committee discussed with the Comptroller General the results of the review of Members' and non-Members' Claims and notes that there were no findings to report. At a subsequent meeting the Comptroller General informed the Committee about the plans of her Office for the 2015-2016 fiscal year.
14. The Committee reviewed the Audit Committee Handbook and filled out the Self-Assessment Form.
15. On behalf of the Committee I thank the members for the work they have done and the officials with whom the Committee has met for their support and assistance and respectfully submit this report.



Kevin Pollard, MHA
Chair
Audit Committee

March 24th, 2015

APPENDIX G

AUDIT COMMITTEE SELF ASSESSMENT

For each of the following statements, select a number between 1 and 5, with 1 indicating that you strongly disagree, and 5 indicating that you strongly agree with the statement. Select 0 if there is no basis for evaluation.

Composition and Quality

		No basis	Strongly disagree	disagree	Neither agree nor disagree	Agree	Strongly agree
1.	Audit Committee members possess the collective skills as set out in Appendix C of the Audit Committee Handbook.	0	1	2	3	4	5
2.	The Audit Committee demonstrates integrity, credibility, trustworthiness, ability to constructively handle conflict, independence, and proactiveness.	0	1	2	3	4	5
3.	The Audit Committee reviews its mandate at least once during its term to determine whether its responsibilities are adequately described.	0	1	2	3	4	5

Understanding the organization and risks

4.	The Audit Committee considers the significant risks faced by the entity. Examples include (but are not limited to): <ul style="list-style-type: none"> • Accuracy of financial reporting • Compliance with legislation and policies • Effectiveness of internal controls • Reputation 	0	1	2	3	4	5
----	---	---	---	---	---	---	---

Processes and procedures

5.	The Audit Committee regularly reports to the House of Assembly Management Commission.	0	1	2	3	4	5
6.	The agenda and related information (e.g. prior meeting minutes, internal audit reports, etc.) are circulated in advance of meetings, to allow members sufficient time to study and understand the information.	0	1	2	3	4	5
7.	Meetings are held at least 4 times per year.	0	1	2	3	4	5
8.	The Audit Committee has private (in camera) sessions with management, internal audit and external audit.	0	1	2	3	4	5
9.	The Audit Committee behaves in a manner which promotes organization-wide awareness of ethics, quality financial reporting, and strong internal controls.	0	1	2	3	4	5

10.	The level of openness between the Audit Committee and relevant parties (management, internal audit, and external audit) is acceptable.	0	1	2	3	4	5
11.	For matters that require specialized expertise, the Audit Committee engages external parties as appropriate.	0	1	2	3	4	5

Oversight of the financial reporting process and internal controls

12.	The Audit Committee has sufficient understanding of management's process of financial reporting.	0	1	2	3	4	5
13.	The Audit Committee makes a reasonable effort to satisfy themselves as to the integrity of the House of Assembly and statutory offices' financial systems and competence of accounting personnel and senior financial management.	0	1	2	3	4	5
14.	The Audit Committee reviews the management letters and other reports written by the auditors (external and internal) to ensure that all significant matters raised are addressed.	0	1	2	3	4	5
15.	The Audit Committee takes action to ensure resolution when there are instances of repeat comments from auditors and others about internal controls.	0	1	2	3	4	5
16.	The Audit Committee reviews matters related to financial reporting and internal control with the Clerk of the House as well as advises the Clerk with respect to the exercise of his or her responsibilities as accounting officer.	0	1	2	3	4	5

Oversight of audit functions

17.	The Audit Committee considers the coordination of work between the auditors (external and internal) to ensure that they appropriately address their different areas of responsibility.	0	1	2	3	4	5
18.	The Audit Committee regularly discusses the work of internal audit and offers input into the scope of work to be performed.	0	1	2	3	4	5

Public interest disclosures

19.	The Audit Committee establishes and follows procedures for the confidential treatment of complaints regarding accounting and internal control matters.	0	1	2	3	4	5
	The Audit Committee communicates all matters brought to its attention related to public interest disclosures according to the provisions of the <i>House of Assembly Accountability, Integrity and Administration Act</i> .	0	1	2	3	4	5



*HOUSE OF ASSEMBLY
NEWFOUNDLAND & LABRADOR*

Appendix F

Financial Information & Management Certification

31 March 2016



**AUDITOR
GENERAL**
of Newfoundland and Labrador

August 31, 2016

Ref: DP02-F4216

The Honourable Tom Osborne, M.H.A.
Chair of the House of Assembly
Management Commission
House of Assembly
P.O. Box 8700
St. John's, Newfoundland and Labrador
A1B 4J6

Dear Sir:

In accordance with Section 43 of the *House of Assembly Accountability, Integrity and Administration Act* (the *Act*), I have performed the audit of the House of Assembly and its statutory offices for the year ended March 31, 2016. Section 43(6) of the *Act* requires that the audit consist of:

- an opinion on whether the accounts are fairly presented in accordance with the accounting policies noted;
- an opinion on whether the expenses incurred are in accordance with the policies of the House of Assembly Management Commission and, where applicable, the policies of the Executive Branch of Government; and
- an opinion on whether the Clerk of the House of Assembly's assessment of the effectiveness of internal controls is fairly stated and whether the internal controls are operating effectively.

I enclose 20 copies of the audited financial information and management certification for the year ended March 31, 2016, along with my Independent Auditor's Report thereon. After you and a member of the House of Assembly Management Commission have signed the audited financial information, please return the unbound copy to me.

Respectfully submitted,



TERRY PADDON, CPA, CA
Auditor General

Enclosure

c.c. Ms. Sandra Barnes
Clerk of the House of Assembly

House of Assembly Audit Committee:
Mr. Mark Browne, M.H.A., Chair
Mr. Keith Hutchings, M.H.A., Member
Dr. Alex Faseruk, Ph.D., Member
Ms. Gail Hamilton, FCPA, FCA, Member

**HOUSE OF ASSEMBLY
AND ITS STATUTORY OFFICES**

**FINANCIAL INFORMATION
AND
MANAGEMENT CERTIFICATION**

MARCH 31, 2016

**HOUSE OF ASSEMBLY
AND ITS STATUTORY OFFICES**

FINANCIAL INFORMATION

MARCH 31, 2016



**AUDITOR
GENERAL**
of Newfoundland and Labrador

INDEPENDENT AUDITOR'S REPORT

To the Members of the House of Assembly Management Commission
Province of Newfoundland and Labrador

I have audited the financial information of the House of Assembly and its statutory offices (the Assembly), which comprises the schedule of assets and liabilities as at March 31, 2016, the schedule of expenditure and related revenue, the schedule of gross expenditure and unexpended balances for the year then ended and a summary of significant accounting policies and other explanatory information. The financial information has been prepared by management of the Assembly to comply with the requirements of the *House of Assembly Accountability, Integrity and Administration Act* (the *Act*).

I have also audited, in accordance with section 43(6)(b) of the *Act*, the expenses incurred by the Assembly to determine whether they were in accordance with the policies of the House of Assembly Management Commission and, where applicable, the policies of the Executive Branch of Government.

As well, I have audited in accordance with section 43(6)(c) of the *Act*, the assessment of the Clerk of the House of Assembly of the effectiveness of the internal controls of the Assembly as at March 31, 2016.

Management's Responsibility for the Financial Information

The management of the Assembly is responsible for the preparation of this financial information in accordance with the accounting policies disclosed in Note 1(a) and for such internal control as management determines is necessary to enable the preparation of financial information that is free from material misstatement, whether due to fraud or error.

Auditor's Responsibility

My responsibility is to express an opinion on this financial information based on my audit. I conducted my audit in accordance with Canadian generally accepted auditing standards. Those standards require that I comply with ethical requirements and plan and perform the audit to obtain reasonable assurance about whether the financial information is free from material misstatement.

Independent Auditor's Report (cont.)

An audit involves performing procedures to obtain audit evidence about the amounts and disclosures in the financial information. The procedures selected depend on the judgment of the auditor, including the assessment of the risks of material misstatement of the financial information, whether due to fraud or error. In making those risk assessments, the auditor considers internal control relevant to the entity's preparation of the financial information in order to design audit procedures that are appropriate in the circumstances, but not typically for the purpose of expressing an opinion on the effectiveness of the entity's internal control. An audit also includes evaluating the appropriateness of accounting policies used and the reasonableness of accounting estimates made by management, as well as evaluating the overall presentation of the financial information.

I believe that the audit evidence I have obtained in all areas of responsibility is sufficient and appropriate to provide a basis for my audit opinion.

The internal control over financial reporting by the Assembly is a process designed to provide reasonable assurance regarding the reliability of financial reporting and the preparation of financial information. The internal control over financial reporting by the Assembly includes those policies and procedures that: (1) pertain to the maintenance of records that, in reasonable detail, accurately and fairly reflect the transactions and dispositions of the assets of the Assembly; (2) provide reasonable assurance that transactions are recorded as necessary to permit preparation of financial information in accordance with the accounting policies disclosed in the financial information, and that receipts and expenditures of the Assembly are being made only in accordance with proper authorizations; and (3) provide reasonable assurance regarding prevention or timely detection of unauthorized acquisition, use, or disposition of the assets of the Assembly that could have a material effect on the financial information.

Because of its inherent limitations, internal control over financial reporting may not prevent or detect misstatements. Also, projections of any evaluation of effectiveness to future periods are subject to the risk that controls may become inadequate because of changes in conditions, or that the degree of compliance with the policies or procedures may deteriorate.

Opinion

In my opinion, the financial information of the Assembly for the year ended March 31, 2016 is prepared, in all material respects, in accordance with the accounting policies disclosed in Note 1(a).

Also, in my opinion, the expenses incurred by the Assembly were in accordance with the policies of the House of Assembly Management Commission which were in place during the year and, where applicable, the policies of the Executive Branch of Government.

Independent Auditor's Report (cont.)

As well, in my opinion, the assessment of internal controls by the Clerk of the House of Assembly over financial reporting at the Assembly as at March 31, 2016, was fairly stated and the internal controls over financial reporting at the Assembly were operating effectively, in all material respects, as at that date.

Basis of Accounting and Restriction on Use

Without modifying my opinion, I draw attention to Note 1(a) to the financial information, which describes the basis of accounting. The financial information is prepared solely to assist the House of Assembly Management Commission to comply with the requirements of the *House of Assembly Accountability, Integrity and Administration Act*. As a result, the financial information may not be suitable for another purpose. My report is intended solely for the use of the House of Assembly Management Commission and should not be used by anyone other than the specified user.



TERRY PADDON, CPA, CA
Auditor General

August 31, 2016
St. John's, Newfoundland and Labrador

**HOUSE OF ASSEMBLY AND ITS STATUTORY OFFICES
 PROVINCE OF NEWFOUNDLAND AND LABRADOR
 SCHEDULE OF ASSETS AND LIABILITIES**

As at March 31

2016

2015

ASSETS

Cash held in trust (Note 2)	\$ 22,147	\$ 1,825
Accounts receivable (Note 3)	267,780	303,758
Prepaid expenses (Note 4)	69,563	77,316
Tangible capital assets (Note 5)	603,843	703,886
Total assets	\$ 963,333	\$ 1,086,785

LIABILITIES


Accounts payable	\$ 22,377	\$ 24,802
Accrued payroll	412,883	307,104
Accrued paid and annual leave	2,173,287	1,709,992
Accrued overtime	66,458	75,455
Accrued severance pay (Note 6)	3,467,030	4,141,187
Trust liability (Note 2)	22,147	1,825
Total liabilities	\$ 6,164,182	\$ 6,260,365

Pensions and Group Health and Life Insurance Benefits (Note 7)


Contractual obligations (Note 8)

See accompanying notes

Signed on behalf of the House of Assembly
 Management Commission:



 Chair of the House of Assembly
 Management Commission



 Member of the House of Assembly
 Management Commission
M. M. Joseph. Pandori

HOUSE OF ASSEMBLY AND ITS STATUTORY OFFICES
PROVINCE OF NEWFOUNDLAND AND LABRADOR
SCHEDULE OF EXPENDITURE AND RELATED REVENUE
For the Year Ended March 31

	2016 Actual	Estimates		2015 Actual
		Amended	Original	
HOUSE OF ASSEMBLY				
Administrative Support				
Salaries	\$ 1,933,788	\$ 1,939,500	\$ 1,932,200	\$ 1,705,520
Employee benefits	4,776	4,800	4,500	4,634
Transportation and communications	66,292	72,500	72,500	37,762
Supplies	25,695	47,500	36,200	26,284
Professional services	71,150	71,200	71,100	66,286
Purchased services	56,417	73,400	62,000	26,464
Property, furnishings and equipment	45,731	92,100	92,500	97,720
	2,203,849	2,301,000	2,271,000	1,964,670
Revenue - Provincial	(9,440)	-	-	(434)
Total: Administrative Support	2,194,409	2,301,000	2,271,000	1,964,236
Legislative Library and Records Management				
Salaries	650,110	654,700	654,700	623,736
Employee benefits	2,086	2,100	900	1,153
Transportation and communications	6,433	8,100	10,200	6,509
Supplies	47,006	47,900	47,000	45,921
Purchased services	8,450	8,500	8,500	8,688
Total: Legislative Library and Records Management	714,085	721,300	721,300	686,007
Hansard and the Broadcast Centre				
Salaries	616,232	628,600	638,600	701,199
Employee benefits	700	700	600	250
Transportation and communications	3,780	5,800	6,100	2,944
Supplies	19,577	20,000	7,900	6,200
Purchased services	163,307	251,500	263,700	204,512
Property, furnishings and equipment	9,935	10,300	10,000	33,537
Total: Hansard and the Broadcast Centre	813,531	916,900	926,900	948,642

HOUSE OF ASSEMBLY AND ITS STATUTORY OFFICES
PROVINCE OF NEWFOUNDLAND AND LABRADOR
SCHEDULE OF EXPENDITURE AND RELATED REVENUE
For the Year Ended March 31

	2016 Actual	Estimates		2015 Actual
		Amended	Original	
HOUSE OF ASSEMBLY (cont.)				
Members' Resources				
Salaries	7,657,961	7,667,800	6,660,300	6,473,028
Transportation and communications	12,521	33,000	33,000	2,597
Purchased services	19,896	41,100	41,100	3,692
<u>Allowances and assistance</u>	<u>1,673,578</u>	<u>2,365,600</u>	<u>2,365,600</u>	<u>1,930,068</u>
	9,363,956	10,107,500	9,100,000	8,409,385
<u>Revenue - Provincial</u>	<u>(143,933)</u>	-	-	<u>(70,422)</u>
Total: Members' Resources	9,220,023	10,107,500	9,100,000	8,338,963
House Operations				
Salaries	247,663	253,800	322,100	307,929
Employee benefits	3,050	5,900	5,900	3,450
Transportation and communications	37,269	122,700	125,700	58,641
Supplies	15,681	16,800	14,500	16,115
Professional services	2,220	3,900	3,900	1,080
Purchased services	47,628	48,200	47,500	98,814
Property, furnishings and equipment	-	1,700	1,700	540
<u>Grants and subsidies</u>	<u>13,388</u>	<u>18,400</u>	<u>18,400</u>	<u>13,356</u>
	366,899	471,400	539,700	499,925
<u>Revenue - Provincial</u>	<u>-</u>	<u>-</u>	<u>-</u>	<u>(47,732)</u>
Total: House Operations	366,899	471,400	539,700	452,193
Government Members' Caucus				
Salaries	626,478	631,600	571,400	830,359
Employee benefits	-	-	1,300	-
Transportation and communications	19,468	19,700	23,400	18,372
Supplies	11,190	12,000	11,200	8,333
Purchased services	16,867	16,900	9,300	7,784
Property, furnishings and equipment	614	700	2,500	3,308
<u>Grants and subsidies</u>	<u>39,791</u>	<u>39,800</u>	<u>38,900</u>	<u>43,377</u>
Total: Government Members' Caucus	714,408	720,700	658,000	911,533

HOUSE OF ASSEMBLY AND ITS STATUTORY OFFICES
PROVINCE OF NEWFOUNDLAND AND LABRADOR
SCHEDULE OF EXPENDITURE AND RELATED REVENUE
For the Year Ended March 31

	2016 Actual	Estimates		2015 Actual
		Amended	Original	
HOUSE OF ASSEMBLY (cont.)				
Official Opposition Caucus				
Salaries	1,290,115	1,296,300	1,187,900	1,063,740
Employee benefits	1,997	2,900	2,900	1,781
Transportation and communications	42,757	62,300	72,800	57,163
Supplies	13,014	17,100	20,800	16,107
Purchased services	17,556	21,300	18,700	31,679
Property, furnishings and equipment	371	1,900	5,400	710
Grants and subsidies	18,473	21,400	22,300	18,548
Total: Official Opposition Caucus	1,384,283	1,423,200	1,330,800	1,189,728
Third Party Caucus				
Salaries	408,157	409,500	424,100	425,243
Employee benefits	-	400	1,000	-
Transportation and communications	14,675	18,800	24,400	22,006
Supplies	4,442	5,600	9,300	6,244
Purchased services	9,552	10,900	9,400	8,479
Property, furnishings and equipment	531	1,100	1,900	295
Grants and subsidies	11,102	11,200	11,200	10,844
Total: Third Party Caucus	448,459	457,500	481,300	473,111
TOTAL: HOUSE OF ASSEMBLY	15,856,097	17,119,500	16,029,000	14,964,413
OFFICE OF THE CHIEF ELECTORAL OFFICER				
Salaries	3,649,612	3,696,900	4,195,100	1,387,232
Employee benefits	1,868	4,500	4,500	3,140
Transportation and communications	555,179	780,400	780,400	185,244
Supplies	31,211	76,300	76,300	48,928
Professional services	31,993	58,000	58,000	27,098
Purchased services	823,620	958,800	958,800	339,377
Property, furnishings and equipment	15,657	27,600	27,600	106,299
Grants and subsidies	139,970	538,100	538,100	106,380
	5,249,110	6,140,600	6,638,800	2,203,698
Revenue (Provincial)	(16)	-	-	(381)
Total: Office of the Chief Electoral Officer	5,249,094	6,140,600	6,638,800	2,203,317

HOUSE OF ASSEMBLY AND ITS STATUTORY OFFICES
PROVINCE OF NEWFOUNDLAND AND LABRADOR
SCHEDULE OF EXPENDITURE AND RELATED REVENUE
For the Year Ended March 31

	2016 Actual	Estimates		2015 Actual
		Amended	Original	
OFFICE OF THE CITIZENS' REPRESENTATIVE				
Salaries	649,276	672,200	672,200	646,500
Employee benefits	2,932	8,000	8,000	7,141
Transportation and communications	18,976	39,800	39,800	26,515
Supplies	2,935	10,000	10,000	3,180
Professional services	-	15,000	15,000	4,860
Purchased services	65,901	82,400	82,400	64,030
Property, furnishings and equipment	4,126	5,000	5,000	2,925
Total: Office of the Citizens' Representative	744,146	832,400	832,400	755,151
OFFICE OF THE CHILD AND YOUTH ADVOCATE				
Salaries	1,074,200	1,147,800	1,147,800	1,030,594
Employee benefits	5,559	5,600	3,500	2,875
Transportation and communications	33,142	56,800	60,400	33,762
Supplies	5,710	6,000	6,000	5,658
Professional services	5,858	20,000	20,000	9,936
Purchased services	158,185	165,900	165,900	163,280
Property, furnishings and equipment	5,487	5,500	4,000	8,686
Total: Office of the Child and Youth Advocate	1,288,141	1,407,600	1,407,600	1,254,791
OFFICE OF THE INFORMATION AND PRIVACY COMMISSIONER				
Salaries	1,067,777	1,089,100	1,131,400	910,450
Employee benefits	4,046	4,100	2,000	4,435
Transportation and communications	34,067	34,100	20,600	28,071
Supplies	7,134	9,700	6,500	9,757
Professional services	37,974	50,900	60,000	62,967
Purchased services	120,236	122,200	122,300	101,322
Property, furnishings and equipment	2,212	2,300	1,000	12,398
	1,273,446	1,312,400	1,343,800	1,129,400
Revenue - Provincial	(38)	-	-	(37)
Total: Office of the Information and Privacy Commissioner	1,273,408	1,312,400	1,343,800	1,129,363
TOTAL: HOUSE OF ASSEMBLY AND ITS STATUTORY OFFICES	\$ 24,410,886	\$ 26,812,500	\$ 26,251,600	\$ 20,307,035

See accompanying notes

**HOUSE OF ASSEMBLY AND ITS STATUTORY OFFICES
 PROVINCE OF NEWFOUNDLAND AND LABRADOR
 SCHEDULE OF GROSS EXPENDITURE AND UNEXPENDED BALANCES
 For the Year Ended March 31**

	2016	2015
Original estimates (net)	\$ 26,251,600	\$ 21,136,300
Add transfers of estimates	560,900	299,300
Add back revenues estimates net of transfers and statutory payments	-	71,800
Original estimates of expenditure	26,812,500	21,507,400
Supplementary supply	-	-
Total appropriation	26,812,500	21,507,400
Total net expenditure	24,410,886	20,307,035
Add: revenue	153,427	119,006
Total gross expenditure	24,564,313	20,426,041
Unexpended balance of appropriation	\$ 2,248,187	\$ 1,081,359

See accompanying notes

**HOUSE OF ASSEMBLY AND ITS STATUTORY OFFICES
PROVINCE OF NEWFOUNDLAND AND LABRADOR
NOTES TO FINANCIAL INFORMATION
March 31, 2016**

Authority, nature of operations and basis of consolidation

The House of Assembly of Newfoundland and Labrador consists of 40 Members each of whom has been elected by the voters in the Provincial district which they represent. The House of Assembly in conjunction with the Lieutenant-Governor is known as the Legislature and its main role is to be the official law maker for all Provincial legislation. The Assembly debates draft legislation, estimates etc. and approves legislation or amendments for signature by the Lieutenant-Governor (Royal Assent).

This financial information reflects the financial operations of the House of Assembly and its Statutory Offices, as defined by the *House of Assembly Accountability, Integrity and Administration Act* (the *Act*). This financial information does not include the financial information of the Office of the Auditor General, which is another Statutory Office of the House of Assembly. The financial information of the Office of the Auditor General is audited by an independent firm of public accountants and presented under separate cover.

1. Summary of Significant Accounting Policies

(a) Basis of Presentation

The Schedule of Assets and Liabilities has been prepared on the accrual basis of accounting, consistent with the basis of accounting used in the preparation of the Consolidated Summary Financial Statements of the Province of Newfoundland and Labrador.

The Schedule of Expenditure and Related Revenue and the Schedule of Gross Expenditure and Unexpended Balances have been prepared on the modified cash basis of accounting, consistent with the basis of accounting in the preparation of the Report on the Program Expenditures and Revenues of the Consolidated Revenue Fund. In addition to the actual expenditure and related revenue for the year, for information purposes, the Schedule of Expenditure and Related Revenue includes the original and amended estimates for the House of Assembly and its Statutory Offices.

The accounting policies are also consistent with those used in the preparation of the Consolidated Summary Financial Statements of the Province of Newfoundland and Labrador except that this financial information does not include a provision for accumulating non-vesting sick leave benefits and non-vesting severance benefits.

(b) Measurement Uncertainty

The preparation of financial information in conformity with the policies described in Note 1(a) requires management to make estimates and assumptions that affect the reported amounts of assets and liabilities at the date of the Schedule of Assets and Liabilities. Items requiring the use of significant estimates include the allowance for doubtful accounts and the useful lives of tangible capital assets.

Estimates are based on the best information available at the time of preparation of the financial information and are reviewed annually to reflect new information as it becomes available. Measurement uncertainty exists in this financial information. Actual results could differ from these estimates.

HOUSE OF ASSEMBLY AND ITS STATUTORY OFFICES
PROVINCE OF NEWFOUNDLAND AND LABRADOR
NOTES TO FINANCIAL INFORMATION
March 31, 2016

2. Cash held in trust

The \$22,147 (2015 - \$1,825) of cash held in trust is held by the Office of the Chief Electoral Officer. There is a corresponding liability for this amount. These monies, including nomination fees, were deposited by candidates in General Elections and in by-elections from funds provided to the candidates in support of their respective election campaigns.

Candidates' nomination fees of \$200 per candidate are held until candidates file papers to have these fees reimbursed. Excess funds that exceed the campaign limits per the *Elections Act, 1991* are held in trust until the next Provincial general election.

3. Accounts receivable

	<u>2016</u>	<u>2015</u>
Due from Judgment Enforcements		
- former Members of the House of Assembly	\$ 262,950	\$ 298,698
Other amounts due from Judgment Enforcements	2,779,856	2,766,400
<u>Miscellaneous amounts</u>	<u>4,830</u>	<u>5,060</u>
	3,047,636	3,070,158
<u>Less: allowance for doubtful accounts</u>	<u>(2,779,856)</u>	<u>(2,766,400)</u>
<u>Total accounts receivable</u>	<u>\$ 267,780</u>	<u>\$ 303,758</u>

The accounts receivable and the related allowance for doubtful accounts for amounts due from Judgment Enforcements - former Members of the House of Assembly and Other amounts due from Judgment Enforcements were provided by the Office of the Comptroller General.

4. Prepaid expenses

	<u>2016</u>	<u>2015</u>
Prepaid expenses consists of:		
Memberships and subscriptions	\$ 53,423	\$ 52,378
Training and development	-	3,205
<u>Travel and other</u>	<u>16,140</u>	<u>21,733</u>
<u>Total prepaid expenses</u>	<u>\$ 69,563</u>	<u>\$ 77,316</u>

HOUSE OF ASSEMBLY AND ITS STATUTORY OFFICES
PROVINCE OF NEWFOUNDLAND AND LABRADOR
NOTES TO FINANCIAL INFORMATION
March 31, 2016

5. Tangible capital assets

	2016			2015
	Original Cost	Accumulated Amortization	Net Book Value	Net Book Value
Furniture and equipment	\$1,475,566	\$ 871,723	\$ 603,843	\$ 703,886

These assets are amortized over a 10 year period.

6. Accrued severance pay

The liability for severance pay in the amount of \$3,467,030 (2015 - \$4,141,187) is reported on the accrual basis of accounting on the Schedule of Assets and Liabilities and is calculated based on years of service and current salary levels.

Members of the House of Assembly are eligible for severance pay when they cease to be Members. Severance pay for Members is based on one month's basic indemnity for each year of service and is prorated for part of the year's service. Minimum severance for Members is three months pay, while maximum is twelve months pay.

Severance pay for political support staff is based on the nature of the termination of employment. Entitlement to severance pay vests with one year or more of uninterrupted service. No provision has been made in this financial information for severance pay for political support staff with less than one year of uninterrupted service. Political support staff who have their employment terminated are entitled to severance pay equal to one month's salary for each complete year of continuous service. Minimum severance is three months pay, while maximum is twelve months pay. Political support staff who voluntarily resign their positions are entitled to one week's pay for each year of service up to a maximum of twenty weeks.

Severance pay vests with other employees after nine years of uninterrupted service, and accordingly no provision has been made in this financial information for employees who have less than nine years of uninterrupted service with the Province. Severance pay, at the rate of one week's pay for each year of service up to a maximum of twenty weeks pay, is payable when the employee ceases employment with the Province.

**HOUSE OF ASSEMBLY AND ITS STATUTORY OFFICES
PROVINCE OF NEWFOUNDLAND AND LABRADOR
NOTES TO FINANCIAL INFORMATION
March 31, 2016**

7. Pensions and Group Health and Life Insurance Benefits

Members participate in the Members of the House of Assembly Pension Plan (MHA Pension Plan), as defined by the *Members of the House of Assembly Retiring Allowances Act*. Members who were contributing to another private or employer related pension plan may opt out of the MHA Pension Plan for their first General Assembly provided the decision is made prior to the first payment of salary. The Members are required to participate in the MHA Pension Plan upon subsequent re-election.

The staff of the House of Assembly and Statutory Offices participate in the Public Service Pension Plan (PSPP), as defined by the *Public Service Pension Act, 1991* (the *Act*), or the Government Money Purchase Pension Plan (GMPP).

Amounts are paid out of the Consolidated Revenue Fund (CRF) to match the pension contributions of Members and staff who participate in the PSPP or the MHA Pension Plan. Amounts are also paid out of the CRF to generally match the pension contributions of staff who participate in the GMPP. These amounts are costs of the Province of Newfoundland and Labrador and are not reflected in this financial information.

All PSPP contributions are remitted to the Public Service Pension Plan Corporation (the Corporation) from which pensions will be paid to staff when they retire. The plan is administered by the Corporation, including payment of pension benefits to employees to whom the *Act* applies.

Under the *Pensions Funding Act*, the Province is responsible for liabilities for the cost of future pensions in excess of the contributions made by Members of the MHA Pension Plan and the CRF. Any unfunded pension liabilities relating to Members of the House of Assembly are liabilities of the Province and are not reflected in this financial information.

All retired employees and Members of the Legislature who participate in the MHA Pension Plan or the PSPP are eligible to participate in the Province's Group Health and Life Insurance Program. Amounts are paid out of the CRF to match the amounts deducted from those who participate in this program. These amounts are costs of the Province of Newfoundland and Labrador and are not reflected in this financial information.

The Province is responsible for any liability relating to the group health and life insurance program. Any unfunded liabilities relating to the Members or staff of the House of Assembly and its Statutory Offices are liabilities of the Province and are not reflected in this financial information.

Details regarding the MHA Pension Plan, the PSPP, the GMPP and the Group, Health and Life Insurance Program are outlined in the Public Accounts of the Province of Newfoundland and Labrador.

HOUSE OF ASSEMBLY AND ITS STATUTORY OFFICES
PROVINCE OF NEWFOUNDLAND AND LABRADOR
NOTES TO FINANCIAL INFORMATION
March 31, 2016

8. Contractual obligations

The House of Assembly and its Statutory Offices have outstanding contractual obligations in the amount of \$917,180 relating to the lease of office accommodations. The schedule of payments related to these leases for the next five years is as follows:

2017	\$ 371,804
2018	298,204
2019	180,491
2020	66,681
2021	<u>-</u>
	<u>\$ 917,180</u>

9. Income taxes

The House of Assembly and its Statutory Offices are not subject to Provincial or Federal income taxes.

**HOUSE OF ASSEMBLY
AND ITS STATUTORY OFFICES**

MANAGEMENT CERTIFICATION

MARCH 31, 2016




**MANAGEMENT CERTIFICATION
HOUSE OF ASSEMBLY – MARCH 31, 2016**

Pursuant to Paragraph 28(3)(l) of the *House of Assembly Accountability, Integrity and Administration Act*,

I, **Sandra Barnes**, Clerk of the House of Assembly of Newfoundland and Labrador, certify that:

1. I have reviewed the financial information of the House of Assembly and Statutory Offices, as defined in the *House of Assembly Accountability, Integrity and Administration Act*, for the period ending March 31, 2016;
2. Based on my knowledge, the financial information does not contain any untrue statement of a material fact or omit to state a material fact required to be stated or that is necessary to make a statement not misleading in light of the circumstances under which it was made, with respect to the period covered by the financial information;
3. Based on my knowledge, the annual financial information presents in all material respects the results of transactions at the House of Assembly and Statutory Offices as defined in the *House of Assembly Accountability, Integrity and Administration Act*, as of the date and for the periods presented;
4. I am responsible for establishing and maintaining disclosure controls and procedures and internal control over financial reporting for the House of Assembly and Statutory Offices as defined in the *House of Assembly Accountability, Integrity and Administration Act*, and I have:
 - (a) designed such disclosure controls and procedures, or caused them to be designed under my supervision, to provide reasonable assurance that material information relating to the House of Assembly and Statutory Offices, as defined in the *House of Assembly Accountability, Integrity and Administration Act*, is made known to me by others, particularly during the period in which the financial information is being prepared;
 - (b) designed such internal control over financial reporting, or caused it to be designed under my supervision, to provide reasonable assurance regarding the reliability of financial reporting and the preparation of financial information in accordance with the required policies;
 - (c) evaluated the effectiveness of the disclosure controls and procedures as of March 31, 2016 and am satisfied with the effectiveness based on such evaluation; and
 - (d) evaluated the effectiveness of the internal control over financial reporting as of March 31, 2016 and am satisfied with the effectiveness based on such evaluation.


Clerk of the House of Assembly


Date



*HOUSE OF ASSEMBLY
NEWFOUNDLAND & LABRADOR*

Appendix G

Members' Salaries, Allowances & Expenses



I certify that the amounts of salaries, allowances and expenses reflected in the report in **Appendix G** as having been paid to or for each Member of the House of Assembly are consistent with the amounts recorded by the Comptroller General and reflected in the Public Accounts of the Province.

I certify that I have reviewed the accounts of Members as contained in **Appendix G** and they are an accurate reflection of the transactions related to those accounts for the 2015-2016 fiscal year.

A handwritten signature in blue ink that reads "Sandra Barnes".

Sandra Barnes
Clerk of the House of Assembly and
Secretary to the Commission



Report 1 – Compensation Paid to Members by the House of Assembly

This report covers the period from April 1, 2015 to March 31, 2016.

The total salaries and other payments were in accordance with the amounts established under the *House of Assembly Accountability, Integrity and Administration Act*.

Compensation Paid to Members by the House of Assembly
April 1, 2015 to March 31, 2016

Member	Member Base Salary (Note 1)	Office Holder Salary (Note 2)	Other (Note 3)	Total
Ball, Dwight	95,357	39,514	9,008	143,879
Cathy Bennett	95,157	0	0	95,157
Bennett, Derrick	30,074	0	0	30,074
Bennett, James	65,283	10,501	26,778	102,562
Bragg, Derrick	30,074	0	0	30,074
Brazil, David	95,357	0	0	95,357
Browne, Mark	30,074	0	0	30,074
Byrne, Gerry	30,074	0	0	30,074
Coady, Siobhan	30,074	0	0	30,074
Collins, Felix	65,283	0	63,234	128,517
Collins, Sandy	65,283	0	38,908	104,191
Cornect, Tony	65,283	0	56,975	122,258
Crocker, Steve	95,357	0	0	95,357
Cross, Eli	65,283	10,501	26,778	102,562
Crummell, Daniel	65,283	0	26,778	92,061
Dalley, Derrick	65,283	0	52,717	118,000
Davis, Bernard	30,074	0	0	30,074
Davis, Paul	95,357	14,558	2,154	112,069
Dean, Jerry	30,074	0	0	30,074
Dempster, Lisa	94,957	17,052	0	112,009
Dinn, John	65,283	0	56,975	122,258
Edmunds, Randy	95,357	13,517	0	108,874
Finn, John	30,074	0	0	30,074
Flynn, Stelman	65,283	0	19,357	84,640
Forsey, Clayton	65,283	0	67,557	132,840
Gambin Walsh, Sherry	30,074	0	0	30,074
Granter, Vaughn	65,283	0	30,972	96,255
Haggie, John	30,074	0	0	30,074
Haley, Carol Anne	30,074	3,691	0	33,765
Hawkins, Allan	30,074	0	0	30,074
Hedderson, Tom	65,283	0	77,430	142,713
Hillier, Rex	65,283	0	19,357	84,640
Holloway, Colin	30,074	0	0	30,074
Hunter, Ray	65,283	8,028	77,430	150,741
Hutchings, Keith	95,357	7,278	0	102,635
Jackman, Clyde	65,283	0	77,430	142,713
Joyce, Eddie	95,357	14,340	0	109,697
Kent, Steve	95,357	4,969	0	100,326
King, Darin	65,283	0	49,176	114,459
King, Neil	30,074	0	0	30,074
Kirby, Dale	95,357	0	0	95,357
Lane, Paul	95,357	3,535	0	98,892
Letto, Graham	30,074	0	0	30,074
Little, Glen	65,083	10,501	26,778	102,362
Littlejohn, Glenn	65,283	21,003	26,778	113,064
McGrath, Nicholas	65,283	0	26,778	92,061
Michael, Lorraine	95,357	3,639	0	98,996
Mitchelmore, Christopher	95,357	0	0	95,357
Murphy, George	65,283	10,501	27,503	103,287
O'Brien, Kevin	26,773	0	75,817	102,590
Osborne, Tom	95,157	14,142	2,817	112,116
Parsley, Elizabeth	30,074	0	0	30,074
Parsons, Andrew	95,357	21,003	0	116,360
Parsons, Kevin	95,357	3,639	0	98,996
Parsons, Pam	30,074	0	0	30,074
Peach, Calvin	65,283	10,501	52,717	128,501

Member	Member Base Salary (Note 1)	Office Holder Salary (Note 2)	Other (Note 3)	Total
Perry, Tracey	95,357	3,639	0	98,996
Petten, Barry	30,074	0	0	30,074
Pollard, Kevin	65,283	0	46,974	112,257
Reid, Scott	95,357	0	0	95,357
Rogers, Gerry	95,357	13,517	0	108,874
Russell, Keith	65,283	0	26,778	92,061
Slade, Sam	65,283	0	19,357	84,640
Sullivan, Susan	65,283	0	52,201	117,484
Trimper, Perry	30,074	0	0	30,074
Verge, Wade	65,283	46,377	67,300	178,960
Warr, Brian	30,074	0	0	30,074
Wiseman, Ross	65,283	0	77,430	142,713
Totals	4,297,034	305,946	1,308,242	5,911,222

Note 1: Paid in accordance with the amounts established under section 11 of the *House of Assembly Accountability, Integrity and Administration Act*.

Note 2: Paid in accordance with the amounts established under section 12 of the *House of Assembly Accountability, Integrity and Administration Act*.

Note 3: Includes payments for severances, committee per diems, car allowances, car expenses and gas.



Report 2 – Member Accountability and Disclosure Reports

This report covers the period from April 1, 2015 to March 31, 2016. The column entitled “Expenditures Processed to Date” details all of the expenditures for the reporting period.

These expenditures are authorized under the *Members’ Resources and Allowances Rules*.



House of Assembly
Newfoundland and Labrador
Member Accountability and Disclosure Report
Expenditures Summarized by Category
01-Apr-15 to 31-Mar-16

BALL, DWIGHT, MHA

Allowance Category	Expenditure Limit for Fiscal Year 2015/16 (Net of HST)	Expenditures Processed 01-Apr-15 to 31-Mar-16 (Net of HST)	Expenditures Year to Date 01-Apr-15 to 31-Mar-16 (Net of HST)	Funds Available (Net of HST)	Percent Expended to Date
Office Allowances					
Office Accommodations	9,888.00	9,888.00	9,888.00	0.00	100.0%
Rental of Short-term Accommodations	--	0.00	0.00	--	--
Office Start-up Costs	--	0.00	0.00	--	--
Office Operations	10,619.00	2,337.46	2,337.46	8,281.54	22.0%
Total Office Allowances		12,225.46	12,225.46		
Operational Resources					
Operational Resources	--	5,235.57	5,235.57	--	--
Total Operational Resources		5,235.57	5,235.57		
Travel & Living Allowances					
House in Session	--	8,531.96	8,531.96	--	--
House Not in Session	--	2,494.30	2,494.30	--	--
Intra & Extra-Constituency Travel	4,039.00	485.23	485.23	3,553.77	12.0%
Helicopter Travel	--	0.00	0.00	--	--
Total Travel & Living Allowances		11,511.49	11,511.49		
Constituency Allowance					
Constituency Allowance	2,655.00	166.85	166.85	2,488.15	6.3%
Total Constituency Allowance		166.85	166.85		
Total Expenditures					
		29,139.37	29,139.37		

---- End of Report ----



House of Assembly
Newfoundland and Labrador
Member Accountability and Disclosure Report
Expenditures Summarized by Category
01-Apr-15 to 31-Mar-16

BENNETT, CATHY, MHA

Allowance Category	Expenditure Limit for Fiscal Year 2015/16 (Net of HST)	Expenditures Processed 01-Apr-15 to 31-Mar-16 (Net of HST)	Expenditures Year to Date 01-Apr-15 to 31-Mar-16 (Net of HST)	Funds Available (Net of HST)	Percent Expended to Date
Office Allowances					
Office Accommodations	--	0.00	0.00	--	--
Rental of Short-term Accommodations	--	0.00	0.00	--	--
Office Start-up Costs	--	0.00	0.00	--	--
Office Operations	10,619.00	4,654.91	4,654.91	5,964.09	43.8%
Total Office Allowances		4,654.91	4,654.91		
Operational Resources					
Operational Resources	--	1,778.18	1,778.18	--	--
Total Operational Resources		1,778.18	1,778.18		
Travel & Living Allowances					
House in Session	--	0.00	0.00	--	--
House Not in Session	--	0.00	0.00	--	--
Intra & Extra-Constituency Travel	1,805.00	0.00	0.00	1,805.00	0.0%
Helicopter Travel	--	0.00	0.00	--	--
Total Travel & Living Allowances		0.00	0.00		
Constituency Allowance					
Constituency Allowance	2,655.00	698.85	698.85	1,956.15	26.3%
Total Constituency Allowance		698.85	698.85		
Total Expenditures		7,131.94	7,131.94		

---- End of Report ----



House of Assembly
Newfoundland and Labrador
Member Accountability and Disclosure Report
Expenditures Summarized by Category
01-Apr-15 to 31-Mar-16

Bennett, Derek, MHA

Allowance Category	Expenditure Limit for Fiscal Year 2015/16 (Net of HST)	Expenditures Processed 01-Apr-15 to 31-Mar-16 (Net of HST)	Expenditures Year to Date 01-Apr-15 to 31-Mar-16 (Net of HST)	Funds Available (Net of HST)	Percent Expended to Date
Office Allowances					
Office Accommodations	--	0.00	0.00	--	--
Rental of Short-term Accommodations	--	0.00	0.00	--	--
Office Start-up Costs	885.00	290.20	290.20	594.80	32.8%
Office Operations	3,610.00	1,168.31	1,168.31	2,441.69	32.4%
Total Office Allowances		1,458.51	1,458.51		
Operational Resources					
Operational Resources	--	3,880.44	3,880.44	--	--
Total Operational Resources		3,880.44	3,880.44		
Travel & Living Allowances					
House in Session	--	4,131.13	4,131.13	--	--
House Not in Session	--	2,579.99	2,579.99	--	--
Intra & Extra-Constituency Travel	2,768.00	1,343.98	1,343.98	1,424.02	48.6%
Helicopter Travel	--	0.00	0.00	--	--
Total Travel & Living Allowances		8,055.10	8,055.10		
Constituency Allowance					
Constituency Allowance	903.00	169.08	169.08	733.92	18.7%
Total Constituency Allowance		169.08	169.08		
Total Expenditures					
		13,563.13	13,563.13		

---- End of Report ----



House of Assembly
Newfoundland and Labrador
Member Accountability and Disclosure Report
Expenditures Summarized by Category
01-Apr-15 to 31-Mar-16

BENNETT, JIM, MHA

Allowance Category	Expenditure Limit for Fiscal Year 2015/16 (Net of HST)	Expenditures Processed 01-Apr-15 to 31-Mar-16 (Net of HST)	Expenditures Year to Date 01-Apr-15 to 31-Mar-16 (Net of HST)	Funds Available (Net of HST)	Percent Expended to Date
Office Allowances					
Office Accommodations	14,100.00	13,417.74	13,417.74	682.26	95.2%
Rental of Short-term Accommodations	--	0.00	0.00	--	--
Office Start-up Costs	653.00	0.00	0.00	653.00	0.0%
Office Operations	7,009.00	2,839.78	2,839.78	4,169.22	40.5%
Total Office Allowances		16,257.52	16,257.52		
Operational Resources					
Operational Resources	--	4,471.86	4,471.86	--	--
Total Operational Resources		4,471.86	4,471.86		
Travel & Living Allowances					
House in Session	--	9,442.89	9,442.89	--	--
House Not in Session	--	2,698.47	2,698.47	--	--
Intra & Extra-Constituency Travel	6,950.00	2,785.63	2,785.63	4,164.37	40.1%
Helicopter Travel	--	0.00	0.00	--	--
Total Travel & Living Allowances		14,926.99	14,926.99		
Constituency Allowance					
Constituency Allowance	1,752.00	248.99	248.99	1,503.01	14.2%
Total Constituency Allowance		248.99	248.99		
Total Expenditures					
		35,905.36	35,905.36		

---- End of Report ----



House of Assembly
Newfoundland and Labrador
Member Accountability and Disclosure Report
Expenditures Summarized by Category
01-Apr-15 to 31-Mar-16

Bragg, Derrick, MHA

Allowance Category	Expenditure Limit for Fiscal Year 2015/16 (Net of HST)	Expenditures Processed 01-Apr-15 to 31-Mar-16 (Net of HST)	Expenditures Year to Date 01-Apr-15 to 31-Mar-16 (Net of HST)	Funds Available (Net of HST)	Percent Expended to Date
Office Allowances					
Office Accommodations	1,521.00	1,520.69	1,520.69	0.31	100.0%
Rental of Short-term Accommodations	--	0.00	0.00	--	--
Office Start-up Costs	885.00	415.04	415.04	469.96	46.9%
Office Operations	3,610.00	2,969.84	2,969.84	640.16	82.3%
Total Office Allowances		4,905.57	4,905.57		
Operational Resources					
Operational Resources	--	4,935.15	4,935.15	--	--
Total Operational Resources		4,935.15	4,935.15		
Travel & Living Allowances					
House in Session	--	3,526.40	3,526.40	--	--
House Not in Session	--	2,923.74	2,923.74	--	--
Intra & Extra-Constituency Travel	3,821.00	3,270.47	3,270.47	550.53	85.6%
Helicopter Travel	--	0.00	0.00	--	--
Total Travel & Living Allowances		9,720.61	9,720.61		
Constituency Allowance					
Constituency Allowance	903.00	0.00	0.00	903.00	0.0%
Total Constituency Allowance		0.00	0.00		
Total Expenditures		19,561.33	19,561.33		

---- End of Report ----



House of Assembly
Newfoundland and Labrador
Member Accountability and Disclosure Report
Expenditures Summarized by Category
01-Apr-15 to 31-Mar-16

BRAZIL, DAVID, MHA

Allowance Category	Expenditure Limit for Fiscal Year 2015/16 (Net of HST)	Expenditures Processed 01-Apr-15 to 31-Mar-16 (Net of HST)	Expenditures Year to Date 01-Apr-15 to 31-Mar-16 (Net of HST)	Funds Available (Net of HST)	Percent Expended to Date
Office Allowances					
Office Accommodations	--	0.00	0.00	--	--
Rental of Short-term Accommodations	--	0.00	0.00	--	--
Office Start-up Costs	--	0.00	0.00	--	--
Office Operations	10,619.00	7,481.14	7,481.14	3,137.86	70.5%
Total Office Allowances		7,481.14	7,481.14		
Operational Resources					
Operational Resources	--	3,266.94	3,266.94	--	--
Total Operational Resources		3,266.94	3,266.94		
Travel & Living Allowances					
House in Session	--	0.00	0.00	--	--
House Not in Session	--	0.00	0.00	--	--
Intra & Extra-Constituency Travel	5,584.00	5,584.00	5,584.00	0.00	100.0%
Helicopter Travel	--	0.00	0.00	--	--
Total Travel & Living Allowances		5,584.00	5,584.00		
Constituency Allowance					
Constituency Allowance	2,655.00	2,601.44	2,601.44	53.56	98.0%
Total Constituency Allowance		2,601.44	2,601.44		
Total Expenditures					
		18,933.52	18,933.52		

---- End of Report ----



House of Assembly
Newfoundland and Labrador
Member Accountability and Disclosure Report
Expenditures Summarized by Category
01-Apr-15 to 31-Mar-16

Browne, Mark, MHA

Allowance Category	Expenditure Limit for Fiscal Year 2015/16 (Net of HST)	Expenditures Processed 01-Apr-15 to 31-Mar-16 (Net of HST)	Expenditures Year to Date 01-Apr-15 to 31-Mar-16 (Net of HST)	Funds Available (Net of HST)	Percent Expended to Date
Office Allowances					
Office Accommodations	718.00	717.74	717.74	0.26	100.0%
Rental of Short-term Accommodations	--	0.00	0.00	--	--
Office Start-up Costs	885.00	803.91	803.91	81.09	90.8%
Office Operations	3,610.00	3,603.43	3,603.43	6.57	99.8%
Total Office Allowances		5,125.08	5,125.08		
Operational Resources					
Operational Resources	--	5,134.21	5,134.21	--	--
Total Operational Resources		5,134.21	5,134.21		
Travel & Living Allowances					
House in Session	--	2,259.56	2,259.56	--	--
House Not in Session	--	3,120.01	3,120.01	--	--
Intra & Extra-Constituency Travel	4,152.00	3,829.05	3,829.05	322.95	92.2%
Helicopter Travel	--	0.00	0.00	--	--
Total Travel & Living Allowances		9,208.62	9,208.62		
Constituency Allowance					
Constituency Allowance	903.00	361.46	361.46	541.54	40.0%
Total Constituency Allowance		361.46	361.46		
Total Expenditures					
		19,829.37	19,829.37		

---- End of Report ----



House of Assembly
Newfoundland and Labrador
Member Accountability and Disclosure Report
Expenditures Summarized by Category
01-Apr-15 to 31-Mar-16

Byrne, Gerry, MHA

Allowance Category	Expenditure Limit for Fiscal Year 2015/16 (Net of HST)	Expenditures Processed 01-Apr-15 to 31-Mar-16 (Net of HST)	Expenditures Year to Date 01-Apr-15 to 31-Mar-16 (Net of HST)	Funds Available (Net of HST)	Percent Expended to Date
Office Allowances					
Office Accommodations	--	0.00	0.00	--	--
Rental of Short-term Accommodations	--	0.00	0.00	--	--
Office Start-up Costs	885.00	570.05	570.05	314.95	64.4%
Office Operations	3,610.00	2,929.13	2,929.13	680.87	81.1%
Total Office Allowances		3,499.18	3,499.18		
Operational Resources					
Operational Resources	--	1,241.19	1,241.19	--	--
Total Operational Resources		1,241.19	1,241.19		
Travel & Living Allowances					
House in Session	--	4,540.62	4,540.62	--	--
House Not in Session	--	225.71	225.71	--	--
Intra & Extra-Constituency Travel	1,805.00	506.87	506.87	1,298.13	28.1%
Helicopter Travel	--	0.00	0.00	--	--
Total Travel & Living Allowances		5,273.20	5,273.20		
Constituency Allowance					
Constituency Allowance	903.00	0.00	0.00	903.00	0.0%
Total Constituency Allowance		0.00	0.00		
Total Expenditures		10,013.57	10,013.57		

---- End of Report ----



House of Assembly
Newfoundland and Labrador
Member Accountability and Disclosure Report
Expenditures Summarized by Category
01-Apr-15 to 31-Mar-16

Coady, Siobhan, MHA

Allowance Category	Expenditure Limit for Fiscal Year 2015/16 (Net of HST)	Expenditures Processed 01-Apr-15 to 31-Mar-16 (Net of HST)	Expenditures Year to Date 01-Apr-15 to 31-Mar-16 (Net of HST)	Funds Available (Net of HST)	Percent Expended to Date
Office Allowances					
Office Accommodations	--	0.00	0.00	--	--
Rental of Short-term Accommodations	--	0.00	0.00	--	--
Office Start-up Costs	885.00	179.99	179.99	705.01	20.3%
Office Operations	3,610.00	2,053.33	2,053.33	1,556.67	56.9%
Total Office Allowances		2,233.32	2,233.32		
Operational Resources					
Operational Resources	--	517.01	517.01	--	--
Total Operational Resources		517.01	517.01		
Travel & Living Allowances					
House in Session	--	0.00	0.00	--	--
House Not in Session	--	0.00	0.00	--	--
Intra & Extra-Constituency Travel	1,805.00	0.00	0.00	1,805.00	0.0%
Helicopter Travel	--	0.00	0.00	--	--
Total Travel & Living Allowances		0.00	0.00		
Constituency Allowance					
Constituency Allowance	903.00	0.00	0.00	903.00	0.0%
Total Constituency Allowance		0.00	0.00		
Total Expenditures		2,750.33	2,750.33		

---- End of Report ----



House of Assembly
Newfoundland and Labrador
Member Accountability and Disclosure Report
Expenditures Summarized by Category
01-Apr-15 to 31-Mar-16

COLLINS, FELIX, MHA

Allowance Category	Expenditure Limit for Fiscal Year 2015/16 (Net of HST)	Expenditures Processed 01-Apr-15 to 31-Mar-16 (Net of HST)	Expenditures Year to Date 01-Apr-15 to 31-Mar-16 (Net of HST)	Funds Available (Net of HST)	Percent Expended to Date
Office Allowances					
Office Accommodations	--	0.00	0.00	--	--
Rental of Short-term Accommodations	--	0.00	0.00	--	--
Office Start-up Costs	--	0.00	0.00	--	--
Office Operations	7,009.00	3,715.97	3,715.97	3,293.03	53.0%
Total Office Allowances		3,715.97	3,715.97		
Operational Resources					
Operational Resources	--	1,829.76	1,829.76	--	--
Total Operational Resources		1,829.76	1,829.76		
Travel & Living Allowances					
House in Session	--	976.59	976.59	--	--
House Not in Session	--	1,677.23	1,677.23	--	--
Intra & Extra-Constituency Travel	6,717.00	1,391.67	1,391.67	5,325.33	20.7%
Helicopter Travel	--	0.00	0.00	--	--
Total Travel & Living Allowances		4,045.49	4,045.49		
Constituency Allowance					
Constituency Allowance	1,752.00	105.00	105.00	1,647.00	6.0%
Total Constituency Allowance		105.00	105.00		
Total Expenditures					
		9,696.22	9,696.22		

---- End of Report ----



House of Assembly
Newfoundland and Labrador
Member Accountability and Disclosure Report
Expenditures Summarized by Category
01-Apr-15 to 31-Mar-16

COLLINS, SANDY, MHA

Allowance Category	Expenditure Limit for Fiscal Year 2015/16 (Net of HST)	Expenditures Processed 01-Apr-15 to 31-Mar-16 (Net of HST)	Expenditures Year to Date 01-Apr-15 to 31-Mar-16 (Net of HST)	Funds Available (Net of HST)	Percent Expended to Date
Office Allowances					
Office Accommodations	12,000.00	12,000.00	12,000.00	0.00	100.0%
Rental of Short-term Accommodations	--	0.00	0.00	--	--
Office Start-up Costs	--	0.00	0.00	--	--
Office Operations	7,009.00	391.19	391.19	6,617.81	5.6%
Total Office Allowances		12,391.19	12,391.19		
Operational Resources					
Operational Resources	--	4,828.30	4,828.30	--	--
Total Operational Resources		4,828.30	4,828.30		
Travel & Living Allowances					
House in Session	--	3,900.57	3,900.57	--	--
House Not in Session	--	22.32	22.32	--	--
Intra & Extra-Constituency Travel	7,418.00	5,747.65	5,747.65	1,670.35	77.5%
Helicopter Travel	--	0.00	0.00	--	--
Total Travel & Living Allowances		9,670.54	9,670.54		
Constituency Allowance					
Constituency Allowance	1,752.00	1,317.68	1,317.68	434.32	75.2%
Total Constituency Allowance		1,317.68	1,317.68		
Total Expenditures					
		28,207.71	28,207.71		

---- End of Report ----



House of Assembly
Newfoundland and Labrador
Member Accountability and Disclosure Report
Expenditures Summarized by Category
01-Apr-15 to 31-Mar-16

CORNECT, TONY, MHA

Allowance Category	Expenditure Limit for Fiscal Year 2015/16 (Net of HST)	Expenditures Processed 01-Apr-15 to 31-Mar-16 (Net of HST)	Expenditures Year to Date 01-Apr-15 to 31-Mar-16 (Net of HST)	Funds Available (Net of HST)	Percent Expended to Date
Office Allowances					
Office Accommodations	8,963.00	6,216.14	6,216.14	2,746.86	69.4%
Rental of Short-term Accommodations	--	0.00	0.00	--	--
Office Start-up Costs	--	0.00	0.00	--	--
Office Operations	7,009.00	658.88	658.88	6,350.12	9.4%
Total Office Allowances		6,875.02	6,875.02		
Operational Resources					
Operational Resources	--	4,229.49	4,229.49	--	--
Total Operational Resources		4,229.49	4,229.49		
Travel & Living Allowances					
House in Session	--	13,613.55	13,613.55	--	--
House Not in Session	--	0.00	0.00	--	--
Intra & Extra-Constituency Travel	3,972.00	2,189.02	2,189.02	1,782.98	55.1%
Helicopter Travel	--	0.00	0.00	--	--
Total Travel & Living Allowances		15,802.57	15,802.57		
Constituency Allowance					
Constituency Allowance	1,752.00	0.00	0.00	1,752.00	0.0%
Total Constituency Allowance		0.00	0.00		
Total Expenditures					
		26,907.08	26,907.08		

---- End of Report ----



House of Assembly
Newfoundland and Labrador
Member Accountability and Disclosure Report
Expenditures Summarized by Category
01-Apr-15 to 31-Mar-16

CROCKER, STEVE, MHA

Allowance Category	Expenditure Limit for Fiscal Year 2015/16 (Net of HST)	Expenditures Processed 01-Apr-15 to 31-Mar-16 (Net of HST)	Expenditures Year to Date 01-Apr-15 to 31-Mar-16 (Net of HST)	Funds Available (Net of HST)	Percent Expended to Date
Office Allowances					
Office Accommodations	21,600.00	20,483.34	20,483.34	1,116.66	94.8%
Rental of Short-term Accommodations	--	0.00	0.00	--	--
Office Start-up Costs	14.38	14.38	14.38	0.00	100.0%
Office Operations	10,619.00	5,217.71	5,217.71	5,401.29	49.1%
Total Office Allowances		25,715.43	25,715.43		
Operational Resources					
Operational Resources	--	12,295.91	12,295.91	--	--
Total Operational Resources		12,295.91	12,295.91		
Travel & Living Allowances					
House in Session	--	6,825.19	6,825.19	--	--
House Not in Session	--	4,313.08	4,313.08	--	--
Intra & Extra-Constituency Travel	5,035.00	3,341.32	3,341.32	1,693.68	66.4%
Helicopter Travel	--	0.00	0.00	--	--
Total Travel & Living Allowances		14,479.59	14,479.59		
Constituency Allowance					
Constituency Allowance	2,655.00	497.32	497.32	2,157.68	18.7%
Total Constituency Allowance		497.32	497.32		
Total Expenditures		52,988.25	52,988.25		

---- End of Report ----



House of Assembly
Newfoundland and Labrador
Member Accountability and Disclosure Report
Expenditures Summarized by Category
01-Apr-15 to 31-Mar-16

CROSS, ELI, MHA

Allowance Category	Expenditure Limit for Fiscal Year 2015/16 (Net of HST)	Expenditures Processed 01-Apr-15 to 31-Mar-16 (Net of HST)	Expenditures Year to Date 01-Apr-15 to 31-Mar-16 (Net of HST)	Funds Available (Net of HST)	Percent Expended to Date
Office Allowances					
Office Accommodations	--	0.00	0.00	--	--
Rental of Short-term Accommodations	--	0.00	0.00	--	--
Office Start-up Costs	723.00	0.00	0.00	723.00	0.0%
Office Operations	7,009.00	392.04	392.04	6,616.96	5.6%
Total Office Allowances		392.04	392.04		
Operational Resources					
Operational Resources	--	2,310.49	2,310.49	--	--
Total Operational Resources		2,310.49	2,310.49		
Travel & Living Allowances					
House in Session	--	12,504.86	12,504.86	--	--
House Not in Session	--	6,467.62	6,467.62	--	--
Intra & Extra-Constituency Travel	5,899.00	4,807.84	4,807.84	1,091.16	81.5%
Helicopter Travel	--	0.00	0.00	--	--
Total Travel & Living Allowances		23,780.32	23,780.32		
Constituency Allowance					
Constituency Allowance	1,752.00	314.01	314.01	1,437.99	17.9%
Total Constituency Allowance		314.01	314.01		
Total Expenditures					
		26,796.86	26,796.86		

---- End of Report ----



House of Assembly
Newfoundland and Labrador
Member Accountability and Disclosure Report
Expenditures Summarized by Category
01-Apr-15 to 31-Mar-16

CRUMMELL, DAN, MHA

Allowance Category	Expenditure Limit for Fiscal Year 2015/16 (Net of HST)	Expenditures Processed 01-Apr-15 to 31-Mar-16 (Net of HST)	Expenditures Year to Date 01-Apr-15 to 31-Mar-16 (Net of HST)	Funds Available (Net of HST)	Percent Expended to Date
Office Allowances					
Office Accommodations	--	0.00	0.00	--	--
Rental of Short-term Accommodations	--	0.00	0.00	--	--
Office Start-up Costs	871.00	0.00	0.00	871.00	0.0%
Office Operations	7,009.00	0.00	0.00	7,009.00	0.0%
Total Office Allowances		0.00	0.00		
Operational Resources					
Operational Resources	--	1,690.53	1,690.53	--	--
Total Operational Resources		1,690.53	1,690.53		
Travel & Living Allowances					
House in Session	--	0.00	0.00	--	--
House Not in Session	--	0.00	0.00	--	--
Intra & Extra-Constituency Travel	3,505.00	0.00	0.00	3,505.00	0.0%
Helicopter Travel	--	0.00	0.00	--	--
Total Travel & Living Allowances		0.00	0.00		
Constituency Allowance					
Constituency Allowance	1,752.00	0.00	0.00	1,752.00	0.0%
Total Constituency Allowance		0.00	0.00		
Total Expenditures		1,690.53	1,690.53		

---- End of Report ----



House of Assembly
Newfoundland and Labrador
Member Accountability and Disclosure Report
Expenditures Summarized by Category
01-Apr-15 to 31-Mar-16

DALLEY, DERRICK, MHA

Allowance Category	Expenditure Limit for Fiscal Year 2015/16 (Net of HST)	Expenditures Processed 01-Apr-15 to 31-Mar-16 (Net of HST)	Expenditures Year to Date 01-Apr-15 to 31-Mar-16 (Net of HST)	Funds Available (Net of HST)	Percent Expended to Date
Office Allowances					
Office Accommodations	12,000.00	11,451.61	11,451.61	548.39	95.4%
Rental of Short-term Accommodations	--	0.00	0.00	--	--
Office Start-up Costs	--	0.00	0.00	--	--
Office Operations	7,009.00	3,792.70	3,792.70	3,216.30	54.1%
Total Office Allowances		15,244.31	15,244.31		
Operational Resources					
Operational Resources	--	5,286.84	5,286.84	--	--
Total Operational Resources		5,286.84	5,286.84		
Travel & Living Allowances					
House in Session	--	11,936.23	11,936.23	--	--
House Not in Session	--	0.00	0.00	--	--
Intra & Extra-Constituency Travel	5,724.00	395.61	395.61	5,328.39	6.9%
Helicopter Travel	--	0.00	0.00	--	--
Total Travel & Living Allowances		12,331.84	12,331.84		
Constituency Allowance					
Constituency Allowance	1,752.00	589.33	589.33	1,162.67	33.6%
Total Constituency Allowance		589.33	589.33		
Total Expenditures					
		33,452.32	33,452.32		

---- End of Report ----



House of Assembly
Newfoundland and Labrador
Member Accountability and Disclosure Report
Expenditures Summarized by Category
01-Apr-15 to 31-Mar-16

Davis, Bernard, MHA

Allowance Category	Expenditure Limit for Fiscal Year 2015/16 (Net of HST)	Expenditures Processed 01-Apr-15 to 31-Mar-16 (Net of HST)	Expenditures Year to Date 01-Apr-15 to 31-Mar-16 (Net of HST)	Funds Available (Net of HST)	Percent Expended to Date
Office Allowances					
Office Accommodations	--	0.00	0.00	--	--
Rental of Short-term Accommodations	--	0.00	0.00	--	--
Office Start-up Costs	885.00	592.23	592.23	292.77	66.9%
Office Operations	3,610.00	2,285.03	2,285.03	1,324.97	63.3%
Total Office Allowances		2,877.26	2,877.26		
Operational Resources					
Operational Resources	--	2,941.09	2,941.09	--	--
Total Operational Resources		2,941.09	2,941.09		
Travel & Living Allowances					
House in Session	--	0.00	0.00	--	--
House Not in Session	--	0.00	0.00	--	--
Intra & Extra-Constituency Travel	1,805.00	0.00	0.00	1,805.00	0.0%
Helicopter Travel	--	0.00	0.00	--	--
Total Travel & Living Allowances		0.00	0.00		
Constituency Allowance					
Constituency Allowance	903.00	486.86	486.86	416.14	53.9%
Total Constituency Allowance		486.86	486.86		
Total Expenditures					
		6,305.21	6,305.21		

---- End of Report ----



House of Assembly
Newfoundland and Labrador
Member Accountability and Disclosure Report
Expenditures Summarized by Category
01-Apr-15 to 31-Mar-16

DAVIS, PAUL, MHA

Allowance Category	Expenditure Limit for Fiscal Year 2015/16 (Net of HST)	Expenditures Processed 01-Apr-15 to 31-Mar-16 (Net of HST)	Expenditures Year to Date 01-Apr-15 to 31-Mar-16 (Net of HST)	Funds Available (Net of HST)	Percent Expended to Date
Office Allowances					
Office Accommodations	--	0.00	0.00	--	--
Rental of Short-term Accommodations	--	0.00	0.00	--	--
Office Start-up Costs	--	0.00	0.00	--	--
Office Operations	10,619.00	7,156.11	7,156.11	3,462.89	67.4%
Total Office Allowances		7,156.11	7,156.11		
Operational Resources					
Operational Resources	--	3,316.44	3,316.44	--	--
Total Operational Resources		3,316.44	3,316.44		
Travel & Living Allowances					
House in Session	--	0.00	0.00	--	--
House Not in Session	--	0.00	0.00	--	--
Intra & Extra-Constituency Travel	1,805.00	0.00	0.00	1,805.00	0.0%
Helicopter Travel	--	0.00	0.00	--	--
Total Travel & Living Allowances		0.00	0.00		
Constituency Allowance					
Constituency Allowance	2,655.00	583.31	583.31	2,071.69	22.0%
Total Constituency Allowance		583.31	583.31		
Total Expenditures		11,055.86	11,055.86		

---- End of Report ----



House of Assembly
Newfoundland and Labrador
Member Accountability and Disclosure Report
Expenditures Summarized by Category
01-Apr-15 to 31-Mar-16

Dean, Jerry, MHA

Allowance Category	Expenditure Limit for Fiscal Year 2015/16 (Net of HST)	Expenditures Processed 01-Apr-15 to 31-Mar-16 (Net of HST)	Expenditures Year to Date 01-Apr-15 to 31-Mar-16 (Net of HST)	Funds Available (Net of HST)	Percent Expended to Date
Office Allowances					
Office Accommodations	2,649.00	2,648.28	2,648.28	0.72	100.0%
Rental of Short-term Accommodations	--	0.00	0.00	--	--
Office Start-up Costs	885.00	458.87	458.87	426.13	51.8%
Office Operations	3,610.00	3,610.00	3,610.00	0.00	100.0%
Total Office Allowances		6,717.15	6,717.15		
Operational Resources					
Operational Resources	--	1,339.52	1,339.52	--	--
Total Operational Resources		1,339.52	1,339.52		
Travel & Living Allowances					
House in Session	--	3,657.75	3,657.75	--	--
House Not in Session	--	1,448.75	1,448.75	--	--
Intra & Extra-Constituency Travel	3,250.00	1,564.53	1,564.53	1,685.47	48.1%
Helicopter Travel	--	0.00	0.00	--	--
Total Travel & Living Allowances		6,671.03	6,671.03		
Constituency Allowance					
Constituency Allowance	903.00	197.52	197.52	705.48	21.9%
Total Constituency Allowance		197.52	197.52		
Total Expenditures					
		14,925.22	14,925.22		

---- End of Report ----



House of Assembly
Newfoundland and Labrador
Member Accountability and Disclosure Report
Expenditures Summarized by Category
01-Apr-15 to 31-Mar-16

DEMPSTER, LISA, MHA

Allowance Category	Expenditure Limit for Fiscal Year 2015/16 (Net of HST)	Expenditures Processed 01-Apr-15 to 31-Mar-16 (Net of HST)	Expenditures Year to Date 01-Apr-15 to 31-Mar-16 (Net of HST)	Funds Available (Net of HST)	Percent Expended to Date
Office Allowances					
Office Accommodations	13,860.00	13,860.00	13,860.00	0.00	100.0%
Rental of Short-term Accommodations	--	0.00	0.00	--	--
Office Start-up Costs	--	0.00	0.00	--	--
Office Operations	10,619.00	8,499.58	8,499.58	2,119.42	80.0%
Total Office Allowances		22,359.58	22,359.58		
Operational Resources					
Operational Resources	--	11,593.99	11,593.99	--	--
Total Operational Resources		11,593.99	11,593.99		
Travel & Living Allowances					
House in Session	--	21,469.81	21,469.81	--	--
House Not in Session	--	19,259.42	19,259.42	--	--
Intra & Extra-Constituency Travel	15,492.00	12,779.18	12,779.18	2,712.82	82.5%
Helicopter Travel	18,584.00	0.00	0.00	18,584.00	0.0%
Total Travel & Living Allowances		53,508.41	53,508.41		
Constituency Allowance					
Constituency Allowance	2,655.00	1,244.04	1,244.04	1,410.96	46.9%
Total Constituency Allowance		1,244.04	1,244.04		
Total Expenditures					
		88,706.02	88,706.02		

---- End of Report ----



House of Assembly
Newfoundland and Labrador
Member Accountability and Disclosure Report
Expenditures Summarized by Category
01-Apr-15 to 31-Mar-16

DINN, JOHN, MHA

Allowance Category	Expenditure Limit for Fiscal Year 2015/16 (Net of HST)	Expenditures Processed 01-Apr-15 to 31-Mar-16 (Net of HST)	Expenditures Year to Date 01-Apr-15 to 31-Mar-16 (Net of HST)	Funds Available (Net of HST)	Percent Expended to Date
Office Allowances					
Office Accommodations	--	0.00	0.00	--	--
Rental of Short-term Accommodations	--	0.00	0.00	--	--
Office Start-up Costs	--	0.00	0.00	--	--
Office Operations	7,009.00	1,120.08	1,120.08	5,888.92	16.0%
Total Office Allowances		1,120.08	1,120.08		
Operational Resources					
Operational Resources	--	1,563.79	1,563.79	--	--
Total Operational Resources		1,563.79	1,563.79		
Travel & Living Allowances					
House in Session	--	0.00	0.00	--	--
House Not in Session	--	0.00	0.00	--	--
Intra & Extra-Constituency Travel	3,563.00	0.00	0.00	3,563.00	0.0%
Helicopter Travel	--	0.00	0.00	--	--
Total Travel & Living Allowances		0.00	0.00		
Constituency Allowance					
Constituency Allowance	1,752.00	0.00	0.00	1,752.00	0.0%
Total Constituency Allowance		0.00	0.00		
Total Expenditures		2,683.87	2,683.87		

---- End of Report ----



House of Assembly
Newfoundland and Labrador
Member Accountability and Disclosure Report
Expenditures Summarized by Category
01-Apr-15 to 31-Mar-16

EDMUNDS, RANDY, MHA

Allowance Category	Expenditure Limit for Fiscal Year 2015/16 (Net of HST)	Expenditures Processed 01-Apr-15 to 31-Mar-16 (Net of HST)	Expenditures Year to Date 01-Apr-15 to 31-Mar-16 (Net of HST)	Funds Available (Net of HST)	Percent Expended to Date
Office Allowances					
Office Accommodations	--	0.00	0.00	--	--
Rental of Short-term Accommodations	--	0.00	0.00	--	--
Office Start-up Costs	--	0.00	0.00	--	--
Office Operations	10,619.00	2,282.38	2,282.38	8,336.62	21.5%
Total Office Allowances		2,282.38	2,282.38		
Operational Resources					
Operational Resources	--	5,894.73	5,894.73	--	--
Total Operational Resources		5,894.73	5,894.73		
Travel & Living Allowances					
House in Session	--	29,847.22	29,847.22	--	--
House Not in Session	--	12,874.36	12,874.36	--	--
Intra & Extra-Constituency Travel	13,760.00	12,743.12	12,743.12	1,016.88	92.6%
Helicopter Travel	9,292.00	0.00	0.00	9,292.00	0.0%
Total Travel & Living Allowances		55,464.70	55,464.70		
Constituency Allowance					
Constituency Allowance	2,655.00	973.61	973.61	1,681.39	36.7%
Total Constituency Allowance		973.61	973.61		
Total Expenditures		64,615.42	64,615.42		

---- End of Report ----



House of Assembly
Newfoundland and Labrador
Member Accountability and Disclosure Report
Expenditures Summarized by Category
01-Apr-15 to 31-Mar-16

Finn, John, MHA

Allowance Category	Expenditure Limit for Fiscal Year 2015/16 (Net of HST)	Expenditures Processed 01-Apr-15 to 31-Mar-16 (Net of HST)	Expenditures Year to Date 01-Apr-15 to 31-Mar-16 (Net of HST)	Funds Available (Net of HST)	Percent Expended to Date
Office Allowances					
Office Accommodations	2,747.00	2,746.66	2,746.66	0.34	100.0%
Rental of Short-term Accommodations	--	0.00	0.00	--	--
Office Start-up Costs	885.00	718.34	718.34	166.66	81.2%
Office Operations	3,610.00	2,723.33	2,723.33	886.67	75.4%
Total Office Allowances		6,188.33	6,188.33		
Operational Resources					
Operational Resources	--	3,461.20	3,461.20	--	--
Total Operational Resources		3,461.20	3,461.20		
Travel & Living Allowances					
House in Session	--	5,585.62	5,585.62	--	--
House Not in Session	--	1,840.39	1,840.39	--	--
Intra & Extra-Constituency Travel	2,046.00	371.87	371.87	1,674.13	18.2%
Helicopter Travel	--	0.00	0.00	--	--
Total Travel & Living Allowances		7,797.88	7,797.88		
Constituency Allowance					
Constituency Allowance	903.00	223.40	223.40	679.60	24.7%
Total Constituency Allowance		223.40	223.40		
Total Expenditures					
		17,670.81	17,670.81		

---- End of Report ----



House of Assembly
Newfoundland and Labrador
Member Accountability and Disclosure Report
Expenditures Summarized by Category
01-Apr-15 to 31-Mar-16

FLYNN, STELMAN, MHA

Allowance Category	Expenditure Limit for Fiscal Year 2015/16 (Net of HST)	Expenditures Processed 01-Apr-15 to 31-Mar-16 (Net of HST)	Expenditures Year to Date 01-Apr-15 to 31-Mar-16 (Net of HST)	Funds Available (Net of HST)	Percent Expended to Date
Office Allowances					
Office Accommodations	21,600.00	18,000.00	18,000.00	3,600.00	83.3%
Rental of Short-term Accommodations	--	0.00	0.00	--	--
Office Start-up Costs	470.00	0.00	0.00	470.00	0.0%
Office Operations	7,009.00	3,480.90	3,480.90	3,528.10	49.7%
Total Office Allowances		21,480.90	21,480.90		
Operational Resources					
Operational Resources	--	3,114.17	3,114.17	--	--
Total Operational Resources		3,114.17	3,114.17		
Travel & Living Allowances					
House in Session	--	17,865.81	17,865.81	--	--
House Not in Session	--	0.00	0.00	--	--
Intra & Extra-Constituency Travel	3,680.00	760.26	760.26	2,919.74	20.7%
Helicopter Travel	--	0.00	0.00	--	--
Total Travel & Living Allowances		18,626.07	18,626.07		
Constituency Allowance					
Constituency Allowance	1,752.00	1,752.00	1,752.00	0.00	100.0%
Total Constituency Allowance		1,752.00	1,752.00		
Total Expenditures					
		44,973.14	44,973.14		

---- End of Report ----



House of Assembly
Newfoundland and Labrador
Member Accountability and Disclosure Report
Expenditures Summarized by Category
01-Apr-15 to 31-Mar-16

FORSEY, CLAYTON, MHA

Allowance Category	Expenditure Limit for Fiscal Year 2015/16 (Net of HST)	Expenditures Processed 01-Apr-15 to 31-Mar-16 (Net of HST)	Expenditures Year to Date 01-Apr-15 to 31-Mar-16 (Net of HST)	Funds Available (Net of HST)	Percent Expended to Date
Office Allowances					
Office Accommodations	19,200.00	16,551.72	16,551.72	2,648.28	86.2%
Rental of Short-term Accommodations	--	0.00	0.00	--	--
Office Start-up Costs	--	0.00	0.00	--	--
Office Operations	7,009.00	1,705.08	1,705.08	5,303.92	24.3%
Total Office Allowances		18,256.80	18,256.80		
Operational Resources					
Operational Resources	--	8,525.38	8,525.38	--	--
Total Operational Resources		8,525.38	8,525.38		
Travel & Living Allowances					
House in Session	--	6,687.25	6,687.25	--	--
House Not in Session	--	1,219.61	1,219.61	--	--
Intra & Extra-Constituency Travel	5,899.00	1,493.37	1,493.37	4,405.63	25.3%
Helicopter Travel	--	0.00	0.00	--	--
Total Travel & Living Allowances		9,400.23	9,400.23		
Constituency Allowance					
Constituency Allowance	1,752.00	150.54	150.54	1,601.46	8.6%
Total Constituency Allowance		150.54	150.54		
Total Expenditures					
		36,332.95	36,332.95		

---- End of Report ----



House of Assembly
Newfoundland and Labrador
Member Accountability and Disclosure Report
Expenditures Summarized by Category
01-Apr-15 to 31-Mar-16

Gambin - Walsh, Sherry, MHA

Allowance Category	Expenditure Limit for Fiscal Year 2015/16 (Net of HST)	Expenditures Processed 01-Apr-15 to 31-Mar-16 (Net of HST)	Expenditures Year to Date 01-Apr-15 to 31-Mar-16 (Net of HST)	Funds Available (Net of HST)	Percent Expended to Date
Office Allowances					
Office Accommodations	2,970.00	2,969.23	2,969.23	0.77	100.0%
Rental of Short-term Accommodations	--	0.00	0.00	--	--
Office Start-up Costs	885.00	736.39	736.39	148.61	83.2%
Office Operations	3,610.00	3,330.36	3,330.36	279.64	92.3%
Total Office Allowances		7,035.98	7,035.98		
Operational Resources					
Operational Resources	--	2,718.44	2,718.44	--	--
Total Operational Resources		2,718.44	2,718.44		
Travel & Living Allowances					
House in Session	--	1,588.49	1,588.49	--	--
House Not in Session	--	302.57	302.57	--	--
Intra & Extra-Constituency Travel	3,460.00	1,032.56	1,032.56	2,427.44	29.8%
Helicopter Travel	--	0.00	0.00	--	--
Total Travel & Living Allowances		2,923.62	2,923.62		
Constituency Allowance					
Constituency Allowance	903.00	100.00	100.00	803.00	11.1%
Total Constituency Allowance		100.00	100.00		
Total Expenditures		12,778.04	12,778.04		

---- End of Report ----



House of Assembly
Newfoundland and Labrador
Member Accountability and Disclosure Report
Expenditures Summarized by Category
01-Apr-15 to 31-Mar-16

GRANTER, VAUGHN, MHA

Allowance Category	Expenditure Limit for Fiscal Year 2015/16 (Net of HST)	Expenditures Processed 01-Apr-15 to 31-Mar-16 (Net of HST)	Expenditures Year to Date 01-Apr-15 to 31-Mar-16 (Net of HST)	Funds Available (Net of HST)	Percent Expended to Date
Office Allowances					
Office Accommodations	--	0.00	0.00	--	--
Rental of Short-term Accommodations	--	0.00	0.00	--	--
Office Start-up Costs	--	0.00	0.00	--	--
Office Operations	7,009.00	4,385.54	4,385.54	2,623.46	62.6%
Total Office Allowances		4,385.54	4,385.54		
Operational Resources					
Operational Resources	--	2,538.73	2,538.73	--	--
Total Operational Resources		2,538.73	2,538.73		
Travel & Living Allowances					
House in Session	--	11,019.47	11,019.47	--	--
House Not in Session	--	633.10	633.10	--	--
Intra & Extra-Constituency Travel	4,147.00	2,493.35	2,493.35	1,653.65	60.1%
Helicopter Travel	--	0.00	0.00	--	--
Total Travel & Living Allowances		14,145.92	14,145.92		
Constituency Allowance					
Constituency Allowance	1,752.00	0.00	0.00	1,752.00	0.0%
Total Constituency Allowance		0.00	0.00		
Total Expenditures					
		21,070.19	21,070.19		

---- End of Report ----



House of Assembly
Newfoundland and Labrador
Member Accountability and Disclosure Report
Expenditures Summarized by Category
01-Apr-15 to 31-Mar-16

Haggie, John, MHA

Allowance Category	Expenditure Limit for Fiscal Year 2015/16 (Net of HST)	Expenditures Processed 01-Apr-15 to 31-Mar-16 (Net of HST)	Expenditures Year to Date 01-Apr-15 to 31-Mar-16 (Net of HST)	Funds Available (Net of HST)	Percent Expended to Date
Office Allowances					
Office Accommodations	--	0.00	0.00	--	--
Rental of Short-term Accommodations	--	0.00	0.00	--	--
Office Start-up Costs	885.00	213.98	213.98	671.02	24.2%
Office Operations	3,610.00	120.38	120.38	3,489.62	3.3%
Total Office Allowances		334.36	334.36		
Operational Resources					
Operational Resources	--	1,246.96	1,246.96	--	--
Total Operational Resources		1,246.96	1,246.96		
Travel & Living Allowances					
House in Session	--	3,266.41	3,266.41	--	--
House Not in Session	--	0.00	0.00	--	--
Intra & Extra-Constituency Travel	2,317.00	0.00	0.00	2,317.00	0.0%
Helicopter Travel	--	0.00	0.00	--	--
Total Travel & Living Allowances		3,266.41	3,266.41		
Constituency Allowance					
Constituency Allowance	903.00	0.00	0.00	903.00	0.0%
Total Constituency Allowance		0.00	0.00		
Total Expenditures		4,847.73	4,847.73		

---- End of Report ----



House of Assembly
Newfoundland and Labrador
Member Accountability and Disclosure Report
Expenditures Summarized by Category
01-Apr-15 to 31-Mar-16

Haley, Carol Anne, MHA

Allowance Category	Expenditure Limit for Fiscal Year 2015/16 (Net of HST)	Expenditures Processed 01-Apr-15 to 31-Mar-16 (Net of HST)	Expenditures Year to Date 01-Apr-15 to 31-Mar-16 (Net of HST)	Funds Available (Net of HST)	Percent Expended to Date
Office Allowances					
Office Accommodations	2,651.00	2,650.38	2,650.38	0.62	100.0%
Rental of Short-term Accommodations	--	0.00	0.00	--	--
Office Start-up Costs	885.00	194.53	194.53	690.47	22.0%
Office Operations	3,610.00	3,570.11	3,570.11	39.89	98.9%
Total Office Allowances		6,415.02	6,415.02		
Operational Resources					
Operational Resources	--	3,548.45	3,548.45	--	--
Total Operational Resources		3,548.45	3,548.45		
Travel & Living Allowances					
House in Session	--	3,553.66	3,553.66	--	--
House Not in Session	--	5,315.35	5,315.35	--	--
Intra & Extra-Constituency Travel	3,821.00	1,996.01	1,996.01	1,824.99	52.2%
Helicopter Travel	--	0.00	0.00	--	--
Total Travel & Living Allowances		10,865.02	10,865.02		
Constituency Allowance					
Constituency Allowance	903.00	0.00	0.00	903.00	0.0%
Total Constituency Allowance		0.00	0.00		
Total Expenditures		20,828.49	20,828.49		

---- End of Report ----



House of Assembly
Newfoundland and Labrador
Member Accountability and Disclosure Report
Expenditures Summarized by Category
01-Apr-15 to 31-Mar-16

Hawkins, Allan, MHA

Allowance Category	Expenditure Limit for Fiscal Year 2015/16 (Net of HST)	Expenditures Processed 01-Apr-15 to 31-Mar-16 (Net of HST)	Expenditures Year to Date 01-Apr-15 to 31-Mar-16 (Net of HST)	Funds Available (Net of HST)	Percent Expended to Date
Office Allowances					
Office Accommodations	1,732.00	1,107.10	1,107.10	624.90	63.9%
Rental of Short-term Accommodations	--	0.00	0.00	--	--
Office Start-up Costs	885.00	0.00	0.00	885.00	0.0%
Office Operations	3,610.00	3,430.74	3,430.74	179.26	95.0%
Total Office Allowances		4,537.84	4,537.84		
Operational Resources					
Operational Resources	--	1,480.89	1,480.89	--	--
Total Operational Resources		1,480.89	1,480.89		
Travel & Living Allowances					
House in Session	--	1,480.09	1,480.09	--	--
House Not in Session	--	0.00	0.00	--	--
Intra & Extra-Constituency Travel	2,738.00	2,105.77	2,105.77	632.23	76.9%
Helicopter Travel	--	0.00	0.00	--	--
Total Travel & Living Allowances		3,585.86	3,585.86		
Constituency Allowance					
Constituency Allowance	903.00	293.00	293.00	610.00	32.4%
Total Constituency Allowance		293.00	293.00		
Total Expenditures		9,897.59	9,897.59		

---- End of Report ----



House of Assembly
Newfoundland and Labrador
Member Accountability and Disclosure Report
Expenditures Summarized by Category
01-Apr-15 to 31-Mar-16

HEDDERSON, TOM, MHA

Allowance Category	Expenditure Limit for Fiscal Year 2015/16 (Net of HST)	Expenditures Processed 01-Apr-15 to 31-Mar-16 (Net of HST)	Expenditures Year to Date 01-Apr-15 to 31-Mar-16 (Net of HST)	Funds Available (Net of HST)	Percent Expended to Date
Office Allowances					
Office Accommodations	16,200.00	11,366.13	11,366.13	4,833.87	70.2%
Rental of Short-term Accommodations	--	0.00	0.00	--	--
Office Start-up Costs	--	0.00	0.00	--	--
Office Operations	7,009.00	2,866.93	2,866.93	4,142.07	40.9%
Total Office Allowances		14,233.06	14,233.06		
Operational Resources					
Operational Resources	--	4,044.95	4,044.95	--	--
Total Operational Resources		4,044.95	4,044.95		
Travel & Living Allowances					
House in Session	--	8,584.26	8,584.26	--	--
House Not in Session	--	8,050.76	8,050.76	--	--
Intra & Extra-Constituency Travel	4,030.00	478.72	478.72	3,551.28	11.9%
Helicopter Travel	--	0.00	0.00	--	--
Total Travel & Living Allowances		17,113.74	17,113.74		
Constituency Allowance					
Constituency Allowance	1,752.00	420.91	420.91	1,331.09	24.0%
Total Constituency Allowance		420.91	420.91		
Total Expenditures					
		35,812.66	35,812.66		

---- End of Report ----



House of Assembly
Newfoundland and Labrador
Member Accountability and Disclosure Report
Expenditures Summarized by Category
01-Apr-15 to 31-Mar-16

HILLIER, REX, MHA

Allowance Category	Expenditure Limit for Fiscal Year 2015/16 (Net of HST)	Expenditures Processed 01-Apr-15 to 31-Mar-16 (Net of HST)	Expenditures Year to Date 01-Apr-15 to 31-Mar-16 (Net of HST)	Funds Available (Net of HST)	Percent Expended to Date
Office Allowances					
Office Accommodations	26,661.00	17,859.36	17,859.36	8,801.64	67.0%
Rental of Short-term Accommodations	--	0.00	0.00	--	--
Office Start-up Costs	388.00	0.00	0.00	388.00	0.0%
Office Operations	7,009.00	2,011.13	2,011.13	4,997.87	28.7%
Total Office Allowances		19,870.49	19,870.49		
Operational Resources					
Operational Resources	--	4,004.43	4,004.43	--	--
Total Operational Resources		4,004.43	4,004.43		
Travel & Living Allowances					
House in Session	--	0.00	0.00	--	--
House Not in Session	--	0.00	0.00	--	--
Intra & Extra-Constituency Travel	3,563.00	33.87	33.87	3,529.13	1.0%
Helicopter Travel	--	0.00	0.00	--	--
Total Travel & Living Allowances		33.87	33.87		
Constituency Allowance					
Constituency Allowance	1,752.00	120.00	120.00	1,632.00	6.8%
Total Constituency Allowance		120.00	120.00		
Total Expenditures					
		24,028.79	24,028.79		

---- End of Report ----



House of Assembly
Newfoundland and Labrador
Member Accountability and Disclosure Report
Expenditures Summarized by Category
01-Apr-15 to 31-Mar-16

Holloway, Colin, MHA

Allowance Category	Expenditure Limit for Fiscal Year 2015/16 (Net of HST)	Expenditures Processed 01-Apr-15 to 31-Mar-16 (Net of HST)	Expenditures Year to Date 01-Apr-15 to 31-Mar-16 (Net of HST)	Funds Available (Net of HST)	Percent Expended to Date
Office Allowances					
Office Accommodations	5,250.00	5,249.04	5,249.04	0.96	100.0%
Rental of Short-term Accommodations	--	0.00	0.00	--	--
Office Start-up Costs	885.00	370.66	370.66	514.34	41.9%
Office Operations	3,610.00	1,933.60	1,933.60	1,676.40	53.6%
Total Office Allowances		7,553.30	7,553.30		
Operational Resources					
Operational Resources	--	3,083.70	3,083.70	--	--
Total Operational Resources		3,083.70	3,083.70		
Travel & Living Allowances					
House in Session	--	1,669.47	1,669.47	--	--
House Not in Session	--	2,177.70	2,177.70	--	--
Intra & Extra-Constituency Travel	3,821.00	2,058.97	2,058.97	1,762.03	53.9%
Helicopter Travel	--	0.00	0.00	--	--
Total Travel & Living Allowances		5,906.14	5,906.14		
Constituency Allowance					
Constituency Allowance	903.00	155.16	155.16	747.84	17.2%
Total Constituency Allowance		155.16	155.16		
Total Expenditures					
		16,698.30	16,698.30		

---- End of Report ----



House of Assembly
Newfoundland and Labrador
Member Accountability and Disclosure Report
Expenditures Summarized by Category
01-Apr-15 to 31-Mar-16

HUNTER, RAY, MHA

Allowance Category	Expenditure Limit for Fiscal Year 2015/16 (Net of HST)	Expenditures Processed 01-Apr-15 to 31-Mar-16 (Net of HST)	Expenditures Year to Date 01-Apr-15 to 31-Mar-16 (Net of HST)	Funds Available (Net of HST)	Percent Expended to Date
Office Allowances					
Office Accommodations	--	0.00	0.00	--	--
Rental of Short-term Accommodations	--	0.00	0.00	--	--
Office Start-up Costs	--	0.00	0.00	--	--
Office Operations	7,009.00	1,324.51	1,324.51	5,684.49	18.9%
Total Office Allowances		1,324.51	1,324.51		
Operational Resources					
Operational Resources	--	1,552.21	1,552.21	--	--
Total Operational Resources		1,552.21	1,552.21		
Travel & Living Allowances					
House in Session	--	5,689.18	5,689.18	--	--
House Not in Session	--	5,443.43	5,443.43	--	--
Intra & Extra-Constituency Travel	5,665.00	2,216.74	2,216.74	3,448.26	39.1%
Helicopter Travel	--	0.00	0.00	--	--
Total Travel & Living Allowances		13,349.35	13,349.35		
Constituency Allowance					
Constituency Allowance	1,752.00	428.60	428.60	1,323.40	24.5%
Total Constituency Allowance		428.60	428.60		
Total Expenditures					
		16,654.67	16,654.67		

---- End of Report ----



House of Assembly
Newfoundland and Labrador
Member Accountability and Disclosure Report
Expenditures Summarized by Category
01-Apr-15 to 31-Mar-16

HUTCHINGS, KEITH, MHA

Allowance Category	Expenditure Limit for Fiscal Year 2015/16 (Net of HST)	Expenditures Processed 01-Apr-15 to 31-Mar-16 (Net of HST)	Expenditures Year to Date 01-Apr-15 to 31-Mar-16 (Net of HST)	Funds Available (Net of HST)	Percent Expended to Date
Office Allowances					
Office Accommodations	--	0.00	0.00	--	--
Rental of Short-term Accommodations	--	0.00	0.00	--	--
Office Start-up Costs	--	0.00	0.00	--	--
Office Operations	10,619.00	6,547.31	6,547.31	4,071.69	61.7%
Total Office Allowances		6,547.31	6,547.31		
Operational Resources					
Operational Resources	--	3,492.60	3,492.60	--	--
Total Operational Resources		3,492.60	3,492.60		
Travel & Living Allowances					
House in Session	--	173.19	173.19	--	--
House Not in Session	--	784.03	784.03	--	--
Intra & Extra-Constituency Travel	4,111.00	1,777.57	1,777.57	2,333.43	43.2%
Helicopter Travel	--	0.00	0.00	--	--
Total Travel & Living Allowances		2,734.79	2,734.79		
Constituency Allowance					
Constituency Allowance	2,655.00	530.81	530.81	2,124.19	20.0%
Total Constituency Allowance		530.81	530.81		
Total Expenditures					
		13,305.51	13,305.51		

---- End of Report ----



House of Assembly
Newfoundland and Labrador
Member Accountability and Disclosure Report
Expenditures Summarized by Category
01-Apr-15 to 31-Mar-16

JACKMAN, CLYDE, MHA

Allowance Category	Expenditure Limit for Fiscal Year 2015/16 (Net of HST)	Expenditures Processed 01-Apr-15 to 31-Mar-16 (Net of HST)	Expenditures Year to Date 01-Apr-15 to 31-Mar-16 (Net of HST)	Funds Available (Net of HST)	Percent Expended to Date
Office Allowances					
Office Accommodations	3,000.00	2,282.26	2,282.26	717.74	76.1%
Rental of Short-term Accommodations	--	0.00	0.00	--	--
Office Start-up Costs	--	0.00	0.00	--	--
Office Operations	7,009.00	4,347.16	4,347.16	2,661.84	62.0%
Total Office Allowances		6,629.42	6,629.42		
Operational Resources					
Operational Resources	--	3,479.64	3,479.64	--	--
Total Operational Resources		3,479.64	3,479.64		
Travel & Living Allowances					
House in Session	--	3,766.16	3,766.16	--	--
House Not in Session	--	6.25	6.25	--	--
Intra & Extra-Constituency Travel	4,790.00	1,406.17	1,406.17	3,383.83	29.4%
Helicopter Travel	--	0.00	0.00	--	--
Total Travel & Living Allowances		5,178.58	5,178.58		
Constituency Allowance					
Constituency Allowance	1,752.00	476.13	476.13	1,275.87	27.2%
Total Constituency Allowance		476.13	476.13		
Total Expenditures					
		15,763.77	15,763.77		

---- End of Report ----



House of Assembly
Newfoundland and Labrador
Member Accountability and Disclosure Report
Expenditures Summarized by Category
01-Apr-15 to 31-Mar-16

JOYCE, EDDIE, MHA

Allowance Category	Expenditure Limit for Fiscal Year 2015/16 (Net of HST)	Expenditures Processed 01-Apr-15 to 31-Mar-16 (Net of HST)	Expenditures Year to Date 01-Apr-15 to 31-Mar-16 (Net of HST)	Funds Available (Net of HST)	Percent Expended to Date
Office Allowances					
Office Accommodations	18,595.00	17,644.88	17,644.88	950.12	94.9%
Rental of Short-term Accommodations	--	0.00	0.00	--	--
Office Start-up Costs	--	0.00	0.00	--	--
Office Operations	10,619.00	7,783.74	7,783.74	2,835.26	73.3%
Total Office Allowances		25,428.62	25,428.62		
Operational Resources					
Operational Resources	--	4,120.01	4,120.01	--	--
Total Operational Resources		4,120.01	4,120.01		
Travel & Living Allowances					
House in Session	--	18,914.26	18,914.26	--	--
House Not in Session	--	1,710.11	1,710.11	--	--
Intra & Extra-Constituency Travel	6,312.00	5,048.82	5,048.82	1,263.18	80.0%
Helicopter Travel	--	0.00	0.00	--	--
Total Travel & Living Allowances		25,673.19	25,673.19		
Constituency Allowance					
Constituency Allowance	2,655.00	2,358.19	2,358.19	296.81	88.8%
Total Constituency Allowance		2,358.19	2,358.19		
Total Expenditures					
		57,580.01	57,580.01		

---- End of Report ----



House of Assembly
Newfoundland and Labrador
Member Accountability and Disclosure Report
Expenditures Summarized by Category
01-Apr-15 to 31-Mar-16

KENT, STEVE, MHA

Allowance Category	Expenditure Limit for Fiscal Year 2015/16 (Net of HST)	Expenditures Processed 01-Apr-15 to 31-Mar-16 (Net of HST)	Expenditures Year to Date 01-Apr-15 to 31-Mar-16 (Net of HST)	Funds Available (Net of HST)	Percent Expended to Date
Office Allowances					
Office Accommodations	--	0.00	0.00	--	--
Rental of Short-term Accommodations	--	0.00	0.00	--	--
Office Start-up Costs	--	0.00	0.00	--	--
Office Operations	10,619.00	10,619.00	10,619.00	0.00	100.0%
Total Office Allowances		10,619.00	10,619.00		
Operational Resources					
Operational Resources	--	4,383.38	4,383.38	--	--
Total Operational Resources		4,383.38	4,383.38		
Travel & Living Allowances					
House in Session	--	0.00	0.00	--	--
House Not in Session	--	0.00	0.00	--	--
Intra & Extra-Constituency Travel	1,805.00	8.37	8.37	1,796.63	0.5%
Helicopter Travel	--	0.00	0.00	--	--
Total Travel & Living Allowances		8.37	8.37		
Constituency Allowance					
Constituency Allowance	2,655.00	1,190.61	1,190.61	1,464.39	44.8%
Total Constituency Allowance		1,190.61	1,190.61		
Total Expenditures					
		16,201.36	16,201.36		

---- End of Report ----



House of Assembly
Newfoundland and Labrador
Member Accountability and Disclosure Report
Expenditures Summarized by Category
01-Apr-15 to 31-Mar-16

KING, DARIN, MHA

Allowance Category	Expenditure Limit for Fiscal Year 2015/16 (Net of HST)	Expenditures Processed 01-Apr-15 to 31-Mar-16 (Net of HST)	Expenditures Year to Date 01-Apr-15 to 31-Mar-16 (Net of HST)	Funds Available (Net of HST)	Percent Expended to Date
Office Allowances					
Office Accommodations	11,879.00	9,228.42	9,228.42	2,650.58	77.7%
Rental of Short-term Accommodations	--	0.00	0.00	--	--
Office Start-up Costs	--	0.00	0.00	--	--
Office Operations	7,009.00	4,352.19	4,352.19	2,656.81	62.1%
Total Office Allowances		13,580.61	13,580.61		
Operational Resources					
Operational Resources	--	5,241.18	5,241.18	--	--
Total Operational Resources		5,241.18	5,241.18		
Travel & Living Allowances					
House in Session	--	1,412.73	1,412.73	--	--
House Not in Session	--	3,374.10	3,374.10	--	--
Intra & Extra-Constituency Travel	7,009.00	1,931.89	1,931.89	5,077.11	27.6%
Helicopter Travel	--	0.00	0.00	--	--
Total Travel & Living Allowances		6,718.72	6,718.72		
Constituency Allowance					
Constituency Allowance	1,752.00	452.60	452.60	1,299.40	25.8%
Total Constituency Allowance		452.60	452.60		
Total Expenditures					
		25,993.11	25,993.11		

---- End of Report ----



House of Assembly
Newfoundland and Labrador
Member Accountability and Disclosure Report
Expenditures Summarized by Category
01-Apr-15 to 31-Mar-16

King, Neil, MHA

Allowance Category	Expenditure Limit for Fiscal Year 2015/16 (Net of HST)	Expenditures Processed 01-Apr-15 to 31-Mar-16 (Net of HST)	Expenditures Year to Date 01-Apr-15 to 31-Mar-16 (Net of HST)	Funds Available (Net of HST)	Percent Expended to Date
Office Allowances					
Office Accommodations	5,318.00	5,317.26	5,317.26	0.74	100.0%
Rental of Short-term Accommodations	--	0.00	0.00	--	--
Office Start-up Costs	885.00	217.72	217.72	667.28	24.6%
Office Operations	3,610.00	3,067.34	3,067.34	542.66	85.0%
Total Office Allowances		8,602.32	8,602.32		
Operational Resources					
Operational Resources	--	1,179.53	1,179.53	--	--
Total Operational Resources		1,179.53	1,179.53		
Travel & Living Allowances					
House in Session	--	3,763.87	3,763.87	--	--
House Not in Session	--	3,524.76	3,524.76	--	--
Intra & Extra-Constituency Travel	3,370.00	2,873.78	2,873.78	496.22	85.3%
Helicopter Travel	--	0.00	0.00	--	--
Total Travel & Living Allowances		10,162.41	10,162.41		
Constituency Allowance					
Constituency Allowance	903.00	175.00	175.00	728.00	19.4%
Total Constituency Allowance		175.00	175.00		
Total Expenditures					
		20,119.26	20,119.26		

---- End of Report ----



House of Assembly
Newfoundland and Labrador
Member Accountability and Disclosure Report
Expenditures Summarized by Category
01-Apr-15 to 31-Mar-16

KIRBY, DALE, MHA

Allowance Category	Expenditure Limit for Fiscal Year 2015/16 (Net of HST)	Expenditures Processed 01-Apr-15 to 31-Mar-16 (Net of HST)	Expenditures Year to Date 01-Apr-15 to 31-Mar-16 (Net of HST)	Funds Available (Net of HST)	Percent Expended to Date
Office Allowances					
Office Accommodations	--	0.00	0.00	--	--
Rental of Short-term Accommodations	--	0.00	0.00	--	--
Office Start-up Costs	--	0.00	0.00	--	--
Office Operations	10,619.00	9,493.45	9,493.45	1,125.55	89.4%
Total Office Allowances		9,493.45	9,493.45		
Operational Resources					
Operational Resources	--	4,495.64	4,495.64	--	--
Total Operational Resources		4,495.64	4,495.64		
Travel & Living Allowances					
House in Session	--	0.00	0.00	--	--
House Not in Session	--	0.00	0.00	--	--
Intra & Extra-Constituency Travel	4,521.00	2,715.89	2,715.89	1,805.11	60.1%
Helicopter Travel	--	0.00	0.00	--	--
Total Travel & Living Allowances		2,715.89	2,715.89		
Constituency Allowance					
Constituency Allowance	2,655.00	2,410.51	2,410.51	244.49	90.8%
Total Constituency Allowance		2,410.51	2,410.51		
Total Expenditures					
		19,115.49	19,115.49		

---- End of Report ----



House of Assembly
Newfoundland and Labrador
Member Accountability and Disclosure Report
Expenditures Summarized by Category
01-Apr-15 to 31-Mar-16

LANE, PAUL, MHA

Allowance Category	Expenditure Limit for Fiscal Year 2015/16 (Net of HST)	Expenditures Processed 01-Apr-15 to 31-Mar-16 (Net of HST)	Expenditures Year to Date 01-Apr-15 to 31-Mar-16 (Net of HST)	Funds Available (Net of HST)	Percent Expended to Date
Office Allowances					
Office Accommodations	--	0.00	0.00	--	--
Rental of Short-term Accommodations	--	0.00	0.00	--	--
Office Start-up Costs	--	0.00	0.00	--	--
Office Operations	10,619.00	10,350.79	10,350.79	268.21	97.5%
Total Office Allowances		10,350.79	10,350.79		
Operational Resources					
Operational Resources	--	2,256.61	2,256.61	--	--
Total Operational Resources		2,256.61	2,256.61		
Travel & Living Allowances					
House in Session	--	0.00	0.00	--	--
House Not in Session	--	0.00	0.00	--	--
Intra & Extra-Constituency Travel	3,397.00	2,707.48	2,707.48	689.52	79.7%
Helicopter Travel	--	0.00	0.00	--	--
Total Travel & Living Allowances		2,707.48	2,707.48		
Constituency Allowance					
Constituency Allowance	2,655.00	2,145.59	2,145.59	509.41	80.8%
Total Constituency Allowance		2,145.59	2,145.59		
Total Expenditures					
		17,460.47	17,460.47		

---- End of Report ----



House of Assembly
Newfoundland and Labrador
Member Accountability and Disclosure Report
Expenditures Summarized by Category
01-Apr-15 to 31-Mar-16

Letto, Graham, MHA

Allowance Category	Expenditure Limit for Fiscal Year 2015/16 (Net of HST)	Expenditures Processed 01-Apr-15 to 31-Mar-16 (Net of HST)	Expenditures Year to Date 01-Apr-15 to 31-Mar-16 (Net of HST)	Funds Available (Net of HST)	Percent Expended to Date
Office Allowances					
Office Accommodations	4,297.00	4,296.77	4,296.77	0.23	100.0%
Rental of Short-term Accommodations	--	0.00	0.00	--	--
Office Start-up Costs	885.00	234.85	234.85	650.15	26.5%
Office Operations	3,610.00	2,425.03	2,425.03	1,184.97	67.2%
Total Office Allowances		6,956.65	6,956.65		
Operational Resources					
Operational Resources	--	1,507.53	1,507.53	--	--
Total Operational Resources		1,507.53	1,507.53		
Travel & Living Allowances					
House in Session	--	2,110.21	2,110.21	--	--
House Not in Session	--	9,633.39	9,633.39	--	--
Intra & Extra-Constituency Travel	1,986.00	1,117.30	1,117.30	868.70	56.3%
Helicopter Travel	--	0.00	0.00	--	--
Total Travel & Living Allowances		12,860.90	12,860.90		
Constituency Allowance					
Constituency Allowance	903.00	240.80	240.80	662.20	26.7%
Total Constituency Allowance		240.80	240.80		
Total Expenditures					
		21,565.88	21,565.88		

---- End of Report ----



House of Assembly
Newfoundland and Labrador
Member Accountability and Disclosure Report
Expenditures Summarized by Category
01-Apr-15 to 31-Mar-16

LITTLE, GLEN, MHA

Allowance Category	Expenditure Limit for Fiscal Year 2015/16 (Net of HST)	Expenditures Processed 01-Apr-15 to 31-Mar-16 (Net of HST)	Expenditures Year to Date 01-Apr-15 to 31-Mar-16 (Net of HST)	Funds Available (Net of HST)	Percent Expended to Date
Office Allowances					
Office Accommodations	17,820.00	12,502.74	12,502.74	5,317.26	70.2%
Rental of Short-term Accommodations	--	0.00	0.00	--	--
Office Start-up Costs	9.00	0.00	0.00	9.00	0.0%
Office Operations	7,009.00	2,244.45	2,244.45	4,764.55	32.0%
Total Office Allowances		14,747.19	14,747.19		
Operational Resources					
Operational Resources	--	3,220.31	3,220.31	--	--
Total Operational Resources		3,220.31	3,220.31		
Travel & Living Allowances					
House in Session	--	5,798.51	5,798.51	--	--
House Not in Session	--	1,665.93	1,665.93	--	--
Intra & Extra-Constituency Travel	5,899.00	2,908.58	2,908.58	2,990.42	49.3%
Helicopter Travel	--	0.00	0.00	--	--
Total Travel & Living Allowances		10,373.02	10,373.02		
Constituency Allowance					
Constituency Allowance	1,752.00	390.56	390.56	1,361.44	22.3%
Total Constituency Allowance		390.56	390.56		
Total Expenditures					
		28,731.08	28,731.08		

---- End of Report ----



House of Assembly
Newfoundland and Labrador
Member Accountability and Disclosure Report
Expenditures Summarized by Category
01-Apr-15 to 31-Mar-16

LITTLEJOHN, GLENN, MHA

Allowance Category	Expenditure Limit for Fiscal Year 2015/16 (Net of HST)	Expenditures Processed 01-Apr-15 to 31-Mar-16 (Net of HST)	Expenditures Year to Date 01-Apr-15 to 31-Mar-16 (Net of HST)	Funds Available (Net of HST)	Percent Expended to Date
Office Allowances					
Office Accommodations	11,314.00	8,028.92	8,028.92	3,285.08	71.0%
Rental of Short-term Accommodations	--	0.00	0.00	--	--
Office Start-up Costs	255.00	0.00	0.00	255.00	0.0%
Office Operations	7,009.00	2,650.37	2,650.37	4,358.63	37.8%
Total Office Allowances		10,679.29	10,679.29		
Operational Resources					
Operational Resources	--	4,821.56	4,821.56	--	--
Total Operational Resources		4,821.56	4,821.56		
Travel & Living Allowances					
House in Session	--	4,067.63	4,067.63	--	--
House Not in Session	--	662.12	662.12	--	--
Intra & Extra-Constituency Travel	4,497.00	3,022.55	3,022.55	1,474.45	67.2%
Helicopter Travel	--	0.00	0.00	--	--
Total Travel & Living Allowances		7,752.30	7,752.30		
Constituency Allowance					
Constituency Allowance	1,752.00	569.87	569.87	1,182.13	32.5%
Total Constituency Allowance		569.87	569.87		
Total Expenditures					
		23,823.02	23,823.02		

---- End of Report ----



House of Assembly
Newfoundland and Labrador
Member Accountability and Disclosure Report
Expenditures Summarized by Category
01-Apr-15 to 31-Mar-16

MCGRATH, NICK, MHA

Allowance Category	Expenditure Limit for Fiscal Year 2015/16 (Net of HST)	Expenditures Processed 01-Apr-15 to 31-Mar-16 (Net of HST)	Expenditures Year to Date 01-Apr-15 to 31-Mar-16 (Net of HST)	Funds Available (Net of HST)	Percent Expended to Date
Office Allowances					
Office Accommodations	14,400.00	10,103.23	10,103.23	4,296.77	70.2%
Rental of Short-term Accommodations	--	0.00	0.00	--	--
Office Start-up Costs	703.00	0.00	0.00	703.00	0.0%
Office Operations	7,009.00	4,304.85	4,304.85	2,704.15	61.4%
Total Office Allowances		14,408.08	14,408.08		
Operational Resources					
Operational Resources	--	3,708.51	3,708.51	--	--
Total Operational Resources		3,708.51	3,708.51		
Travel & Living Allowances					
House in Session	--	19,587.20	19,587.20	--	--
House Not in Session	--	3,029.82	3,029.82	--	--
Intra & Extra-Constituency Travel	3,855.00	0.00	0.00	3,855.00	0.0%
Helicopter Travel	--	0.00	0.00	--	--
Total Travel & Living Allowances		22,617.02	22,617.02		
Constituency Allowance					
Constituency Allowance	1,752.00	789.78	789.78	962.22	45.1%
Total Constituency Allowance		789.78	789.78		
Total Expenditures					
		41,523.39	41,523.39		

---- End of Report ----



House of Assembly
Newfoundland and Labrador
Member Accountability and Disclosure Report
Expenditures Summarized by Category
01-Apr-15 to 31-Mar-16

MICHAEL, LORRAINE, MHA

Allowance Category	Expenditure Limit for Fiscal Year 2015/16 (Net of HST)	Expenditures Processed 01-Apr-15 to 31-Mar-16 (Net of HST)	Expenditures Year to Date 01-Apr-15 to 31-Mar-16 (Net of HST)	Funds Available (Net of HST)	Percent Expended to Date
Office Allowances					
Office Accommodations	--	0.00	0.00	--	--
Rental of Short-term Accommodations	--	0.00	0.00	--	--
Office Start-up Costs	--	0.00	0.00	--	--
Office Operations	10,619.00	7,259.50	7,259.50	3,359.50	68.4%
Total Office Allowances		7,259.50	7,259.50		
Operational Resources					
Operational Resources	--	1,926.46	1,926.46	--	--
Total Operational Resources		1,926.46	1,926.46		
Travel & Living Allowances					
House in Session	--	0.00	0.00	--	--
House Not in Session	--	0.00	0.00	--	--
Intra & Extra-Constituency Travel	5,310.00	4,189.51	4,189.51	1,120.49	78.9%
Helicopter Travel	--	0.00	0.00	--	--
Total Travel & Living Allowances		4,189.51	4,189.51		
Constituency Allowance					
Constituency Allowance	2,655.00	517.00	517.00	2,138.00	19.5%
Total Constituency Allowance		517.00	517.00		
Total Expenditures					
		13,892.47	13,892.47		

---- End of Report ----



House of Assembly
Newfoundland and Labrador
Member Accountability and Disclosure Report
Expenditures Summarized by Category
01-Apr-15 to 31-Mar-16

MITCHELMORE, CHRISTOPHER, MHA

Allowance Category	Expenditure Limit for Fiscal Year 2015/16 (Net of HST)	Expenditures Processed 01-Apr-15 to 31-Mar-16 (Net of HST)	Expenditures Year to Date 01-Apr-15 to 31-Mar-16 (Net of HST)	Funds Available (Net of HST)	Percent Expended to Date
Office Allowances					
Office Accommodations	--	0.00	0.00	--	--
Rental of Short-term Accommodations	--	0.00	0.00	--	--
Office Start-up Costs	--	0.00	0.00	--	--
Office Operations	10,619.00	7,278.52	7,278.52	3,340.48	68.5%
Total Office Allowances		7,278.52	7,278.52		
Operational Resources					
Operational Resources	--	6,545.90	6,545.90	--	--
Total Operational Resources		6,545.90	6,545.90		
Travel & Living Allowances					
House in Session	--	18,050.16	18,050.16	--	--
House Not in Session	--	5,892.08	5,892.08	--	--
Intra & Extra-Constituency Travel	8,776.00	6,522.15	6,522.15	2,253.85	74.3%
Helicopter Travel	--	0.00	0.00	--	--
Total Travel & Living Allowances		30,464.39	30,464.39		
Constituency Allowance					
Constituency Allowance	2,655.00	1,832.63	1,832.63	822.37	69.0%
Total Constituency Allowance		1,832.63	1,832.63		
Total Expenditures					
		46,121.44	46,121.44		

---- End of Report ----



House of Assembly
Newfoundland and Labrador
Member Accountability and Disclosure Report
Expenditures Summarized by Category
01-Apr-15 to 31-Mar-16

MURPHY, GEORGE, MHA

Allowance Category	Expenditure Limit for Fiscal Year 2015/16 (Net of HST)	Expenditures Processed 01-Apr-15 to 31-Mar-16 (Net of HST)	Expenditures Year to Date 01-Apr-15 to 31-Mar-16 (Net of HST)	Funds Available (Net of HST)	Percent Expended to Date
Office Allowances					
Office Accommodations	--	0.00	0.00	--	--
Rental of Short-term Accommodations	--	0.00	0.00	--	--
Office Start-up Costs	92.00	0.00	0.00	92.00	0.0%
Office Operations	7,009.00	169.52	169.52	6,839.48	2.4%
Total Office Allowances		169.52	169.52		
Operational Resources					
Operational Resources	--	1,907.49	1,907.49	--	--
Total Operational Resources		1,907.49	1,907.49		
Travel & Living Allowances					
House in Session	--	0.00	0.00	--	--
House Not in Session	--	0.00	0.00	--	--
Intra & Extra-Constituency Travel	3,505.00	0.00	0.00	3,505.00	0.0%
Helicopter Travel	--	0.00	0.00	--	--
Total Travel & Living Allowances		0.00	0.00		
Constituency Allowance					
Constituency Allowance	1,752.00	466.28	466.28	1,285.72	26.6%
Total Constituency Allowance		466.28	466.28		
Total Expenditures					
		2,543.29	2,543.29		

---- End of Report ----



House of Assembly
Newfoundland and Labrador
Member Accountability and Disclosure Report
Expenditures Summarized by Category
01-Apr-15 to 31-Mar-16

O'BRIEN, KEVIN, MHA

Allowance Category	Expenditure Limit for Fiscal Year 2015/16 (Net of HST)	Expenditures Processed 01-Apr-15 to 31-Mar-16 (Net of HST)	Expenditures Year to Date 01-Apr-15 to 31-Mar-16 (Net of HST)	Funds Available (Net of HST)	Percent Expended to Date
Office Allowances					
Office Accommodations	--	0.00	0.00	--	--
Rental of Short-term Accommodations	--	0.00	0.00	--	--
Office Start-up Costs	--	0.00	0.00	--	--
Office Operations	7,009.00	1,169.80	1,169.80	5,839.20	16.7%
Total Office Allowances		1,169.80	1,169.80		
Operational Resources					
Operational Resources	--	2,358.07	2,358.07	--	--
Total Operational Resources		2,358.07	2,358.07		
Travel & Living Allowances					
House in Session	--	13,032.07	13,032.07	--	--
House Not in Session	--	0.00	0.00	--	--
Intra & Extra-Constituency Travel	4,497.00	2,479.31	2,479.31	2,017.69	55.1%
Helicopter Travel	--	0.00	0.00	--	--
Total Travel & Living Allowances		15,511.38	15,511.38		
Constituency Allowance					
Constituency Allowance	1,752.00	1,145.73	1,145.73	606.27	65.4%
Total Constituency Allowance		1,145.73	1,145.73		
Total Expenditures					
		20,184.98	20,184.98		

---- End of Report ----



House of Assembly
Newfoundland and Labrador
Member Accountability and Disclosure Report
Expenditures Summarized by Category
01-Apr-15 to 31-Mar-16

OSBORNE, TOM, MHA

Allowance Category	Expenditure Limit for Fiscal Year 2015/16 (Net of HST)	Expenditures Processed 01-Apr-15 to 31-Mar-16 (Net of HST)	Expenditures Year to Date 01-Apr-15 to 31-Mar-16 (Net of HST)	Funds Available (Net of HST)	Percent Expended to Date
Office Allowances					
Office Accommodations	--	0.00	0.00	--	--
Rental of Short-term Accommodations	--	0.00	0.00	--	--
Office Start-up Costs	--	0.00	0.00	--	--
Office Operations	10,619.00	8,220.79	8,220.79	2,398.21	77.4%
Total Office Allowances		8,220.79	8,220.79		
Operational Resources					
Operational Resources	--	3,153.49	3,153.49	--	--
Total Operational Resources		3,153.49	3,153.49		
Travel & Living Allowances					
House in Session	--	0.00	0.00	--	--
House Not in Session	--	0.00	0.00	--	--
Intra & Extra-Constituency Travel	1,805.00	0.00	0.00	1,805.00	0.0%
Helicopter Travel	--	0.00	0.00	--	--
Total Travel & Living Allowances		0.00	0.00		
Constituency Allowance					
Constituency Allowance	2,655.00	661.02	661.02	1,993.98	24.9%
Total Constituency Allowance		661.02	661.02		
Total Expenditures		12,035.30	12,035.30		

---- End of Report ----



House of Assembly
Newfoundland and Labrador
Member Accountability and Disclosure Report
Expenditures Summarized by Category
01-Apr-15 to 31-Mar-16

Parsley, Betty, MHA

Allowance Category	Expenditure Limit for Fiscal Year 2015/16 (Net of HST)	Expenditures Processed 01-Apr-15 to 31-Mar-16 (Net of HST)	Expenditures Year to Date 01-Apr-15 to 31-Mar-16 (Net of HST)	Funds Available (Net of HST)	Percent Expended to Date
Office Allowances					
Office Accommodations	4,834.00	4,833.87	4,833.87	0.13	100.0%
Rental of Short-term Accommodations	--	0.00	0.00	--	--
Office Start-up Costs	885.00	33.99	33.99	851.01	3.8%
Office Operations	3,610.00	3,610.00	3,610.00	0.00	100.0%
Total Office Allowances		8,477.86	8,477.86		
Operational Resources					
Operational Resources	--	2,274.57	2,274.57	--	--
Total Operational Resources		2,274.57	2,274.57		
Travel & Living Allowances					
House in Session	--	519.91	519.91	--	--
House Not in Session	--	187.41	187.41	--	--
Intra & Extra-Constituency Travel	2,287.00	308.12	308.12	1,978.88	13.5%
Helicopter Travel	--	0.00	0.00	--	--
Total Travel & Living Allowances		1,015.44	1,015.44		
Constituency Allowance					
Constituency Allowance	903.00	0.00	0.00	903.00	0.0%
Total Constituency Allowance		0.00	0.00		
Total Expenditures		11,767.87	11,767.87		

---- End of Report ----



House of Assembly
Newfoundland and Labrador
Member Accountability and Disclosure Report
Expenditures Summarized by Category
01-Apr-15 to 31-Mar-16

PARSONS, ANDREW, MHA

Allowance Category	Expenditure Limit for Fiscal Year 2015/16 (Net of HST)	Expenditures Processed 01-Apr-15 to 31-Mar-16 (Net of HST)	Expenditures Year to Date 01-Apr-15 to 31-Mar-16 (Net of HST)	Funds Available (Net of HST)	Percent Expended to Date
Office Allowances					
Office Accommodations	12,000.00	12,000.00	12,000.00	0.00	100.0%
Rental of Short-term Accommodations	--	0.00	0.00	--	--
Office Start-up Costs	--	0.00	0.00	--	--
Office Operations	10,619.00	9,458.17	9,458.17	1,160.83	89.1%
Total Office Allowances		21,458.17	21,458.17		
Operational Resources					
Operational Resources	--	8,924.89	8,924.89	--	--
Total Operational Resources		8,924.89	8,924.89		
Travel & Living Allowances					
House in Session	--	22,993.85	22,993.85	--	--
House Not in Session	--	10,721.84	10,721.84	--	--
Intra & Extra-Constituency Travel	9,264.00	6,453.37	6,453.37	2,810.63	69.7%
Helicopter Travel	18,584.00	0.00	0.00	18,584.00	0.0%
Total Travel & Living Allowances		40,169.06	40,169.06		
Constituency Allowance					
Constituency Allowance	2,655.00	2,291.92	2,291.92	363.08	86.3%
Total Constituency Allowance		2,291.92	2,291.92		
Total Expenditures					
		72,844.04	72,844.04		

---- End of Report ----



House of Assembly
Newfoundland and Labrador
Member Accountability and Disclosure Report
Expenditures Summarized by Category
01-Apr-15 to 31-Mar-16

PARSONS, KEVIN, MHA

Allowance Category	Expenditure Limit for Fiscal Year 2015/16 (Net of HST)	Expenditures Processed 01-Apr-15 to 31-Mar-16 (Net of HST)	Expenditures Year to Date 01-Apr-15 to 31-Mar-16 (Net of HST)	Funds Available (Net of HST)	Percent Expended to Date
Office Allowances					
Office Accommodations	--	0.00	0.00	--	--
Rental of Short-term Accommodations	--	0.00	0.00	--	--
Office Start-up Costs	--	0.00	0.00	--	--
Office Operations	10,619.00	2,981.82	2,981.82	7,637.18	28.1%
Total Office Allowances		2,981.82	2,981.82		
Operational Resources					
Operational Resources	--	4,262.38	4,262.38	--	--
Total Operational Resources		4,262.38	4,262.38		
Travel & Living Allowances					
House in Session	--	0.00	0.00	--	--
House Not in Session	--	0.00	0.00	--	--
Intra & Extra-Constituency Travel	2,974.00	1,085.38	1,085.38	1,888.62	36.5%
Helicopter Travel	--	0.00	0.00	--	--
Total Travel & Living Allowances		1,085.38	1,085.38		
Constituency Allowance					
Constituency Allowance	2,655.00	2,655.00	2,655.00	0.00	100.0%
Total Constituency Allowance		2,655.00	2,655.00		
Total Expenditures					
		10,984.58	10,984.58		

---- End of Report ----



House of Assembly
Newfoundland and Labrador
Member Accountability and Disclosure Report
Expenditures Summarized by Category
01-Apr-15 to 31-Mar-16

Parsons, Pam, MHA

Allowance Category	Expenditure Limit for Fiscal Year 2015/16 (Net of HST)	Expenditures Processed 01-Apr-15 to 31-Mar-16 (Net of HST)	Expenditures Year to Date 01-Apr-15 to 31-Mar-16 (Net of HST)	Funds Available (Net of HST)	Percent Expended to Date
Office Allowances					
Office Accommodations	3,285.00	3,284.56	3,284.56	0.44	100.0%
Rental of Short-term Accommodations	--	0.00	0.00	--	--
Office Start-up Costs	885.00	654.28	654.28	230.72	73.9%
Office Operations	3,610.00	3,421.58	3,421.58	188.42	94.8%
Total Office Allowances		7,360.42	7,360.42		
Operational Resources					
Operational Resources	--	5,809.15	5,809.15	--	--
Total Operational Resources		5,809.15	5,809.15		
Travel & Living Allowances					
House in Session	--	1,182.87	1,182.87	--	--
House Not in Session	--	1,551.17	1,551.17	--	--
Intra & Extra-Constituency Travel	2,317.00	1,034.98	1,034.98	1,282.02	44.7%
Helicopter Travel	--	0.00	0.00	--	--
Total Travel & Living Allowances		3,769.02	3,769.02		
Constituency Allowance					
Constituency Allowance	903.00	214.88	214.88	688.12	23.8%
Total Constituency Allowance		214.88	214.88		
Total Expenditures					
		17,153.47	17,153.47		

---- End of Report ----



House of Assembly
Newfoundland and Labrador
Member Accountability and Disclosure Report
Expenditures Summarized by Category
01-Apr-15 to 31-Mar-16

PEACH, CALVIN, MHA

Allowance Category	Expenditure Limit for Fiscal Year 2015/16 (Net of HST)	Expenditures Processed 01-Apr-15 to 31-Mar-16 (Net of HST)	Expenditures Year to Date 01-Apr-15 to 31-Mar-16 (Net of HST)	Funds Available (Net of HST)	Percent Expended to Date
Office Allowances					
Office Accommodations	--	0.00	0.00	--	--
Rental of Short-term Accommodations	--	0.00	0.00	--	--
Office Start-up Costs	--	0.00	0.00	--	--
Office Operations	7,009.00	4,315.90	4,315.90	2,693.10	61.6%
Total Office Allowances		4,315.90	4,315.90		
Operational Resources					
Operational Resources	--	2,115.78	2,115.78	--	--
Total Operational Resources		2,115.78	2,115.78		
Travel & Living Allowances					
House in Session	--	6,006.58	6,006.58	--	--
House Not in Session	--	1,700.76	1,700.76	--	--
Intra & Extra-Constituency Travel	7,651.00	6,261.74	6,261.74	1,389.26	81.8%
Helicopter Travel	--	0.00	0.00	--	--
Total Travel & Living Allowances		13,969.08	13,969.08		
Constituency Allowance					
Constituency Allowance	1,752.00	898.96	898.96	853.04	51.3%
Total Constituency Allowance		898.96	898.96		
Total Expenditures					
		21,299.72	21,299.72		

---- End of Report ----



House of Assembly
Newfoundland and Labrador
Member Accountability and Disclosure Report
Expenditures Summarized by Category
01-Apr-15 to 31-Mar-16

PERRY, TRACEY, MHA

Allowance Category	Expenditure Limit for Fiscal Year 2015/16 (Net of HST)	Expenditures Processed 01-Apr-15 to 31-Mar-16 (Net of HST)	Expenditures Year to Date 01-Apr-15 to 31-Mar-16 (Net of HST)	Funds Available (Net of HST)	Percent Expended to Date
Office Allowances					
Office Accommodations	9,492.00	9,492.00	9,492.00	0.00	100.0%
Rental of Short-term Accommodations	--	0.00	0.00	--	--
Office Start-up Costs	--	0.00	0.00	--	--
Office Operations	10,619.00	9,433.78	9,433.78	1,185.22	88.8%
Total Office Allowances		18,925.78	18,925.78		
Operational Resources					
Operational Resources	--	6,782.80	6,782.80	--	--
Total Operational Resources		6,782.80	6,782.80		
Travel & Living Allowances					
House in Session	--	17,750.37	17,750.37	--	--
House Not in Session	--	5,710.29	5,710.29	--	--
Intra & Extra-Constituency Travel	7,817.00	3,568.99	3,568.99	4,248.01	45.7%
Helicopter Travel	21,770.00	6,018.98	6,018.98	15,751.02	27.6%
Total Travel & Living Allowances		33,048.63	33,048.63		
Constituency Allowance					
Constituency Allowance	2,655.00	561.99	561.99	2,093.01	21.2%
Total Constituency Allowance		561.99	561.99		
Total Expenditures					
		59,319.20	59,319.20		

---- End of Report ----



House of Assembly
Newfoundland and Labrador
Member Accountability and Disclosure Report
Expenditures Summarized by Category
01-Apr-15 to 31-Mar-16

Petten, Barry, MHA

Allowance Category	Expenditure Limit for Fiscal Year 2015/16 (Net of HST)	Expenditures Processed 01-Apr-15 to 31-Mar-16 (Net of HST)	Expenditures Year to Date 01-Apr-15 to 31-Mar-16 (Net of HST)	Funds Available (Net of HST)	Percent Expended to Date
Office Allowances					
Office Accommodations	7,466.00	7,465.16	7,465.16	0.84	100.0%
Rental of Short-term Accommodations	--	0.00	0.00	--	--
Office Start-up Costs	885.00	604.27	604.27	280.73	68.3%
Office Operations	3,610.00	3,017.31	3,017.31	592.69	83.6%
Total Office Allowances		11,086.74	11,086.74		
Operational Resources					
Operational Resources	--	2,252.45	2,252.45	--	--
Total Operational Resources		2,252.45	2,252.45		
Travel & Living Allowances					
House in Session	--	0.00	0.00	--	--
House Not in Session	--	0.00	0.00	--	--
Intra & Extra-Constituency Travel	1,835.00	0.00	0.00	1,835.00	0.0%
Helicopter Travel	--	0.00	0.00	--	--
Total Travel & Living Allowances		0.00	0.00		
Constituency Allowance					
Constituency Allowance	903.00	260.21	260.21	642.79	28.8%
Total Constituency Allowance		260.21	260.21		
Total Expenditures					
		13,599.40	13,599.40		

---- End of Report ----



House of Assembly
Newfoundland and Labrador
Member Accountability and Disclosure Report
Expenditures Summarized by Category
01-Apr-15 to 31-Mar-16

POLLARD, KEVIN, MHA

Allowance Category	Expenditure Limit for Fiscal Year 2015/16 (Net of HST)	Expenditures Processed 01-Apr-15 to 31-Mar-16 (Net of HST)	Expenditures Year to Date 01-Apr-15 to 31-Mar-16 (Net of HST)	Funds Available (Net of HST)	Percent Expended to Date
Office Allowances					
Office Accommodations	12,000.00	11,645.16	11,645.16	354.84	97.0%
Rental of Short-term Accommodations	--	0.00	0.00	--	--
Office Start-up Costs	--	0.00	0.00	--	--
Office Operations	7,009.00	3,158.00	3,158.00	3,851.00	45.1%
Total Office Allowances		14,803.16	14,803.16		
Operational Resources					
Operational Resources	--	7,291.80	7,291.80	--	--
Total Operational Resources		7,291.80	7,291.80		
Travel & Living Allowances					
House in Session	--	16,908.63	16,908.63	--	--
House Not in Session	--	3,185.88	3,185.88	--	--
Intra & Extra-Constituency Travel	6,950.00	6,807.94	6,807.94	142.06	98.0%
Helicopter Travel	--	0.00	0.00	--	--
Total Travel & Living Allowances		26,902.45	26,902.45		
Constituency Allowance					
Constituency Allowance	1,752.00	599.45	599.45	1,152.55	34.2%
Total Constituency Allowance		599.45	599.45		
Total Expenditures					
		49,596.86	49,596.86		

---- End of Report ----



House of Assembly
Newfoundland and Labrador
Member Accountability and Disclosure Report
Expenditures Summarized by Category
01-Apr-15 to 31-Mar-16

REID, SCOTT, MHA

Allowance Category	Expenditure Limit for Fiscal Year 2015/16 (Net of HST)	Expenditures Processed 01-Apr-15 to 31-Mar-16 (Net of HST)	Expenditures Year to Date 01-Apr-15 to 31-Mar-16 (Net of HST)	Funds Available (Net of HST)	Percent Expended to Date
Office Allowances					
Office Accommodations	--	0.00	0.00	--	--
Rental of Short-term Accommodations	--	0.00	0.00	--	--
Office Start-up Costs	35.23	35.23	35.23	0.00	100.0%
Office Operations	10,619.00	6,233.21	6,233.21	4,385.79	58.7%
Total Office Allowances		6,268.44	6,268.44		
Operational Resources					
Operational Resources	--	5,256.89	5,256.89	--	--
Total Operational Resources		5,256.89	5,256.89		
Travel & Living Allowances					
House in Session	--	13,747.08	13,747.08	--	--
House Not in Session	--	13,931.03	13,931.03	--	--
Intra & Extra-Constituency Travel	6,795.00	6,532.06	6,532.06	262.94	96.1%
Helicopter Travel	--	0.00	0.00	--	--
Total Travel & Living Allowances		34,210.17	34,210.17		
Constituency Allowance					
Constituency Allowance	2,655.00	526.71	526.71	2,128.29	19.8%
Total Constituency Allowance		526.71	526.71		
Total Expenditures					
		46,262.21	46,262.21		

---- End of Report ----



House of Assembly
Newfoundland and Labrador
Member Accountability and Disclosure Report
Expenditures Summarized by Category
01-Apr-15 to 31-Mar-16

ROGERS, GERRY, MHA

Allowance Category	Expenditure Limit for Fiscal Year 2015/16 (Net of HST)	Expenditures Processed 01-Apr-15 to 31-Mar-16 (Net of HST)	Expenditures Year to Date 01-Apr-15 to 31-Mar-16 (Net of HST)	Funds Available (Net of HST)	Percent Expended to Date
Office Allowances					
Office Accommodations	--	0.00	0.00	--	--
Rental of Short-term Accommodations	--	0.00	0.00	--	--
Office Start-up Costs	--	0.00	0.00	--	--
Office Operations	10,619.00	10,476.31	10,476.31	142.69	98.7%
Total Office Allowances		10,476.31	10,476.31		
Operational Resources					
Operational Resources	--	4,112.32	4,112.32	--	--
Total Operational Resources		4,112.32	4,112.32		
Travel & Living Allowances					
House in Session	--	0.00	0.00	--	--
House Not in Session	--	0.00	0.00	--	--
Intra & Extra-Constituency Travel	2,974.00	2,098.94	2,098.94	875.06	70.6%
Helicopter Travel	--	0.00	0.00	--	--
Total Travel & Living Allowances		2,098.94	2,098.94		
Constituency Allowance					
Constituency Allowance	2,655.00	2,337.90	2,337.90	317.10	88.1%
Total Constituency Allowance		2,337.90	2,337.90		
Total Expenditures					
		19,025.47	19,025.47		

---- End of Report ----



House of Assembly
Newfoundland and Labrador
Member Accountability and Disclosure Report
Expenditures Summarized by Category
01-Apr-15 to 31-Mar-16

RUSSELL, KEITH, MHA

Allowance Category	Expenditure Limit for Fiscal Year 2015/16 (Net of HST)	Expenditures Processed 01-Apr-15 to 31-Mar-16 (Net of HST)	Expenditures Year to Date 01-Apr-15 to 31-Mar-16 (Net of HST)	Funds Available (Net of HST)	Percent Expended to Date
Office Allowances					
Office Accommodations	--	0.00	0.00	--	--
Rental of Short-term Accommodations	--	0.00	0.00	--	--
Office Start-up Costs	679.00	0.00	0.00	679.00	0.0%
Office Operations	7,009.00	6,298.58	6,298.58	710.42	89.9%
Total Office Allowances		6,298.58	6,298.58		
Operational Resources					
Operational Resources	--	2,297.80	2,297.80	--	--
Total Operational Resources		2,297.80	2,297.80		
Travel & Living Allowances					
House in Session	--	12,154.91	12,154.91	--	--
House Not in Session	--	166.01	166.01	--	--
Intra & Extra-Constituency Travel	4,673.00	688.22	688.22	3,984.78	14.7%
Helicopter Travel	--	0.00	0.00	--	--
Total Travel & Living Allowances		13,009.14	13,009.14		
Constituency Allowance					
Constituency Allowance	1,752.00	342.16	342.16	1,409.84	19.5%
Total Constituency Allowance		342.16	342.16		
Total Expenditures					
		21,947.68	21,947.68		

---- End of Report ----



House of Assembly
Newfoundland and Labrador
Member Accountability and Disclosure Report
Expenditures Summarized by Category
01-Apr-15 to 31-Mar-16

SLADE, SAM, MHA

Allowance Category	Expenditure Limit for Fiscal Year 2015/16 (Net of HST)	Expenditures Processed 01-Apr-15 to 31-Mar-16 (Net of HST)	Expenditures Year to Date 01-Apr-15 to 31-Mar-16 (Net of HST)	Funds Available (Net of HST)	Percent Expended to Date
Office Allowances					
Office Accommodations	14,900.00	12,416.70	12,416.70	2,483.30	83.3%
Rental of Short-term Accommodations	--	0.00	0.00	--	--
Office Start-up Costs	339.00	59.95	59.95	279.05	17.7%
Office Operations	7,009.00	2,328.63	2,328.63	4,680.37	33.2%
Total Office Allowances		14,805.28	14,805.28		
Operational Resources					
Operational Resources	--	6,953.51	6,953.51	--	--
Total Operational Resources		6,953.51	6,953.51		
Travel & Living Allowances					
House in Session	--	2,455.59	2,455.59	--	--
House Not in Session	--	473.71	473.71	--	--
Intra & Extra-Constituency Travel	4,497.00	2,511.39	2,511.39	1,985.61	55.8%
Helicopter Travel	--	0.00	0.00	--	--
Total Travel & Living Allowances		5,440.69	5,440.69		
Constituency Allowance					
Constituency Allowance	1,752.00	853.61	853.61	898.39	48.7%
Total Constituency Allowance		853.61	853.61		
Total Expenditures					
		28,053.09	28,053.09		

---- End of Report ----



House of Assembly
Newfoundland and Labrador
Member Accountability and Disclosure Report
Expenditures Summarized by Category
01-Apr-15 to 31-Mar-16

SULLIVAN, SUSAN, MHA

Allowance Category	Expenditure Limit for Fiscal Year 2015/16 (Net of HST)	Expenditures Processed 01-Apr-15 to 31-Mar-16 (Net of HST)	Expenditures Year to Date 01-Apr-15 to 31-Mar-16 (Net of HST)	Funds Available (Net of HST)	Percent Expended to Date
Office Allowances					
Office Accommodations	7,488.00	5,756.90	5,756.90	1,731.10	76.9%
Rental of Short-term Accommodations	--	0.00	0.00	--	--
Office Start-up Costs	--	0.00	0.00	--	--
Office Operations	7,009.00	3,764.31	3,764.31	3,244.69	53.7%
Total Office Allowances		9,521.21	9,521.21		
Operational Resources					
Operational Resources	--	4,016.83	4,016.83	--	--
Total Operational Resources		4,016.83	4,016.83		
Travel & Living Allowances					
House in Session	--	0.00	0.00	--	--
House Not in Session	--	0.00	0.00	--	--
Intra & Extra-Constituency Travel	5,315.00	1,567.46	1,567.46	3,747.54	29.5%
Helicopter Travel	--	0.00	0.00	--	--
Total Travel & Living Allowances		1,567.46	1,567.46		
Constituency Allowance					
Constituency Allowance	1,752.00	180.00	180.00	1,572.00	10.3%
Total Constituency Allowance		180.00	180.00		
Total Expenditures					
		15,285.50	15,285.50		

---- End of Report ----



House of Assembly
Newfoundland and Labrador
Member Accountability and Disclosure Report
Expenditures Summarized by Category
01-Apr-15 to 31-Mar-16

Trimper, Perry, MHA

Allowance Category	Expenditure Limit for Fiscal Year 2015/16 (Net of HST)	Expenditures Processed 01-Apr-15 to 31-Mar-16 (Net of HST)	Expenditures Year to Date 01-Apr-15 to 31-Mar-16 (Net of HST)	Funds Available (Net of HST)	Percent Expended to Date
Office Allowances					
Office Accommodations	--	0.00	0.00	--	--
Rental of Short-term Accommodations	--	0.00	0.00	--	--
Office Start-up Costs	885.00	296.69	296.69	588.31	33.5%
Office Operations	3,610.00	2,577.90	2,577.90	1,032.10	71.4%
Total Office Allowances		2,874.59	2,874.59		
Operational Resources					
Operational Resources	--	1,243.28	1,243.28	--	--
Total Operational Resources		1,243.28	1,243.28		
Travel & Living Allowances					
House in Session	--	5,163.52	5,163.52	--	--
House Not in Session	--	397.17	397.17	--	--
Intra & Extra-Constituency Travel	2,407.00	815.59	815.59	1,591.41	33.9%
Helicopter Travel	--	0.00	0.00	--	--
Total Travel & Living Allowances		6,376.28	6,376.28		
Constituency Allowance					
Constituency Allowance	903.00	133.74	133.74	769.26	14.8%
Total Constituency Allowance		133.74	133.74		
Total Expenditures					
		10,627.89	10,627.89		

---- End of Report ----



House of Assembly
Newfoundland and Labrador
Member Accountability and Disclosure Report
Expenditures Summarized by Category
01-Apr-15 to 31-Mar-16

VERGE, WADE, MHA

Allowance Category	Expenditure Limit for Fiscal Year 2015/16 (Net of HST)	Expenditures Processed 01-Apr-15 to 31-Mar-16 (Net of HST)	Expenditures Year to Date 01-Apr-15 to 31-Mar-16 (Net of HST)	Funds Available (Net of HST)	Percent Expended to Date
Office Allowances					
Office Accommodations	--	0.00	0.00	--	--
Rental of Short-term Accommodations	--	0.00	0.00	--	--
Office Start-up Costs	--	0.00	0.00	--	--
Office Operations	7,009.00	2,186.29	2,186.29	4,822.71	31.2%
Total Office Allowances		2,186.29	2,186.29		
Operational Resources					
Operational Resources	--	4,421.08	4,421.08	--	--
Total Operational Resources		4,421.08	4,421.08		
Travel & Living Allowances					
House in Session	--	7,575.65	7,575.65	--	--
House Not in Session	--	178.83	178.83	--	--
Intra & Extra-Constituency Travel	5,374.00	2,728.35	2,728.35	2,645.65	50.8%
Helicopter Travel	--	0.00	0.00	--	--
Total Travel & Living Allowances		10,482.83	10,482.83		
Constituency Allowance					
Constituency Allowance	1,752.00	535.20	535.20	1,216.80	30.5%
Total Constituency Allowance		535.20	535.20		
Total Expenditures					
		17,625.40	17,625.40		

---- End of Report ----



House of Assembly
Newfoundland and Labrador
Member Accountability and Disclosure Report
Expenditures Summarized by Category
01-Apr-15 to 31-Mar-16

Warr, Brain, MHA

Allowance Category	Expenditure Limit for Fiscal Year 2015/16 (Net of HST)	Expenditures Processed 01-Apr-15 to 31-Mar-16 (Net of HST)	Expenditures Year to Date 01-Apr-15 to 31-Mar-16 (Net of HST)	Funds Available (Net of HST)	Percent Expended to Date
Office Allowances					
Office Accommodations	1,302.00	1,301.03	1,301.03	0.97	99.9%
Rental of Short-term Accommodations	--	0.00	0.00	--	--
Office Start-up Costs	885.00	531.79	531.79	353.21	60.1%
Office Operations	3,610.00	3,118.35	3,118.35	491.65	86.4%
Total Office Allowances		4,951.17	4,951.17		
Operational Resources					
Operational Resources	--	5,151.91	5,151.91	--	--
Total Operational Resources		5,151.91	5,151.91		
Travel & Living Allowances					
House in Session	--	2,943.94	2,943.94	--	--
House Not in Session	--	2,621.34	2,621.34	--	--
Intra & Extra-Constituency Travel	3,791.00	1,604.23	1,604.23	2,186.77	42.3%
Helicopter Travel	--	0.00	0.00	--	--
Total Travel & Living Allowances		7,169.51	7,169.51		
Constituency Allowance					
Constituency Allowance	903.00	0.00	0.00	903.00	0.0%
Total Constituency Allowance		0.00	0.00		
Total Expenditures		17,272.59	17,272.59		

---- End of Report ----



House of Assembly
Newfoundland and Labrador
Member Accountability and Disclosure Report
Expenditures Summarized by Category
01-Apr-15 to 31-Mar-16

WISEMAN, ROSS, MHA

Allowance Category	Expenditure Limit for Fiscal Year 2015/16 (Net of HST)	Expenditures Processed 01-Apr-15 to 31-Mar-16 (Net of HST)	Expenditures Year to Date 01-Apr-15 to 31-Mar-16 (Net of HST)	Funds Available (Net of HST)	Percent Expended to Date
Office Allowances					
Office Accommodations	18,080.00	12,831.00	12,831.00	5,249.00	71.0%
Rental of Short-term Accommodations	--	0.00	0.00	--	--
Office Start-up Costs	--	0.00	0.00	--	--
Office Operations	7,009.00	1,790.49	1,790.49	5,218.51	25.5%
Total Office Allowances		14,621.49	14,621.49		
Operational Resources					
Operational Resources	--	4,227.74	4,227.74	--	--
Total Operational Resources		4,227.74	4,227.74		
Travel & Living Allowances					
House in Session	--	870.96	870.96	--	--
House Not in Session	--	2,388.56	2,388.56	--	--
Intra & Extra-Constituency Travel	4,790.00	680.74	680.74	4,109.26	14.2%
Helicopter Travel	--	0.00	0.00	--	--
Total Travel & Living Allowances		3,940.26	3,940.26		
Constituency Allowance					
Constituency Allowance	1,752.00	270.11	270.11	1,481.89	15.4%
Total Constituency Allowance		270.11	270.11		
Total Expenditures					
		23,059.60	23,059.60		

---- End of Report ----



Appendix H

Travel Under Special Circumstances – Authorizations Under Section 43



Section 43 of the Members' Resources and Allowances Rules provides that the Member may claim for additional travel expenses when the Member is traveling and unable to return to his/her residence when scheduled to do so and would not otherwise be entitled to claim reimbursement for such expenses. Under this section of the Rules, a Member must make application the Speaker or Clerk before incurring such expenses, if practical. Otherwise, the Member must notify the Speaker at the earliest reasonable opportunity after incurring the expenses. The Speaker must report, in writing, to the Commission any authorizations made under Section 43.

Report on Section 43 – Period Ending: March 31, 2016

DISTRICT	MEMBER	TYPE OF EXPENDITURE	COSTS	DETAILS
Labrador West	Mr. Nick McGrath	Travel, accommodations & meals	\$196.02	Member required extra travel time when returning to his district by vehicle when the House adjourned.



*HOUSE OF ASSEMBLY
NEWFOUNDLAND & LABRADOR*

Appendix I

Clerks Authorizations for Furniture & Equipment



The Commission approved a Standard Office Allocation Package for Members and Constituency Assistants pursuant to Section 25(1) of the *Members' Resources and Allowances Rules*. At its April 30, 2008 meeting, the Commission delegated authority to the Clerk to pre-approve expenditures for other furniture and equipment to a maximum of \$500.00, with the Clerk to report all such approvals to the Commission (**CM 2008-044 refers**).

Report for Period Ending: March 31, 2016

DISTRICT	MEMBER	TYPE OF EXPENDITURE	COST	DETAILS
Grand Falls Windsor-Buchans	Ms. Susan Sullivan	Furniture	\$464.96	Vertical filing cabinet.
Conception Bay South	Mr. Rex Hillier	Furniture	\$419.00 \$268.95	Round meeting table; Folding table; metal shelving unit; and surge protectors.
Placentia-St. Mary's	Ms. Sherry Gambin-Walsh	Furniture	\$723.17	3 chairs for reception area of the constituency office.
Placentia-St. Mary's	Mr. Sherry Gambin-Walsh	Equipment	\$210.25	Tablet/laptop docking station.
Fortune Bay-Cape La Hune	Ms. Tracey Perry	Furniture	\$355.99	3-drawer mobile pedestal for constituency office.