



Western School District

Annual Report
2006-07

WESTERN SCHOOL BOARD ANNUAL REPORT

Table of Contents

Chairperson's Message	1
Overview	2
▪ Vision	
▪ Mission	
▪ Lines of Business	
▪ Demographics/Number of Employees	
▪ Physical Location	
Shared Commitments	5
Highlights and Accomplishments	6
Outcomes of Objectives	8
Objectives and Indicators 2007-08	13
Opportunities and Challenges Ahead	14
Financial Statements	17

Chairperson's Message

Honourable Joan Burke, M.H.A.
Minister of Education

Dear Minister Burke:

On behalf of the trustees of the Western School Board, I am pleased to present the 2006-07 Annual Report marking the completion of our third year as a School Board. The submission of this Annual Report is in accordance with the requirements of the *Transparency and Accountability Act*.

The Western School Board covers a vast geographical area from Norman Bay on the South Coast of Labrador to Francois on the South Coast of Newfoundland. The Board has a central office in Corner Brook, with regional offices in Lower Cove and Stephenville. During the 2006-07 school year, the Board was responsible for the administration of 74 schools, 13,712 students and a permanent staff of 1,715 teaching and support staff.

During the 2006-07 school year, the Board developed a Strategic Plan for 2006-2008. This Annual Report covers the period July 1, 2006 to June 30, 2007. The outcomes reported are based upon the directions set by the Western School Board for the Board's education system.

At the beginning of the 2006-07 school year, the Board began work toward the following three major goals as identified in the Strategic Plan:

- Student Learning;
- Organizational Effectiveness; and,
- School Organization and Infrastructure.

The Board wishes to thank the administration, all staff, and all stakeholders for their contributions to providing "student-centered" learning opportunities for our students.

The outcomes reported reflect the directions of the Western School Board and is indicative of our accountability for the actual results reported.

Sincerely,



Donald I. Brown, Chair

Overview

The Western School Board was officially established on September 1, 2004, and is a category one government entity under the *Transparency and Accountability Act*. The School Board is responsible for education services of students situated within the boundaries of the Board. Programs and services are provided through three divisions within the organizational structure: programs, personnel, and finance/administration.

Vision

The vision of the Western School Board is of a learning organization in which all students achieve their maximum potential.

Mission

By 2011, the Western School Board will have improved student learning, enhanced organizational effectiveness, and enriched the learning environment.

Lines of Business

The Board's lines of business relate to the provision of maximum learning opportunities for all students. This mandate includes the delivery of the K-12 provincial programs, other programs supported by the Board, and broad services and programs to support a safe and caring environment for students.

The pursuit of the Board's lines of business related to student learning requires organizational effectiveness, the ongoing learning of all employees, and the acquisition, distribution, and wise use of appropriate resources.

The Board's lines of business fall into two major categories:

1. Services to Students

Responsibility in this area is the provision of quality teaching and learning experiences for students. Subsumed under this are responsibilities for provision of curriculum materials, recruitment and retention of qualified staff, provision of curriculum support, professional development for staff, support for students with special needs, and provision of high quality and safe environments for students and staff. The Board also undertakes a wide range of extra-curricular activities for students.

2. Organizational Support Services

The Board has responsibility to provide safe transportation to and from school to students who qualify for transportation. This responsibility is achieved through a Board owned transportation system as well as contracted services.

The Board is responsible for the provision of janitorial services in all of its facilities. This responsibility is achieved through a Board operated janitorial system as well as contracted janitorial services.

The Board is responsible for the provision of maintenance services for all its facilities. This responsibility is achieved through a Board operated maintenance system as well as selected contracted services.

The Board is responsible for the acquisition and wise use of resources. This responsibility is achieved through a Board operated financial and operations system, capital planning processes, and partnerships with the Department of Education and other funding agencies.

Demographics/Number of Employees

The following information shows the demographics of the Western School Board during the 2006-07 school year.

- 15 trustees (3 female, 12 male)
- 74 schools (four fewer than in 2005-06)
- 13,712 students (6636 female, 7076 male)

During the 2006-07 school year, schools in the Western School Board ranged in size from two students (Grand Bruit) to 986 students (Corner Brook Regional High). The average size was 185 students. There were 29 schools with a student population below 100; 16 between 100 and 200; 22 between 200 and 400; and 7 schools over 400. Thirty-three schools were K-12 facilities.

The Western School Board had 2028 employees. Of these, 1715 were permanent employees, and the remaining worked in a substitute or call-in capacity.

	Female	Male	Total
Professional Staff	774	408	1182
Student Assistants	134	4	138
Substitute Teachers	217	96	313
Support Staff	165	230	395
Total	1290	738	2028

Physical Location

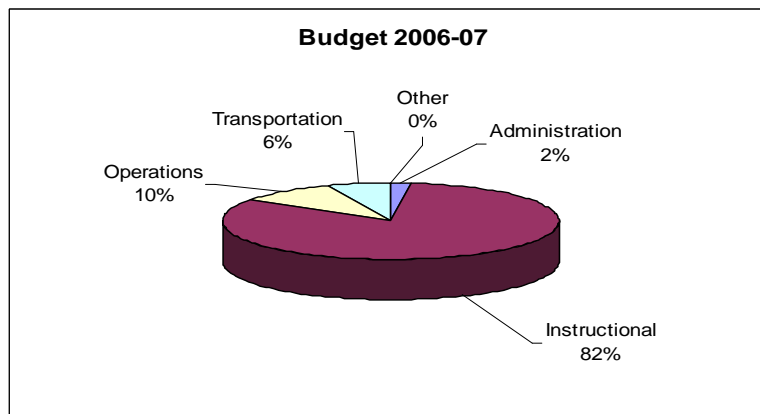
The Western School Board is located in the western portion of Newfoundland and the south eastern portion of Labrador. The Board includes southeastern Labrador, all of the Northern Peninsula, Deer Lake, Corner Brook, and Stephenville, south to Port aux Basques, and Francois on the south coast.

The boundaries of the Western School Board were set by order of the Lieutenant Governor in Council in 2004 and are described as follows:

“The Western Newfoundland District shall include the area bounded by a line commencing at Norman Bay, inclusive, and extending in a southerly direction around the coast to Chateau Bay, and then across the Strait of Belle Isle to Big Brook, and then in an easterly direction around the coast of the Northern Peninsula to Harbour Deep, and then in a southerly direction to the southwest tip of Red Indian Lake, and then in a southerly direction to Francois, inclusive, and then in a westerly and northerly direction around the coast to Pond Cove, and then across the Strait of Belle Isle to L’Anse au Clair, inclusive, and then in a northeasterly direction along the boundary of the Labrador School District to the point of commencement.”

Budget

The Board’s budget for the fiscal year 2006-07 was \$126,321,510.00.



Shared Commitments

The Western School Board operates within the legislated parameters of the *Schools Act, 1997*, and as such shares educational commitments with departments of government, in particular the Department of Education.

The Western School Board is mandated to deliver the provincial curriculum for the Province of Newfoundland and Labrador, and works in conjunction with the Department of Education to deliver regular programs, special education services, and other student support services. These initiatives are funded by the provincial government through funding formulae which provide personnel, learning resources, and physical facilities.

The Western School Board works with other partners which support education in the Western School Board. Some of these partners include all divisions of the Department of Education; the Newfoundland & Labrador School Boards' Association (NLSBA); the Departments of Health & Community Services, Human Resources, Labour & Employment, Natural Resources, Transportation & Works, and Justice; the Newfoundland and Labrador Teachers' Association (NLTA); the Newfoundland Association of Public and Private Employees (NAPE); the Canadian Union of Public Employees (CUPE); Parks Canada; the Provincial Information and Library Resources Board (PILRB); Community Mental Health Initiative; Rural Secretariat; Economic Development Boards; International Grenfell Association; Communities in Education Network; College of the North Atlantic; Sir Wilfred Grenfell College; Memorial University of Newfoundland, and other private and corporate entities.

Parents and communities are also major partners in education. As such, the Western School Board, through its various schools and divisions, communicates regularly with parents on matters related to student learning. The annual school reports, which are shared with parents and communities, represent one example of this communication.

School councils are established as per Section 25 of the *Schools Act, 1997* and include teachers, parents, and community representatives. School councils are valuable partners with the Western School Board. As per Section 26 of the Act, councils represent the educational interests of the school, advise on the quality of teaching and learning, facilitate community involvement in teaching and learning, and advise the Board on matters of concern to the school and community.

Highlights and Accomplishments

The Board of Trustees experienced success with a number of its strategic issues as highlighted below.

The Western School Board was able to:

- Continue significant work regarding the creation of a framework and processes for governance which included:
 - ▶ adoption of by-laws for the Board;
 - ▶ continuance of a strong educational focus for the Board on the goals of student learning, organizational learning, and the acquisition and wise use of resources;
 - ▶ accomplishing of staffing adjustments in professional staff, technology, purchasing, and administration;
 - ▶ continued work on the Long-Term Educational Plan (Capital and Organizational) for the Board;
 - ▶ participation in training sessions for trustees.

- Experience continued success in maintaining a strong focus on student learning which included:
 - ▶ strong performance, as compared to the province, in assessment results in Elementary Mathematics and Language Arts and Intermediate mathematics and Language Arts;
 - ▶ continued articulation and implementation of the Student Learning goal;
 - ▶ continued focus on instruction and professional development;
 - ▶ reshaping of the Professional Development Model to provide better opportunities to address both individual teacher and organizational goals;
 - ▶ implementation of the priorities of the Learning Plan 2005-08, focusing on student assessment and professional development initiatives to support student learning;
 - ▶ emphasis on Mathematics initiatives which included the hiring of itinerant numeracy support teachers;
 - ▶ hiring of additional senior administrative personnel in areas of school development/student support services and student achievement;
 - ▶ expansion of enrichment initiatives throughout the Board;
 - ▶ a strong focus on the Arts;
 - ▶ development and delivery of many initiatives in the promotion of safe and caring school environments;
 - ▶ emphasis on healthy living initiatives;

- ▶ implementation of a technology software initiative intended to enhance organizational communication and efficiency, and to provide collaboration tools and forums for administrators and teachers;
 - ▶ increased participation rates in French Immersion and Intensive Core French;
 - ▶ introduction of music programs in specific geographic areas previously not providing specialist music services;
 - ▶ implementation of a Tobacco Free Environment Policy and Nutrition Policy, which impact on the conditions for learning.
- Experience substantial success in creating a strong focus on organizational learning which included:
 - ▶ continuation of the Professional Growth and Development Program for all teachers;
 - ▶ improved and enhanced leadership development opportunities for administrators through the utilization of esteemed leaders in education such as Ken Leithwood, Ken O'Connor, Tom Schimmer and Carmel Crevola;
 - ▶ successful recruitment for the 2006-07 school year, and maintaining of instructional programs;
 - ▶ recruitment of music specialists in specific geographic areas previously not providing specialist music services;
 - ▶ orientation session and teacher induction program for all new teachers of the Western School Board;
 - ▶ Leadership at Work initiatives;
 - ▶ orientation session for all new school administrators of the Western School Board;
 - ▶ continued use of an efficient human resources management system for record keeping related to support staff.
 - Realize meaningful success in the creation of structures to ensure the efficient and effective management of available resources which included:
 - ▶ development and monitoring of a balanced Board budget;
 - ▶ refinement of an effective and equitable resource allocation model for schools;
 - ▶ continued work within the Long-Term Educational Plan for the Board;
 - ▶ improvement in the infrastructure in the Board through redevelopment of existing buildings and planning for new schools;
 - ▶ further development of the organizational structure and continued refinement of work flows and systems;
 - ▶ further development and refinement of the financial reporting system.

Outcomes of Objectives

Strategic Issues

Strategic Issue 1: *Student Learning*

Designing systems and processes to bring about increased student learning in core subject areas is not an easy task, as recent work in a number of countries has shown. Some factors that affect student learning are within the control of the Board, while other factors are not.

The Board's large geography, combined with a diverse student population in a wide array of school configurations and sizes, requires that the Board develop a strong culture dedicated to improving instruction and assessment techniques that promote learning. It is critical that the Board gather accurate information that allows it to align programs and services with the immediate needs of the students. Better information from a more comprehensive data management system, combined with preliminary action, will enable the Board to achieve its mission.

Objective: **By June 30, 2007, the Western School Board will have assessed priority needs in relation to student learning.**

Measure: **Assessed priority needs**

Indicator 1: **Initiated development of a comprehensive data management system designed to monitor student achievement in the Western School Board.**

Throughout the 2006-07 school year, the Board, in conjunction with the Department of Education, designed a comprehensive data management system to track student achievement. The system has the capability of compiling data for the current year or for a number of years. The system is also able to produce data which allows staff to identify trends within the Board as a whole, in specific geographic areas or in specific schools. With the addition of First Class, this data management package has been enhanced, allowing schools ready access to a host of data. It also provides an avenue for more detailed analysis at the Board level. Schools can download and manipulate this data to suit their analysis needs.

Indicator 2: Initiated a system of gender analysis within the comprehensive data management system.

The disparity in achievement results between males and females has been identified as a major source of concern. Underachievement by males is thought to be increasing and the ability to produce achievement data segregated by gender is of utmost importance. During the 2006-07 school year, Board staff initiated a gender analysis of data. This enabled staff to begin looking at strategies for remediation of the problem, and to plan for appropriate professional development for school staffs relating to gender differences and appropriate instructional strategies. With the addition of First Class, this data management package has been enhanced, allowing schools ready access to a host of data. It also provides an avenue for more detailed analysis at the Board level. Schools can download and manipulate these data to suit their analysis needs.

Indicator 3: Increased the number of school development plans in place that reflect local student learning priorities.

While all schools in the Board had some form of school development plan, throughout the 2006-07 school year, efforts were made to bring school development plans in line with the new school development model of the Department of Education. As a result of these efforts, twenty-seven schools have completed the process and have full school development plans written that are consistent with the new model. Another thirty-one schools have begun the process and will complete their school development plans during the 2007-08 school year. Fourteen schools did not have the process started by June 30, 2007 but are scheduled to begin the process in the 2007-08 school year. The goal for the 2007-08 school year is to have all schools on the new school development model.

Indicator 4: Identified priority areas for policy and or program development for the 2007-08 school year based on results of 2006-07 school year.

The identification of priority areas began late in the 2006-07 school year. Given that external achievement data for the 2006-07 school year were not available to the Board from the Department of Education until after June 30, 2007, final discussions and decisions in this area did not occur within the current reporting period. These priorities will now be identified as early as possible in the 2007-08 school year. Nevertheless, priority was given to the examination of issues in Mathematics, Safe and Caring Schools, Guidance and Student Evaluation, Gender Imbalance and the number of high school graduates in honours, academic and basic streams.

Strategic Issue 2: **Organizational Effectiveness**

Professional growth is one key area that can improve organizational effectiveness. The training level and continued professional learning of the academic staff have significant impact on student learning. There is a desire to have an organization that is continually learning and that is responsive to the changing needs of the student. It is important to have growth and development plans for all individuals in the organization, with these plans focused on identified needs. Good professional development plans support school and Board development practices.

A second key area for improving organizational effectiveness is policy development. The Western School Board is a relatively new organization with emerging policy needs. Effective policies ensure that decisions are consistently applied in a fair manner, support decision making practices at every level (Board District Office and school), increase understanding of decision-making processes, and promote better transparency.

A third area for improving organizational effectiveness is better communication and professional development through the enhanced use of technology. The Board is committed to improving its technology functions and during the year made a significant decision to acquire a new tool for collaboration that will allow it to meet its goals.

A fourth area for improving organizational effectiveness is the adjusting of staffing levels to reflect the organizational demands of the Board.

Objective: **By June 30, 2007, the Western School Board will have fully assessed emerging professional development and policy needs and initiated implementation of existing priority recommendations.**

Indicator 1: **Assessed professional development needs of priority groups.**

The Board assessed the professional development needs by the implementation of an individual professional growth system in which professionals entered identified needs in a Board database. The use of this database enabled Board staff to identify key areas of need, to match needs with school and Board needs, and to respond appropriately. The development and implementation of a Board professional development plan was then based upon these identified needs, as

well as priorities of the Department of Education and the Board. The needs of support staff and student assistants were also assessed.

Indicator 2: Offered previously identified priority professional development programming.

Based upon the needs identified, Board professional staff provided professional development sessions throughout the Board through close-out sessions and use of substitute teachers. Professional Development was also provided to teachers through school based inservice sessions and out-of-Board learning experiences. Board staff worked with specific groups of professionals as well as with individual school staffs. The areas of Mathematics, Primary-Elementary Literacy, K-12 Evaluation, Safe and Caring Schools Initiatives, Guidance and Special Services were some of the priority issues in which professional development initiatives were undertaken. Training sessions were also provided for support staff throughout the school year.

Indicator 3: Updated existing policies.

The School Board developed and adopted its By-Laws during the 2006-07 school year. At present, schools are operating under policies of their former boards until such time that these existing policies are consolidated into single policies for the Board. This will continue to be an objective in the next school year.

Indicator 4: Identified new policy areas and commenced development of appropriate policies.

At the governance level, the Board has identified the issues of corporate sponsorship and outdoor education as requiring study and possible policy development. Also identified was the need to further develop policies regarding K-12 Evaluation, Safe and Caring Schools, Administration of Medication, and Guidance. In finance and administration, policies and procedures were developed and refined in areas of school budgeting, school bookkeeping, purchasing, school use and rentals, internet usage, school fees, and travel expenses.

Strategic Issue 3: *School Organization and Infrastructure*

The infrastructure of the Board is of paramount importance in the delivery of good education. A positive learning environment is critical, and healthy and safe schools are consistent with this goal. Priorities have been determined and communicated. In April 2006, the Board developed and presented its *Long-Term Educational Proposal (Capital and Organizational)*. This proposal outlined a plan

for possible reorganization within the Board and the infrastructure needs associated with the reorganizations. During this planning cycle, processes and planning will occur within the Board's timelines for implementation of the proposal. Some planning and decision-making have already been completed.

Objective: **By June 30, 2007, the Western School Board will have initiated preliminary actions required to further the development of new infrastructure projects**

Indicator 1: **Selected sites for approved projects.**

During the 2006-07 school year, sites were approved for the following projects:

- New School at Port Hope Simpson
- New School at Port Saunders
- School Redevelopment in St. Anthony

Indicator 2: **Completed preliminary architectural plans for approved projects.**

Analyses on program needs were identified and refined in consultation with the Department of Education during the 2006-07 school year for the following projects:

- New School at Port Hope Simpson
- New School at Port Saunders

These consultations will lead to the preparation and finalization of architectural plans.

Final plans were adopted for the Herdman Collegiate project during the 2006-07 school year and construction on the final phase of the project began in June, 2007. These final plans included additional space to accommodate the skilled trades areas of the school.

Indicator 3: **Continued to make representations to government on other capital projects.**

Through on-going discussions between officials of the Board and the Department of Education, as well as between the School Board and elected government members, representations have been made regarding projects in the following area:

- School redevelopment in St. Anthony

Indicator 4: Completed preliminary public consultations in selected areas.

Preliminary public consultations were conducted in the Corner Brook area during the 2006-07 school year. Further discussions and a formalized process will begin in the 2007-08 school year. Several informal information sessions were held with school staffs and school councils in the following areas:

- Port-au-Port
- Stephenville Crossing
- Benoit's Cove

Objectives and Indicators 2007-08

Strategic Issue 1: *Student Learning*

Objective: By June 30, 2008, the Western School Board will have furthered the implementation of programs and services that address priority needs in student learning.

Measure: Further implementation of programs and services.

Indicator: Continue to identify priority policy and program development for the 2007-08 school year based on the results of the 2006-07 school year.

Indicator: Develop a plan of action to focus on gender achievement differences.

Indicator: Continue emphasis on Mathematics at all grade levels.

Indicator: Continue emphasis on achievement levels in Primary-Elementary English Language Arts.

Strategic Issue 2: *Organizational Effectiveness*

Objective: By June 30, 2008, the Western School Board will have implemented priority professional development and policy initiatives in support of student learning.

Measure: Implemented priority professional development and policy initiatives.

- Indicator:** Identify new policy areas and commence development of appropriate policies.
- Indicator:** Continue to provide professional development in priority areas.
- Indicator:** Further refinement and development of administrative policies and consolidation of some policies of the three former Boards.
- Indicator:** Implement Learning Plans for all professional groups
- Indicator:** Review policies on a regular basis and communicated changes and updates.
- Indicator:** Adjust and define staff levels at the district office to meet identified needs.

Strategic Issue 3: **School Organization and Infrastructure**

- Objective:** By June 30, 2008, the Western School Board will take further action on processes required in the development of new school infrastructure projects.
- Measure:** Implemented further action.
- Indicator:** Complete public consultations in Corner Brook area.
- Indicator:** Approve plan for restructure of Corner Brook area schools.
- Indicator:** Initiate public consultations in other areas according to the Long Term Educational Plan.

Opportunities and Challenges Ahead

The Western School Board made significant progress on a wide range of directions this school year. The new year will continue to bring many challenges and opportunities for the Board. The following highlights some of these areas:

— **Student Learning**

In the 2006-07 school year, students achieved at or above the provincial average on most Criterion-Referenced Tests and public exam assessments. However, the achievement levels at the primary English Language Arts and Mathematics area present particular challenges. Mathematics programming and Mathematics achievement is a province-wide issue which must also be addressed in the

Western School Board. Continued emphasis must be given to the primary section over the 2007-08 school year.

The percentage of high school students opting for basic courses as opposed to academic or honours courses is too high. This will be a challenge for the Board in the 2007-08 school year.

Students with behavioral and learning challenges require increasing support and this challenge must be addressed at a number of levels in the 2007-08 school year and beyond.

Another major challenge will be the enhancement of the instructional program provided by our schools to our students. This is particularly challenging in a climate of declining enrollments.

– **Policy Development and Implementation**

The development of operational policies (new and consolidated from the three previous boards) present both challenges and opportunities in the 2007-08 school year. During the 2007-08 school year, the Board will also begin another Strategic Planning phase and is required to complete its strategic plan for 2008-2011 by June 2008.

– **Professional Development Initiatives**

The Board is continually searching for more effective and efficient ways to provide the professional development that teachers need to improve student learning in the Board. While the Professional Development Model has gone through significant changes in each of the last two years, further adjustments will be necessary for the Board to meet the many diverse needs in this area.

– **Staffing Challenges**

The recruitment of fully qualified special education teachers, guidance counselors, educational psychologists, and specialized itinerant teachers continues to be a major challenge in all parts of the Board. Also, the staffing of small and isolated schools continues to be a major challenge, since most teachers wish to locate in the larger urban areas of the Board.

The recruitment of skilled trades people such as electricians and other maintenance personnel is emerging as a major challenge as the lure of better compensation in provinces such as Alberta is enticing many qualified trades people to relocate. Also, recruitment and retention of support personnel, such as secretaries and custodial staff, is becoming a challenge as they too are being

enticed away from the Board to other employers within the province or in other provinces. This challenge is compounded by the fact that many of those currently employed in the trades will soon have the option to retire.

While there have been staffing adjustments in a number of divisions, there is still a need for further adjustments.

As well, the Board will have to continue to be vigilant in the deployment and management of its human resources allocations, including the ever increasing demands placed on the substitute teacher budget.

— **Infrastructure, Operational, and Funding**

▶ **Infrastructure Improvements**

The Long-Term Educational Plan, which was adopted by the Board in 2005-06 school year, will guide the Board through the planning process which is needed to achieve the necessary infrastructure improvements for the Board. The process of dialogue with the Department of Education and public consultations will continue in the new school year.

▶ **Operational Support to Schools**

The Board will continue with its objective to provide a consistent level of resources to schools. In the new year, there will be continued work to develop standard levels of support services for schools in the following areas: janitorial, maintenance and technology.

▶ **Funding Improvements**

The 2007 provincial budget saw increased funding for school Boards. While this increased funding is welcomed, there are still a number of areas where the financial resources of the Board can be improved. The Board will continue to make representation to government with respect to the instructional component of our budget for professional development for teachers, for substitute teachers and for technology. The Province's commitment to education during the past two budgets is extremely encouraging as can be evidenced with new funding initiatives for education.

Financial Statements
of the
Western School Board
for fiscal year ending June 30, 2007

Western School District
TABLE OF CONTENTS
June 30, 2007

	<u>Page</u>
Auditors' Report	1
Financial Statements:	
Balance Sheet	2
Statement of Current Revenues, Expenditures And Board Equity	3
Statement of Changes in Financial Position	4
Statement of Changes in Capital Fund	5, 6
Notes To Financial Statements:	
1. Significant Accounting Policies	7
2. Accounts Receivable	8
3. Bank Indebtedness	8
4. Accounts Payable	9
5. Reserve Account	10
6. Investment in Capital Assets	11
7. Commitments	12
8. Other (Please Specify)	12
Schedules:	
1. Current Revenue	13, 14, 15
2. Administration Expenditures	16
3. Instruction Expenditures	17
4. Operation and Maintenance Expenditures – Schools	18
5. Pupil Transportation Expenditures	19
6. Ancillary Services	20
7. Miscellaneous	20
8. Details of Property and Equipment	21
9. Detail of Long-Term Debt	22, 23
9A. Summary of Long-Term Debt	24
9B. Current Maturities	25
9C. Interest Expense	26
Supplementary Information:	
1. Cash	27
2. Short Term Investments	27
3. Prepaid Expenses	28

Auditors' Report

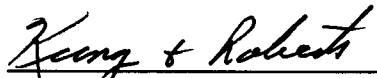
To The Members of Western School District

We have audited the balance sheet of the current and capital funds of Western School District as at June 30, 2007, and the related statements of current revenues, expenditures and district equity, and statement of changes in capital fund position for the year then ended. These financial statements are the responsibility of the District's management. Our responsibility is to express an opinion on these financial statements based on our audit.

We conducted our audit in accordance with Canadian generally accepted auditing standards. Those standards require that we plan and perform an audit to obtain reasonable assurance whether the financial statements are free of material misstatement. An audit includes examining, on a test basis, evidence supporting the amounts and disclosures in the financial statements. An audit also includes assessing the accounting principles used and significant estimates made by management, as well as evaluating the overall financial statement presentation.

As required by Section 66 (2) of the Schools Act, we report that the employees whose duties include collecting, receiving or depositing of money are bonded in amounts considered to be sufficient.



In our opinion, these financial statements present fairly, in all materials respects, the financial position of the District as at June 30, 2007 and the results of its operations and changes in its capital financial position for the year ended, in accordance with Canadian generally accepted accounting principles and as explained in Note 1 to the financial statements, and are in compliance with reporting requirements established for School Districts in the Province of Newfoundland and Labrador by the Department of Education.


Chartered Accountants

Stephenville, NL
City
Sept. 12, 2007
Date

Western School District
BALANCE SHEET
June 30, 2007

	<u>Assets</u>	
	<u>2007</u>	<u>2006</u>
Current Assets		
Cash (Supp.Info.1)	\$ 1,406,075	\$ 1,054,639
Short Term Investments (Supp.Info.2)	87,866	90,003
Accounts Receivable (Note 2)	12,468,778	12,258,365
Prepaid Expenses	<u>237,871</u>	<u>186,372</u>
Total Current Assets	<u>14,200,590</u>	<u>13,589,379</u>
Property and Equipment (schedule 8)	<u>158,029,136</u>	<u>159,315,119</u>
	<u>\$172,229,726</u>	<u>\$ 172,904,498</u>
<u>Liabilities and District Equity</u>		
Current Liabilities		
Bank Indebtedness (Note 3)	--	--
Accounts Payable and Accrued (Note 4)	2,859,552	2,481,345
Vacation Pay Accrued	11,261,906	11,040,519
Current Maturities (schedule 9b)	<u>372,392</u>	<u>302,236</u>
Total Current Liabilities	<u>14,493,850</u>	<u>13,824,100</u>
Severance Pay Accrual	<u>20,326,237</u>	<u>19,921,158</u>
Long-Term Debt (schedule 9)	<u>2,401,777</u>	<u>1,960,676</u>
District Equity		
Investment in Capital Assets	155,307,442	157,104,682
Reserve Account	200,987	200,987
District Equity	<u>(20,500,567)</u>	<u>(20,107,105)</u>
Total District Equity	<u>135,007,862</u>	<u>137,198,564</u>
	<u>\$172,229,726</u>	<u>\$ 172,904,498</u>

Approved:  Chairman
 Secretary

Western School District

STATEMENT OF CURRENT REVENUES, EXPENDITURES AND DISTRICT EQUITY

For the Year Ended June 30, 2007

	<u>2007</u>	<u>2006</u>
Current Revenue (Schedule 1)		
Provincial Government Grants	\$129,131,691	\$ 125,193,791
Donations	--	--
Ancillary Services	122,292	143,238
Miscellaneous	<u>493,656</u>	<u>382,625</u>
	<u>129,747,639</u>	<u>125,719,654</u>
Current Expenditures		
Administration (Schedule 2)	2,531,164	2,882,858
Instruction (Schedule 3)	106,957,680	103,234,172
Operations and Maintenance (Schedule 4)	12,827,367	12,275,454
Pupil Transportation (Schedule 5)	7,743,785	6,475,537
Ancillary Services (Schedule 6)	44,582	65,471
Interest Expense (Schedule 9C)	8,378	34,229
Miscellaneous (Schedule 7)	<u>83,103</u>	<u>29,168</u>
	<u>130,196,059</u>	<u>124,996,889</u>
23 111 Excess of Revenue over Expenditures	(448,420)	722,765
Transfer to/from Capital	<u>54,958</u>	<u>44,724</u>
Net Increase/Decrease in District Equity	(393,462)	767,489
District Equity, Beginning of Year	<u>(20,107,105)</u>	<u>(20,874,594)</u>
District Equity, End of Year	<u>\$ (20,500,567)</u>	<u>\$ (20,107,105)</u>

See Accompanying Notes

Western School District
STATEMENT OF CHANGES IN FINANCIAL POSITION
For the Year Ended June 30, 2007

		<u>2007</u>	<u>2006</u>
60	<u>Operating Activities</u>		
011	Excess of Revenue over Expenditures	\$ (448,420)	\$ 772,765
012	Changes in Non-Cash Working Capital		
013	- Short-Term Investments	2,137	(2,314)
014	- Accounts Receivable	(210,413)	163,129
015	- Prepaid Expenses	(51,499)	7,502
014	- Accounts Payable, Accruals & Vacation Payable	599,594	1,145,047
015	- Current Maturities	--	--
016	Other (Specify)		
	- Principal Payments	330,431	309,919
	- Increase (Decrease) in Severance Pay Accrual	<u>405,079</u>	<u>(622,803)</u>
		<u>626,909</u>	<u>1,723,245</u>
61	<u>Financing Activities</u>		
011	Proceeds from Bank Loans	853,966	652,317
012	Grants – Deficit Retirement	--	--
013	Other Capital Revenues	--	365,248
014	Changes in Long-Term Debt	(342,709)	(653,556)
015	Other (Specify)	<u>--</u>	<u>--</u>
		<u>511,257</u>	<u>364,009</u>
62	<u>Investing Activities</u>		
011	Proceeds on Sale of Capital Assets	74,631	23,112
012	Additions to Property and Equipment	(861,361)	(652,316)
013	Other (Specify)	<u>--</u>	<u>--</u>
		<u>(786,730)</u>	<u>(629,204)</u>
63	Increase (Decrease) in Cash	<u>351,436</u>	<u>1,458,050</u>
64	Cash, Beginning of The Year	<u>1,054,639</u>	<u>(403,411)</u>
65	Cash, End of The Year	<u>\$ 1,406,075</u>	<u>\$ 1,054,639</u>

See Accompanying Notes

Western School District
STATEMENT OF CHANGES IN CAPITAL FUND
For the Year Ended June 30, 2007

		<u>2007</u>	<u>2006</u>
70	<u>Capital Receipts</u>		
71	Proceeds from Bank Loans		
011	- School Construction	\$ --	\$ --
012	- Equipment	--	--
013	- Service Vehicles	--	--
014	- Pupil Transportation	853,966	652,317
015	- Other (Specify)	--	--
		<u>853,966</u>	<u>652,317</u>
72	<u>EIC Grants</u>		
011	School Construction and Equipment	--	--
012	Other – Transportation – Government	--	--
		<u>--</u>	<u>--</u>
73	<u>Donations</u>		
011	- Cash Receipts	--	--
012	- Non-Cash Receipts	--	--
013	- Restricted Use	--	--
		<u>--</u>	<u>--</u>
74	<u>Sale of Capital Assets - Proceeds</u>		
011	- Land	--	--
012	- Buildings	72,276	22,000
013	- Equipment	2,070	--
014	- Service Vehicles	--	--
015	- Pupil Transportation Vehicles	285	1,112
016	- Other (Specify)	--	--
	- Accounts Receivable – Capital	--	--
		<u>74,631</u>	<u>23,112</u>
75	<u>Other Capital Revenues</u>		
011	- Interest on Capital Fund Investments	--	--
012	- Premiums on Debentures	--	--
013	- Recoveries of Expenditures	--	--
015	- Insurance Proceeds	--	--
016	- Native Peoples Grants	--	--
017	- Miscellaneous – Funds for Debt servicing – Bussing	330,431	309,919
018	- Provincial grants – Debt Retirement	--	365,248
		<u>330,431</u>	<u>675,167</u>
	Total Capital Receipts	<u>1,259,028</u>	<u>1,350,596</u>

Cont'd

See Accompanying Notes

Western School District
STATEMENT OF CHANGES IN CAPITAL FUND (Cont'd)
For the Year Ended June 30, 2007

	<u>2007</u>	<u>2006</u>	
77	Transfer from Reserve Account	--	--
78	Transfer to/from Current Fund	<u>(54,958)</u>	<u>(44,724)</u>
Total	<u>\$ 1,204,070</u>	<u>\$ 1,305,872</u>	
80	<u>Capital Disbursements</u>		
81	Additions to Property & Equipment		
011	- Land and Sites	--	--
012	- Building	7,395	--
013	- Furniture & Equipment – School	--	--
014	- Furniture & Equipment – Other	--	--
015	- Service Vehicles	--	--
016	- Pupil Transportation	853,966	652,316
017	- Other (Specify)	<u>--</u>	<u>--</u>
		<u>861,361</u>	<u>652,316</u>
82	Principal Repayment of Long-Term Debt		
011	- School construction	--	--
012	- Equipment	--	--
013	- Service Vehicles	12,278	12,279
014	- Other (Specify)	--	--
	- Office	--	331,358
	- Pupil transportation	<u>330,431</u>	<u>309,919</u>
		<u>342,709</u>	<u>653,556</u>
83	Miscellaneous Disbursements		
013	- Other (Specify)	--	--
	- Accounts payable	<u>--</u>	<u>--</u>
		<u>--</u>	<u>--</u>
	Total Capital Disbursements	<u>\$ 1,204,070</u>	<u>\$ 1,305,872</u>

Western School District
NOTES TO THE FINANCIAL STATEMENTS
For the Year Ended June 30, 2007

1. Significant Accounting Policies:

The accompanying financial statements have been prepared on a fund accounting basis, which is generally accepted for School Districts. Fund accounting can be defined as “accounting procedures in which a self balancing group of accounts is provided for each fund”. It is customary for School Districts to account separately for the current and capital funds.

A summary of significant accounting policies adopted by the District, relating to their use of fund accounting, is as follows:

- (a) Grants received by the District are recorded in either the current or capital funds depending on their source. Grants from the Department of Education are treated as current revenues while those from the Education Investment Corporation are recorded as capital revenues. Also, amounts paid to construction companies from the Education Investment Corporation on behalf of the District for capital projects are treated as capital revenues.
- (b) Capital asset additions are recorded at full cost in the capital fund.
- (c) The District does not calculate or record amortization on any of its capital assets.
- (d) Principal repayments of Pupil Transportation Loans are recorded as Current Expenditures. All other principal repayment of bank loans are recorded as Capital Expenditures.

Western School District
NOTES TO THE FINANCIAL STATEMENTS
For the Year Ended June 30, 2007

2. Accounts Receivable

	<u>2007</u>	<u>2006</u>
<u>Current</u>		
11 131 Provincial Government	\$ 11,955,526	\$ 11,851,627
132 Transportation	8,532	12,633
133 Federal Government	--	--
134 Projects	106,554	85,743
135 HST Receivable	212,591	194,695
136 Bus Rentals	33,981	26,910
137 Water Program-Provincial	--	6,636
138 Interest	--	--
139 Travel Advances and Miscellaneous	151,594	80,121
<u>Capital</u>		
11 231 EIC – Construction Grants	--	--
233 Local Contributions	--	--
234 Other School Districts	--	--
235 Other (Specify) – City of Corner Brook	--	--
	\$ 12,468,778	\$ 12,258,365

3. Bank Indebtedness

21 131 On Operating Credit	\$ --	\$ --
132 On Capital Account	--	--
	\$ --	\$ --

Western School District
NOTES TO THE FINANCIAL STATEMENTS
For the Year Ended June 30, 2007

4.	<u>Accounts Payable and Accrued</u>	<u>2007</u>	<u>2006</u>
	<u>Current</u>		
21 109	Scholarship	\$ 82,693	\$ 84,830
110	Accounts payable-Trade	516,512	332,226
111	Accrued Liabilities	630,976	347,705
112	Wages Payable	453,611	358,293
113	- Deferred Grants	1,340,482	1,337,038
114	- Wages	--	--
115	Payroll Deductions	(57,637)	--
118	Other	(109,265)	--
119	Payroll Tax	<u>2,180</u>	<u>21,253</u>
	<u>Capital</u>		
21 211	Trade Payable		
212	Accrued – Liabilities	--	--
213	- Interest	--	--
217	Deferred Grants	--	--
218	Other (Specify)	<u>--</u>	<u>--</u>
		<u>\$ 2,859,552</u>	<u>\$ 2,481,345</u>

Western School District
NOTES TO THE FINANCIAL STATEMENTS
For the Year Ended June 30, 2007

5. Reserve Account

Description:

	<u>2007</u>	<u>2006</u>
Balance, Beginning of Year	\$ 200,987	\$ 200,987
Less Transfer from Reserve	<u> --</u>	<u> --</u>
Add Transfer to Reserve	<u> --</u>	<u> --</u>
Balance, End of Year	<u>\$ 200,987</u>	<u>\$ 200,987</u>

Western School District
NOTES TO THE FINANCIAL STATEMENTS
For the Year Ended June 30, 2007

	<u>2007</u>	<u>2006</u>
6. Investment in Capital Assets,		
Beginning of Year	\$ 157,104,682	\$ 159,634,030
Add:		
Transfer of Operating funds to Capital Fund	(54,958)	(44,724)
Grants - EIC - Contribution for Capital Const.	--	--
- Provincial grants-debt retirement.	--	365,248
Capital projects funded by EIC but paid Directly to other sources on behalf of District.		
Donations (Specify)		
Proceeds from Sale of Capital Assets		
- Land	--	--
- Building	72,276	22,000
- Equipment	2,070	--
- Vehicle	285	1,112
- Other	--	--
Interest on Capital Fund Investments	--	--
Recoveries of Expenditures – Prior	--	--
Insurance Proceeds – Capital	--	--
Native Peoples Grants – Capital	--	--
Excess of Revenue over Expenditures		
- Capital Fund		
Principal - Bussing loan	330,431	309,919
- Other	--	--
Capital asset valuation adjustment	<u>--</u>	<u>--</u>
	<u>157,454,786</u>	<u>160,287,585</u>
 Deduct Adjustments:		
Cost of assets sold		
- Land	--	--
- Building	2,147,344	2,860,499
- Equipment	--	--
- Vehicles	--	322,404
- Other	<u>--</u>	<u>--</u>
	<u>2,147,344</u>	<u>3,182,903</u>
Other	<u>--</u>	<u>--</u>
23 221 Investment in Capital Assets, End of Year	<u>\$ 155,307,442</u>	<u>\$ 157,104,682</u>

Western School District
NOTES TO THE FINANCIAL STATEMENTS
For the Year Ended June 30, 2007

7. Commitments

At balance sheet date the District had the following commitments:

8. Contingency

As of statement date, the following material contingencies are pending:

- (a) A former vendor of a prior School Board has a claim of approximately \$30,000 plus HST. The amount has not been recorded in the accounts. The likelihood of loss to the Board cannot be determined.
- (b) A former Director of a prior School Board is claiming approximately \$31,000 in unpaid salary. The issue is currently under discussion by both parties. The amount has not been recorded in the accounts. The likelihood of loss to the Board cannot be determined.

9. District Equity (Deficit)

The School District has an accumulated operating deficit of \$(20,500,567). A material amount of this operating deficit is contributed by a recorded teacher's severance pay accrual and non-teacher's severance pay accrual of \$18,091,688 and \$2,234,549 respectively, as required by the Provincial Government.

Accumulated operating deficit per Financial statement	\$ 20,500,567
Less: teacher's severance pay accrual	(18,091,688)
: non-teacher's severance pay accrual	<u>(2,234,549)</u>
Accumulated operating deficit less Severance pay accrued	<u>\$ 174,330</u>

10. Comparative Figures

Certain 2006 figures have been reclassified to conform with financial statement presentation adopted for 2007.

Western School District
CURRENT REVENUES
For the Year Ended June 30, 2007

	<u>2007</u>	<u>2006</u>
32 010	Provincial Government Grants	
011	\$ 19,299,882	\$ 17,418,180
016	2,655,958	2,181,906
	Special Grants (Details on bottom of Schedule 1)	
	Salaries and Benefits	
017	690,050	786,258
021	94,450,161	93,572,993
022	2,800,916	2,963,195
023	1,875,754	1,839,475
	Pupil Transportation	
030		
031	2,719,900	2,720,245
032	4,018,483	3,081,708
033	<u>620,587</u>	<u>629,831</u>
	<u>\$ 129,131,691</u>	<u>\$ 125,193,791</u>
33 010	Donations	
012	--	--
011	--	--
013	--	--
014	<u>--</u>	<u>--</u>
	<u>--</u>	<u>--</u>

Western School District
CURRENT REVENUES
For the Year Ended June 30, 2007

		<u>2007</u>	<u>2006</u>
34 010	Ancillary Services		
011	Revenues from Rental of Residences	\$ 23,315	\$ 23,319
021	Revenues from Rental of Schools and Facilities (Net)	64,716	65,129
031	Cafeterias	34,261	54,790
032	Other – (Specify)	<u>–</u>	<u>–</u>
		<u>122,292</u>	<u>143,238</u>
35 010	Miscellaneous		
011	Interest on Investments	107,469	90,670
012	Bus Charters	111,149	49,512
021	Recoveries of Expenditures	52,594	10,053
031	Revenues from Other Agencies	–	–
041	Federal Rebates	–	–
051	Insurance Proceeds	709	78,120
061	Bilingual Education Revenue	–	–
071	Operating Rev. from Native Peoples Grant	–	–
081	Miscellaneous Federal Grants	–	–
091	Textbooks	204,417	149,665
092	Sundry	17,318	4,605
094	Scholarship Funds	<u>–</u>	<u>–</u>
		<u>493,656</u>	<u>382,625</u>
	Total Current Revenues	<u>\$ 129,563,410</u>	<u>\$ 125,719,654</u>
	<u>Special Grants</u>		
	Fuel Adjustment	\$ 32,338	\$ –
	Learning Disabilities	–	–
	Debt Servicing	–	33,842
	Student Assistant Salaries	–	–
	Textbook Credit Allocation	–	120
	Pay Equity	–	–
	Administration – Textbook	–	–
	Payroll Tax	–	–
	Utilities	–	–
	Maintenance	–	–
	French Monitor	45,128	33,150
	French Immersion	67,360	51,230
	Peer Tutoring	–	–
	Bottle Water	–	–
	Administrative Pay adjustment	–	–
	Computers	–	–

Western School District
CURRENT REVENUES
For the Year Ended June 30, 2007

	<u>2007</u>	<u>2006</u>
<u>Special Grants</u> (Cont'd)		
Surplus – Substitutes	\$ --	\$ --
Kinder – Start	--	--
Tutoring Work Experience	--	--
Other (Specify)		
-Miscellaneous grants	1,146,267	845,874
- Redundancy grant	--	327,242
- Maintenance reclassification	--	--
- Drama Festival	--	--
- Furniture	--	--
- Other Projects	989,387	433,054
- IGA Projects	52,212	55,859
- HRDC Grants	323,266	305,574
- School Board Elections	<u>--</u>	<u>95,961</u>
	<u>\$ 2,655,958</u>	<u>\$ 2,181,906</u>

Western School District
ADMINISTRATION EXPENDITURES
For the Year Ended June 30, 2007

		<u>2007</u>	<u>2006</u>
51	Salaries and Benefits		
011	- Directors and Asst. Directors	\$ 690,050	\$ 786,257
012	- District Office Personnel	942,506	749,524
013	Office Supplies	52,577	56,402
014	Replacement Furniture and Equipment	12,400	19,987
015	Postage	59,920	59,035
016	Telephone	104,759	98,756
017	Office Equipment Rentals and Repairs	51,597	27,027
018	Bank Charges	2,811	2,150
019	Electricity	13,465	12,777
021	Fuel	29,136	23,353
022	Insurance	11,187	69,789
023	Repairs and Maintenance (Office Building)	12,824	14,138
024	Travel	156,398	158,374
025	Board Meeting Expenses	15,715	23,971
026	Election Expenses	--	96,022
027	Professional Fees	86,836	81,746
028	Advertising	144,678	91,663
029	Membership Dues	50,184	50,369
031	Municipal Service Fees	14,741	17,483
032	Rental of Office Space	73,050	--
033	Janitor Salaries/Supplies	4,308	8,499
034	Miscellaneous	2,022	13,016
035	Relocation Expenses	--	19,002
036	Redundancy	--	327,242
037	Capital Plan-Department	--	76,276
	<u>Total Administration Expenditures</u>	<u>\$2,531,164</u>	<u>\$ 2,882,858</u>

Western School District
INSTRUCTION EXPENDITURES
For the Year Ended June 30, 2007

	<u>2007</u>	<u>2006</u>
52 010	Instructional Salaries (Gross)	
011	\$ 94,727,232	\$ 93,022,817
012	2,848,614	3,008,916
013	90,089	79,845
014	1,893,611	1,811,541
015	--	--
016	2,230,852	2,252,320
017	--	--
018	--	--
	<u>101,790,398</u>	<u>100,175,439</u>
52 040	Instructional Materials	
041	346,657	364,432
042	46,447	33,380
043	636,983	520,488
044	225,043	149,809
045	707,161	--
	<u>1,962,291</u>	<u>1,068,109</u>
52 060	Instructional Furniture and Equipment	
061	431,741	65,479
062	--	1,229
063	390,548	370,335
064	268,155	98,598
065	137,597	68,583
	<u>1,228,041</u>	<u>604,224</u>
52 080	Instructional Staff Travel	
081	288,524	245,718
082	257,214	241,190
083	26,357	69,029
084	23,895	14,323
	<u>595,990</u>	<u>570,260</u>
52 090	Other Instructional Costs	
091	--	--
092	14,459	22,386
097	987,187	429,236
098	52,212	56,233
099	327,102	308,285
	<u>1,380,960</u>	<u>816,140</u>
	<u>\$ 106,957,680</u>	<u>\$ 103,234,172</u>

Western School District
OPERATIONS AND MAINTENANCE EXPENDITURES - SCHOOLS
For the Year Ended June 30, 2007

	<u>2007</u>	<u>2006</u>
53 011 Salaries & Benefits - Janitorial	\$ 4,454,319	\$ 4,505,084
012 - Maintenance	1,170,024	935,909
013 - IT Support	436,488	395,050
014 Electricity	2,916,681	2,762,648
015 Fuel	961,894	1,193,816
016 Municipal Service Fee	265,560	253,592
017 Telephone	420,961	481,841
018 Vehicle Operating and Travel	236,891	213,656
019 Janitorial Supplies	330,171	272,307
021 Janitorial Equipment	62,257	23,270
022 Repairs and Maintenance - Buildings	998,426	845,775
023 - Equipment	14,490	9,905
024 Protective Clothing	15,786	13,798
025 Snow Clearing	543,419	368,803
026 Rentals	--	--
027 Other (Specify) - Repairs Covered By Insurance	--	--
	<hr/>	<hr/>
Total Operations and Maintenance	<u>\$ 12,827,367</u>	<u>\$ 12,275,454</u>

Western School District
PUPIL TRANSPORTATION EXPENDITURE
For the Year Ended June 30, 2007

	<u>2007</u>	<u>2006</u>
54 010	Operation and Maintenance of Board	
	Owned Fleet	
011	\$ 128,745	\$ 104,672
012	1,652,015	1,418,773
013	--	--
014	157,858	110,932
015	330,431	309,918
016	--	--
017	367,600	328,481
018	36,951	36,258
019	45,816	43,893
021	177,597	166,025
022	9,881	37,581
023	28,997	21,178
024	26,437	29,540
025	5,077	5,465
026	14,508	13,087
027	5,209	3,405
028	--	--
029	2,148	3,195
030	3,517	6,712
031	7,245	2,756
032	10,039	4,018
033	14,802	13,217
034	--	--
035	3,541	2,800
	<u>3,028,414</u>	<u>2,661,906</u>
54 040	Contracted Services	
041	3,885,247	3,054,208
042	620,587	629,831
043	178,357	10,687
044	31,180	118,905
	<u>4,715,371</u>	<u>3,813,631</u>
	<u>\$ 7,743,785</u>	<u>\$ 6,475,537</u>

Western School District
PUPIL TRANSPORTATION EXPENDITURE
For the Year Ended June 30, 2007

Ancillary Services

This District owns and operates the following ancillary services:

	<u>2007</u>	<u>2006</u>
55 Ancillary Services		
011 Operation of Teachers' Residences	\$ 10,228	\$ 7,564
031 Cafeterias	34,354	57,907
032 Other (Specify)	<u>--</u>	<u>--</u>
	<u>\$ 44,582</u>	<u>\$ 65,471</u>

Miscellaneous Expenses (Specify)

The District has incurred the following miscellaneous expenses:

	<u>2007</u>	<u>2006</u>
57 011 Miscellaneous Expenses		
- Human Resources Expenses	\$ 46,013	\$ 24,534
- Other	<u>37,090</u>	<u>4,634</u>
	<u>\$ 83,103</u>	<u>\$ 29,168</u>

Western School District
DETAILS OF PROPERTY AND EQUIPMENT
For the Year Ended June 30, 2007

	<u>Balance</u> <u>June 30, 2006</u>	<u>Additions</u>	<u>Disposals</u>	<u>Balance</u> <u>June 30, 2007</u>
12 210 Land and Sites				
211 Land and Sites	\$ 1,977,719	\$ --	\$ --	\$ 1,977,719
12 220 Buildings				
221 Schools	136,744,936	7,395	2,147,344	134,604,987
222 Administration	3,046,649	--	--	3,046,649
223 Residential	168,021	--	--	168,021
224 Recreational	--	--	--	--
225 Other (Specify)	--	--	--	--
	<u>139,959,606</u>	<u>7,395</u>	<u>2,147,344</u>	<u>137,819,657</u>
12 230 Furniture and Equip.				
231 Schools	11,528,316	--	--	11,528,316
232 Administration	970,429	--	--	970,429
233 Residential	1,534	--	--	1,534
234 Recreation	87,005	--	--	87,005
235 Other (Specify)	5,450	--	--	5,450
	<u>12,592,734</u>	<u>--</u>	<u>--</u>	<u>12,592,734</u>
12 240 Vehicles				
241 Service Vehicles	213,136	--	--	213,136
12 250 Pupil Transportation				
251 Land	--	--	--	--
252 Building	--	--	--	--
253 Vehicles - Buses	4,571,924	853,966	--	5,425,890
- Service	--	--	--	--
255 Equipment	--	--	--	--
256 Other (Specify)	--	--	--	--
	<u>4,571,924</u>	<u>853,966</u>	<u>--</u>	<u>5,425,890</u>
12 260 Misc. Capital Assets				
261 Other (Specify)	--	--	--	--
Total Property and Equipment	<u>\$159,315,119</u>	<u>\$ 861,361</u>	<u>\$2,147,344</u>	<u>\$ 158,029,136</u>

Western School District
DETAILS OF LONG-TERM DEBT
For the Year Ended June 30, 2007

Bank loans, mortgage and debentures,
approved by the District and the Government
of Newfoundland and Labrador

	<u>2007</u>	<u>2006</u>
22 210 Loans Other than Pupil Transportation		
<u>Ref. #</u>		
211 Bank Loans		
Prime Repayable \$ 1,023 monthly, maturing 2008	\$ 10,232	\$ 22,510
_____ Repayable \$ _____ monthly, maturing _____	--	--
_____ Repayable \$ _____ monthly, maturing _____	--	--
_____ Repayable \$ _____ monthly, maturing _____	--	--
_____ Repayable \$ _____ monthly, maturing _____	--	--
_____ Repayable \$ _____ monthly, maturing _____	--	--
Total 211	<u>10,232</u>	<u>22,510</u>
212 Mortgages		
_____ Repayable \$ _____ monthly, maturing _____	--	--
_____ Repayable \$ _____ monthly, maturing _____	--	--
_____ Repayable \$ _____ monthly, maturing _____	--	--
_____ Repayable \$ _____ monthly, maturing _____	--	--
_____ Repayable \$ _____ monthly, maturing _____	--	--
Total 212	<u>--</u>	<u>--</u>
213 Debentures		
_____ Repayable \$ _____ monthly, maturing _____	--	--
_____ Repayable \$ _____ monthly, maturing _____	--	--
Total 213	<u>--</u>	<u>--</u>
214 Other (Please Specify)	<u>--</u>	<u>--</u>
Subtotal	<u>10,232</u>	<u>22,510</u>
215 Less Current Maturities	<u>10,232</u>	<u>12,279</u>
Total Loans Other Than Pupil Transportation	<u>\$ --</u>	<u>\$ 10,231</u>

Western School District
DETAILS OF LONG-TERM DEBT
For the Year Ended June 30, 2007

22 220 Loans – Pupil Transportation

<u>Ref. #</u>	<u>2007</u>	<u>2006</u>
221 Vehicle Bank Loans		
Prime Repayable \$ <u>516</u> monthly, maturing <u>2011</u>	\$ 25,293	\$ 30,971
Prime Repayable \$ <u>523</u> monthly, maturing <u>2012</u>	26,665	32,416
Prime Repayable \$ <u>521</u> monthly, maturing <u>2012</u>	31,266	37,519
Prime Repayable \$ <u>523</u> monthly, maturing <u>2013</u>	37,137	43,414
Prime Repayable \$ <u>542</u> monthly, maturing <u>2016</u>	59,619	66,123
Prime Repayable \$ <u>548</u> monthly, maturing <u>2014</u>	45,996	52,568
Prime Repayable \$ <u>960</u> monthly, maturing <u>2011</u>	37,876	49,396
Prime Repayable \$ <u>2,456</u> monthly, maturing <u>2012</u>	132,625	162,097
Prime Repayable \$ <u>4,954</u> monthly, maturing <u>2012</u>	297,230	356,676
Prime Repayable \$ <u>3,662</u> monthly, maturing <u>2013</u>	263,635	307,574
Prime Repayable \$ <u>1,095</u> monthly, maturing <u>2015</u>	93,089	106,231
Prime Repayable \$ <u>1,117</u> monthly, maturing <u>2016</u>	111,722	125,128
Prime Repayable \$ <u>1,675</u> monthly, maturing <u>2016</u>	167,452	187,547
Prime Repayable \$ <u>542</u> monthly, maturing <u>2017</u>	60,161	66,665
Prime Repayable \$ <u>4,530</u> monthly, maturing <u>2017</u>	561,717	616,077
Prime Repayable \$ <u>5,930</u> monthly, maturing <u>2019</u>	812,454	--
Total 221	<u>\$ 2,763,937</u>	<u>\$2,240,402</u>
222 Land, Building and Equipment Bank Loans		
_____ Repayable \$ _____ monthly, maturing _____	--	--
_____ Repayable \$ _____ monthly, maturing _____	--	--
_____ Repayable \$ _____ monthly, maturing _____	--	--
_____ Repayable \$ _____ monthly, maturing _____	--	--
_____ Repayable \$ _____ monthly, maturing _____	--	--
	--	--
Total 222	<u>2,763,937</u>	<u>2,240,402</u>
Subtotal	<u>2,763,937</u>	<u>2,240,402</u>
223 Less Current Maturities	<u>362,160</u>	<u>289,957</u>
Total Loans – Pupil Transportation	<u>2,401,777</u>	<u>1,950,445</u>
Total Long Term Debt	<u>\$ 2,401,777</u>	<u>\$1,960,676</u>

Western School District
SUMMARY OF LONG-TERM DEBT
For the Year Ended June 30, 2007

<u>Description</u>	<u>Ref. #</u>	<u>Rate</u>	<u>Balance Beginning Of Year</u>	<u>Loans Obtained During Year</u>	<u>Principal Repayment For Year</u>	<u>Balance End of Year</u>
A) School Construction			\$ --	\$ --	\$ --	\$ --
B) Equipment			--	--	--	--
C) Service Vehicle			22,510	--	12,278	10,232
D) Other – Office			--	--	--	--
E) Pupil Transportation			<u>2,240,402</u>	<u>853,966</u>	<u>330,431</u>	<u>2,763,937</u>
Total Loans			<u>\$ 2,262,912</u>	<u>\$ 853,966</u>	<u>\$ 342,709</u>	<u>\$ 2,774,169</u>

Western School District
DETAILS OF CURRENT MATURITIES
For the Year Ended June 30, 2007

<u>Description</u>	<u>Year 1</u>	<u>Year 2</u>	<u>Year 3</u>	<u>Year 4</u>	<u>Year 5</u>
A) School Construction	\$ --	\$ --	\$ --	\$ --	\$ --
B) Equipment	--	--	--	--	--
C) Service Vehicles	10,232	--	--	--	--
D) Other -- Office	--	--	--	--	--
E) Pupil Transportation	<u>362,160</u>	<u>361,121</u>	<u>361,121</u>	<u>361,122</u>	<u>334,965</u>
Total	<u>\$ 372,392</u>	<u>\$ 361,121</u>	<u>\$ 361,121</u>	<u>\$ 361,122</u>	<u>\$ 334,965</u>

56 010

Western School District
SCHEDULE OF INTEREST EXPENSE
For the Year Ended June 30, 2007

<u>Description</u>	<u>2007</u>	<u>2006</u>
012 Capital		
School Construction	\$ --	\$ --
Equipment	--	--
Service Vehicles	1,025	1,434
Other – Office	<u>2,993</u>	<u>31,800</u>
Total Capital	<u>4,018</u>	<u>33,234</u>
013 Current - Operating Loans	--	995
014 - Supplier Interest Charges	<u>4,360</u>	<u>--</u>
Total Current	<u>4,360</u>	<u>995</u>
Total Interest Expense	<u>\$ 8,378</u>	<u>\$ 34,229</u>

Western School District
SUPPLEMENTARY INFORMATION
For the Year Ended June 30, 2007

1.	<u>Cash</u>	<u>2007</u>	<u>2006</u>
	<u>Current</u>		
11 110	Cash on Hand and in Bank		
111	Cash on Hand	\$ 634	\$ 634
112	Bank - Current	1,405,441	1,054,005
113	- Savings	--	--
115	- Non-Teachers; Payroll	--	--
116	- Coupon (Debenture)	--	--
117	- Other (Specify)	--	--
	 <u>Capital</u>		
11 210	Cash on Hand and in Bank	--	--
211	Cash on Hand	--	--
212	Bank - Current	--	--
213	- Savings	--	--
214	- Other (Specify)	--	--
	 Total Cash on Hand & in Bank	 <u>\$ 1,406,075</u>	 <u>\$ 1,054,639</u>
 2.	 <u>Short Term Investments</u>		
11 121	Term Deposits – Scholarships	\$ 82,693	\$ 84,830
122	Term Deposits – Other	5,173	5,173
123	Other (Specify)	--	--
	 <u>Capital</u>		
11 221	Term Deposits	--	--
222	Canada Savings Bonds	--	--
223	Other (Specify)	--	--
	 Total Short Term Investments	 <u>\$ 87,866</u>	 <u>\$ 90,003</u>

Western School District
SUPPLEMENTARY INFORMATION
For the Year Ended June 30, 2007

3.	<u>Prepaid Expenses</u>	<u>2007</u>	<u>2006</u>
	Current		
11 141	Insurance	\$ --	\$ --
142	Municipal Service Fees	--	--
143	Work, Health Safety and Commissions	237,871	186,372
144	Other (Specify) – Travel Advances	--	--
	<u>Capital</u>		
11 241	Other (Specify)	-----	-----
		<u>\$ 237,871</u>	<u>\$ 186,372</u>